Colonial Pipeline Company

Jeff D. Morrison
Environmental Program Manager

March 30, 2022

To: Dan Bowser, et al.

Re: **Colonial Pipeline SR 2448/Pipeline ROW**
Incident Number 95827
Huntersville, North Carolina

Dear Dan,

Colonial Pipeline Company (Colonial) is pleased to transmit the required Monthly Monitoring Report for March 2022 regarding the above-referenced incident. This report was prepared in conjunction with Apex Engineering, PC.

As discussed during briefings, Colonial continues to perform assessment and product recovery activities.

If you have any questions or require additional information, please contact either John Wyatt at 423.713.7568 / jmwyatt@colpipe.com or myself at 770.819.3566 / jmorrison@colpipe.com.

Respectfully,

Jeff D. Morrison
Environmental Program Manager

APEX

Monthly Monitoring Report
SR 2448 / Pipeline Right of Way
Incident Number 95827

Huntersville, Mecklenburg County, North Carolina 28078

March 30, 2022

Apex Job No.: COL054-0314051-22003305

Prepared for:

Mr. John Wyatt
4295 Cromwell Rd. #311
Chattanooga, Tennessee 37421

Prepared by:

Apex Companies, LLC
(dba Maryland Apex Engineering, PC)
5900 Northwoods Business Parkway, Suite 5900-O
Charlotte, North Carolina 28269

Prepared By:

Andrew Street, CHMM, RSM
Senior Project Manager

Reviewed By:

Tom Naumann, PG
Senior Scientist
NC License No. 2405

Matt Gorman, PE
Program Manager
NC License No. 041588

Table of Contents

1.0 INTRODUCTION 1
1.1 Site History And Characterization 1
2.0 SOIL SAMPLING ACTIVITIES AND RESULTS 1
3.0 WELL GAUGING ACTIVITIES 2
4.0 GROUNDWATER INVESTIGATION ACTIVITIES AND RESULTS 2
5.0 SOIL VAPOR INVESTIGATION ACTIVITIES AND RESULTS 3
6.0 SURFACE WATER INVESTIGATION ACTIVITIES AND RESULTS 3
7.0 REMEDIATION ACTIVITIES SUMMARY 3
7.1 Air Sparge and Soil Vapor Extraction System 3
7.2 Free Product Recovery Activities 3
8.0 WASTE DISPOSAL ACTIVITIES 4
9.0 CONCLUSIONS 4

Figures

Figure 1 Site Location Map
Figure 2 Site Plan
Figure 3 Potential Receptor Map
Figure 4 Pipeline Excavation and Delineation Soil Sampling Results
Figure 5 Groundwater Potentiometric Surface Map – Surficial Unit
Figure 6 Groundwater Potentiometric Surface Map – Bedrock Unit
Figure 7 Free Product Distribution Map
Figure 8 Monitoring Well Sampling Results
Figure 9A Benzene Isoconcentration Map – Surficial Unit
Figure 9B Benzene Isoconcentration Map – Bedrock Unit
Figure 10A Diisopropyl Ether Isoconcentration Map – Surficial Unit
Figure 10B Diisopropyl Ether Isoconcentration Map – Bedrock Unit
Figure 11A Methyl-Tert Butyl Ether Isoconcentration Map – Surficial Unit
Figure 11B Methyl-Tert Butyl Ether Isoconcentration Map – Bedrock Unit
Figure 12A Naphthalene Isoconcentration Map – Surficial Unit
Figure 12B Naphthalene Isoconcentration Map – Bedrock Unit
Figure 13A Toluene Isoconcentration Map – Surficial Unit
Figure 13B Toluene Isoconcentration Map – Bedrock Unit
Figure 14A Total Xylenes Isoconcentration Map – Surficial Unit
Figure 14B Total Xylenes Isoconcentration Map – Bedrock Unit
Figure 15A C_5-C_8 Aliphatics Isoconcentration Map – Surficial Unit
Figure 15B C_5-C_8 Aliphatics Isoconcentration Map – Bedrock Unit
Figure 16A C_9-C_{12} Aliphatics Isoconcentration Map – Surficial Unit
Figure 16B C_9-C_{12} Aliphatics Isoconcentration Map – Bedrock Unit
Figure 17A C_9-C_{10} Aromatics Isoconcentration Map – Surficial Unit
Figure 17B C_9-C_{10} Aromatics Isoconcentration Map – Bedrock Unit
Figure 18 Water Supply Well Sampling Results (Detections Only)
Figure 19 Air Sparge System Layout
Figure 20 Recovery and Hydraulic Control Well System Layout

Tables

Table 1 Summary of Pipeline Excavation Soil Sampling Results
Table 2 Summary of Delineation Soil Sampling Results
Table 3 Summary of Monitoring Well Gauging Data
Table 4 Summary of Recovery Well Gauging Data
Table 5A Summary of Monitoring Well Sampling Results
Table 5B Summary of Monitoring Well Select Oxygenate Sampling Results
Table 6 Summary of Well Construction Details
Table 7 Summary of Water Supply Well Sampling Results
Table 8 Summary of Potential Receptor Information
Table 9 Summary of System One Operating Data
Table 10 Summary of System Two Operating Data
Table 11 Summary of Thermal Oxidizer Sampling Results
Table 12 Summary of System One Vapor Phase Mass Removal
Table 13 Summary of System Two Vapor Phase Mass Removal
Table 14 Summary of Pumping Wells

Appendices

Appendix A Boring Logs and GW-1 Forms
Appendix B Groundwater Sampling Logs
Appendix C Laboratory Analytical Reports
Appendix D Surface Water Sampling Information
Appendix E Free Product and PCW Recovery Information
Appendix F Copies of Bills of Lading and Waste Manifests

1.0 INTRODUCTION

This Monthly Monitoring Report (MMR) presents the results of the soil sampling, groundwater monitoring, surface water monitoring, and free product recovery performed at the Colonial Pipeline Company (CPC) Huntersville-Concord Road (State Road 2448 [SR 2448]) pipeline release site located near Huntersville, Mecklenburg County, North Carolina (the Site). An Initial Assessment Report was submitted to the North Carolina Department of Environmental Quality (NCDEQ) on October 30, 2020. A Comprehensive Site Assessment (CSA), Revised CSA Items, and a Revised CSA Report were submitted to NCDEQ on February 20, 2021, April 26, 2021, and October 30, 2021, respectively. MMRs were sent to NCDEQ on November 30, 2020, December 30, 2020, January 29, 2021, March 12, 2021, March 30, 2021, April 30, 2021, June 2, 2021, June 30, 2021, July 30, 2021, August 30, 2021, September 30, 2021, October 30, 2021, November 29, 2021 (Addendum), November 30, 2021, December 30, 2021, January 31, 2022, and February 28, 2022. A Conceptual Site Model Report was submitted to NCDEQ on June 25, 2021. Soil delineation sampling results were submitted to NCDEQ in a transmittal dated August 31, 2021 and appended on October 8, 2021. This MMR details Site monitoring and free product recovery activities and results subsequent to those reported in the above-mentioned monthly monitoring reports. Apex Companies, LLC (dba Maryland Apex Engineering, P.C.; Apex) prepared this MMR on behalf of CPC for submittal to NCDEQ.

1.1 Site History And Characterization

The CPC Line 1 gasoline release was discovered on August 14, 2020, within the CPC right of way on the Oehler Nature Preserve, approximately 350 feet northeast of where the CPC pipelines cross SR 2448 (**Figure 1** and **Figure 2**). The release is referred to herein as Incident Number (No.) 95827.

The area within a 1,500-foot radius of the Site is a mixture of low-density residential properties, agricultural properties, and wooded land. Properties within a 1,500-foot radius of the release site obtain potable water from public water supply or private water supply wells (**Figure 3**). The Site is located within the Yadkin Pee-Dee River Basin. North Prong Clarke Creek is located approximately 1,800 feet north of the release site and South Prong Clarke Creek is located approximately 2,700 feet south of the release site, both of which are characterized by the NCDEQ Division of Water Quality as Class C water bodies, meaning that they are protected for non-drinking water purposes such as biological integrity, fishing, and infrequent secondary recreational purposes (i.e., wading).

Mecklenburg County is located within the Piedmont physiographic province, characterized by rolling hills and moderately steep valleys formed by stream erosion of upland areas. Elevations at the Site range from approximately 650 to 750 feet above mean sea level. The surficial soils at the Site consist almost entirely of fine-grained clayey to silty saprolite developed from the weathering of the underlying bedrock. The soil thickness ranges from a few feet to greater than 100 feet. Data obtained from completed borings indicate the Site is underlain by quartz diorite.

In accordance with the Risk Based Corrective Action rules framework, corrective action objectives for impacted groundwater at the Site are based on risk classification criteria and the associated remedial goals established under North Carolina 15A NCAC 2L .0506 regulations. The risk classification for a site is based on multiple factors, including the distance from the source area of a release to receptors such as surface water bodies and water supply wells. The risk classification for the Site is 'high risk' due to the presence of multiple water supply wells within 1,000 feet of the release site (**Figure 3**). Groundwater remediation goals for sites classified as high risk are the 2L Groundwater Quality Standards.

2.0 SOIL SAMPLING ACTIVITIES AND RESULTS

Soil sampling was completed subsequent to Line 1 and Line 2 inspection and recoating activities utilizing hand tools. Soil assessment activities were also completed during monitoring well and select recovery well installation activities. Soil delineation sampling activities are complete. Soil borings were advanced with either a Geoprobe® direct-push drill rig, a sonic drill rig, and/or utilizing split spoons. Soil cores were retrieved, and samples were collected from target intervals, placed in airtight containers, and allowed to equilibrate for approximately 15 minutes before measuring volatile organic compound (VOC) headspace readings with a photoionization detector (PID). The samples exhibiting the highest headspace readings were typically selected for chemical analysis unless free product was present. In cases where there were no significant PID measurements (i.e., less than 5.0 ppm) in a boring, the depth interval corresponding to the terminus of the unsaturated zone was typically selected for chemical analysis. Soil

samples were submitted to Pace Analytical, LLC (Pace) for laboratory analysis of the following chemical specific parameters in accordance with NCDEQ requirements:

- VOCs by EPA Method 8260D; and
- Volatile Petroleum Hydrocarbons (VPH) by the Massachusetts Department of Environmental Quality (MADEP) Method.

Results of the soil sampling analysis are summarized in **Table 1**, **Table 2**, and on **Figure 4**.

3.0 WELL GAUGING ACTIVITIES

The recovery well pumping system was shut down for approximately 24 hours on February 23, 2022 to facilitate gauging of the entire monitoring and recovery well network. Groundwater at the Site flows in a general northerly and southerly direction. The monitoring well and recovery well gauging data is presented in **Table 3** and **Table 4**, respectively. Groundwater potentiometric surface maps for the surficial and bedrock units are provided as **Figure 5** and **Figure 6**, respectively. A free product distribution map is provided as **Figure 7**.

4.0 GROUNDWATER INVESTIGATION ACTIVITIES AND RESULTS

Between August 27, 2020 and March 29, 2022, 118 monitoring wells were installed at the Site utilizing hollow stem auger, air rotary, and sonic drilling methods. Shallow monitoring wells are typically constructed as Type II wells with the well screen bracketing the water table. Deep monitoring wells are constructed with isolation casings extending from ground surface and tremie grouted approximately 10 feet into the consolidated bedrock unit. Monitoring wells MW-90DD and MW-91DD are constructed with telescoping isolation casings. Deep wells are completed with 2" PVC casing and screen following completion of downhole geophysical logging activities. Boring logs generated since the previous report are provided as **Appendix A**.

Well development was performed to evacuate potable water and sediment introduced during the well drilling and installation process. Monitoring well development was performed by lowering a decontaminated submersible pump into the screen interval of the well, surging the pump to bring sediment into suspension and pumping multiple well volumes until the purge water was generally free of sediment. Drill cuttings and well development fluids were contained for off-site disposal.

Each monitoring well present and without measurable free product at the time of the groundwater monitoring event for this reporting period was sampled between February 28 - March 3, 2022. Monitoring well sampling was performed in accordance with the United States Environmental Protection Agency (U.S. EPA) "Low Stress (low flow) Purging and Sampling Procedure for the Collection of Groundwater Samples from Monitoring Wells". During low-flow purging and sampling activities, continuous parameter readings were collected through a flow-through cell and measured for select stabilization parameters including: temperature, specific conductance, pH, oxygen reduction potential, dissolved oxygen, and turbidity. These parameters were recorded at periodic intervals. Typical criteria for stabilization is defined as specific conductance within 3%, pH within 0.1 units, oxidation reduction potential within 10 millivolts, dissolved oxygen within 0.3 milligrams per liter (mg/L), and turbidity within 10% over three consecutive measurements.

Groundwater samples were collected in laboratory supplied bottle ware, placed on ice, and transported, via chain-of-custody protocol, to Pace. Samples were analyzed for the presence of VOCs by EPA Method 6200, VPH by the MADEP Method, and lead by EPA method 6010D. Groundwater sampling logs are provided in **Appendix B**. Detections of analyzed constituents in monitoring wells are depicted on **Figure 8**. Isoconcentration maps for benzene, diisopropyl ether, methyl-tert butyl ether, naphthalene, toluene, total xylenes, C5-C8 Aliphatics, C9-C12 Aliphatics, and C9-C10 Aromatics for both the surficial and bedrock units are provided as **Figure 9A** through **Figure 17B**, respectively. Analytical results are summarized in **Table 5A** and copies of the laboratory reports are provided in **Appendix C**. Analytical results of select oxygenate sampling are summarized in **Table 5B**. A summary of well construction details is provided as **Table 6**. Detections of lead, bromodichloromethane, chloroform, chloromethane, dibromochloromethane, 1,2-dichloroethane, hexachloro-1,3-butadiene, methylene chloride, styrene, 1,1,1,2-tertachloroethane, tetrachloroethene, trichloroethene, trichlorofluoromethane, and vinyl chloride are not attributed to Incident No. 95827.

Weekly water supply well (WSW) sampling was completed by Apex during the reporting period. WSW samples were collected in laboratory supplied bottle ware, placed on ice, and transported, via standard chain-of-custody protocol, to Pace. Samples were analyzed for the presence of VOCs by EPA Method 6200, VPH by the MADEP Method, and lead by EPA method 6010D. WSW sampling results (detections only) are depicted on **Figure 18** and summarized in **Table 7**. **Table 8** shows WSW receptor information. Copies of the laboratory reports are provided in **Appendix C**.

Weekly WSW samples continue to show no petroleum constituents exceeding the 2L Groundwater Quality Standards. In accordance with NCDEQ guidance, and based on current data, CPC will continue sampling WSWs within 1,500 feet of the release site.

5.0 SOIL VAPOR INVESTIGATION ACTIVITIES AND RESULTS

Monthly soil vapor sampling activities at soil vapor sampling points SVP-01 through SVP-15 were completed on December 16, 2021, January 11, 2022, February 8 and 17, 2022, and March 15, 2022. The results of the soil vapor sampling will be provided under separate cover.

6.0 SURFACE WATER INVESTIGATION ACTIVITIES AND RESULTS

The Site is located within the Yadkin Pee-Dee River Basin. North Prong Clarke Creek is located approximately 1,800 feet north of the release site and South Prong Clarke Creek is located approximately 2,700 feet south of the release site, both of which are classified as Class C water bodies by the NCDEQ Division of Water Resources. Two groundwater seeps and an ephemeral stream are located approximately 1,200 feet southeast of the release site. The ephemeral stream flows to South Prong Clarke Creek.

Surface water sampling was conducted by Environmental Planning Specialists, Inc. (EPS) at six locations of Clark Creek (SW-1 through SW-5 and SW-7; SW-6 was not sampled because access was denied). Surface water samples were also collected from the groundwater seep locations (SW-Seep, SW-Seep 2) and the receiving ephemeral stream (SW-Confluence, SW-Confluence 2, and SW-G). Surface water samples were collected in laboratory supplied bottle ware, placed on ice, and transported, via chain-of-custody protocol, to Pace. Samples were analyzed for the presence of benzene, toluene, ethylbenzene, xylenes (BTEX) by EPA Method 8260D and total petroleum hydrocarbons gasoline range organics by EPA Method 8015C. All surface water samples collected to date have not exceeded North Carolina Title 15A NCAC 02B regulations. A surface water sample locations map, surface water sampling results, and general surface water parameter measurements are provided in **Appendix D**.

7.0 REMEDIATION ACTIVITIES SUMMARY

7.1 Air Sparge and Soil Vapor Extraction System

The primary objective of the air sparge (AS) and soil vapor extraction (SVE) system is to decrease the migration of dissolved phase hydrocarbons south of the release site and recovery well network. A total of 22 AS wells and 18 SVE wells have been installed on the south side of Huntersville-Concord Road (**Figure 19**). Vapor recovered from soil vapor extraction wells is routed through a temporary thermal oxidation unit.

The AS and SVE system start-up was initiated on August 23, 2021. The AS system was shut down on September 10, 2021 to evaluate the system. The SVE system continues to operate.

An additional 35 SVE wells were installed in the Oehler Nature Preserve during the previous reporting period. These 35 wells have not yet been connected to an extraction system and are not depicted on figures because they have not yet been surveyed. These 35 wells will be depicted as appropriate after surveying is complete.

7.2 Free Product Recovery Activities

As of March 29, 2022, a total of 119 recovery wells and 56 hydraulic control wells have been installed within the release area (**Figure 20**). Pneumatic recovery pumps are operated in the wells and vacuum is applied to the wells to enhance recovery. As of March 29, 2022, approximately 1,354,123 gallons of gasoline free product has been recovered from the well network. Total product recovery during the soil excavation activities (2,273 gallons), the

emergency response activities (90,930 gallons), soil vapor recovery (8,787 gallons), and from the well network (1,354,123 gallons) is approximately 1,456,113 gallons. A summary of system one and system two vapor recovery operations information is provided in **Table 9** and **Table 10**, respectively. A summary of thermal oxidizer influent air sampling results is provided as **Table 11**, and copies of analytical reports for the reporting period are included with **Appendix C**. A summary of system one and system two vapor phase mass removal calculations is provided as **Table 12** and **Table 13**, respectively. A summary of wells equipped with recovery pumps and vacuum enhancement is provided in **Table 14**. A table and graph of free product and PCW recovery rates and a table of PCW sampling results is provided in **Appendix E**.

Recovered free product has been transported for reprocessing to Midwest Gas Company located in Columbus, Ohio and the CPC Facility located in Greensboro, North Carolina.

8.0 WASTE DISPOSAL ACTIVITIES

Waste streams and recovered petroleum fuels generated at the Site in connection with abatement and corrective action activities include petroleum contact water and soil. Since recovery efforts were initiated, petroleum contact water has been sent to Aaron Oil Company, Inc. located in Saraland, Alabama, Allied Waste Services of Birmingham, Alabama, Heritage Crystal-Clean of Concord, North Carolina, Midwest Gas Company of Columbus, Ohio, Legacy Environmental Services of Charlotte, North Carolina, Marion Environmental of Monroe, North Carolina, and Covanta Environmental Solutions of Asheboro, North Carolina for processing. Soil has been sent to the Environmental Soil, Inc. land application facility located in Lattimore, North Carolina (Permit Number SRU100038) the Charlotte Motor Speedway Landfill located in Concord, North Carolina and operated by Republic Services (Permit Number 1304-MSWLF-1992). Excavated soil was initially sent to the Environmental Soil, Inc. land application facility between August 16 and August 27, 2020. At the request of NCDEQ, the soil was later transferred to the Charlotte Motor Speedway Landfill between October 9, 2020 and October 16, 2020. As of October 16, 2020, the transfer of soil to the Charlotte Motor Speedway Landfill was completed. Any additional excavated soils have been transported directly to the Charlotte Motor Speedway Landfill. Copies of bills of lading and waste manifests covering the March 2022 period are provided in **Appendix F**.

9.0 CONCLUSIONS

A total of 368 wells (118 monitoring wells, 119 recovery wells, 56 hydraulic control wells, 40 AS system wells, and 35 SVE wells) were installed at the Site between August 27, 2020 and March 29, 2022. Detections of lead, bromodichloromethane, chloroform, chloromethane, dibromochloromethane, 1,2-dichloroethane, hexachloro-1,3-butadiene, methylene chloride, styrene, 1,1,1,2-tetrachloroethane, tetrachloroethene, trichloroethene, trichlorofluoromethane, and vinyl chloride are not attributed to Incident No. 95827. **Figure 9A** through **Figure 17B**, depict the horizontal and vertical extent of dissolved phase petroleum impacts, based on the March 2022 groundwater sampling results. Weekly WSW samples continue to show no petroleum constituents exceeding the 2L Groundwater Quality Standards. Monthly surface water sampling continues to show no petroleum constituents above North Carolina Title 15A NCAC 02B regulations. Free product recovery activities continue. As per NCDEQ's Notice dated September 25, 2020, groundwater monitoring reports will be submitted to the NCDEQ Mooresville Regional Office each subsequent month until that schedule is revised.

FIGURES

Data Sources: US Geological Survey (Elevation Products)

Checked By:	AS
Created By:	CW
Scale:	1 " = 750 FT
Date/Time:	01/12/2022; 11:25
Project No.:	CPC20126

Site Location Map
Colonial Pipeline Company
2020-L1-SR2448
Huntersville, North Carolina

0 750 1,500 2,250 Feet

Figure
1

Release Site

APEX

Document Path: E:\Apex\Huntersville\Figures\MXDs\Figure 1-Site Location Map.mxd

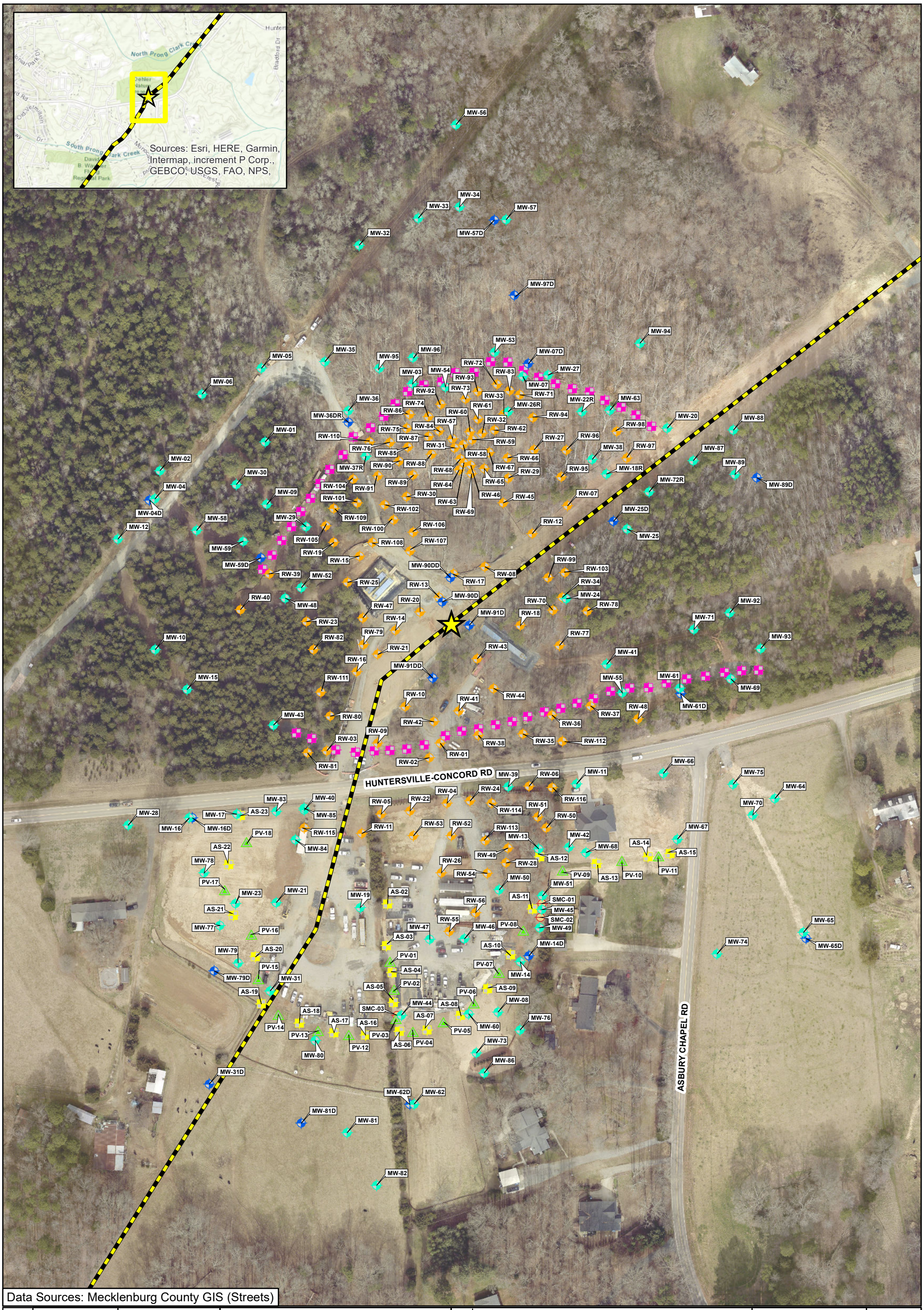

Data Sources: Mecklenburg County GIS (Streets)

Checked By:	AS
Created By:	CW
Scale:	1 " = 150 FT
Date/Time:	03/14/2022; 13:03
Project No.:	CPC20126

Site Plan
Colonial Pipeline Company
2020-L1-SR2448 Release
Huntersville, North Carolina

0 150 300 Feet

Release Site
Pipeline
Monitoring Well
Monitoring Well (Bedrock)
Recovery Well
Hydraulic Control Well
Air Sparge
Vapor Point
Piezometer

Notes:
Installed well points that have been surveyed are currently depicted.

APEX

FIGURE
2

Document Path: E:\Apex\Huntersville\Figures\MXDs\Figure 2-Site Plan_Portrait.mxd

Data Sources: Mecklenburg County GIS (Streets, Parcels)

Information depicted is subject to change based on future site activities.

Checked By:	AS
Created By:	CW
Scale:	1 " = 634 FT
Date/Time:	03/18/2022; 14:08
Project No.:	CPC20126

Potential Receptor Map
Colonial Pipeline Company
2020-L1-SR2448
Huntersville, North Carolina

0 600 1,200 1,800 Feet

Release Site
Pipeline
Parcel Boundaries
Water Supply Well (Potable Use)
Water Supply Well (Abandoned)
Water Supply Well (Non-Potable Use)
Water Supply Well (Inactive Use)
1,500-Foot Radius from Edge of March 2022 Free Product Boundary
Radius from Release Site

APEX

FIGURE 3

Document Path: E:\Apex\Huntersville\Figures\MXDs\Figure 3-Potential Receptor Map_CSA_V1.mxd

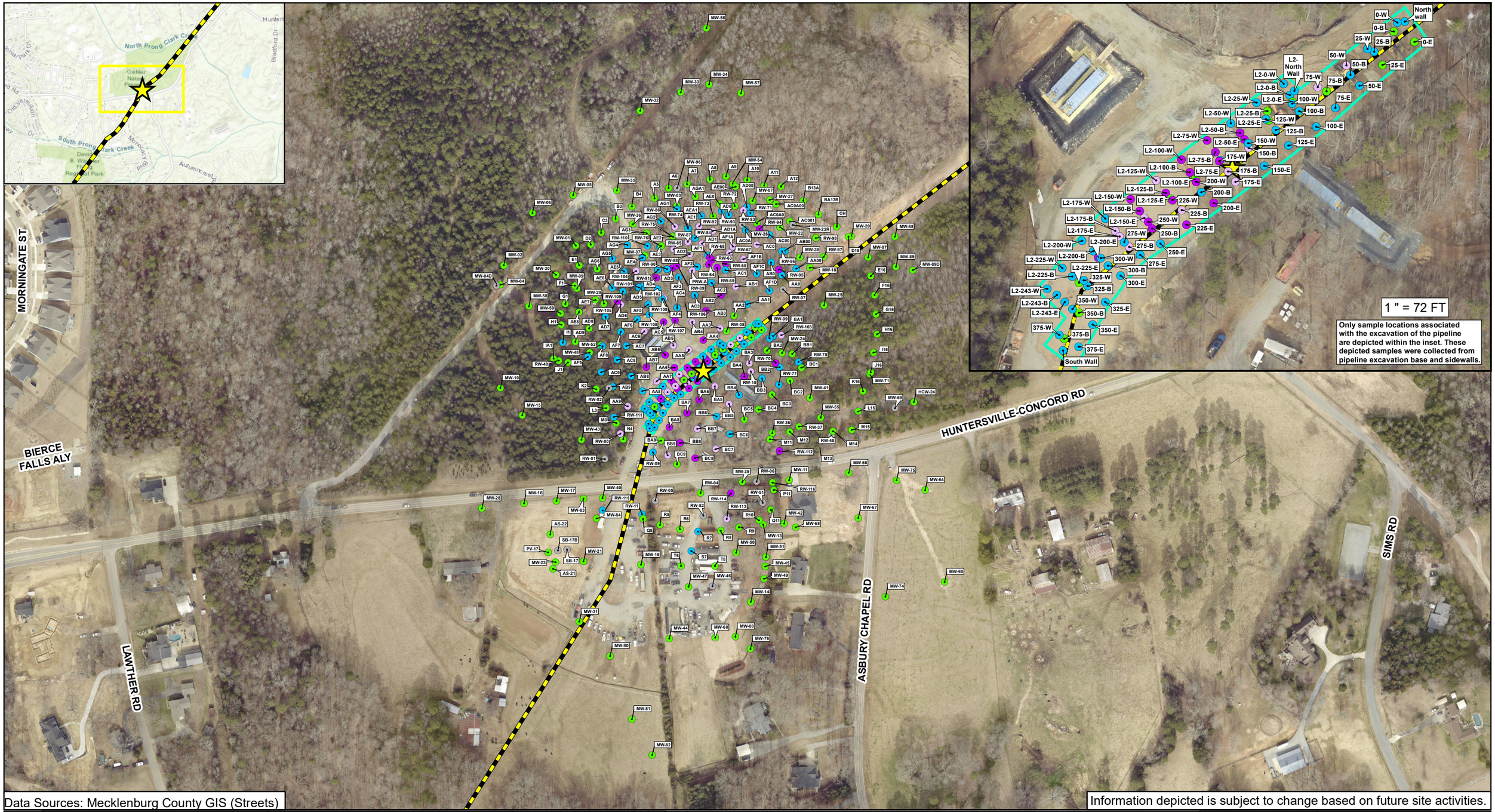

Data Sources: Mecklenburg County GIS (Streets)

Information depicted is subject to change based on future site activities.

Checked By:	TN
Created By:	CW
Scale:	1 " = 225 FT
Date/Time:	03/21/2022; 15:12
Project No.:	CPC20126

Pipeline Excavation and Delineation Soil Sampling Results
Colonial Pipeline Company
2020-L1-SR2448
Huntersville, North Carolina

0 225 450 675 Feet

Release Site
Pipeline
Equal to or Below Maximum Soil Contaminant Concentration Levels (MSCCs)
Exceeds Soil-To-Water (MSCCs)
Soil Sample Collected At or Below the Saturated Interval
Exceeds Residential Soil Clean Up Levels (MSCCs)
Exceeds Industrial/Commercial Soil Levels (MSCCs)
Area of all excavated soil

Notes: See Table 1 and Table 2 for detailed results.
Soil sampling results depicted on this map represent soil conditions between two feet below ground surface and the saturated interval.

APEX

FIGURE 4

Document Path: E:\Apex\Huntersville\Figures\MXDs\Figure 4-Pipeline Excavation and Delineation Soil Sampling Results.mxd

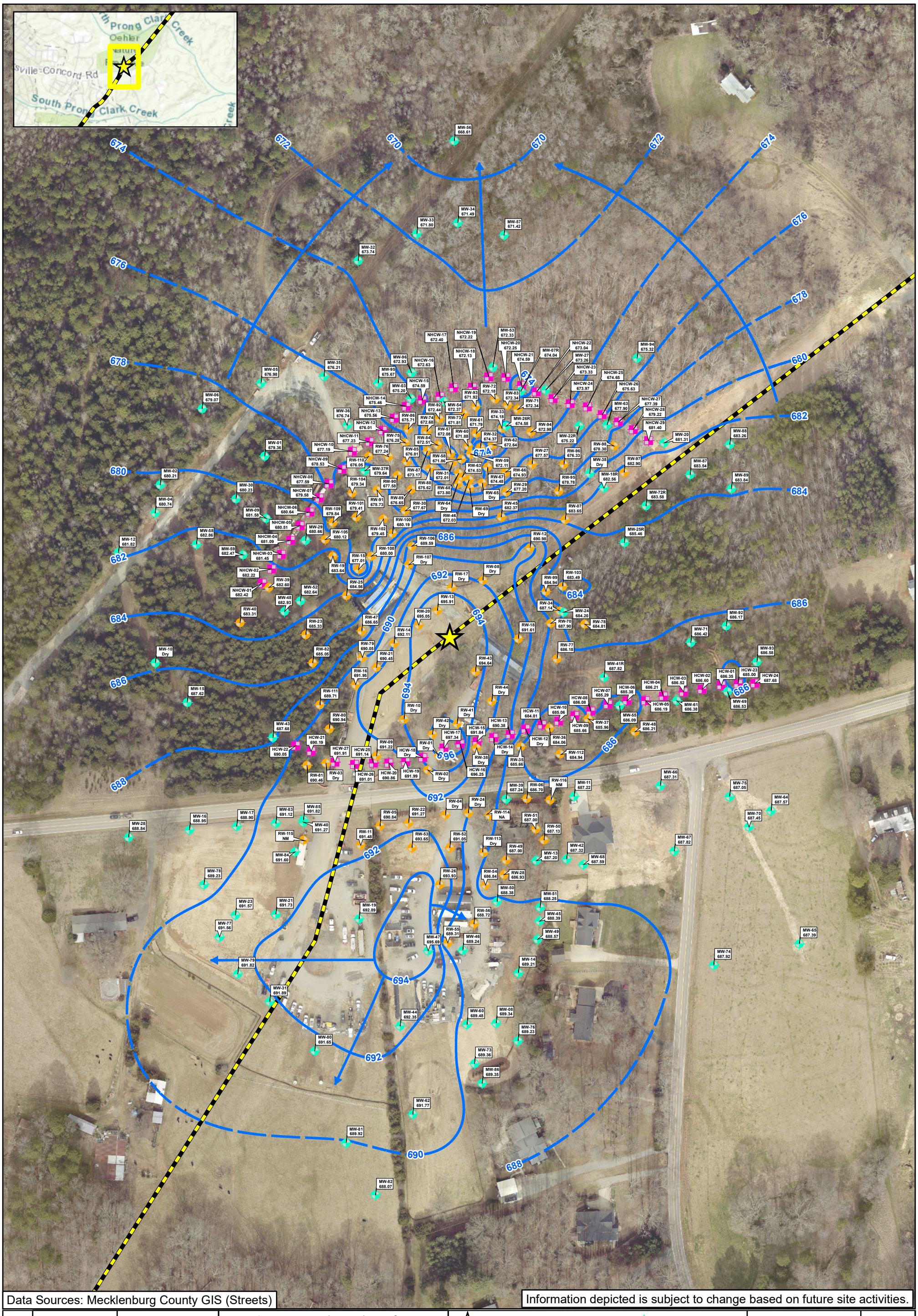

Data Sources: Mecklenburg County GIS (Streets)

Information depicted is subject to change based on future site activities.

Checked By:	AS
Created By:	CW
Scale:	1 " = 150 FT
Date/Time:	03/09/2022; 13:53
Project No.:	CPC20126

Groundwater Potentiometric Surface Map - Surficial Unit
Colonial Pipeline Company
2020-L1-SR2448
Huntersville, North Carolina

0 150 300 Feet

Release Site
Pipeline
Apparent Groundwater Flow Direction
Equipotential Contour (ft. amsl) (Dashed where inferred)
Monitoring Well
Recovery Well
Hydraulic Control Well

NOTES:
Contours based on well gauging data collected 02/24/2022;
Groundwater elevation measurements shown in feet amsl (above mean sea level);
The following locations, denoted as 'NA' (Not Applicable), 'NM' (Not Measured), or 'Dry', were not used in contouring:
HCW-12/14/18, MW-10/38, RW- 01/02/03/04/08/10/17/24/38/41/42/44/64/65/69/107/113 (Dry); RW-115/116 (NM); RW-114 (NA)
The following wells were excluded for being anomalous: RW-10/-47/-64, HCW-18
Contours interpolated using Surfer (Kriging)

APEX

FIGURE
5

Document Path: E:\Apex\Huntersville\Figures\MXDs\Figure 5-Groundwater Potentiometric Surface Map_Portrait.mxd

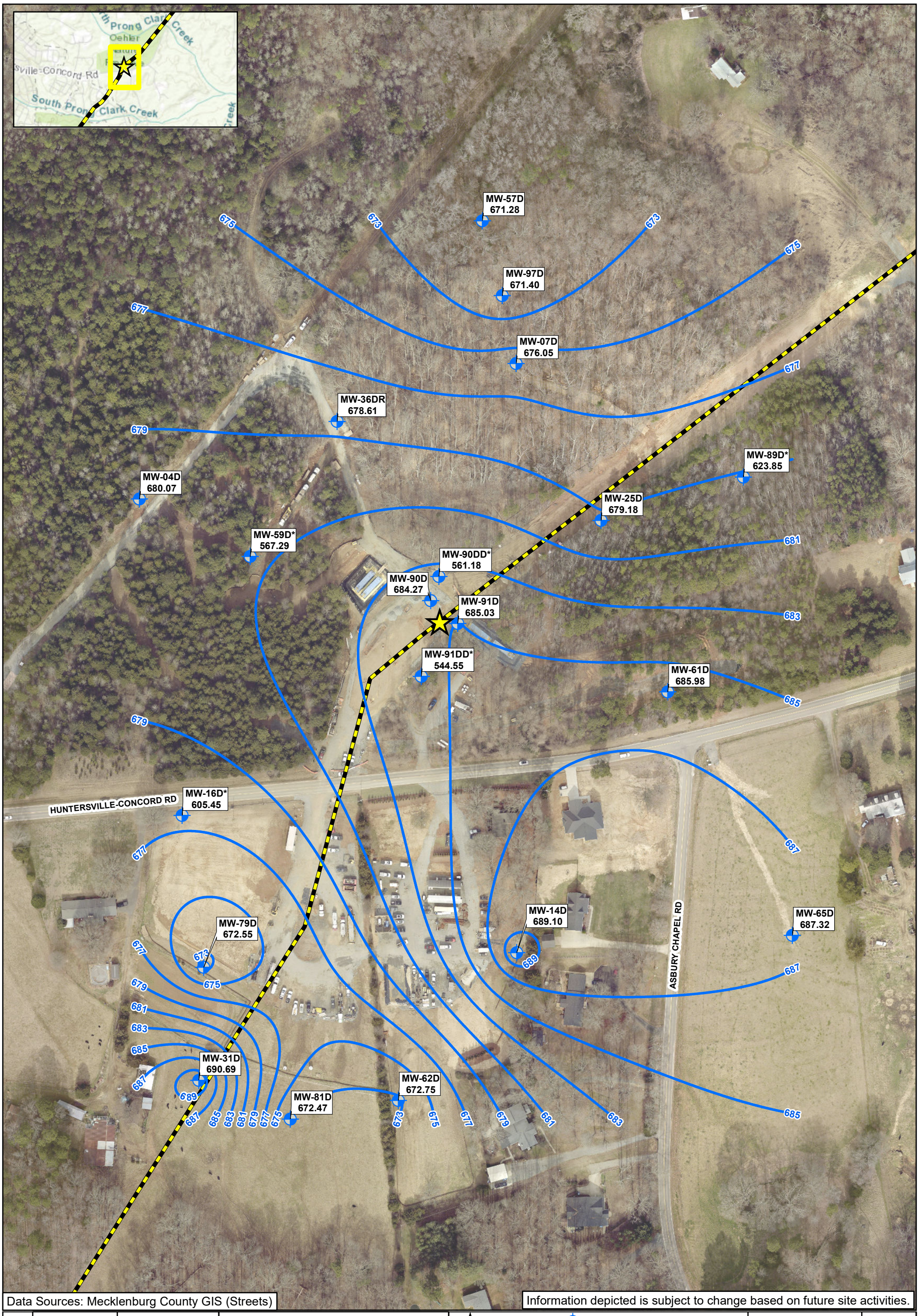

Data Sources: Mecklenburg County GIS (Streets)

Information depicted is subject to change based on future site activities.

Checked By:	AS
Created By:	CW
Scale:	1 " = 150 FT
Date/Time:	03/29/2022; 10:33
Project No.:	CPC20126

Groundwater Potentiometric Surface Map - Bedrock Unit
Colonial Pipeline Company
2020-L1-SR2448
Huntersville, North Carolina

0 150 300 Feet

Release Site
Pipeline
Monitoring Well (Bedrock)
Apparent Groundwater Flow Direction
Equipotential Contour (ft amsl)

NOTES:
Contours based on monitoring well gauging data collected on 02/24/2022;
Groundwater elevation measurements shown in feet amsl (above mean sea level);
The following wells denoted with an asterisk were not used during contouring:
MW-16D*, MW-59D*, MW-89D*, MW-90DD*, MW-91DD*
Contours interpolated using Surfer (Kriging)

APEX

FIGURE
6

Document Path: E:\Apex\Huntersville\Figures\MXDs\Figure 6-Bedrock Groundwater Potentiometric Surface Map_Portrait.mxd

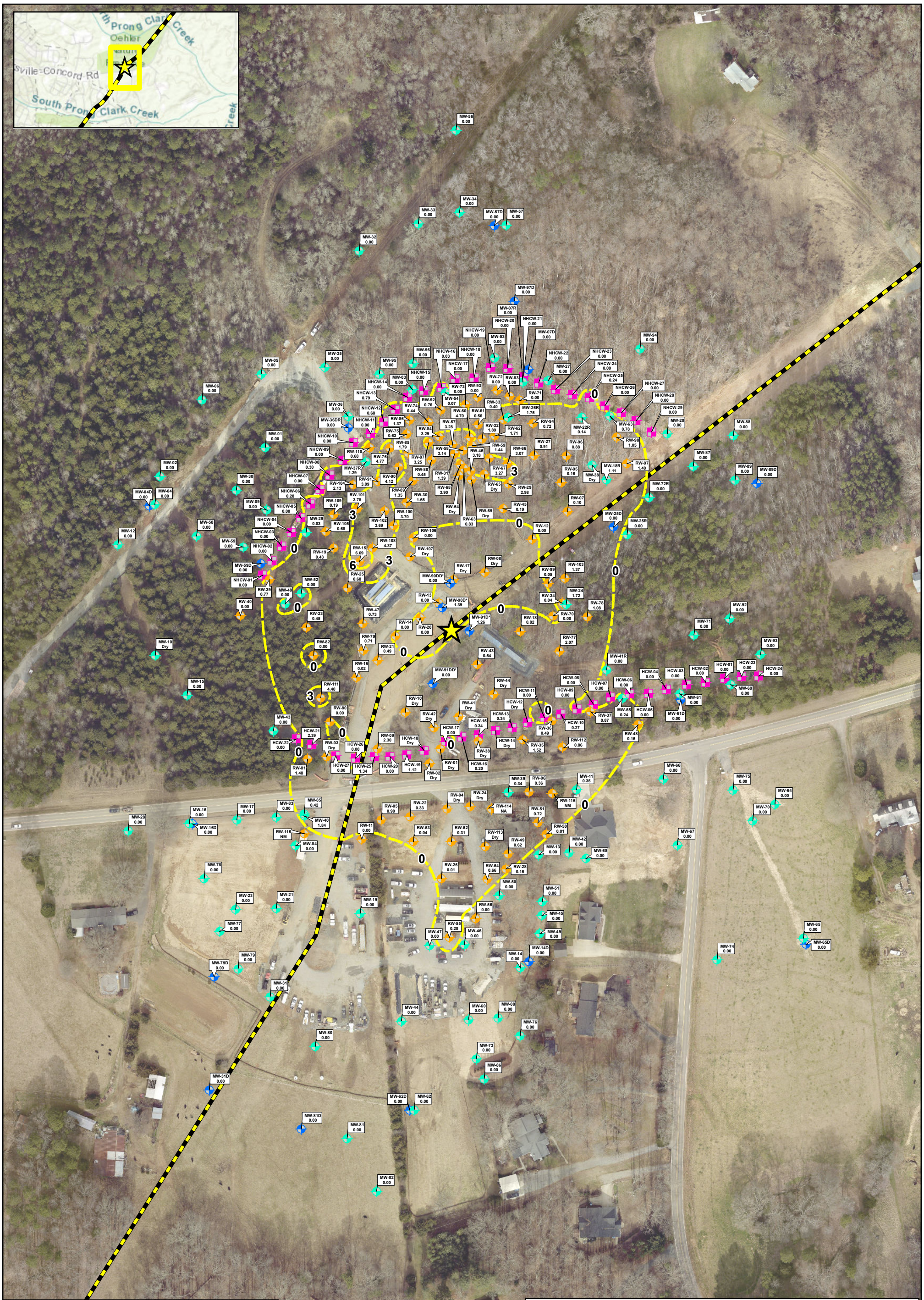

Data Sources: Mecklenburg County GIS (Streets)

Information depicted is subject to change based on future site activities.

Checked By:	AS
Created By:	CW
Scale:	1 " = 150 FT
Date/Time:	03/09/2022; 14:01
Project No.:	CPC20126

Free Product Distribution Map
Colonial Pipeline Company
2020-L1-SR2448
Huntersville, North Carolina

0 150 300 Feet

- Release Site
- Pipeline
- Apparent Free Product Thickness Contour
- Hydraulic Control Well
- Monitoring Well
- Monitoring Well (Bedrock)
- Recovery Well

NOTES:
All gauging measurements taken 02/24/2022;
Free Product Thickness determined from apparent thickness in wells only and shown in feet;
The following locations, denoted as Dry and were not used in contouring: HCW-12/-14/-18; MW-10/-38; RW-01/-02/-03/-04/-08/-10/-17/-24/-38/-41/-42/-44/-64/-65/-69/-107/-113. The following locations, denoated as NM (Not Measured) and were not used in contouring: RW-115/-116
The following locations, denoated as NA (Not Applicable) and were not used in contouring: RW-114
Contours created using Surfer (Kriging). Bedrock wells were not used for contouring (MW-90D*,MW-91D*,MW-90DD*,MW-91DD*)

APEX

FIGURE
7

Document Path: E:\Apex\Huntersville\Figures\MXDs\Figure 7-Free Product Distribution Map_Portrait.mxd



Checked By:	KN/JM
Created By:	CW
Scale:	1 " = 65 FT
Date/Time:	03/28/2022; 10:14
Project No.:	CPC20126

Monitoring Well Sampling Results

Colonial Pipeline Company

2020-L1-SR2448

Huntersville, North Carolina

0 65 130 195 260 Feet

Release Site
Pipeline
Monitoring Well
Monitoring Well (Bedrock)
Recovery Well

Notes:
ND = Non-Detect
N/A = Not Applicable
J = Estimated concentration above the adjusted method detection limit and below the adjusted reporting limit
All units reported in µg/L.
µg/L = Micrograms per Liter
Detections in **Bold** indicate an exceedance of NCAC 2L standard.
Only laboratory detections are shown on this map.

APEX

FIGURE

8

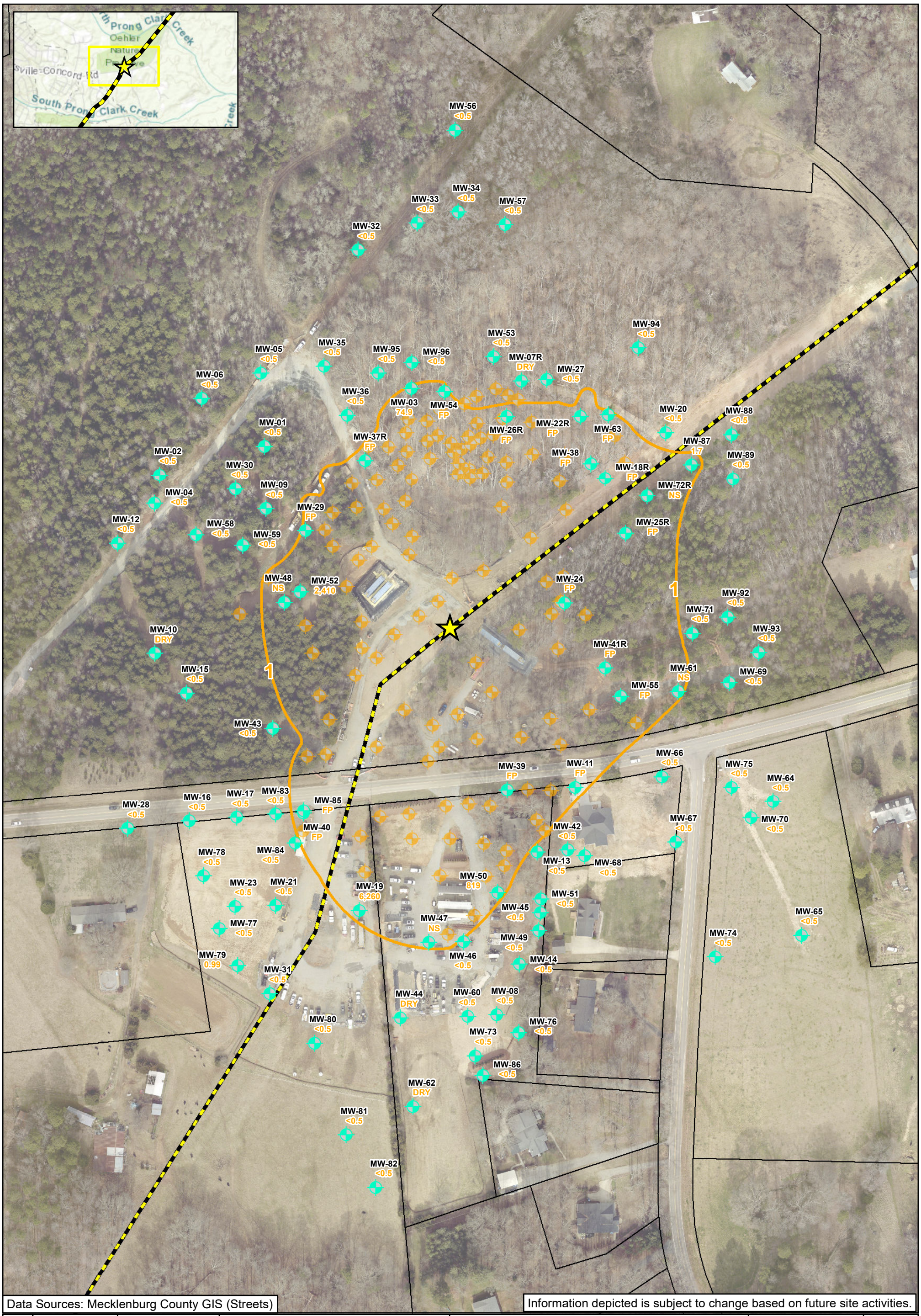

Data Sources: Mecklenburg County GIS (Streets)

Information depicted is subject to change based on future site activities.

Checked By:	TN
Created By:	CW
Scale:	1 " = 150 FT
Date/Time:	03/21/2022; 09:23
Project No.:	COL054

Benzene Isoconcentration Map
Surficial Unit
Colonial Pipeline Company
2020-L1-SR2448
Huntersville, North Carolina

0 150 300 Feet

Release Site
Pipeline
Benzene Isocontour (Dashed where Inferred)
Recovery Well
Monitoring Well

<0.5 Constituent Not Detected Above Laboratory Practical Quantitation Limit
819 Benzene Concentration (µg/L)
FP = Free Product
NS = Not Sampled
µg/L = Micrograms per Liter

NCDEQ 2L Standard for Benzene is 1 µg/L
Bedrock Wells Not Used For Contouring
J - Estimated concentration above the adjusted method detection limit and below the adjusted reporting limit
Wells denoted (FP) due to LNAPL: MW-11,18R,22R,24,25,26R,29,37R,38,39,40,41,54,55,63,85
Wells denoted (NS) were not sampled due to the presence of a pump: MW-47,48,61,72R; Wells denoted (Dry): MW-07,10,44,62

APEX

FIGURE
9A

Document Path: E:\Apex\Huntersville\Figures\MXDs\Figure 9A-Benzene Isoconcentration Map - Surficial Unit_Portrait.mxd

Data Sources: Mecklenburg County GIS (Streets)

Information depicted is subject to change based on future site activities.

Checked By:	TN
Created By:	CW
Scale:	1 " = 150 FT
Date/Time:	03/21/2022; 10:38
Project No.:	COL054

Benzene Isoconcentration Map
Bedrock Unit
Colonial Pipeline Company
2020-L1-SR2448
Huntersville, North Carolina

0 150 300 Feet

Release Site

Pipeline

1 Benzene Isocontour (Dashed where Inferred)

Monitoring Well (Bedrock)

<0.5 Constituent Not Detected Above Laboratory Practical Quantitation Limit

5.8 Benzene Concentration (µg/L)

FP = Free Product

NS = Not Sampled

µg/L = Micrograms per Liter

NCDEQ 2L Standard for Benzene is 1 µg/L
Surficial Wells Not Used For Contouring
J - Estimated concentration above the adjusted method detection limit and below the adjusted reporting limit
Wells denoted (NS) were not sampled: MW-59D;
Wells denoted (FP) due to LNAPL: MW-90D,91D

APEX

FIGURE

9B

Document Path: E:\Apex\Huntersville\Figures\MXDs\Figure 9B-Benzene Isoconcentration Map - Bedrock Unit_Portrait.mxd

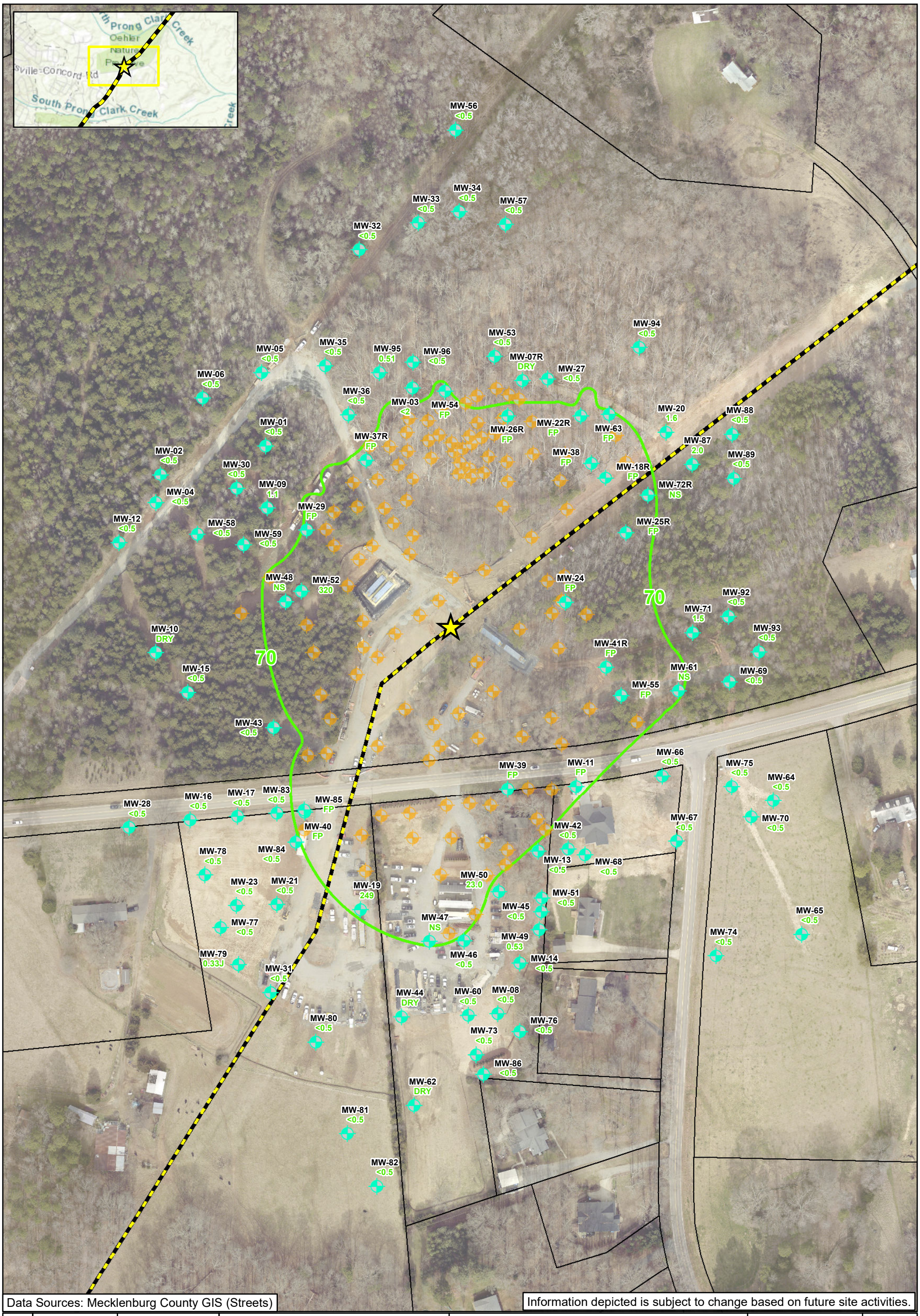

Data Sources: Mecklenburg County GIS (Streets)

Information depicted is subject to change based on future site activities.

Checked By:	TN
Created By:	CW
Scale:	1 " = 150 FT
Date/Time:	03/24/2022; 13:41
Project No.:	COL054

Diisopropyl Ether Isoconcentration Map
Surficial Unit
Colonial Pipeline Company
2020-L1-SR2448
Huntersville, North Carolina

0 150 300 Feet

Release Site
Pipeline
70 Diisopropyl Ether Isocontour
Recovery Well
Monitoring Well

<0.5 Constituent Not Detected Above Laboratory Practical Quantitation Limit
23.0 Diisopropyl Ether Concentration (µg/L)
FP = Free Product
NS = Not Sampled
µg/L = Micrograms per Liter

NCDEQ 2L Standard for Diisopropyl Ether is 70 µg/L
Bedrock Wells Not Used For Contouring
J - Estimated concentration above the adjusted method detection limit and below the adjusted reporting limit
Wells denoted (FP) due to LNAPL: MW-11,18R,22R,24,25,26R,29,37R,38,39,40,41,54,55,63,85
Wells denoted (NS) were not sampled due to the presence of a pump: MW-47,48,61,72R; Wells denoted (Dry): MW-07,10,44,62

APEX

FIGURE
10A

Document Path: E:\Apex\Huntersville\Figures\MXDs\Figure 10A-Diisopropyl Ether Isoconcentration Map - Surficial Unit_Portrait.mxd

Checked By:	TN
Created By:	CW
Scale:	1 " = 150 FT
Date/Time:	03/21/2022; 09:59
Project No.:	COL054

Diisopropyl Ether Isoconcentration Map
Bedrock Unit
Colonial Pipeline Company
2020-L1-SR2448
Huntersville, North Carolina

0 150 300 Feet

Release Site
Pipeline
70 Diisopropyl Ether Isocontour
Monitoring Well (Bedrock)

<0.5 Constituent Not Detected Above Laboratory Practical Quantitation Limit
4.2 Diisopropyl Ether Concentration (µg/L)
FP = Free Product
NS = Not Sampled
µg/L = Micrograms per Liter

NCDEQ 2L Standard for Diisopropyl Ether is 70 µg/L
Surficial Wells Not Used For Contouring
J - Estimated concentration above the adjusted method detection limit and below the adjusted reporting limit
Wells denoted (NS) were not sampled: MW-59D;
Wells denoted (FP) due to LNAPL: MW-90D,91D

APEX

FIGURE
10B

Document Path: E:\Apex\Huntersville\Figures\MXDs\Figure 10B-Diisopropyl Ether Isoconcentration Map - Bedrock Unit_Portrait.mxd

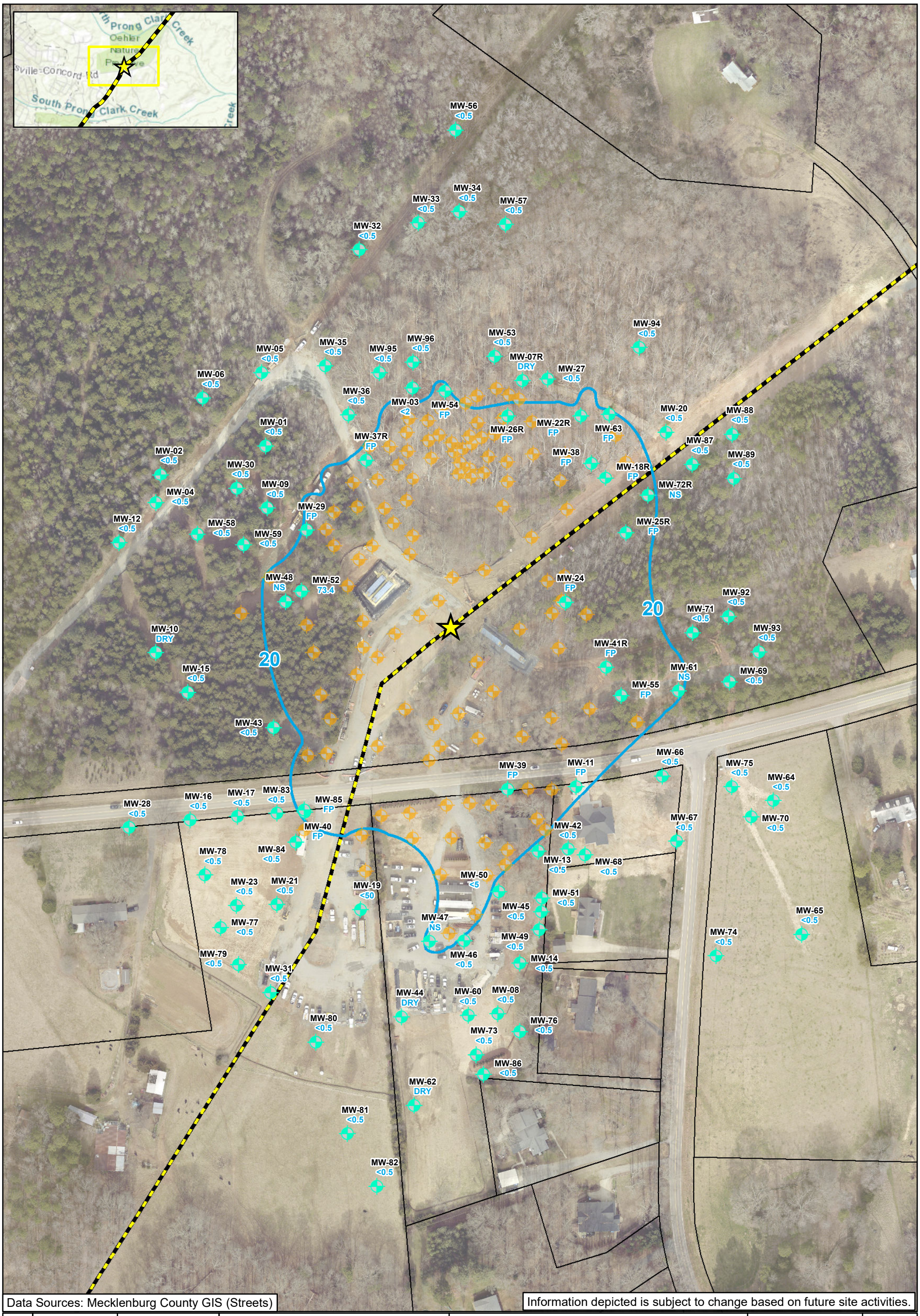

Data Sources: Mecklenburg County GIS (Streets)

Information depicted is subject to change based on future site activities.

Checked By:	TN
Created By:	CW
Scale:	1 " = 150 FT
Date/Time:	03/24/2022; 13:44
Project No.:	COL054

Methyl-Tert Butyl Ether
Isoconcentration Map
Surficial Unit
Colonial Pipeline Company
2020-L1-SR2448
Huntersville, North Carolina

0 150 300 Feet

Release Site
Pipeline
20 Methyl-Tert Butyl Ether Isocontour
Recovery Well
Monitoring Well

<0.5 Constituent Not Detected Above Laboratory Practical Quantitation Limit
73.4 Methyl-Tert Butyl Ether Concentration (µg/L)
FP = Free Product
NS = Not Sampled
µg/L = Micrograms per Liter

NCDEQ 2L Standard for Methyl-Tert Butyl Ether is 20 µg/L
Bedrock Wells Not Used For Contouring
J - Estimated concentration above the adjusted method detection limit and below the adjusted reporting limit
Wells denoted (FP) due to LNAPL: MW-11,18R,22R,24,25,26R,29,37R,38,39,40,41,54,55,63,85
Wells denoted (NS) were not sampled due to the presence of a pump: MW-47,48,61,72R; Wells denoted (Dry): MW-07,10,44,62

APEX

FIGURE
11A

Document Path: E:\Apex\Huntersville\Figures\MXDs\Figure 11A-MTBE Isoconcentration Map - Surficial Unit_Portrait.mxd

Checked By:	TN
Created By:	CW
Scale:	1 " = 150 FT
Date/Time:	03/21/2022; 10:01
Project No.:	COL054

Methyl-Tert Butyl Ether
Isoconcentration Map
Bedrock Unit
Colonial Pipeline Company
2020-L1-SR2448
Huntersville, North Carolina

0 150 300 Feet

Release Site
Pipeline
20 Methyl-Tert Butyl Ether Isocontour
Monitoring Well (Bedrock)

<0.5 Constituent Not Detected Above Laboratory Practical Quantitation Limit
1.7 Methyl-Tert Butyl Ether Concentration (µg/L)
FP = Free Product
NS = Not Sampled
µg/L = Micrograms per Liter

NCDEQ 2L Standard for Methyl-Tert Butyl Ether is 20 µg/L
Surficial Wells Not Used For Contouring
J - Estimated concentration above the adjusted method detection limit and below the adjusted reporting limit
Wells denoted (NS) were not sampled: MW-59D;
Wells denoted (FP) due to LNAPL: MW-90D,91D

APEX

FIGURE
11B

Document Path: E:\Apex\Huntersville\Figures\MXDs\Figure 11B-MTBE Isoconcentration Map - Bedrock Unit_Portrait.mxd

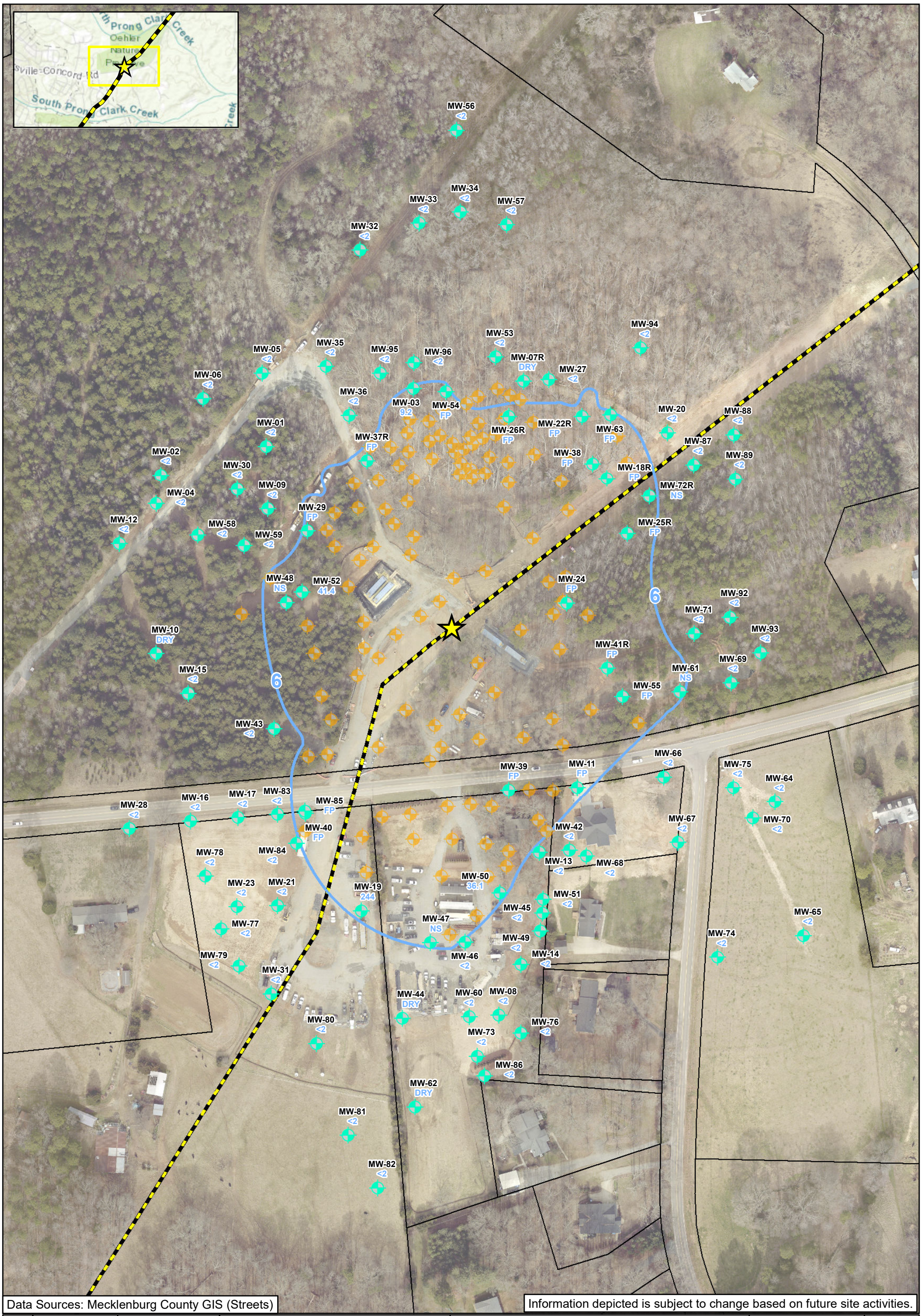

Data Sources: Mecklenburg County GIS (Streets)

Information depicted is subject to change based on future site activities.

Checked By:	TN
Created By:	CW
Scale:	1 " = 150 FT
Date/Time:	03/21/2022; 09:50
Project No.:	COL054

Naphthalene Isoconcentration Map
Surficial Unit
Colonial Pipeline Company
2020-L1-SR2448
Huntersville, North Carolina

0 150 300 Feet

Release Site
Pipeline
6 Napthalene Isocontour
Recovery Well
Monitoring Well

<0.5 Constituent Not Detected Above Laboratory Practical Quantitation Limit
61.6 Naphthalene Concentration (µg/L)
FP = Free Product
NS = Not Sampled
µg/L = Micrograms per Liter

NCDEQ 2L Standard for Naphthalene is 6 µg/L
Bedrock Wells Not Used For Contouring
J - Estimated concentration above the adjusted method detection limit and below the adjusted reporting limit
Wells denoted (FP) due to LNAPL: MW-11,18R,22R,24,25,26R,29,37R,38,39,40,41,54,55,63,85
Wells denoted (NS) were not sampled due to the presence of a pump: MW-47,48,61,72R; Wells denoted (Dry): MW-07,10,44,62

APEX

FIGURE
12A

Document Path: E:\Apex\Huntersville\Figures\MXDs\Figure 12A-Naphthalene Isoconcentration Map - Surficial Unit_Portrait.mxd

Checked By:	TN
Created By:	CW
Scale:	1 " = 150 FT
Date/Time:	03/21/2022; 10:03
Project No.:	COL054

Naphthalene Isoconcentration Map
Bedrock Unit
Colonial Pipeline Company
2020-L1-SR2448
Huntersville, North Carolina

0 150 300 Feet

Release Site
Pipeline
6 Napthalene Isocontour
Monitoring Well (Bedrock)

<0.5 Constituent Not Detected Above Laboratory Practical Quantitation Limit
0.0 Naphthalene Concentration (µg/L)
FP = Free Product
NS = Not Sampled
µg/L = Micrograms per Liter

NCDEQ 2L Standard for Naphthalene is 6 µg/L
Bedrock Wells Not Used For Contouring
J - Estimated concentration above the adjusted method detection limit and below the adjusted reporting limit
Wells denoted (NS) were not sampled: MW-59D;
Wells denoted (FP) due to LNAPL: MW-90D,91D

APEX

FIGURE
12B

Document Path: E:\Apex\Huntersville\Figures\MXDs\Figure 12B-Naphthalene Isoconcentration Map - Bedrock Unit_Portrait.mxd

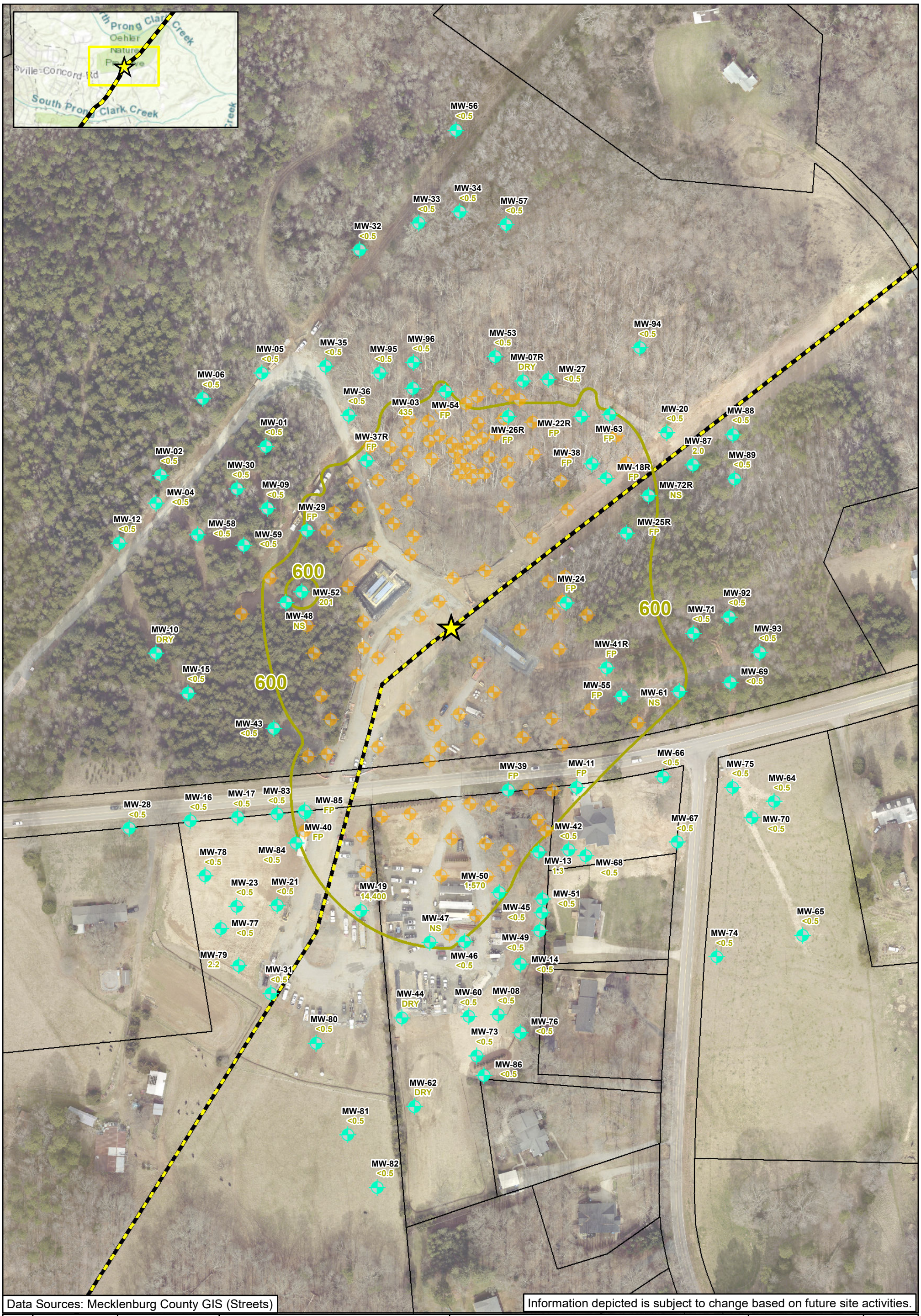

Data Sources: Mecklenburg County GIS (Streets)

Information depicted is subject to change based on future site activities.

Checked By:	TN
Created By:	CW
Scale:	1 " = 150 FT
Date/Time:	03/24/2022; 14:04
Project No.:	COL054

Toluene Isoconcentration Map
Surficial Unit
Colonial Pipeline Company
2020-L1-SR2448
Huntersville, North Carolina

0 150 300 Feet

Release Site
Pipeline
600 Toluene Isocontour
Recovery Well
Monitoring Well

<0.5 Constituent Not Detected Above Laboratory Practical Quantitation Limit
201 Toluene Concentration (µg/L)
FP = Free Product
NS = Not Sampled
µg/L = Micrograms per Liter

NCDEQ 2L Standard for,Toluene is 600 µg/L
Bedrock Wells Not Used For Contouring
J - Estimated concentration above the adjusted method detection limit and below the adjusted reporting limit
Wells denoted (FP) due to LNAPL: MW-11,18R,22R,24,25,26R,29,37R,38,39,40,41,54,55,63,85
Wells denoted (NS) were not sampled due to the presence of a pump: MW-47,48,61,72R; Wells denoted (Dry): MW-07,10,44,62

APEX

FIGURE
13A

Document Path: E:\Apex\Huntersville\Figures\MXDs\Figure 13A-Toluene Isoconcentration Map - Surficial Unit_Portrait.mxd

Checked By:	TN
Created By:	CW
Scale:	1 " = 150 FT
Date/Time:	03/21/2022; 10:05
Project No.:	COL054

Toluene Isoconcentration Map
Bedrock Unit
Colonial Pipeline Company
2020-L1-SR2448
Huntersville, North Carolina

0 150 300 Feet

Release Site
Pipeline
600 Toluene Isocontour
Monitoring Well (Bedrock)

<0.5 Constituent Not Detected Above Laboratory Practical Quantitation Limit
1.8 Toluene Concentration (µg/L)
FP = Free Product
NS = Not Sampled
µg/L = Micrograms per Liter

NCDEQ 2L Standard for Toluene is 600 µg/L
Surficial Wells Not Used For Contouring
J - Estimated concentration above the adjusted method detection limit and below the adjusted reporting limit
Wells denoted (NS) were not sampled: MW-59D;
Wells denoted (FP) due to LNAPL: MW-90D,91D

APEX

FIGURE
13B

Document Path: E:\Apex\Huntersville\Figures\MXDs\Figure 13B-Toluene Isoconcentration Map - Bedrock Unit_Portrait.mxd

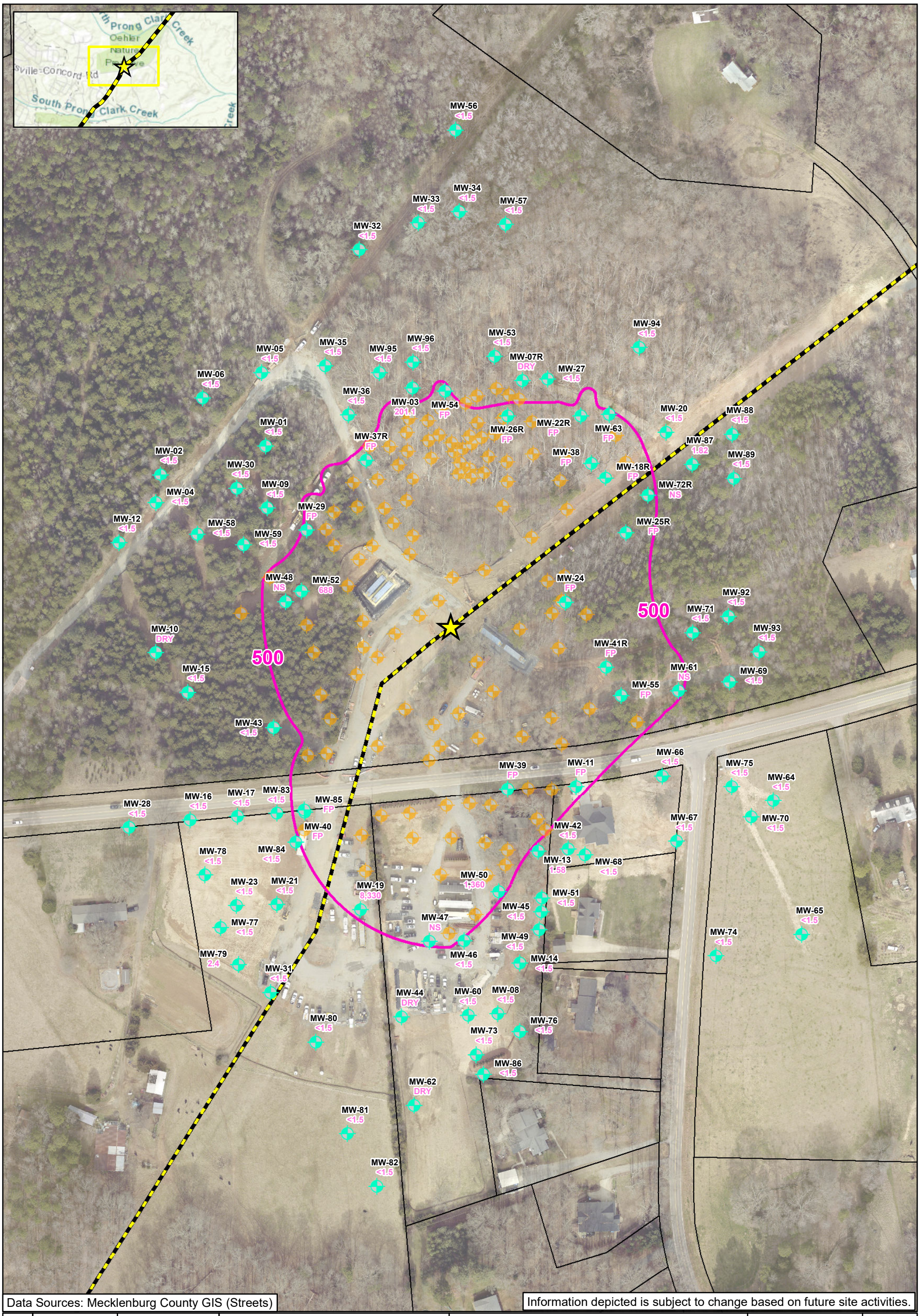

Data Sources: Mecklenburg County GIS (Streets)

Information depicted is subject to change based on future site activities.

Checked By:	TN
Created By:	CW
Scale:	1 " = 150 FT
Date/Time:	03/21/2022; 10:08
Project No.:	COL054

Total Xylenes Isoconcentration Map
Surficial Unit
Colonial Pipeline Company
2020-L1-SR2448
Huntersville, North Carolina

0 150 300 Feet

Release Site
Pipeline
500 Total Xylenes Isocontour
Recovery Well
Monitoring Well

<0.5 Constituent Not Detected Above Laboratory Practical Quantitation Limit
1.58 Total Xylenes Concentration (µg/L)
FP = Free Product
NS = Not Sampled
µg/L = Micrograms per Liter

NCDEQ 2L Standard for Xylenes is 500 µg/L
Bedrock Wells Not Used For Contouring
J - Estimated concentration above the adjusted method detection limit and below the adjusted reporting limit
Wells denoted (FP) due to LNAPL: MW-11,18R,22R,24,25,26R,29,37R,38,39,40,41,54,55,63,85
Wells denoted (NS) were not sampled due to the presence of a pump: MW-47,48,61,72R; Wells denoted (Dry): MW-07,10,44,62

APEX

FIGURE
14A

Document Path: E:\Apex\Huntersville\Figures\MXDs\Figure 14A-Total Xylenes Isoconcentration Map - Surficial Unit_Portrait.mxd

Checked By:	TN
Created By:	CW
Scale:	1 " = 150 FT
Date/Time:	03/21/2022; 10:09
Project No.:	COL054

Total Xylenes Isoconcentration Map
Bedrock Unit
Colonial Pipeline Company
2020-L1-SR2448
Huntersville, North Carolina

0 150 300 Feet

Release Site
Pipeline
500 Total Xylenes Isocontour
Monitoring Well (Bedrock)

<0.5 Constituent Not Detected Above Laboratory Practical Quantitation Limit
1.1 Total Xylenes Concentration (µg/L)
FP = Free Product
NS = Not Sampled
µg/L = Micrograms per Liter

NCDEQ 2L Standard for Xylenes is 500 µg/L
Surficial Wells Not Used For Contouring
J - Estimated concentration above the adjusted method detection limit and below the adjusted reporting limit
Wells denoted (NS) were not sampled: MW-59D;
Wells denoted (FP) due to LNAPL: MW-90D,91D

APEX

FIGURE
14B

Document Path: E:\Apex\Huntersville\Figures\MXDs\Figure 14B-Total Xylenes Isoconcentration Map - Bedrock Unit_Portrait.mxd

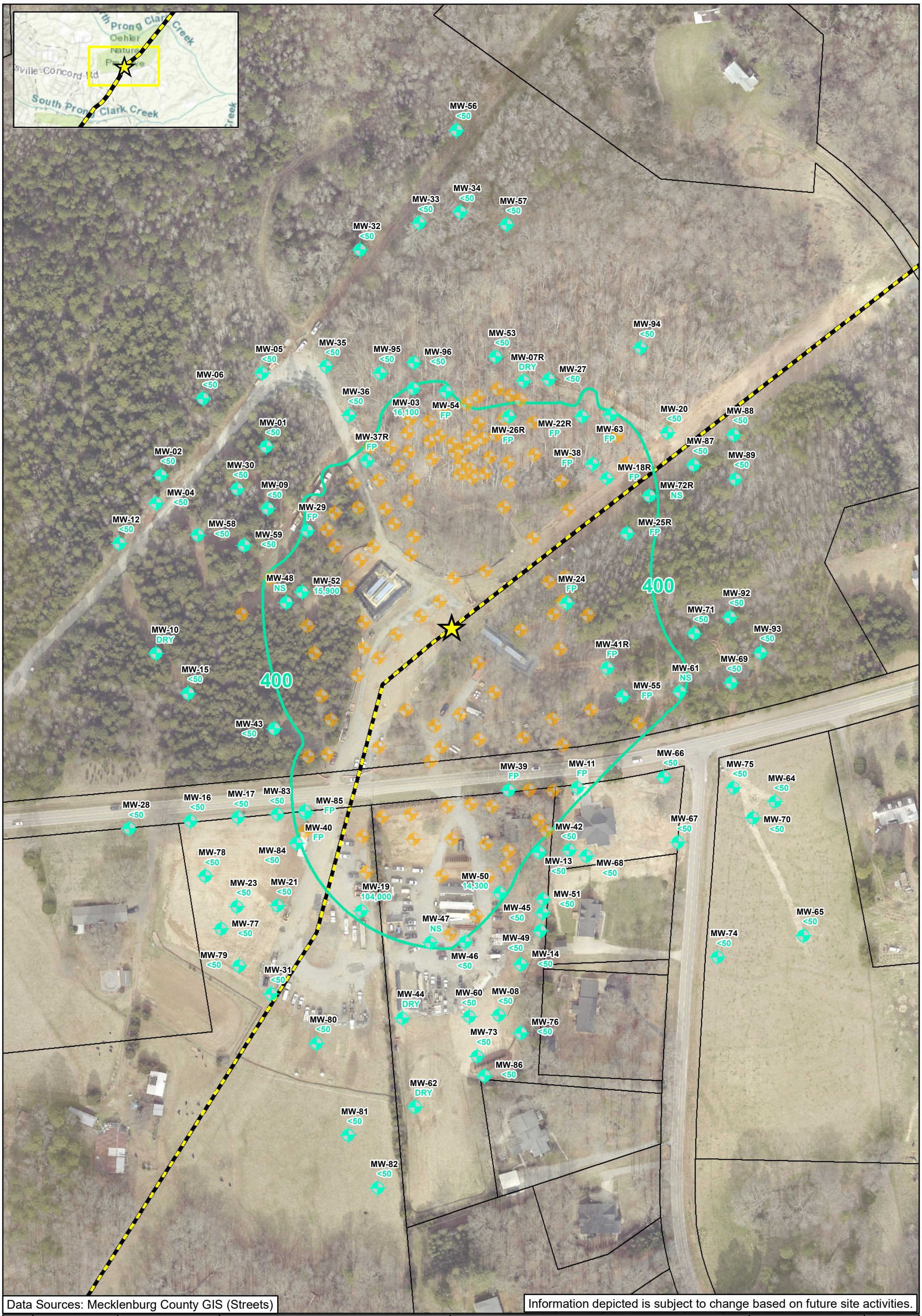

Data Sources: Mecklenburg County GIS (Streets)

Information depicted is subject to change based on future site activities.

Checked By:	TN
Created By:	CW
Scale:	1 " = 150 FT
Date/Time:	03/21/2022; 10:14
Project No.:	COL054

C5-C8 Aliphatics Isoconcentration Map
Surficial Unit
Colonial Pipeline Company
2020-L1-SR2448
Huntersville, North Carolina

0 150 300 Feet

Release Site
Pipeline
400 C5-C8 Aliphatics Isocontour (Dashed where Inferred)
Recovery Well
Monitoring Well

<0.5 Constituent Not Detected Above Laboratory Practical Quantitation Limit
14,300 C5-C8 Aliphatics Concentration (µg/L)
FP = Free Product
NS = Not Sampled
µg/L = Micrograms per Liter

NCDEQ 2L Standard for C5-C8 Aliphatics is 400 µg/L
Bedrock Wells Not Used For Contouring
J - Estimated concentration above the adjusted method detection limit and below the adjusted reporting limit
Wells denoted (FP) due to LNAPL: MW-11,18R,22R,24,25,26R,29,37R,38,39,40,41,54,55,63,85
Wells denoted (NS) were not sampled due to the presence of a pump: MW-47,48,61,72R; Wells denoted (Dry): MW-07,10,44,62

APEX

FIGURE
15A

Document Path: E:\Apex\Huntersville\Figures\MXDs\Figure 15A-C5-C8 Aliphatics Isoconcentration Map - Surficial Unit_Portrait.mxd

Checked By:	TN
Created By:	CW
Scale:	1 " = 150 FT
Date/Time:	03/21/2022; 10:22
Project No.:	COL054

C5-C8 Aliphatics Isoconcentration Map
Bedrock Unit
Colonial Pipeline Company
2020-L1-SR2448
Huntersville, North Carolina

0 150 300 Feet

Release Site
Pipeline
400 C5-C8 Aliphatics Isocontour (Dashed where Inferred)
Monitoring Well (Bedrock)

<0.5 Constituent Not Detected Above Laboratory Practical Quantitation Limit
0.0 C5-C8 Aliphatics Concentration (µg/L)
FP = Free Product
NS = Not Sampled
µg/L = Micrograms per Liter

NCDEQ 2L Standard for C5-C8 Aliphatics is 400 µg/L
Surficial Wells Not Used For Contouring
J - Estimated concentration above the adjusted method detection limit and below the adjusted reporting limit
Wells denoted (NS) were not sampled: MW-59D;
Wells denoted (FP) due to LNAPL: MW-90D,91D

APEX

FIGURE
15B

Document Path: E:\Apex\Huntersville\Figures\MXDs\Figure 15B-C5-C8 Aliphatics Isoconcentration Map - Bedrock Unit_Portrait.mxd

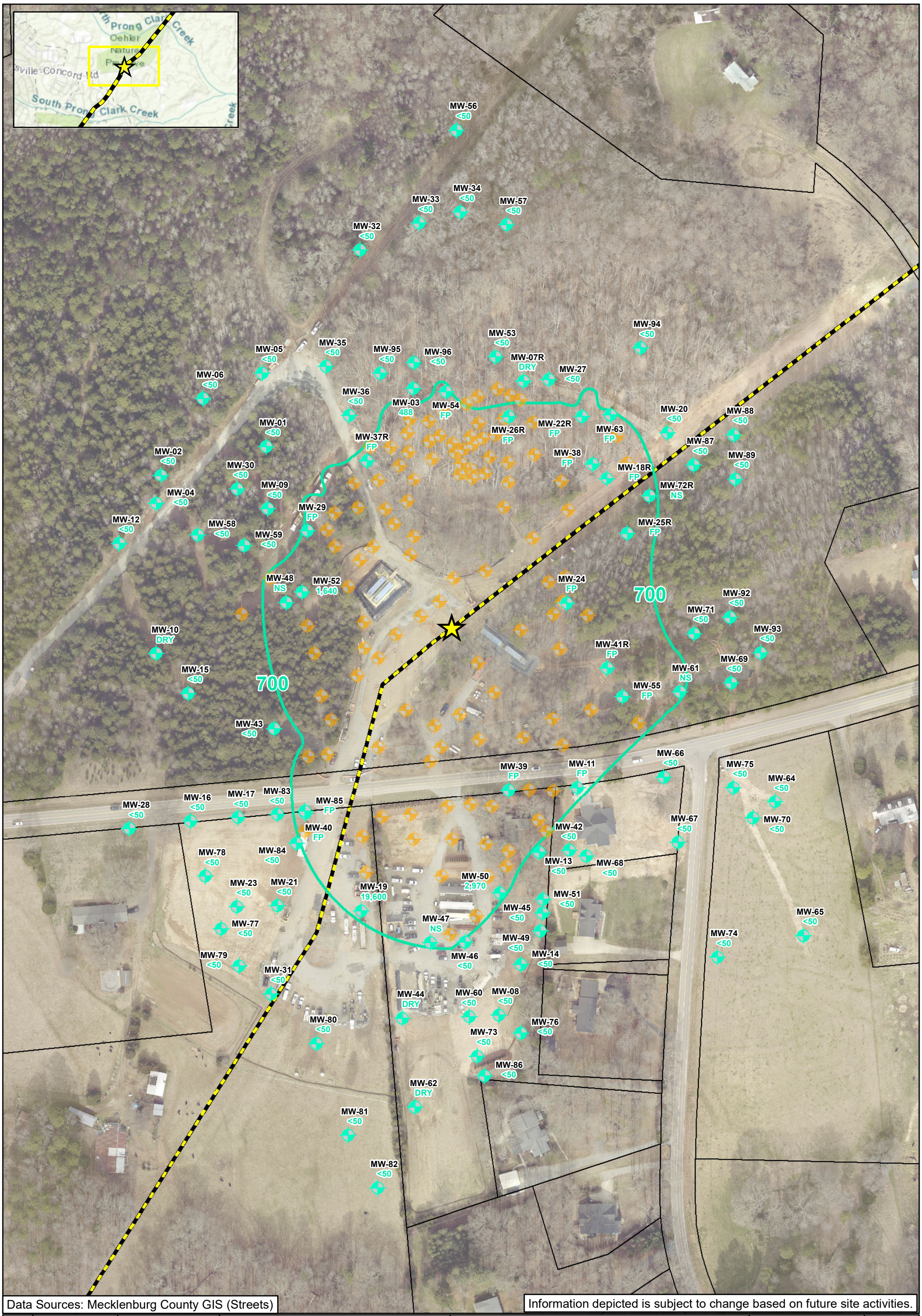

Data Sources: Mecklenburg County GIS (Streets)

Information depicted is subject to change based on future site activities.

Checked By:	TN
Created By:	CW
Scale:	1 " = 150 FT
Date/Time:	03/21/2022; 10:25
Project No.:	COL054

C9-C12 Aliphatics Isoconcentration Map
Surficial Unit
Colonial Pipeline Company
2020-L1-SR2448
Huntersville, North Carolina

0 150 300 Feet

Release Site
Pipeline
700 C9-C12 Aliphatics Isocontour (Dashed where Inferred)
Recovery Well
Monitoring Well

<0.5 Constituent Not Detected Above Laboratory Practical Quantitation Limit
1,640 C9-C12 Aliphatics Concentration (µg/L)
FP = Free Product
NS = Not Sampled
µg/L = Micrograms per Liter

NCDEQ 2L Standard for C9-C12 Aliphatics is 700 µg/L
Bedrock Wells Not Used For Contouring
J - Estimated concentration above the adjusted method detection limit and below the adjusted reporting limit
Wells denoted (FP) due to LNAPL: MW-11,18R,22R,24,25,26R,29,37R,38,39,40,41,54,55,63,85
Wells denoted (NS) were not sampled due to the presence of a pump: MW-47,48,61,72R; Wells denoted (Dry): MW-07,10,44,62

APEX

FIGURE
16A

Document Path: E:\Apex\Huntersville\Figures\MXDs\Figure 16A-C9-C12 Aliphatics Isoconcentration Map - Surficial Unit_Portrait.mxd

Checked By:	TN
Created By:	CW
Scale:	1 " = 150 FT
Date/Time:	03/21/2022; 10:32
Project No.:	COL054

C9-C12 Aliphatics Isoconcentration Map
Bedrock Unit
Colonial Pipeline Company
2020-L1-SR2448
Huntersville, North Carolina

0 150 300 Feet

Release Site

Pipeline

700 C9-C12 Aliphatics Isocontour (Dashed where Inferred)

Monitoring Well (Bedrock)

<0.5 Constituent Not Detected Above Laboratory Practical Quantitation Limit

0.0 C9-C12 Aliphatics Concentration (µg/L)

FP = Free Product

NS = Not Sampled

µg/L = Micrograms per Liter

NCDEQ 2L Standard for C9-C12 Aliphatics is 700 µg/L
Bedrock Wells Not Used For Contouring
J - Estimated concentration above the adjusted method detection limit and below the adjusted reporting limit
Wells denoted (NS) were not sampled: MW-59D;
Wells denoted (FP) due to LNAPL: MW-90D,91D

APEX

FIGURE

16B

Document Path: E:\Apex\Huntersville\Figures\MXDs\Figure 16B-C9-C12 Aliphatics Isoconcentration Map - Bedrock Unit_Portrait.mxd

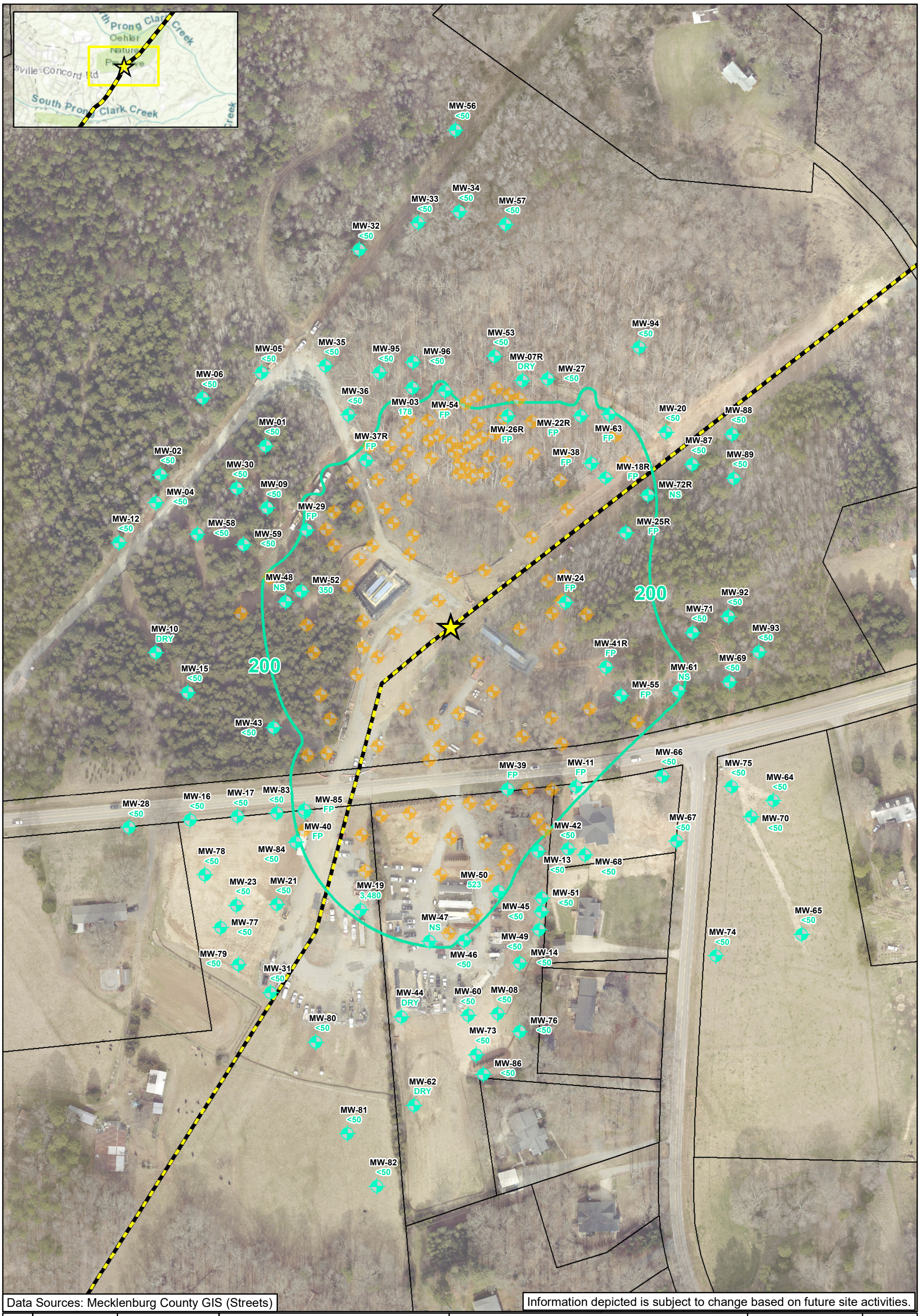

Data Sources: Mecklenburg County GIS (Streets)

Information depicted is subject to change based on future site activities.

Checked By:	TN
Created By:	CW
Scale:	1 " = 150 FT
Date/Time:	03/21/2022; 10:35
Project No.:	COL054

C9-C10 Aromatics Isoconcentration Map
Surficial Unit
Colonial Pipeline Company
2020-L1-SR2448
Huntersville, North Carolina

0 150 300 Feet

Release Site
Pipeline
200 C9-C10 Aromatics Isocontour (Dashed where Inferred)
Recovery Well
Monitoring Well

<0.5 Constituent Not Detected Above Laboratory Practical Quantitation Limit
523 C9-C10 Aromatics Concentration (µg/L)
FP = Free Product
NS = Not Sampled
µg/L = Micrograms per Liter

NCDEQ 2L Standard for C9-C10 Aromatics is 200 µg/L
Bedrock Wells Not Used For Contouring
J - Estimated concentration above the adjusted method detection limit and below the adjusted reporting limit
Wells denoted (FP) due to LNAPL: MW-11,18R,22R,24,25,26R,29,37R,38,39,40,41,54,55,63,85
Wells denoted (NS) were not sampled due to the presence of a pump: MW-47,48,61,72R; Wells denoted (Dry): MW-07,10,44,62

APEX

FIGURE
17A

Document Path: E:\Apex\Huntersville\Figures\MXDs\Figure 17A-C9-C10 Aromatics Isoconcentration Map - Surficial Unit_Portait.mxd

Checked By:	TN
Created By:	CW
Scale:	1 " = 150 FT
Date/Time:	03/21/2022; 10:37
Project No.:	COL054

C9-C10 Aromatics Isoconcentration Map
Bedrock Unit
Colonial Pipeline Company
2020-L1-SR2448
Huntersville, North Carolina

0 150 300 Feet

Release Site
Pipeline
200 C9-C10 Aromatics Isocontour (Dashed where Inferred)
Monitoring Well (Bedrock)

<0.5 Constituent Not Detected Above Laboratory Practical Quantitation Limit
0.0 C9-C10 Aromatics Concentration (µg/L)
FP = Free Product
NS = Not Sampled
µg/L = Micrograms per Liter

NCDEQ 2L Standard for C9-C10 Aromatics is 200 µg/L
Bedrock Wells Not Used For Contouring
J - Estimated concentration above the adjusted method detection limit and below the adjusted reporting limit
Wells denoted (NS) were not sampled: MW-59D;
Wells denoted (FP) due to LNAPL: MW-90D,91D

APEX

FIGURE
17B

Document Path: E:\Apex\Huntersville\Figures\MXDs\Figure 17B-C9-C10 Aromatics Isoconcentration Map - Bedrock Unit_Portait.mxd

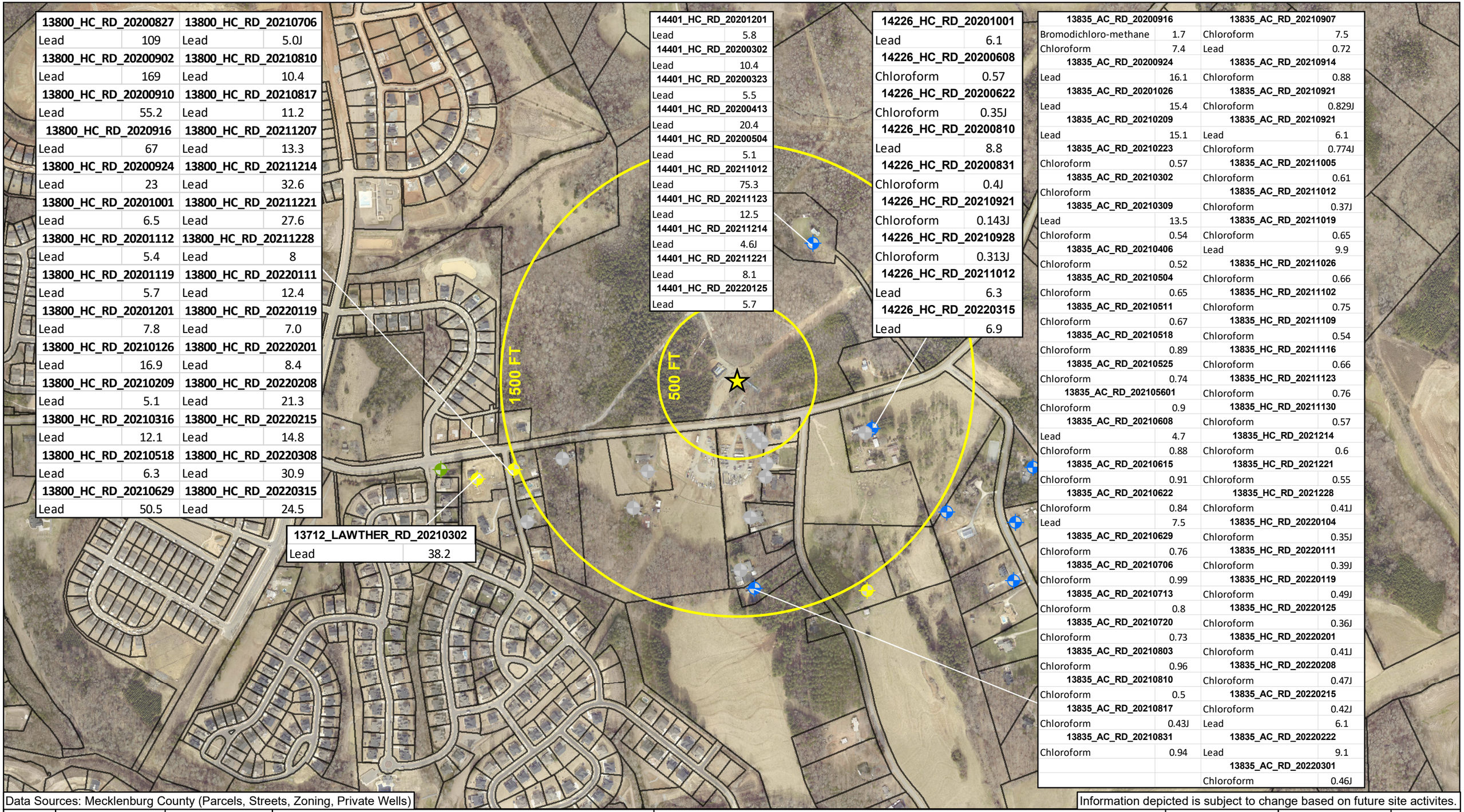

13800_HC_RD_20200827		13800_HC_RD_20210706	
Lead	109	Lead	5.0J
13800_HC_RD_20200902		**13800_HC_RD_20210810**	
Lead	169	Lead	10.4
13800_HC_RD_20200910		**13800_HC_RD_20210817**	
Lead	55.2	Lead	11.2
13800_HC_RD_2020916		**13800_HC_RD_20211207**	
Lead	67	Lead	13.3
13800_HC_RD_20200924		**13800_HC_RD_20211214**	
Lead	23	Lead	32.6
13800_HC_RD_20201001		**13800_HC_RD_20211221**	
Lead	6.5	Lead	27.6
13800_HC_RD_20201112		**13800_HC_RD_20211228**	
Lead	5.4	Lead	8
13800_HC_RD_20201119		**13800_HC_RD_20220111**	
Lead	5.7	Lead	12.4
13800_HC_RD_20201201		**13800_HC_RD_20220119**	
Lead	7.8	Lead	7.0
13800_HC_RD_20210126		**13800_HC_RD_20220201**	
Lead	16.9	Lead	8.4
13800_HC_RD_20210209		**13800_HC_RD_20220208**	
Lead	5.1	Lead	21.3
13800_HC_RD_20210316		**13800_HC_RD_20220215**	
Lead	12.1	Lead	14.8
13800_HC_RD_20210518		**13800_HC_RD_20220308**	
Lead	6.3	Lead	30.9
13800_HC_RD_20210629		**13800_HC_RD_20220315**	
Lead	50.5	Lead	24.5

13712_LAWTHER_RD_20210302	
Lead	38.2

14401_HC_RD_20201201	
Lead	5.8
14401_HC_RD_20200302	
Lead	10.4
14401_HC_RD_20200323	
Lead	5.5
14401_HC_RD_20200413	
Lead	20.4
14401_HC_RD_20200504	
Lead	5.1
14401_HC_RD_20211012	
Lead	75.3
14401_HC_RD_20211123	
Lead	12.5
14401_HC_RD_20211214	
Lead	4.6J
14401_HC_RD_20211221	
Lead	8.1
14401_HC_RD_20220125	
Lead	5.7

14226_HC_RD_20201001	
Lead	6.1
14226_HC_RD_20200608	
Chloroform	0.57
14226_HC_RD_20200622	
Chloroform	0.35J
14226_HC_RD_20200810	
Lead	8.8
14226_HC_RD_20200831	
Chloroform	0.4J
14226_HC_RD_20210921	
Chloroform	0.143J
14226_HC_RD_20210928	
Chloroform	0.313J
14226_HC_RD_20211012	
Lead	6.3
14226_HC_RD_20220315	
Lead	6.9

13835_AC_RD_20200916		13835_AC_RD_20210907	
Bromodichloro-methane	1.7	Chloroform	7.5
Chloroform	7.4	Lead	0.72
13835_AC_RD_20200924		**13835_AC_RD_20210914**	
Lead	16.1	Chloroform	0.88
13835_AC_RD_20201026		**13835_AC_RD_20210921**	
Lead	15.4	Chloroform	0.829J
13835_AC_RD_20210209		**13835_AC_RD_20210921**	
Lead	15.1	Lead	6.1
13835_AC_RD_20210223		Chloroform	0.774J
Chloroform	0.57	**13835_AC_RD_20211005**	
13835_AC_RD_20210302		Chloroform	0.61
Chloroform		**13835_AC_RD_20211012**	
13835_AC_RD_20210309		Chloroform	0.37J
Lead	13.5	**13835_AC_RD_20211019**	
Chloroform	0.54	Chloroform	0.65
13835_AC_RD_20210406		Lead	9.9
Chloroform	0.52	**13835_HC_RD_20211026**	
13835_AC_RD_20210504		Chloroform	0.66
Chloroform	0.65	**13835_HC_RD_20211102**	
13835_AC_RD_20210511		Chloroform	0.75
Chloroform	0.67	**13835_HC_RD_20211109**	
13835_AC_RD_20210518		Chloroform	0.54
Chloroform	0.89	**13835_HC_RD_20211116**	
13835_AC_RD_20210525		Chloroform	0.66
Chloroform	0.74	**13835_HC_RD_20211123**	
13835_AC_RD_202105601		Chloroform	0.76
Chloroform	0.9	**13835_HC_RD_20211130**	
13835_AC_RD_20210608		Chloroform	0.57
Lead	4.7	**13835_HC_RD_2021214**	
Chloroform	0.88	Chloroform	0.6
13835_AC_RD_20210615		**13835_HC_RD_2021221**	
Chloroform	0.91	Chloroform	0.55
13835_AC_RD_20210622		**13835_HC_RD_2021228**	
Chloroform	0.84	Chloroform	0.41J
Lead	7.5	**13835_HC_RD_20220104**	
13835_AC_RD_20210629		Chloroform	0.35J
Chloroform	0.76	**13835_HC_RD_20220111**	
13835_AC_RD_20210706		Chloroform	0.39J
Chloroform	0.99	**13835_HC_RD_20220119**	
13835_AC_RD_20210713		Chloroform	0.49J
Chloroform	0.8	**13835_HC_RD_20220125**	
13835_AC_RD_20210720		Chloroform	0.36J
Chloroform	0.73	**13835_HC_RD_20220201**	
13835_AC_RD_20210803		Chloroform	0.41J
Chloroform	0.96	**13835_HC_RD_20220208**	
13835_AC_RD_20210810		Chloroform	0.47J
Chloroform	0.5	**13835_AC_RD_20220215**	
13835_AC_RD_20210817		Chloroform	0.42J
Chloroform	0.43J	Lead	6.1
13835_AC_RD_20210831		**13835_AC_RD_20220222**	
Chloroform	0.94	Lead	9.1
		13835_AC_RD_20220301	
		Chloroform	0.46J

Data Sources: Mecklenburg County (Parcels, Streets, Zoning, Private Wells)

Information depicted is subject to change based on future site activites.

N

Checked By:	JM
Created By:	CW
Scale:	1 " = 550 FT
Created On:	03/24/2022; 11:00
Project No.:	CPC20126

Water Supply Well Sampling Results (Detections Only)

Colonial Pipeline Company

2020-L1-SR2448

Huntersville, North Carolina

0 550 1,100 1,650 Feet

Sampled Water Supply Wells:

Release Site

Parcel Boundaries

Non-Potable Use Well

Potable Use Well

Inactive Use Well

Abandoned Well

Note:
All data in units of micrograms per liter (µg/L).
Well locations are approximated and sampling commenced once access was allowed.

APEX

FIGURE

18

Data Sources: Mecklenburg County GIS (Streets), US Geological Survey (Elevation Products)

Checked By:	AS
Created By:	CW
Scale:	1 " = 100 FT
Date/Time:	03/21/2022; 14:35
Project No.:	CPC20126

Air Sparge System Layout & Risk Calculator Output
Colonial Pipeline Company
2020-L1-SR2448
Huntersville, North Carolina

0 100 200 300 Feet

Release Site
Pipeline
Air Sparge Well
Soil Vapor Extraction Well
Soil Vapor Monitoring Point
AreaRae Monitoring Station

Note: The following locations were inactive during the period of 8/23-9/10: AS-15, PV-11, AS-14, PV-10, AS-13, PV-09, AS-12, AS-11, AS-10

APEX

FIGURE 19

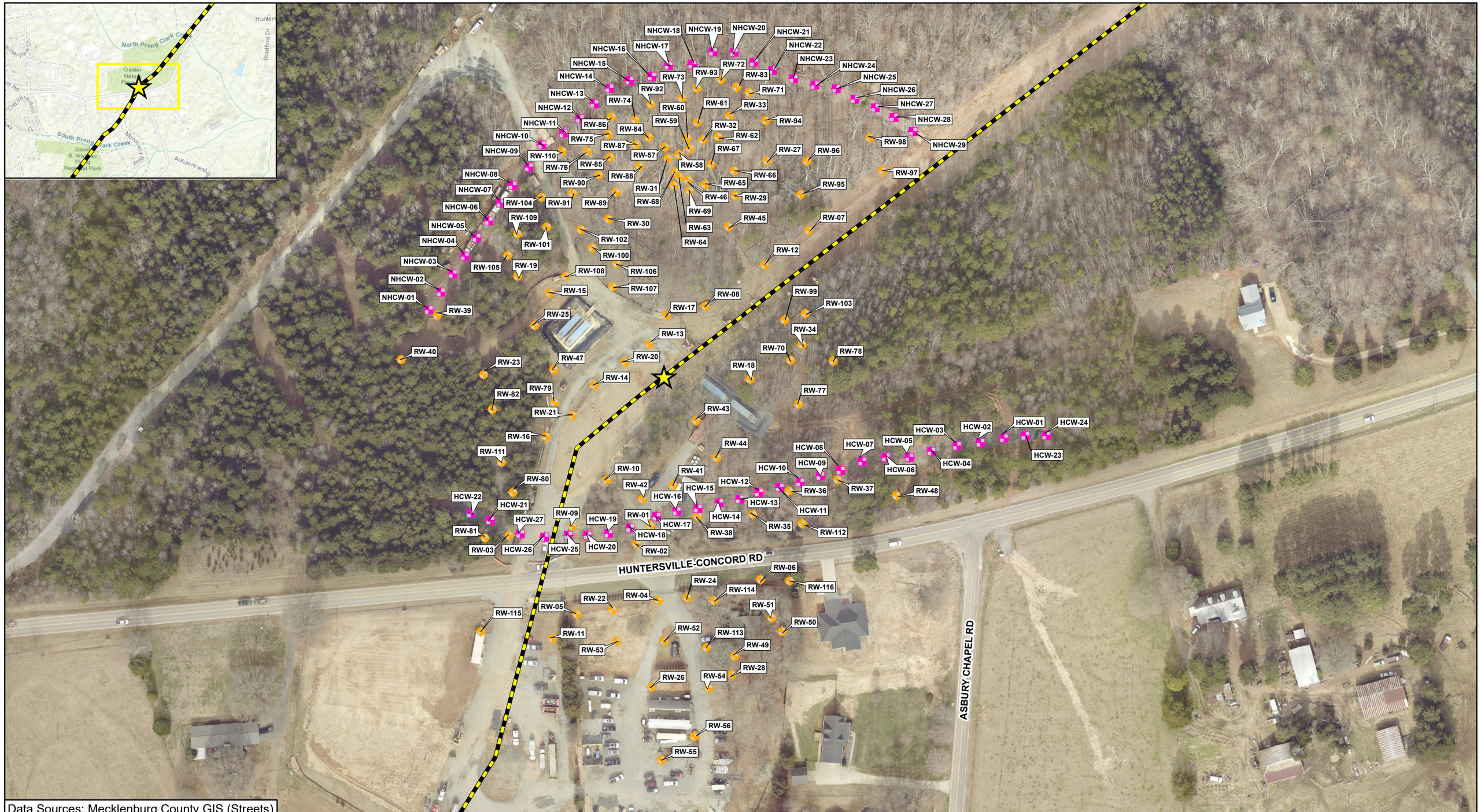

Data Sources: Mecklenburg County GIS (Streets)

Checked By:	AS
Created By:	CW
Scale:	1 " = 120 FT
Date/Time:	03/21/2022; 14:34
Project No.:	CPC20126

Recovery and Hydraulic Control Well System Layout
Colonial Pipeline Company
2020-L1-SR2448
Huntersville, North Carolina

0 120 240 360 Feet

Release Site
Pipeline
Recovery Well
Hydraulic Control Well

APEX

FIGURE
20

TABLES

Table 1
Summary of Pipeline Excavation Soil Sampling Results

Colonial Pipeline Company
2020-L1-SR2448
Huntersville, North Carolina

Lab Report	Sample ID	Sample Date	Volatile Organic Compounds (EPA 8260D) (mg/kg)																									MADEP VPH (mg/kg)			
			1,1,2-Trichloroethane	1,1-Dichloroethane	1,2,3-Trimethylbenzene	1,2,4-Trimethylbenzene	1,3,5-Trimethylbenzene	2-Butanone (MEK)	Acetone	Benzene	Chlorobenzene	Chloroform	Diisopropyl ether	Ethylbenzene	Isopropylbenzene (Cumene)	Methyl-tert-butyl ether	Methylene Chloride	Naphthalene	Styrene	Tetrachloroethene	Toluene	o-Xylene	Xylene (Total)	n-Butylbenzene	n-Propylbenzene	p-Isopropyltoluene	sec-Butylbenzene	Aliphatic (C05-C08)	Aliphatic (C09-C12)	Aromatic (C09-C10), Unadjusted	Total VPH
		Soil-to-Water MSCCs	**0.0032**	**0.0019**	**NE**	**6.6**	**6.6**	**16**	**24**	**0.0072**	**0.44**	**0.34**	**0.32**	**8.0**	**1.3**	**0.085**	**0.023**	**0.2**	**0.9**	**0.0050**	**6.0**	**6.0**	**6.0**	**2.4**	**1.4**	**NE**	**2.2**	**68**	**540**	**31**	**NE**
		Residential MSCCs	**11.6**	**7.29**	**NE**	**156**	**156**	**9,380**	**14,000**	**12**	**312**	**21**	**NE**	**60.3**	**1,560**	**156**	**93.8**	**5.5**	**3,120**	**93.8**	**3,120**	**3,120**	**3,120**	**782**	**1,560**	**NE**	**1,560**	**625**	**1,560**	**469**	**NE**
		Industrial / Commercial MSCCs	**57.3**	**35.9**	**NE**	**2,330**	**2,330**	**140,000**	**210,000**	**59.4**	**4,670**	**105**	**2,330**	**297**	**23,330**	**1,810**	**1,400**	**27**	**46,700**	**1,400**	**46,700**	**46,700**	**46,700**	**11,600**	**23,300**	**NE**	**23,300**	**9,340**	**23,300**	**7,000**	**NE**
92506678	North Wall	11/17/2020	<0.00446	<0.00446	<0.00891	**0.00441J**	<0.00891	<0.178	<0.0891	**0.0203**	<0.00446	<0.00446	<0.00178	**0.00665**	<0.00446	**0.000981J**	<0.0446	<0.0224	<0.0224	<0.00446	**0.0666**	NA	**0.0323**	<0.0224	<0.00891	<0.00891	<0.0224	<8.65	<8.65	<8.65	<8.65
92506678	South Wall	11/17/2020	<0.00649	<0.00649	<0.0130	**0.00538J**	<0.0130	<0.259	<0.130	**0.0222**	<0.00649	<0.00649	<0.00259	**0.0168**	<0.00649	**0.0582**	**0.0178J**	<0.0324	<0.0324	<0.00649	**0.147**	NA	**0.0722**	<0.0324	<0.0130	<0.0130	<0.0324	<8.64	<8.64	<8.64	<8.64
92506486	0-B	11/15/2020	<0.00450	<0.00450	**0.0508**	**0.0784**	**0.0350**	<0.180	<0.0901	**0.00225**	<0.00450	<0.00450	<0.00180	**0.00411J**	**0.000995J**	<0.00180	<0.0450	**0.122**	<0.0225	<0.00450	**0.0108**	NA	**0.0286**	<0.0225	**0.00368J**	**0.0119**	**0.00541J**	<9.22	**4.63J**	<9.22	**4.63J**
92506486	0-E	11/15/2020	<0.00431	<0.00431	<0.00862	**0.00281J**	<0.00862	<0.172	<0.0862	<0.00172	<0.00431	<0.00431	<0.00172	**0.00150J**	<0.00431	**0.00248**	<0.0431	<0.0216	**0.000412J**	<0.00431	**0.00252J**	NA	**0.00179J**	<0.0216	<0.00862	<0.00862	<0.0216	<8.68	<8.68	<8.68	<8.68
92506486	0-W	11/15/2020	<0.00440	<0.00440	**0.0132**	**0.0372**	**0.0159**	<0.176	<0.0880	**0.138**	<0.00440	<0.00440	**0.00525**	**0.0284**	**0.00161J**	**0.000880J**	<0.0440	<0.0220	<0.0220	<0.00440	**0.518**	NA	**0.287**	<0.0220	**0.00498J**	<0.00880	<0.0220	**3.97J**	<8.86	<8.86	**3.97J**
92506486	25-B	11/15/2020	<0.00451	<0.00451	**0.0341**	**0.101**	**0.0466**	<0.181	<0.0903	**0.0143**	<0.00451	<0.00451	<0.00181	**0.0312**	**0.00289J**	<0.00181	<0.0451	<0.0226	<0.0226	<0.00451	**0.136**	NA	**0.226**	<0.0226	**0.0155**	<0.00903	<0.0226	**4.26J**	**3.34J**	<8.83	**7.60J**
92506486	25-E	11/15/2020	<0.00472	<0.00472	<0.00945	**0.00316J**	<0.00945	<0.189	<0.0945	**0.00185J**	<0.00472	<0.00472	<0.00189	**0.00171J**	<0.00472	**0.00148J**	<0.0472	<0.0236	<0.0236	<0.00472	**0.00584J**	NA	**0.00282J**	<0.0236	<0.00945	<0.00945	<0.0236	**4.57J**	<9.48	<9.48	**4.57J**
92506486	25-W	11/15/2020	<0.00444	<0.00444	**0.0436**	**0.131**	**0.0356**	<0.178	<0.0889	**0.444**	<0.00444	<0.00444	**0.0509**	**0.180**	**0.00685**	**0.00624**	<0.0444	<0.0222	<0.0222	<0.00444	**1.71**	NA	**0.921**	<0.0222	**0.0233**	<0.00889	<0.0222	**7.03J**	**3.99J**	<8.68	**11.0**
92506486	50-B	11/15/2020	<0.00425	<0.00425	**0.00464J**	**0.0145**	**0.00747J**	<0.170	<0.0851	**0.00650**	<0.00425	<0.00425	<0.00170	**0.00541**	<0.00425	<0.00170	<0.0425	<0.0213	<0.0213	<0.00425	**0.0446**	NA	**0.0487**	<0.0213	**0.00185J**	<0.00851	<0.0213	**3.35J**	**4.55J**	<8.59	**7.90J**
92506486	50-E	11/15/2020	<0.0358	<0.0358	<0.0716	**0.0498J**	<0.0716	<1.43	<0.716	**0.0281**	<0.0358	<0.0358	<0.0143	**0.0115J**	**0.0392**	<0.0143	<0.358	**1.03**	<0.179	<0.0358	**0.0682J**	NA	**0.0510J**	**0.240**	<0.0716	<0.0716	**0.0542J**	**5.30J**	<8.99	<8.99	**5.30J**
92506486	50-W	11/15/2020	<0.0354	<0.0354	**61.7**	**219**	**63.8**	<1.41	<0.707	**10.8**	<0.0354	<0.0354	<0.0141	**130**	**11.1**	**0.251**	<0.354	**22.8**	<0.177	<0.0354	**285**	NA	**735**	**11.8**	**45.2**	**2.44**	**4.10**	**1,300**	**1,360**	**567**	**3240**
92506486	75-B	11/16/2020	<0.00425	<0.00425	<0.00850	<0.00850	<0.00850	<0.170	<0.0850	**0.00534**	<0.00425	<0.00425	<0.00170	<0.00425	<0.00425	**0.000623J**	<0.0425	<0.0213	<0.0213	<0.00425	**0.0182**	NA	**0.00566J**	<0.0213	<0.00850	<0.00850	<0.0213	**3.34J**	**3.42J**	<8.30	**6.76J**
92506486	75-E	11/16/2020	<0.00450	<0.00450	<0.00897	**0.00445J**	<0.00897	<0.179	<0.0897	**0.0410**	<0.00450	<0.00450	<0.00179	**0.00812**	<0.00450	<0.00179	**0.0268J**	<0.0224	<0.0224	<0.00450	**0.0999**	NA	**0.0240**	<0.0224	<0.00897	<0.00897	<0.0224	**3.25J**	<8.46	<8.46	**3.25J**
92506486	75-W	11/16/2020	<0.0330	<0.0330	**40.5**	**143**	**40.0**	<1.32	<0.659	**7.53**	<0.0330	<0.0330	<0.0132	**60.6**	**7.43**	**0.149**	<0.330	**15.7**	<0.165	<0.0330	**148**	NA	**346**	**6.61**	**29.2**	**1.56**	**2.78**	**3,960**	**4,460**	**2,010**	**10400**
92506486	100-B	11/16/2020	<0.00360	<0.00360	**0.00308J**	**0.00729**	**0.00390J**	<0.144	<0.0719	**0.00657**	<0.00360	<0.00360	<0.00144	**0.00108J**	<0.00360	<0.00144	<0.0360	<0.0180	<0.0180	<0.00360	**0.0164**	NA	**0.00749J**	<0.0180	<0.00719	<0.00719	<0.0180	**16.4**	<7.15	<7.15	**16.4**
92506486	100-E	11/16/2020	<0.00436	<0.00436	**0.00341J**	**0.0190**	**0.00981**	<0.174	<0.0871	**0.147**	<0.00436	<0.00436	<0.00174	**0.0373**	**0.00111J**	<0.00174	<0.0436	<0.0218	<0.0218	<0.00436	**0.420**	NA	**0.156**	<0.0218	**0.00850J**	<0.00871	<0.0218	**3.58J**	<8.81	<8.81	**3.58J**
92506486	100-W	11/16/2020	<0.00505	<0.00505	**0.0595**	**0.148**	**0.0492**	<0.202	<0.101	**0.786**	<0.00505	<0.00505	**0.138**	**0.0593**	**0.00106J**	**0.0125**	**0.0380J**	<0.0253	<0.0253	<0.00505	**1.98**	NA	**1.33**	<0.0253	**0.00211J**	<0.0101	<0.0253	**6.10J**	**4.63J**	<9.61	**10.7**
92506486	125-B	11/16/2020	<0.00328	<0.00328	**0.00423J**	**0.00767**	**0.00498J**	<0.131	<0.0655	**0.0949**	<0.00328	<0.00328	<0.00131	<0.00328	<0.00328	**0.00117J**	<0.0328	<0.0164	<0.0164	<0.00328	**0.152**	NA	**0.0761**	<0.0164	<0.00655	<0.00655	<0.0164	**8.05**	<6.54	<6.54	**8.05**
92506486	125-E	11/16/2020	<0.00308	<0.00308	<0.00616	<0.00616	<0.00616	<0.123	<0.0616	**0.0172**	<0.00308	<0.00308	<0.00123	**0.00155J**	<0.00308	<0.00123	<0.0308	<0.0154	<0.0154	<0.00308	**0.0362**	NA	**0.0103**	<0.0154	<0.00616	<0.00616	<0.0154	**2.53J**	<6.39	<6.39	**2.53J**
92506486	125-W	11/16/2020	<0.00376	<0.00376	<0.00752	<0.00752	<0.00752	<0.150	<0.0752	**0.0172**	<0.00376	<0.00376	**0.0119**	<0.00376	<0.00376	<0.00150	<0.0376	<0.0188	<0.0188	<0.00376	**0.00585J**	NA	**0.0156**	<0.0188	<0.00752	<0.00752	<0.0188	<7.58	<7.58	<7.58	<7.58
92506486	150-B	11/16/2020	<0.139	<0.139	**20.2**	**69.2**	**21.6**	<5.58	<2.79	**4.63**	<0.139	**0.656**	**0.386**	**30.8**	**2.86**	<0.0558	<1.39	**5.33**	<0.697	<0.139	**49.2**	NA	**206**	**3.68**	**13.8**	**0.663**	**1.36**	**894**	**472**	**216**	**1580**
92506486	150-E	11/16/2020	<0.00342	<0.00342	**0.00491J**	<0.00684	**0.00346J**	<0.137	<0.0684	**0.083**	<0.00342	<0.00342	<0.00137	**0.00137J**	<0.00342	<0.00137	<0.0342	<0.0171	<0.0171	<0.00342	**0.0553**	NA	**0.0480**	<0.0171	<0.00684	<0.00684	<0.0171	**3.86J**	<6.99	<6.99	**3.86J**
92506486	150-W	11/16/2020	<0.00342	<0.00342	**0.150**	**0.120**	**0.0858**	<0.149	<0.0684	**0.436**	<0.00342	<0.00372	<0.00137	**0.00137J**	**0.00465**	**0.0320**	<0.0372	<0.0171	<0.0171	<0.00342	**0.0553**	NA	**0.0480**	<0.0171	<0.00684	<0.00684	<0.0171	**4.46J**	**3.68J**	<6.99	**3.86J**
92506486	175-B	11/16/2020	<0.0572	<0.0572	**44.9**	**141**	**49.1**	**23.1**	<1.14	**10.8**	<0.0572	**1.84**	<0.0229	**87.8**	**6.85**	<0.0229	<0.572	**25.3**	<0.286	<0.0572	**136**	NA	**559**	**8.44**	**32.5**	**1.40**	**2.37**	**2,750**	**2,250**	**650**	**2250**
92506486	175-E	11/16/2020	<0.0295	<0.0295	**7.04**	**23.6**	**7.12**	<1.18	<0.589	**2.03**	<0.0295	<0.0295	**1.77**	**10.9**	**0.854**	**0.239**	<0.295	**2.93**	<0.147	<0.0295	**18.4**	NA	**68.5**	**1.06**	**4.42**	**0.243**	**0.442**	**1,800**	**2,610**	**725**	**4400**
92506486	175-W	11/16/2020	<0.127	<0.127	**84.5**	**277**	**98**	<5.08	<2.54	**27.4**	<0.127	<0.127	**11.0**	**193**	**16.1**	**0.588**	<1.27	**29.2**	<0.635	<0.127	**348**	NA	**1,250**	**14.2**	**68.5**	**2.64**	**4.78**	**4,800**	**4,720**	**686**	**9520**
92506678	200-B	11/17/2020	<0.00444	<0.00444	**0.783**	**0.904**	**0.799**	<0.178	<0.0888	**0.527**	<0.00444	<0.00444	**2.25**	**0.0296**	**0.00408J**	**0.233**	<0.0444	**0.0827**	<0.0222	<0.00444	**0.609**	<7.2	**2.89**	<0.0222	**0.0101**	**0.0277**	**0.0121J**	**26.1**	**16.0**	**3.43J**	**42.1**
92506678	200-E	11/17/2020	<0.0711	<0.0711	**136**	**495**	**149**	<2.84	<1.42	**56.2**	**0.353**	<0.0711	**22.9**	**398**	**19.8**	**1.49**	<0.711	**59.5**	<0.356	<0.0711	**877**	<6.3	**2,210**	**27.2**	**106**	**4.31**	**8.25**	**8,490**	**4,310**	**1,480**	**14300**
92506678	200-W	11/17/2020	<0.0734	<0.0734	**96.4**	**348**	**105**	<2.94	<1.47	**10.1**	**0.308**	<0.0734	**3.35**	**153**	**14.7**	**0.280**	<0.734	**43.7**	<0.367	**0.0945**	**201**	**3.6**	**997**	**19.8**	**68.5**	**3.13**	**6.83**	**1,930**	**3,820**	**1,150**	**5750**
92506678	225-B	11/17/2020	<0.182	<0.182	**103**	**354**	**110**	<7.30	<3.65	**9.34**	<0.182	<0.182	**1.13**	**190**	**2.36**	<0.0730	<1.82	**12.7**	<0.912	<0.182	**312**	<4.6	**1,190**	**3.93**	**68.6**	**0.641**	**1.21**	**2,470**	**1,160**	**696**	**4330**
92506678	225-E	11/17/2020	<0.0823	<0.0823	**96.8**	**315**	**90.4**	<3.29	<1.65	**60.4**	<0.0823	<0.0823	**3.42**	**199**	**29.8**	**0.497**	<0.823	**45.6**	<0.412	<0.0823	**517**	<5	**1,100**	**22.9**	**102**	**5.10**	**9.63**	**5,090**	**6,240**	**1,500**	**11300**
92506678	225-W	11/17/2020	<0.0834	<0.0834	**129**	**439**	**125**	<3.34	<1.67	**49.1**	**0.395**	<0.0834	**2.77**	**310**	**34.2**	**0.225**	<0.834	**60.9**	<0.417	<0.0834	**661**	<5.5	**1,700**	**25.4**	**104**	**5.49**	**10.6**	**6,790**	**4,680**	**1,700**	**13200**
92506678	250-B	11/17/2020	<0.0824	<0.0824	**79.7**	**260**	**78.1**	<3.29	<1.65	**42.2**	<0.0824	<0.0824	**3.28**	**130**	**13.6**	**0.336**	<0.824	**32.8**	<0.413	<0.0824	**344**	<4.9	**705**	**13.5**	**55.2**	**2.95**	**4.61**	**44.5**	**38.2**	**25.7**	**108**
92506678	250-E	11/17/2020	<0.00437	<0.00437	**0.267**	**0.743**	**0.190**	**0.490**	**1.87**	**1.90**	<0.00437	<0.00437	**0.106**	**0.571**	**0.0206**	**0.0462**	<0.0437	**0.146**	<0.0219	<0.00437	**6.45**	<5.5	**3.45**	**0.0101J**	**0.0832**	<0.00875	<0.0219	**13.0**	**5.25J**	**3.41J**	**21.7**
92506678	250-W	11/17/2020	<0.0927	<0.0927	**148**	**519**	**146**	<3.71	<1.85	**64.0**	**0.391**	<0.0927	**9.94**	**413**	**35.7**	**0.590**	<0.927	**65.2**	<0.464	<0.0927	**935**	<5.5	**2,150**	**24.3**	**116**	**5.33**	**9.09**	**8,610**	**6,250**	**2,180**	**17100**
92506678	275-B	11/17/2020	<0.0832	<0.0832	**75.1**	**243**	**72.6**	<3.33	<1.66	**28.6**	<0.0832	<0.0832	**0.519**	**86.2**	**10.6**	**0.0419**	<0.832	**23.0**	<0.416	<0.0832	**285**	**501**	**469**	**11.9**	**53.6**	**2.43**	**4.03**	**2,660**	**1,230**	**636**	**4530**
92506678	275-E	11/17/2020	<0.00426	<0.00426	**0.159**	**0.461**	**0.134**	<0.170	**0.0871**	**1.08**	<0.00426	<0.00426	**0.0553**	**0.0657**	**0.00294J**	**0.00911**	<0.0426	**0.0349**	<0.0214	<0.00426	**2.86**	<4.9	**2.67**	<0.0214	**0.00673J**	<0.00852	<0.0214	**10.6**	**7.65J**	**4.10J**	**22.3**
92506678	275-W	11/17/2020	<0.00369	<0.00369	**0.548**	**1.58**	**0.416**	**0.428**	**1.13**	**1.33**	<0.00369	<0.00369	**0.273**	**0.820**	**0.0450**	**0.0826**	<0.0369	**0.400**	<0.0184	<0.00369	**6.22**	<5	**4.61**	**0.0503**	**0.226**	**0.0113**	**0.0181J**	**409**	**656**	**241**	**1070**
92506678	300-B	11/17/2020	<0.0792	<0.0792	**0.190**	**0.738**	**0.231**	<3.17	<1.58	**0.342**	<0.0792	<0.0792	<0.0317	<0.0791	**0.0769J**	<0.0317	<0.792	**1.70**	<0.396	<0.0792	**0.720**	<7.7	**0.402**	**0.250J**	**0.121J**	<0.158	<0.396	**16.9**	**2.85J**	<7.91	**19.8**

Table 1
Summary of Pipeline Excavation Soil Sampling Results

Colonial Pipeline Company
2020-L1-SR2448
Huntersville, North Carolina

Lab Report	Sample ID	Sample Date	Volatile Organic Compounds (EPA 8260D) (mg/kg)																									MADEP VPH (mg/kg)			
			1,1,2-Trichloroethane	1,1-Dichloroethane	1,2,3-Trimethylbenzene	1,2,4-Trimethylbenzene	1,3,5-Trimethylbenzene	2-Butanone (MEK)	Acetone	Benzene	Chlorobenzene	Chloroform	Diisopropyl ether	Ethylbenzene	Isopropylbenzene (Cumene)	Methyl-tert-butyl ether	Methylene Chloride	Naphthalene	Styrene	Tetrachloroethene	Toluene	o-Xylene	Xylene (Total)	n-Butylbenzene	n-Propylbenzene	p-Isopropyltoluene	sec-Butylbenzene	Aliphatic (C05-C08)	Aliphatic (C09-C12)	Aromatic (C09-C10), Unadjusted	Total VPH
		Soil-to-Water MSCCs	**0.0032**	**0.0019**	**NE**	**6.6**	**6.6**	**16**	**24**	**0.0072**	**0.44**	**0.34**	**0.32**	**8.0**	**1.3**	**0.085**	**0.023**	**0.2**	**0.9**	**0.0050**	**6.0**	**6.0**	**6.0**	**2.4**	**1.4**	**NE**	**2.2**	**68**	**540**	**31**	**NE**
		Residential MSCCs	**11.6**	**7.29**	**NE**	**156**	**156**	**9,380**	**14,000**	**12**	**312**	**21**	**NE**	**60.3**	**1,560**	**156**	**93.8**	**5.5**	**3,120**	**93.8**	**3,120**	**3,120**	**3,120**	**782**	**1,560**	**NE**	**1,560**	**625**	**1,560**	**469**	**NE**
		Industrial / Commercial MSCCs	**57.3**	**35.9**	**NE**	**2,330**	**2,330**	**140,000**	**210,000**	**59.4**	**4,670**	**105**	**2,330**	**297**	**23,330**	**1,810**	**1,400**	**27**	**46,700**	**1,400**	**46,700**	**46,700**	**46,700**	**11,600**	**23,300**	**NE**	**23,300**	**9,340**	**23,300**	**7,000**	**NE**
92506678	300-E	11/17/2020	<0.00437	<0.00437	**0.0190**	**0.0619**	**0.0193**	<0.175	**0.0656J**	**0.550**	<0.00437	<0.00437	**0.0207**	**0.0232**	**0.000917J**	**0.00327**	<0.0437	<0.0218	<0.0218	<0.00437	**1.39**	<5.7	**0.508**	<0.0218	<0.00873	<0.00873	<0.0218	**4.77J**	**3.86J**	<10.7	**8.63J**
92506678	300-W	11/17/2020	<0.00396	<0.00396	**0.155**	**0.402**	**0.0959**	<0.158	**0.119**	**1.30**	<0.00396	<0.00396	**0.302**	**0.407**	**0.0110**	**0.0942**	<0.0396	**0.0750**	<0.0198	<0.00396	**4.34**	<7.7	**2.71**	<0.0198	**0.0344**	<0.00792	<0.0198	**11.8**	**5.66J**	**2.89J**	**20.3**
92506678	325-B	11/17/2020	<0.00397	<0.00397	**0.0752**	**0.0622**	**0.0893**	<0.159	<0.0793	**0.115**	<0.00397	<0.00397	**0.00192**	**0.00370J**	<0.00397	<0.00159	<0.0397	<0.0198	<0.0198	<0.00397	**0.179**	**554**	**0.219**	<0.0198	**0.00153J**	<0.00793	<0.0198	**25.6**	<8.43	**3.29J**	**28.9**
92506678	325-E	11/17/2020	<0.00399	<0.00399	<0.00799	**0.00518J**	**0.00356J**	<0.160	<0.0799	**0.0659**	<0.00399	<0.00399	<0.00160	<0.00399	<0.00399	**0.00460**	<0.0399	<0.0200	<0.0200	<0.00399	**0.118**	<5.1	**0.0473**	<0.0200	<0.00799	<0.00799	<0.0200	<7.86	<7.86	<7.86	<7.86
92506678	325-W	11/17/2020	<0.00384	<0.00384	**0.228**	**0.668**	**0.178**	<0.154	<0.0769	**1.08**	<0.00384	<0.00384	**0.0787**	**0.210**	**0.00781**	**0.0125**	<0.0384	**0.0962**	<0.0193	<0.00384	**3.77**	<5	**2.26**	**0.00819J**	**0.0264**	**0.00399J**	<0.0193	**11.1**	**5.62J**	**3.87J**	**20.7**
92506678	350-B	11/17/2020	<0.00415	<0.00415	**0.00690J**	**0.00543J**	**0.00629J**	<0.166	<0.0830	**0.00239**	<0.00415	<0.00415	<0.00166	**0.00148J**	<0.00415	<0.00166	<0.0415	<0.0207	<0.0207	<0.00415	**0.0135**	NA	**0.0231**	<0.0207	<0.00830	<0.00830	<0.0207	**5.74J**	<8.46	<8.46	**5.74J**
92506678	350-E	11/17/2020	<0.00394	<0.00394	<0.00788	<0.00788	<0.00788	<0.158	<0.0788	**0.00616**	<0.00394	<0.00394	<0.00158	<0.00394	<0.00394	<0.00158	<0.0394	<0.0197	<0.0197	<0.00394	**0.00708J**	<4.9	**0.00252J**	<0.0197	<0.00788	<0.00788	<0.0197	<7.87	<7.87	<7.87	<7.87
92506678	350-W	11/17/2020	<0.00388	<0.00388	<0.00776	**0.00318J**	<0.00776	<0.155	<0.0776	**0.0379**	<0.00388	<0.00388	<0.00155	<0.00388	<0.00388	<0.00155	<0.0388	<0.0194	<0.0194	<0.00388	**0.0641**	<4.9	**0.0318**	<0.0194	<0.00776	<0.00776	<0.0194	**3.21J**	<9.48	<9.48	**3.21J**
92506678	375-B	11/17/2020	<0.00515	<0.00515	<0.0103	**0.00345J**	<0.0103	<0.206	<0.103	**0.00365**	<0.00515	<0.00515	<0.00206	<0.00515	<0.00515	<0.00206	<0.0515	<0.0257	<0.0257	<0.00515	**0.00875J**	<5.4	**0.00679J**	<0.0257	<0.0103	<0.0103	<0.0257	**4.45J**	<8.76	<8.76	**4.45J**
92506678	375-E	11/17/2020	<0.00458	<0.00458	**0.00527J**	**0.00810J**	<0.00915	<0.183	<0.0915	**0.0310**	<0.00458	<0.00458	<0.00183	<0.00458	<0.00458	<0.00183	<0.0458	<0.0229	<0.0229	<0.00458	**0.0544**	<4.3	**0.0378**	<0.0229	<0.00915	<0.00915	<0.0229	**4.46J**	<8.93	<8.93	**4.46J**
92506678	375-W	11/17/2020	<0.00407	<0.00407	**0.00320J**	<0.00813	<0.00813	<0.163	<0.0813	**0.00845**	<0.00407	<0.00407	<0.00163	<0.00407	<0.00407	**0.000610J**	<0.0407	<0.0203	<0.0203	<0.00407	**0.0192**	<5.7	**0.0115**	<0.0203	<0.00813	<0.00813	<0.0203	<8.21	<8.21	<8.21	<8.21
92516902	L2-0-B	01/14/2021	<0.00325	<0.00325	**0.0125**	**0.0321**	**0.00916**	<0.130	<0.0650	**0.00706**	<0.00325	<0.00325	**0.00348**	**0.00899**	<0.00325	**0.00253**	<0.0325	<0.0162	<0.0162	<0.00325	**0.0379**	NA	**0.0902**	<0.0162	<0.00650	<0.00650	<0.0162	**26.0**	<6.73	<6.73	**31.0**
92516902	L2-0-E	01/14/2021	<0.00312	<0.00312	<0.00623	**0.0104**	<0.00623	**0.156**	<0.0623	**0.00257**	<0.00312	<0.00312	<0.00125	**0.00379**	<0.00312	<0.00125	<0.0312	<0.0156	<0.0156	<0.00312	**0.0162**	NA	**0.0307**	<0.0156	<0.00623	<0.00623	<0.0156	**12.7**	<6.26	<6.26	**15.9**
92516902	L2-0-W	01/14/2021	<0.00429	<0.00429	<0.00858	**0.0192**	<0.00858	**0.278**	<0.0858	**0.0161**	<0.00429	<0.00429	**0.00633**	**0.00905**	<0.00429	<0.00172	<0.0429	<0.0215	<0.0215	<0.00429	**0.0366**	NA	**0.0741**	<0.0215	<0.00858	<0.00858	<0.0215	**36.6**	<8.80	<8.80	**40.3**
92516902	L2-100-B	01/14/2021	<0.0759	<0.0759	**42.6**	**172**	**47.5**	<3.04	<1.52	**24.4**	<0.0759	<0.0759	**7.59**	**152**	**9.02**	**0.554**	<0.759	**29.1**	<0.379	<0.0759	**337**	NA	**865**	**9.96**	**29.9**	**1.65**	**2.87**	**2,530**	**1,750**	**600**	**4880**
92516902	L2-100-E	01/14/2021	<0.0171	<0.0171	<0.0342	<0.0342	<0.0342	<0.684	<0.342	**0.0214**	<0.0171	<0.0171	**0.131**	<0.0171	<0.0171	**0.0197**	<0.171	<0.0855	<0.0855	<0.0171	**0.0973**	NA	**0.188**	<0.0855	<0.0342	<0.0342	<0.0855	**26.3**	<8.42	<8.42	**30.5**
92516902	L2-100-W	01/14/2021	<0.836	<0.836	**43.5**	**153**	**38.5**	<33.5	<16.7	**36.3**	<0.836	<0.836	**17.1**	**186**	**8.38**	**1.61**	<8.36	**36.8**	<4.18	<0.836	**488**	NA	**1,050**	**4.37**	**25.1**	<1.67	<4.18	**3,040**	**3,040**	**825**	**6910**
92516902	L2-125-B	01/14/2021	**2.41**	<0.396	**53.8**	**177**	**43.1**	<15.8	<7.91	**62.3**	<0.396	<0.396	**15.6**	**187**	**10.2**	**1.31**	<3.96	**38.0**	<1.98	<0.396	**558**	NA	**957**	**5.58**	**27.7**	<0.791	**2.41**	**5,300**	**4,610**	<2030	**11600**
92516902	L2-125-E	01/14/2021	<0.00424	<0.00424	<0.00848	**0.0200**	<0.00848	<0.170	<0.0848	<0.00170	<0.00424	<0.00424	<0.00170	**0.00942**	<0.00424	<0.00170	<0.0424	<0.0212	<0.0212	<0.00424	**0.0142**	NA	**0.0602**	<0.0212	<0.00848	<0.00848	<0.0212	<8.48	<8.48	<8.48	<8.48
92516902	L2-125-W	01/14/2021	<0.967	<0.967	**22.2**	**79.9**	**20.3**	<38.7	<19.3	**55.5**	<0.967	<0.967	**31.9**	**103**	**4.28**	**4.24**	<9.67	**24.2**	<4.84	<0.967	**364**	NA	**602**	<4.84	**13.1**	<1.93	<4.84	**3,380**	**2,060**	**542**	**5970**
92516902	L2-150-B	01/14/2021	<0.831	<0.831	**47.8**	**152**	**34.4**	<33.2	<16.6	**57.8**	<0.831	<0.831	**5.40**	**162**	**8.99**	**1.09**	<8.31	**46.2**	<4.15	<0.831	**339**	NA	**890**	**4.68**	**24.3**	<1.66	<4.15	**4,030**	**2,560**	**759**	**7340**
92516902	L2-150-E	01/14/2021	<0.185	<0.185	**65.3**	**74.7**	**59.9**	<7.40	<3.70	**81.4**	<0.185	<0.185	**17.1**	**97.5**	**12.4**	**1.26**	<1.85	**25.3**	<0.925	<0.185	**325**	NA	**570**	**7.10**	**42.5**	**1.34**	<0.925	**2,960**	**3,640**	**586**	**7190**
92516902	L2-150-W	01/14/2021	<0.413	<0.413	**55.5**	**56.3**	**48.1**	<16.5	<8.25	**70.5**	<0.413	<0.413	**2.17**	**51.2**	**12.3**	**0.495**	<4.13	**27.0**	<2.06	<0.413	**231**	NA	**287**	**5.28**	**35.1**	**1.46**	**2.54**	**2,990**	**2,430**	**646**	**6070**
92516902	L2-175-B	01/14/2021	<0.268	<0.268	**56.0**	**119**	**54.4**	<10.7	<5.36	**47.0**	<0.268	<0.268	<0.107	**125**	**10.4**	<0.107	<2.68	**26.9**	<1.34	<0.268	**292**	NA	**360**	**4.89**	**36.6**	**1.31**	<1.34	**4,220**	**3,810**	**1,260**	**9290**
92516902	L2-175-E	01/14/2021	<0.366	**0.745**	**53.5**	**57.9**	**48.0**	<14.7	<7.33	**101**	<0.366	<0.366	**16.0**	**68.3**	**10.8**	**1.44**	<3.66	**12.2**	<1.83	<0.366	**249**	NA	**392**	**5.02**	**32.8**	**1.12**	**2.31**	**4,380**	**3,350**	**811**	**8540**
92516902	L2-175-W	01/14/2021	<0.00525	<0.00525	**0.0191**	**0.0601**	**0.0144**	**0.273**	**0.418**	**0.102**	<0.00525	<0.00525	**0.0128**	**0.0681**	<0.00525	<0.00210	<0.0525	<0.0263	<0.0263	<0.00525	**0.403**	NA	**0.399**	<0.0263	<0.0105	<0.0105	<0.0263	<10.5	<10.5	<10.5	<10.5
92516902	L2-200-B	01/14/2021	<0.00453	<0.00453	**0.0142**	**0.0261**	<0.00907	<0.181	<0.0907	**0.00620**	<0.00453	<0.00453	**0.00448**	**0.00753**	<0.00453	**0.00381**	<0.0453	**0.0502**	<0.0227	<0.00453	**0.0346**	NA	**0.0646**	<0.0227	<0.00907	<0.00907	<0.0227	<9.07	<9.07	<9.07	<9.07
92516902	L2-200-E	01/14/2021	<0.325	<0.325	**99.6**	**218**	**79.8**	<13.0	<6.50	**110**	<0.325	<0.325	**11.8**	**169**	**19.8**	**0.911**	<3.25	**36.7**	<1.62	<0.325	**585**	NA	**991**	**6.74**	**61.9**	**2.14**	**4.13**	**3,460**	**4,520**	**1,230**	**9210**
92516902	L2-200-W	01/14/2021	<0.00423	<0.00423	<0.00845	<0.00845	<0.00845	<0.169	<0.0845	**0.00991**	<0.00423	<0.00423	<0.00169	<0.00423	<0.00423	<0.00169	<0.0423	<0.0211	<0.0211	<0.00423	**0.0235**	NA	**0.0220**	<0.0211	<0.00845	<0.00845	<0.0211	<8.45	<8.45	<8.45	<8.45
92516902	L2-225-B	01/15/2021	<0.00451	<0.00451	<0.00902	<0.00902	<0.00902	<0.180	<0.0902	**0.00561**	<0.00451	<0.00451	**0.00417**	**0.00893**	<0.00451	<0.00180	<0.0451	<0.0225	<0.0225	<0.00451	**0.0316**	NA	**0.0337**	<0.0225	<0.00902	<0.00902	<0.0225	**15.1**	<9.02	<9.02	**15.1**
92516902	L2-225-E	01/15/2021	<0.00453	<0.00453	**0.0378**	**0.0349**	<0.00905	<0.181	<0.0905	<0.00181	<0.00453	<0.00453	**0.0635**	<0.00453	<0.00453	**0.0337**	<0.0453	**0.157**	<0.0226	<0.00453	<0.00905	NA	**0.0230**	<0.0226	<0.00905	<0.00905	<0.0226	**16.7**	<9.05	<9.05	**16.7**
92516902	L2-225-W	01/15/2021	<0.00447	<0.00447	<0.00895	<0.00895	<0.00895	<0.179	<0.0895	**0.0158**	<0.00447	<0.00447	<0.00179	<0.00447	<0.00447	<0.00179	<0.0447	<0.0224	<0.0224	<0.00447	**0.0363**	NA	**0.0190**	<0.0224	<0.00895	<0.00895	<0.0224	<8.95	<8.95	<8.95	<8.95
92516902	L2-243-B	01/15/2021	<0.00396	<0.00396	<0.00792	<0.00792	<0.00792	<0.158	<0.0792	**0.103**	<0.00396	<0.00396	<0.00158	**0.00793**	<0.00396	<0.00158	<0.0396	<0.0198	<0.0198	<0.00396	**0.0922**	NA	**0.0405**	<0.0198	<0.00792	<0.00792	<0.0198	**21.9**	<7.92	<7.92	**21.9**
92516902	L2-243-E	01/15/2021	<0.00509	<0.00509	<0.0102	<0.0102	<0.0102	<0.203	<0.102	**0.0250**	<0.00509	<0.00509	<0.00203	<0.00509	<0.00509	<0.00203	<0.0509	<0.0254	<0.0254	<0.00509	**0.0506**	NA	**0.0182**	<0.0254	<0.0102	<0.0102	<0.0254	<10.2	<10.2	<10.2	<10.2
92516902	L2-243-W	01/15/2021	<0.00428	<0.00428	<0.00855	<0.00855	<0.00855	<0.171	<0.0855	**0.0171**	<0.00428	<0.00428	<0.00171	<0.00428	<0.00428	<0.00171	<0.0428	<0.0214	<0.0214	<0.00428	<0.00855	NA	**0.0171**	<0.0214	<0.00855	<0.00855	<0.0214	<8.97	<8.97	<8.97	<8.97
92516902	L2-25-B	01/14/2021	<0.00389	<0.00389	**0.0464**	**0.122**	**0.0569**	<0.156	<0.0778	**0.00484**	<0.00389	<0.00389	<0.00156	**0.00538**	<0.00389	<0.00156	<0.0389	**0.0437**	<0.0194	<0.00389	**0.0224**	NA	**0.0537**	**0.0501**	**0.0202**	**0.00909**	<0.0194	**23.1**	<7.81	<7.81	**26.7**
92516902	L2-25-E	01/14/2021	<0.00646	<0.00646	**0.158**	**0.239**	**0.0526**	<0.258	<0.129	**0.00430**	<0.00646	<0.00646	<0.00258	**0.0129**	<0.00646	<0.00258	<0.0646	**0.367**	<0.0323	<0.00646	**0.0346**	NA	**0.109**	**0.0686**	<0.0129	<0.0129	<0.0323	**15.0**	**16.3**	**10.3**	**41.7**
92516902	L2-25-W	01/14/2021	<0.00456	<0.00456	<0.00911	**0.0182**	<0.00911	**2.19**	<0.0911	**0.00791**	<0.00456	<0.00456	<0.00182	**0.0153**	<0.00456	<0.00182	<0.0456	<0.0228	<0.0228	<0.00456	**0.0512**	NA	**0.0857**	<0.0228	<0.00911	<0.00911	<0.0228	<8.97	<8.97	<8.97	<8.97

Table 1
Summary of Pipeline Excavation Soil Sampling Results

Colonial Pipeline Company
2020-L1-SR2448
Huntersville, North Carolina

Lab Report	Sample ID	Sample Date	Volatile Organic Compounds (EPA 8260D) (mg/kg)																									MADEP VPH (mg/kg)			
			1,1,2-Trichloroethane	1,1-Dichloroethane	1,2,3-Trimethylbenzene	1,2,4-Trimethylbenzene	1,3,5-Trimethylbenzene	2-Butanone (MEK)	Acetone	Benzene	Chlorobenzene	Chloroform	Diisopropyl ether	Ethylbenzene	Isopropylbenzene (Cumene)	Methyl-tert-butyl ether	Methylene Chloride	Naphthalene	Styrene	Tetrachloroethene	Toluene	o-Xylene	Xylene (Total)	n-Butylbenzene	n-Propylbenzene	p-Isopropyltoluene	sec-Butylbenzene	Aliphatic (C05-C08)	Aliphatic (C09-C12)	Aromatic (C09-C10), Unadjusted	Total VPH
		Soil-to-Water MSCCs	**0.0032**	**0.0019**	**NE**	**6.6**	**6.6**	**16**	**24**	**0.0072**	**0.44**	**0.34**	**0.32**	**8.0**	**1.3**	**0.085**	**0.023**	**0.2**	**0.9**	**0.0050**	**6.0**	**6.0**	**6.0**	**2.4**	**1.4**	**NE**	**2.2**	**68**	**540**	**31**	**NE**
		Residential MSCCs	**11.6**	**7.29**	**NE**	**156**	**156**	**9,380**	**14,000**	**12**	**312**	**21**	**NE**	**60.3**	**1,560**	**156**	**93.8**	**5.5**	**3,120**	**93.8**	**3,120**	**3,120**	**3,120**	**782**	**1,560**	**NE**	**1,560**	**625**	**1,560**	**469**	**NE**
		Industrial / Commercial MSCCs	**57.3**	**35.9**	**NE**	**2,330**	**2,330**	**140,000**	**210,000**	**59.4**	**4,670**	**105**	**2,330**	**297**	**23,330**	**1,810**	**1,400**	**27**	**46,700**	**1,400**	**46,700**	**46,700**	**46,700**	**11,600**	**23,300**	**NE**	**23,300**	**9,340**	**23,300**	**7,000**	**NE**
92516902	L2-50-B	01/14/2021	<0.292	<0.292	**86.3**	**317**	**80.0**	<11.7	<5.84	**27.7**	<0.292	<0.292	**1.74**	**236**	**19.3**	<0.117	<2.92	**32.0**	<1.46	<0.292	**476**	NA	**1,400**	**12.8**	**60.9**	**3.14**	**5.08**	**2,520**	**2,610**	**744**	**5880**
92516902	L2-50-E	01/14/2021	<0.756	<0.756	**104**	**352**	**93.7**	<30.2	<15.1	**10.2**	<0.756	<0.756	**0.464**	**198**	**18.6**	<0.302	<7.56	**39.4**	<3.78	<0.756	**375**	NA	**1,060**	**14.4**	**65.0**	**3.78**	**6.27**	**2,540**	**4,570**	**1,860**	**8970**
92516902	L2-50-W	01/14/2021	<0.00392	<0.00392	**0.0867**	**0.227**	**0.0538**	<0.157	<0.0784	**0.296**	<0.00392	<0.00392	**0.0262**	**0.155**	**0.00915**	**0.0246**	<0.0392	**0.0326**	<0.0196	<0.00392	**1.12**	NA	**0.956**	<0.0196	**0.0246**	<0.00784	<0.0196	**25.3**	<15.5	<15.5	**25.3**
92516902	L2-75-B	01/14/2021	<0.320	<0.320	**60.3**	**247**	**59.7**	<12.8	<6.40	**36.3**	<0.320	<0.320	**10.9**	**239**	**12.2**	**0.850**	<3.20	**40.5**	<1.60	<0.320	**503**	NA	**1,360**	**9.64**	**41.9**	**1.89**	**3.36**	**4,760**	**13,000**	<795	**NA**
92516902	L2-75-E	01/14/2021	<0.00475	<0.00475	**0.0863**	**0.298**	**0.0827**	**11.1**	<0.0950	**0.0804**	<0.00475	<0.00475	**0.0448**	**0.262**	**0.0142**	**0.00994**	<0.0475	**0.0874**	<0.0238	<0.00475	**0.827**	NA	**1.59**	<0.0238	**0.0515**	<0.00950	<0.0238	**74.5**	**134**	**50.0**	**258**
92516902	L2-75-W	01/14/2021	<0.0676	<0.0676	**60.7**	**218**	**56.8**	<2.70	<1.35	**3.65**	<0.0676	<0.0676	**0.343**	**110**	**13.4**	**0.0407**	<0.676	**27.4**	<0.338	<0.0676	**92.8**	NA	**696**	**13.8**	**34.1**	**3.04**	**4.64**	**980**	**1,880**	**773**	**3630**
92516902	L2-North Wall	01/14/2021	<0.00379	<0.00379	**0.0428**	**0.0872**	**0.0290**	<0.152	<0.0758	**0.0194**	<0.00379	<0.00379	**0.00282**	**0.0402**	<0.00379	**0.00170**	<0.0379	**0.0367**	<0.0190	<0.00379	**0.177**	NA	**0.328**	<0.0190	**0.00819**	<0.00758	<0.0190	<7.73	<7.73	<7.73	**9.31**

Notes:
Only detected constituents are shown
MSCC - Maximum Soil Contaminant Concentrations
"<" = Indicates compound was not detected above laboratory reporting limit
NA - Not Analyzed
NE - Not Established
J - Result is an estimated value below the laboratory reporting limit
Volatile Organic Compounds analyzed by EPA Method 8260D
MADEP - Massachusetts Department of Environmental Protection; as required by North Carolina Department of Environmental Quality
VPH - Volatile Petroleum Hydrocarbon
Bold values indicate compound was detected above laboratory reporting limit
Shaded values indicate compound exceeded an MSCC
All units are milligram per kilogram (mg/kg)

Table 2
Summary of Delineation Soil Sampling Results

Colonial Pipeline Company
2020-L1-SR2448
Huntersville, North Carolina

Lab Report	Sample ID	Well ID	Sample Date	MADEP VPH (mg/kg)				Volatile Organic Compounds (EPA 8260D) (µg/kg)																														
				Aliphatic (C05-C08)	Aliphatic (C09-C12)	Aromatic (C09-C10), Unadjusted	Total VPH	Acetone	Benzene	2-Butanone (MEK)	n-Butylbenzene	sec-Butylbenzene	tert-Butylbenzene	Chlorobenzene	Chloroform	Chloromethane	2-Chlorotoluene	4-Chlorotoluene	1,1-Dichloroethane	1,2-Dichloroethane	Diisopropyl ether	Ethylbenzene	Isopropylbenzene (Cumene)	p-Isopropyltoluene	Methylene Chloride	4-Methyl-2-pentanone (MIBK)	Methyl-tert-butyl ether	Naphthalene	n-Propylbenzene	Styrene	1,1,1,2-Tetrachloroethane	Tetrachloroethene	Toluene	1,2,4-Trimethylbenzene	1,3,5-Trimethylbenzene	Xylene (Total)	m&p-Xylene	o-Xylene
Soil-to-Water MSCCs				**68**	**540**	**31**	**NE**	**24,000**	**7.2**	**16,000**	**2,400**	**2,200**	**1,700**	**440**	**340**	**14**	**NE**	**280**	**30**	**1.9**	**320**	**8,000**	**1,300**	**120**	**23**	**420**	**85**	**200**	**1,400**	**900**	**4**	**5.0**	**5,400**	**6,600**	**6,600**	**6,000**	**NE**	**NE**
Residential MSCCs				**625**	**1,560**	**469**	**NE**	**14,000,000**	**12,000**	**9,380,000**	**782,000**	**1,560,000**	**1,560,000**	**312,000**	**21,000**	**51,000**	**NE**	**312,000**	**116,000**	**7,290**	**NE**	**60,300**	**1,560,000**	**1,560,000**	**93,800**	**1,250,000**	**156,000**	**5,500**	**1,560,000**	**3,120,000**	**25,200**	**93,800**	**1,250,000**	**156,000**	**156,000**	**3,120,000**	**NE**	**NE**
Industrial / Commercial MSCCs				**9,340**	**23,300**	**7,000**	**NE**	**210,000,000**	**59,400**	**140,000,000**	**11,600,000**	**23,300,000**	**23,300,000**	**4,670,000**	**105,000**	**251,000**	**NE**	**4,670,000**	**573,000**	**35,900**	**2,330,000**	**297,000**	**23,300,000**	**23,300,000**	**1,400,000**	**18,600,000**	**1,810,000**	**27,000**	**23,300,000**	**46,700,000**	**125,000**	**1,400,000**	**18,600,000**	**2,330,000**	**2,330,000**	**46,700,000**	**NE**	**NE**
92494208	MW-1 (17.5-20)	MW-01	09/04/2020	<7.36	<7.36	<7.36	<7.36	<145	<7.2	<145	<7.2	<7.2	<7.2	<7.2	<7.2	<14.5	<7.2	<7.2	<7.2	<7.2	<7.2	<7.2	<7.2	<7.2	<28.9	<72.3	<7.2	<7.2	<7.2	<7.2	<7.2	<7.2	<7.2	<7.2	<7.2	<14.5	<14.5	<7.2
92494208	MW-1 (20-22.5)	MW-01	09/04/2020	<7.57	<7.57	<7.57	<7.57	<127	<6.3	<127	<6.3	<6.3	<6.3	<6.3	<6.3	<12.7	<6.3	<6.3	<6.3	<6.3	<6.3	<6.3	<6.3	<6.3	<25.3	<63.3	<6.3	<6.3	<6.3	<6.3	<6.3	<6.3	<6.3	<6.3	<6.3	<12.7	<12.7	<6.3
92492458	MW-2 (12.5-15)	MW-02	08/25/2020	NA	NA	NA	NA	<64.6	<3.2	<64.6	<3.2	<3.2	<3.2	<3.2	<3.2	<6.5	<3.2	<3.2	<3.2	<3.2	<3.2	<3.2	<3.2	<3.2	<12.9	<32.3	<3.2	**5.6**	<3.2	<3.2	<3.2	<3.2	**4.0**	**14.0**	**3.5**	**12.0**	**8.3**	**3.6**
92492458	MW-2 (22.5-25)	MW-02	08/25/2020	NA	NA	NA	NA	<91.3	<4.6	<91.3	<4.6	<4.6	<4.6	<4.6	<4.6	<9.1	<4.6	<4.6	<4.6	<4.6	<4.6	<4.6	<4.6	<4.6	<18.3	<45.7	<4.6	<4.6	<4.6	<4.6	<4.6	<4.6	<4.6	<4.6	<4.6	<9.1	<9.1	<4.6
92492672	MW-3 (15-17.5)	MW-03	08/25/2020	NA	NA	NA	NA	<99.8	<5	<99.8	<5	<5	<5	<5	<5	<10	<5	<5	<5	<5	<5	<5	<5	<5	<20	<49.9	<5	<5	<5	<5	<5	<5	<5	<5	<5	<10	<10	<5
92492672	MW-3 (2.5-5)	MW-03	08/25/2020	NA	NA	NA	NA	<110	<5.5	<110	<5.5	<5.5	<5.5	<5.5	<5.5	<11	<5.5	<5.5	<5.5	<5.5	<5.5	<5.5	<5.5	**15.9**	<22	<55.1	<5.5	<5.5	<5.5	<5.5	<5.5	<5.5	<5.5	<5.5	<11	<11	<5.5
92493060	MW-4 (15-17.5)	MW-04	08/28/2020	<7.52	<7.52	<7.52	<7.52	<98.1	<4.9	<98.1	<4.9	<4.9	<4.9	<4.9	<4.9	<9.8	<4.9	<4.9	<4.9	<4.9	<4.9	<4.9	<4.9	<4.9	<19.6	<49	<4.9	<4.9	<4.9	<4.9	<4.9	<4.9	<4.9	<4.9	<4.9	<9.8	<9.8	<4.9
92493060	MW-4 (5-7.5)	MW-04	08/28/2020	<8.46	<8.46	<8.46	<8.46	<110	<5.5	<110	<5.5	<5.5	<5.5	<5.5	<5.5	<11	<5.5	<5.5	<5.5	<5.5	<5.5	<5.5	<5.5	<5.5	<22.1	<55.1	<5.5	<5.5	<5.5	<5.5	<5.5	<5.5	<5.5	<5.5	<5.5	<11	<11	<5.5
92493075	MW-5 (20-22.5)	MW-05	08/28/2020	<7.72	<7.72	<7.72	<7.72	<97.6	<4.9	<97.6	<4.9	<4.9	<4.9	<4.9	<4.9	<9.8	<4.9	<4.9	<4.9	<4.9	<4.9	<4.9	<4.9	<4.9	<19.5	<48.8	<4.9	<4.9	<4.9	<4.9	<4.9	<4.9	<4.9	<4.9	<4.9	<9.8	<9.8	<4.9
92493075	MW-5 (7.5-10)	MW-05	08/28/2020	<8.26	<8.26	<8.26	<8.26	<101	<5	<101	<5	<5	<5	<5	<5	<10.1	<5	<5	<5	<5	<5	<5	<5	<5	<20.1	<50.3	<5	<5	<5	<5	<5	<5	<5	<5	<5	<10.1	<10.1	<5
92493224	MW-6 (1-2.5)	MW-06	08/29/2020	<7.86	<7.86	<7.86	<7.86	<154	<7.7	<154	<7.7	<7.7	<7.7	<7.7	<7.7	<15.4	<7.7	<7.7	<7.7	<7.7	<7.7	<7.7	<7.7	<7.7	<30.9	<77.1	<7.7	<7.7	<7.7	<7.7	<7.7	<7.7	<7.7	<7.7	<7.7	<15.4	<15.4	<7.7
92493224	MW-6 (15-17.5)	MW-06	08/29/2020	<7.51	<7.51	<7.51	<7.51	<114	<5.7	<114	<5.7	<5.7	<5.7	<5.7	<5.7	<11.4	<5.7	<5.7	<5.7	<5.7	<5.7	<5.7	<5.7	<5.7	<22.7	<56.8	<5.7	<5.7	<5.7	<5.7	<5.7	<5.7	<5.7	<5.7	<5.7	<11.4	<11.4	<5.7
92493224	MW-7 (15-17.5)	MW-07	08/30/2020	<6.96	<6.96	<6.96	<6.96	<103	<5.1	<103	<5.1	<5.1	<5.1	<5.1	<5.1	<10.3	<5.1	<5.1	<5.1	<5.1	<5.1	<5.1	<5.1	<5.1	<20.5	<51.3	<5.1	<5.1	<5.1	<5.1	<5.1	<5.1	<5.1	<5.1	<5.1	<10.3	<10.3	<5.1
92493224	MW-7 (5-7.5)	MW-07	08/30/2020	<8.26	<8.26	<8.26	<8.26	<101	<5	<101	<5	<5	<5	<5	<5	<10.1	<5	<5	<5	<5	<5	<5	<5	<5	<20.2	<50.4	<5	<5	<5	<5	<5	<5	<5	<5	<5	<10.1	<10.1	<5
92493110	RW-07_(32.5-35)	MW-08	08/29/2020	<5.89	<5.89	<5.89	<5.89	<98.6	<4.9	<98.6	<4.9	<4.9	<4.9	<4.9	<4.9	<9.9	<4.9	<4.9	<4.9	<4.9	<4.9	<4.9	<4.9	<4.9	<19.7	<49.3	<4.9	<4.9	<4.9	<4.9	<4.9	<4.9	<4.9	<4.9	<4.9	<9.9	<9.9	<4.9
92493224	MW-9 (20-22.5)	MW-09	08/31/2020	<7.53	<7.53	<7.53	<7.53	<97.8	<4.9	<97.8	<4.9	<4.9	<4.9	<4.9	<4.9	<9.8	<4.9	<4.9	<4.9	<4.9	<4.9	<4.9	<4.9	<4.9	<19.6	<48.9	<4.9	<4.9	<4.9	<4.9	<4.9	<4.9	<4.9	<4.9	<4.9	<9.8	<9.8	<4.9
92493224	MW-9 (7.5-10)	MW-09	08/31/2020	<8.39	<8.39	<8.39	<8.39	<108	<5.4	<108	<5.4	<5.4	<5.4	<5.4	<5.4	<10.8	<5.4	<5.4	<5.4	<5.4	<5.4	<5.4	<5.4	<5.4	<21.5	<53.9	<5.4	<5.4	<5.4	<5.4	<5.4	<5.4	<5.4	<5.4	<5.4	<10.8	<10.8	<5.4
92493403	MW-10 (22.5-25)	MW-10	08/31/2020	<5.34	<5.34	<5.34	<5.34	<85.1	<4.3	<85.1	<4.3	<4.3	<4.3	<4.3	<4.3	<8.5	<4.3	<4.3	<4.3	<4.3	<4.3	<4.3	<4.3	<4.3	<17	<42.6	<4.3	<4.3	<4.3	<4.3	<4.3	<4.3	<4.3	<4.3	<4.3	<8.5	<8.5	<4.3
92493403	MW-10 (7.5-10)	MW-10	08/31/2020	<9.2	<9.2	<9.2	<9.2	<114	<5.7	<114	<5.7	<5.7	<5.7	<5.7	<5.7	<11.4	<5.7	<5.7	<5.7	<5.7	<5.7	<5.7	<5.7	<5.7	<22.8	<57	<5.7	<5.7	<5.7	<5.7	<5.7	<5.7	<5.7	<5.7	<5.7	<11.4	<11.4	<5.7
92493992	MW-11_(37.5-40')	MW-11	09/01/2020	<6.16	<6.16	<6.16	<6.16	<61.6	<1.23	<123	<15.4	<15.4	<6.16	<3.08	<3.08	<15.4	<3.08	<6.16	<3.08	<3.08	<1.23	<3.08	<3.08	<6.16	<30.8	<30.8	<1.23	<15.4	<6.16	<15.4	<3.08	<3.08	<6.16	<6.16	<6.16	<8.01	<4.93	<3.08
92492881	SB-118 (2.5-5)	MW-12	08/27/2020	<7.88	<7.88	<7.88	<7.88	<91.7	<4.6	<91.7	<4.6	<4.6	<4.6	<4.6	<4.6	<9.2	<4.6	<4.6	<4.6	<4.6	<4.6	<4.6	<4.6	<4.6	<18.3	<45.8	<4.6	<4.6	<4.6	<4.6	<4.6	<4.6	<4.6	<4.6	<4.6	<9.2	<9.2	<4.6
92492881	SB-118 (20-22.5)	MW-12	08/27/2020	<7.11	<7.11	<7.11	<7.11	<97.4	<4.9	<97.4	<4.9	<4.9	<4.9	<4.9	<4.9	<9.7	<4.9	<4.9	<4.9	<4.9	<4.9	<4.9	<4.9	<4.9	<19.5	<48.7	<4.9	<4.9	<4.9	<4.9	NA	<4.9	<4.9	<4.9	<4.9	<9.7	<9.7	<4.9
92493992	MW-13_(25-27.5)	MW-13	09/01/2020	<8.04	<8.04	<8.04	<8.04	<80.4	<1.61	<161	<20.2	<20.2	<8.04	<4.02	<4.02	<20.2	<4.02	<8.04	<4.02	<4.02	<1.61	<4.02	<4.02	<8.04	<40.2	<40.2	<1.61	<20.2	<8.04	<20.2	<4.02	<4.02	<8.04	<8.04	<8.04	<10.5	<6.44	<4.02
92493992	B-01_MW-14_(25'-27.5')	MW-14	09/01/2020	<7.56	<7.56	<7.56	<7.56	<106	<5.3	<106	<5.3	<5.3	<5.3	<5.3	<5.3	<10.6	<5.3	<5.3	<5.3	<5.3	<5.3	<5.3	<5.3	<5.3	<21.1	<52.9	<5.3	<5.3	<5.3	<5.3	<5.3	<5.3	<5.3	<5.3	<5.3	<10.6	<10.6	<5.3
92493643	MW-15 (27.5-29)	MW-15	09/02/2020	<7.69	<7.69	<7.69	<7.69	<97.3	<4.9	<97.3	<4.9	<4.9	<4.9	<4.9	<4.9	<9.7	<4.9	<4.9	<4.9	<4.9	<4.9	<4.9	<4.9	<4.9	<19.5	<48.7	<4.9	<4.9	<4.9	<4.9	<4.9	<4.9	<4.9	<4.9	<4.9	<9.7	<9.7	<4.9
92493643	MW-15 (5-7.5)	MW-15	09/02/2020	<8.27	<8.27	<8.27	<8.27	<105	<5.3	<105	<5.3	<5.3	<5.3	<5.3	<5.3	<10.5	<5.3	<5.3	<5.3	<5.3	<5.3	<5.3	<5.3	<5.3	<21	<52.5	<5.3	<5.3	<5.3	<5.3	<5.3	<5.3	<5.3	<5.3	<5.3	<10.5	<10.5	<5.3
92493992	B-04_MW-16_(25'-27.5')	MW-16	09/02/2020	<7.69	<7.69	<7.69	<7.69	<121	<6	<121	<6	<6	<6	<6	<6	<12.1	<6	<6	<6	<6	<6	<6	<6	<6	<24.1	<60.3	<6	<6	<6	<6	<6	<6	<6	<6	<6	<12.1	<12.1	<6
92493992	MW-17_(27.5-30)	MW-17	09/02/2020	<8.34	<8.34	<8.34	<8.34	<83.4	<1.67	<167	<20.8	<20.8	<8.34	<4.17	<4.17	<20.8	<4.17	<8.34	<4.17	<4.17	<1.67	<4.17	<4.17	<8.34	<41.7	<41.7	<1.67	<20.8	<8.34	<20.8	<4.17	<4.17	<8.34	<8.34	<8.34	**11.3**	**8.21**	<4.17
92493861	BH-03 (10-12.5)	MW-18	09/02/2020	<8.17	<8.17	<8.17	<8.17	<140	<7	<140	<7	<7	<7	<7	<7	<14	<7	<7	<7	<7	<7	<7	<7	<7	<28.1	<70.2	<7	<7	<7	<7	<7	<7	<7	<7	<7	<14	<14	<7
92493861	BH-03 (32.5-35)	MW-18	09/02/2020	<6.95	<6.95	<6.95	<6.95	<139	<6.9	<139	<6.9	<6.9	<6.9	<6.9	<6.9	<13.9	<6.9	<6.9	<6.9	<6.9	<6.9	<6.9	<6.9	<6.9	<27.7	<69.3	<6.9	<6.9	<6.9	<6.9	<6.9	<6.9	<6.9	<6.9	<6.9	<13.9	<13.9	<6.9
92493992	MW-19_(25-27.5)	MW-19	09/02/2020	<8.27	<8.27	<8.27	<8.27	<82.7	<1.65	<165	<20.7	<20.7	<8.27	<4.14	<4.14	<20.7	<4.14	<8.27	<4.14	<4.14	<1.65	<4.14	<4.14	<8.27	<41.4	<41.4	<1.65	<20.7	<8.27	<20.7	<4.14	<4.14	<8.27	<8.27	<8.27	<10.8	<6.62	<4.14
92493861	BH-04 (10-12.5)	MW-20	09/02/2020	<7.76	<7.76	<7.76	<7.76	<164	<8.2	<164	<8.2	<8.2	<8.2	<8.2	<8.2	<16.4	<8.2	<8.2	<8.2	<8.2	<8.2	<8.2	<8.2	<8.2	<32.9	<82.2	<8.2	<8.2	<8.2	<8.2	<8.2	<8.2	<8.2	<8.2	<8.2	<16.4	<16.4	<8.2
92493861	BH-04 (27.5-29)	MW-20	09/02/2020	<6.38	<6.38	<6.38	<6.38	<149	<7.5	<149	<7.5	<7.5	<7.5	<7.5	<7.5	<14.9	<7.5	<7.5	<7.5	<7.5	<7.5	<7.5	<7.5	<7.5	<29.9	<74.7	<7.5	<7.5	<7.5	<7.5	<7.5	<7.5	<7.5	<7.5	<7.5	<14.9	<14.9	<7.5
92494163	MW-21_(25-27.5)	MW-21	09/03/2020	<7.55	<7.55	<7.55	<7.55	<75.5	<1.51	<151	<18.9	<18.9	<7.55	<3.77	<3.77	<18.9	<3.77	<7.55	<3.77	<3.77	<1.51	<3.77	<3.77	<7.55	<37.7	<37.7	<1.51	<18.9	<7.55	<18.9	<3.77	<3.77	<7.55	<7.55	<7.55	<9.81	<6.04	<3.77
92494208	BH-05 (15-17.5)	MW-22	09/03/2020	<7.7	<7.7	<7.7	<7.7	<184	<9.2	<184	<9.2	<9.2	<9.2	<9.2	<9.2	<18.4	<9.2	<9.2	<9.2	<9.2	<9.2	<9.2	<9.2	<9.2	<36.8	<92	<9.2	<9.2	<9.2	<9.2	<9.2	<9.2	<9.2	<9.2	<9.2	<18.4	<18.4	<9.2
92494208	BH-05 (5.75-7.5)	MW-22	09/03/2020	<8.1	<8.1	<8.1	<8.1	<118	<5.9	<118	<5.9	<5.9	<5.9	<5.9	<5.9	<11.8	<5.9	<5.9	<5.9	<5.9	<5.9	<5.9	<5.9	<5.9	<23.5	<58.8	<5.9	<5.9	<5.9	<5.9	<5.9	<5.9	<5.9	<5.9	<5.9	<11.8	<11.8	<5.9
92494163	MW-23_(25-27.5)	MW-23	09/03/2020	<7.87	<7.87	<7.87	<7.87	<120	<6	<120	<6	<6	<6	<6	<6	<12	<6	<6	<6	<6	<6	<6	<6	<6	<24.1	<60.2	<6	<6	<6	<6	<6	<6	<6	<6	<6	<12	<12	<6
92494208	BH-06 (22.5-25)	MW-24	09/03/2020	<6.76	<6.76	<6.76	<6.76	<120	<6	<120	<6	<6	<6	<6	<6	<12	<6	<6	<6	<6	<6	<6	<6	<6	<24	<60.1	<6	<6	<6	<6	<6	<6	<6	<6	<6	<12	<12	<6
92494208	BH-06 (32.5-35)	MW-24	09/03/2020	<7.08	<7.08	<7.08	<7.08	<133	<6.7	<133	<6.7	<6.7	<6.7	<6.7	<6.7	<13.3	<6.7	<6.7	<6.7	<6.7	<6.7	<6.7	<6.7	<6.7	<26.7	<66.7	<6.7	<6.7	<6.7	<6.7	<6.7	<6.7	<6.7	<6.7	<6.7	<13.3	<13.3	<6.7
92494208	BH-07 (2.5-5)	MW-25	09/04/2020	<7.84	<7.84	<7.84	<7.84	<139	<7	<139	<7	<7	<7	<7	<7	<13.9	<7	<7	<7	<7	<7	<7	<7	<7	<27.9	<69.7	<7	<7	<7	<7	<7	<7	<7	<7	<7	<13.9	<13.9	<7
92494208	BH-07 (30-32.5)	MW-25	09/04/2020	<8.02	<8.02	<8.02	<8.02	<127	<6.3	<127	<6.3	<6.3	<6.3	<6.3	<6.3	<12.7	<6.3	<6.3	<6.3	<6.3	<6.3	<6.3	<6.3	<6.3	<25.3	<63.3	<6.3	<6.3	<6.3	<6.3	<6.3	<6.3	<6.3	<6.3	<6.3	<12.7	<12.7	<6.3
92494208	BH-08 (20-22.5)	MW-26	09/04/2020	<7.03	<7.03	<7.03	<7.03	<120	<6	<120	<6	<6	<6	<6	<6	<12	<6	<6	<6	<6	<6	<6	<6	<6	<23.9	<59.8	<6	<6	<6	<6	<6	<6	<6	<6	<6	<12	<12	<6
92494208	BH-08 (22.5-25)	MW-26	09/04/2020	<6.57	<6.57	<6.57	<6.57	<121	<6	<121	<6	<6	<6	<6	<6	<12.1	<6	<6	<6	<6	<6	<6	<6	<6	<24.2	<60.5	<6	<6	<6	<6	<6	<6	<6	<6	<6	<12.1	<12.1	<6
92494609	BH-11 (2.5-5)	MW-27	09/05/2020	<8.86	<8.86	<8.86	<8.86	<153	<7.7	<153	<7.7	<7.7	<7.7	<7.7	<7.7	<15.3	<7.7	<7.7	<7.7	<7.7	<7.7	<7.7	<7.7	<7.7	<30.7	<76.7	<7.7	<7.7	<7.7	<7.7	<7.7	<7.7	<7.7	<7.7	<7.7	<15.3	<15.3	<7.7
92494609	BH-11 (22.5-25)	MW-27	09/05/2020	<6.84	<6.84	<6.84	<6.84	<125	<6.3	<125	<6.3	<6.3	<6.3	<6.3	<6.3	<12.5	<6.3	<6.3	<6.3	<6.3	<6.3	<6.3	<6.3	<6.3	<25.1	<62.6	<6.3	<6.3	<6.3	<6.3	<6.3	<6.3	<6.3	<6.3	<6.3	<12.5	<12.5	<6.3
92494924	BH-12 (17.5-20)	MW-28	09/05/2020	<7.38	<7.38	<7.38	<7.38	<125	<6.3	<125	<6.3	<6.3	<6.3	<6.3	<6.3	<12.5	<6.3	<6.3	<6.3	<6.3	<6.3	<6.3	<6.3	<6.3	<25	<62.6	<6.3	<6.3	<6.3	<6.3	<6.3	<6.3	<6.3	<6.3	<6.3	<12.5	<12.5	<6.3
92494924	BH-12 (22.5-25)	MW-28	09/05/2020	<7.87	<7.87	<7.87	<7.87	<129	<6.4	<129	<6.4	<6.4	<6.4	<6.4	<6.4	<12.9	<6.4	<6.4	<6.4	<6.4	<6.4	<6.4	<6.4	<6.4	<25.8	<64.5	<6.4	<6.4	<6.4	<6.4	<6.4	<6.4	<6.4	<6.4	<6.4	<12.9	<12.9	<6.4
92494334	MW29-27.5-30'	MW-29	09/06/2020	<9.53	<9.53	<9.53	<9.53	<173	<8.6	<173	<8.6	<8.6	<8.6	<8.6	<8.6	<17.3	<8.6	<8.6	<8.6	<8.6	<8.6	<8.6	<8.6	<8.6	<34.6	<86.4	<8.6	<8.6	<8.6	<8.6	<8.6	<8.6	<8.6	<8.6	<8.6	<17.3	<17.3	<8.6
92494334	ER9 66-22.5-25'	MW-30	09/06/2020	<7.59	<7.59	<7.59	<7.59	<97.9	<4.9	<97.9	<4.9	<4.9	<4.9	<4.9	<4.9	<9.8	<4.9	<4.9	<4.9	<4.9	<4.9	<4.9	<4.9	<4.9	<19.6	<48.9	<4.9	<4.9	<4.9	<4.9	<4.9	<4.9	<4.9	<4.9	<4.9	<9.8	<9.8	<4.9
92494334	MW31-25-27.5'	MW-31	09/07/2020	<8.26	<8.26	<8.26	**11.6**	<101	<5.0	<101	<5.0	<5.0	<5.0	<5.0	<5.0	<10.1	<5.0	<5.0	<5.0	<5.0	<5.0	<5.0	<5.0	<5.0	<20.1	<50.3	<5.0	<5.0	<5.0	<5.0	<5.0	<5.0	<5.0	<5.0	<5.0	<10.1	<10.1	<5.0
92538150	MW-31D (15-17)	MW-31D	05/10/2021	<4.4	<4.4	<4.4	<4.4	<172	<8.6	<172	<8.6	<8.6	<8.6	<8.6	<8.6	<17.2	<8.6	<8.6	<8.6	<8.6	<8.6	<8.6	<8.6	<8.6	<34.4	<86.1	<8.6	<8.6	<8.6	<8.6	<8.6	<8.6	<8.6	<8.6	<8.6	<17.2	<17.2	<8.6
92494609	BH-15 (12.5-15)	MW-32	09/07/2020	<8.49	<8.49	<8.49	<8.49	<124	<6.2	<124	<6.2	<6.2	<6.2	<6.2	<6.2	<12.4	<6.2	<6.2	<6.2	<6.2	<6.2	<6.2	<6.2	<6.2	<24.9	<62.2	<6.2	<6.2	<6.2	<6.2	<6.2	<6.2	<6.2	<6.2	<6.2	<12.4	<12.4	<6.2
92494609	BH-15 (7.5-10)	MW-32	09/07/2020	<7.77	<7.77	<7.77	<7.77	<118	<5.9	<118	<5.9	<5.9	<5.9	<5.9	<5.9	<11.8	<5.9	<5.9	<5.9	<5.9	<5.9	<5.9	<5.9	<5.9	<23.5	<58.8	<5.9	<5.9	<5.9	<5.9	<5.9	<5.9	<5.9	<5.9	<5.9	<11.8	<11.8	<5.9
92494609	BH-14 (10-12.5)	MW-33	09/05/2020	<7.09	<7.09	<7.09	<7.09	<118	<5.9	<118	<5.9	<5.9	<5.9	<5.9	<5.9	<11.8	<5.9	<5.9	<5.9	<5.9	<5.9	<5.9	<5.9	<5.9	<23.6	<59.1	<5.9	<5.9	<5.9	<5.9	<5.9	<5.9	<5.9	<5.9	<5.9	<11.8	<11.8	<5.9
92494609	BH-14 (2.5-5)	MW-33	09/05/2020	<8.92	<8.92	<8.92	<8.92	<159	<8	<159	<8	<8	<8	<8	<8	<15.9	<8	<8	<8	<8	<8	<8	<8	<8	<31.9	<79.7	<8	<8	<8	<8	<8	<8	<8	<8	<8	<15.9	<15.9	<8
92494609	BH-13 (1-2.5)	MW-34	09/05/2020	<8.28	<8.28	<8.28	<8.28	<173	<8.6	<173	<8.6	<8.6	<8.6	<8.6	<8.6	<17.3	<8.6	<8.6	<8.6	<8.6	<8.6	<8.6	<8.6	<8.6	<34.6	<86.4	<8.6	<8.6	<8.6	<8.6	<8.6	<8.6	<8.6	<8.6	<8.6	<17.3	<17.3	<8.6
92494609	BH-13 (5-7.5)	MW-34	09/05/2020	<7.57	<7.57	<7.57	<7.57	<127	<6.4	<127	<6.4	<6.4	<6.4	<6.4	<6.4	<12.7	<6.4	<6.4	<6.4	<6.4	<6.4	<6.4	<6.4	<6.4	<25.5	<63.7	<6.4	<6.4	<6.4	<6.4	<6.4	<6.4	<6.4	<6.4	<6.4	<12.7	<12.7	<6.4
92494609	BH-16 (20-22.5)	MW-35	09/07/2020	<8.28	<8.28	<8.28	<8.28	<125	<6.3	<125	<6.3	<6.3	<6.3	<6.3	<6.3	<12.5	<6.3	<6.3	<6.3	<6.3	<6.3	<6.3	<6.3	<6.3	<25	<62.5	<6.3	<6.3	<6.3	<6.3	<6.3	<6.3	<6.3	<6.3	<6.3	<12.5	<12.5	<6.3
92494609	BH-16 (7.5-10)	MW-35	09/07/2020	<7.21	<7.21	<7.21	<7.21	<129	<6.5	<129	<6.5	<6.5	<6.5	<6.5	<6.5	<12.9	<6.5	<6.5	<6.5	<6.5	<6.5	<6.5	<6.5	<6.5	<25.9	<64.7	<6.5	<6.5	<6.5	<6.5	<6.5	<6.5	<6.5	<6.5	<6.5	<12.9	<12.9	<6.5
92494609	BH-17 (1-2.5)	MW-36	09/08/2020	<9.09	<9.09	<9.09	<9.09	<230	<11.5	<230	<11.5	<11.5	<11.5	<11.5	<11.5	<23	<11.5	<11.5	<11.5	<11.5	<11.5	<11.5	<11.5	<11.5	<46	<115	<11.5	<11.5	<11.5	<11.5	<11.5	<11.5	<11.5	<11.5	<11.5	<23	<23	<11.5
92494609	BH-17 (22.5-25)	MW-36	09/08/2020	<7.84	<7.84	<7.84	<7.84	<141	<7.1	<141	<7.1	<7.1	<7.1	<7.1	<7.1	<14.1	<7.1	<7.1	<7.1	<7.1	<7.1	<7.1	<7.1	<7.1	<28.3	<70.7	<7.1	<7.1	<7.1	<7.1	<7.1	<7.1	<7.1	<7.1	<7.1	<14.1	<14.1	<7.1
92494609	BH-18 (22.5-25)	MW-37	09/08/2020	<7.43	<7.43	<7.43	<7.43	<132	<6.6	<132	<6.6	<6.6	<6.6	<6.6	<6.6	<13.2	<6.6	<6.6	<6.6	<6.6	<6.6	<6.6	<6.6	<6.6	<26.3	<65.8	<6.6	<6.6	<6.6	<6.6	<6.6	<6.6	<6.6	<6.6	<6.6	<13.2	<13.2	<6.6
92494609	BH-18 (5-7.5)	MW-37	09/08/2020	<8.5	<8.5	<8.5	<8.5	<128	<6.4	<128	<6.4	<6.4	<6.4	<6.4	<6.4	<12.8	<6.4	<6.4	<6.4	<6.4	<6.4	<6.4	<6.4	<6.4	<25.7	<64.2	<6.4	<6.4	<6.4	<6.4	<6.4	<6.4	<6.4	<6.4	<6.4	<12.8	<12.8	<6.4
92494587	MW 38-

Table 2
Summary of Delineation Soil Sampling Results

Colonial Pipeline Company
2020-L1-SR2448
Huntersville, North Carolina

Lab Report	Sample ID	Well ID	Sample Date	MADEP VPH (mg/kg)				Volatile Organic Compounds (EPA 8260D) (µg/kg)																														
				Aliphatic (C05-C08)	Aliphatic (C09-C12)	Aromatic (C09-C10), Unadjusted	Total VPH	Acetone	Benzene	2-Butanone (MEK)	n-Butylbenzene	sec-Butylbenzene	tert-Butylbenzene	Chlorobenzene	Chloroform	Chloromethane	2-Chlorotoluene	4-Chlorotoluene	1,1-Dichloroethane	1,2-Dichloroethane	Diisopropyl ether	Ethylbenzene	Isopropylbenzene (Cumene)	p-Isopropyltoluene	Methylene Chloride	4-Methyl-2-pentanone (MIBK)	Methyl-tert-butyl ether	Naphthalene	n-Propylbenzene	Styrene	1,1,1,2-Tetrachloroethane	Tetrachloroethene	Toluene	1,2,4-Trimethylbenzene	1,3,5-Trimethylbenzene	Xylene (Total)	m&p-Xylene	o-Xylene
	Soil-to-Water MSCCs			**68**	**540**	**31**	**NE**	**24,000**	**7.2**	**16,000**	**2,400**	**2,200**	**1,700**	**440**	**340**	**14**	**NE**	**280**	**30**	**1.9**	**320**	**8,000**	**1,300**	**120**	**23**	**420**	**85**	**200**	**1,400**	**900**	**4**	**5.0**	**5,400**	**6,600**	**6,600**	**6,000**	**NE**	**NE**
	Residential MSCCs			**625**	**1,560**	**469**	**NE**	**14,000,000**	**12,000**	**9,380,000**	**782,000**	**1,560,000**	**1,560,000**	**312,000**	**21,000**	**51,000**	**NE**	**312,000**	**116,000**	**7,290**	**NE**	**60,300**	**1,560,000**	**1,560,000**	**93,800**	**1,250,000**	**156,000**	**5,500**	**1,560,000**	**3,120,000**	**25,200**	**93,800**	**1,250,000**	**156,000**	**156,000**	**3,120,000**	**NE**	**NE**
	Industrial / Commercial MSCCs			**9,340**	**23,300**	**7,000**	**NE**	**210,000,000**	**59,400**	**140,000,000**	**11,600,000**	**23,300,000**	**23,300,000**	**4,670,000**	**105,000**	**251,000**	**NE**	**4,670,000**	**573,000**	**35,900**	**2,330,000**	**297,000**	**23,300,000**	**23,300,000**	**1,400,000**	**18,600,000**	**1,810,000**	**27,000**	**23,300,000**	**46,700,000**	**125,000**	**1,400,000**	**18,600,000**	**2,330,000**	**2,330,000**	**46,700,000**	**NE**	**NE**
92495719	BH-21(12.5-15)	MW-49	09/15/2020	<7.49	<7.49	<7.49	<7.49	<111	<5.5	<111	<5.5	<5.5	<5.5	<5.5	<5.5	<11.1	<5.5	<5.5	<5.5	<5.5	<5.5	<5.5	<5.5	<5.5	<22.1	<55.3	<5.5	<5.5	<5.5	<5.5	<5.5	<5.5	<5.5	<5.5	<11.1	<11.1	<5.5	<5.5
92495719	BH-21(25-27.5)	MW-49	09/15/2020	<7.53	<7.53	<7.53	<7.53	<115	<5.8	<115	<5.8	<5.8	<5.8	<5.8	<5.8	<11.5	<5.8	<5.8	<5.8	<5.8	<5.8	<5.8	<5.8	<5.8	**99.2**	<57.5	<5.8	<5.8	<5.8	<5.8	<5.8	<5.8	<5.8	<5.8	<11.5	<11.5	<5.8	<5.8
92495719	BH-22 (17.5-20)	MW-50	09/15/2020	<7.55	<7.55	<7.55	<7.55	<149	<7.4	<149	<7.4	<7.4	<7.4	<7.4	<7.4	<14.9	<7.4	<7.4	<7.4	<7.4	<7.4	<7.4	<7.4	<7.4	<29.8	<74.5	<7.4	<7.4	<7.4	<7.4	<7.4	<7.4	<7.4	<7.4	<14.9	<14.9	<7.4	<7.4
92495719	BH-22 (25-27.5)	MW-50	09/15/2020	<8.73	<8.73	<8.73	<8.73	<136	<6.8	<136	<6.8	<6.8	<6.8	<6.8	<6.8	<13.6	<6.8	<6.8	<6.8	<6.8	<6.8	<6.8	<6.8	<6.8	<27.1	<67.8	<6.8	<6.8	<6.8	<6.8	<6.8	<6.8	<6.8	<6.8	<13.6	<13.6	<6.8	<6.8
92496432	MW-5(25-27.5)	MW-51	09/18/2020	<7.30	<7.30	<7.30	<7.30	<117	<5.8	<117	<5.8	<5.8	<5.8	<5.8	<5.8	<11.7	<5.8	<5.8	<5.8	<5.8	<5.8	<5.8	<5.8	<5.8	<23.4	<58.4	<5.8	<5.8	<5.8	<5.8	<5.8	<5.8	<5.8	<5.8	<11.7	<11.7	<5.8	<5.8
92497523	MW-52 (25-27.5)	MW-52	09/23/2020	<7.62	<7.62	**2.68**	**2.68**	<126	<6.3	<126	<6.3	<6.3	<6.3	<6.3	<6.3	<12.6	<6.3	<6.3	<6.3	<6.3	<6.3	<6.3	<6.3	<6.3	<25.1	<62.8	<6.3	<6.3	<6.3	<6.3	<6.3	<6.3	<6.3	<6.3	<12.6	<12.6	<6.3	<6.3
92498039	MW-54 (15'-17.5')	MW-54	09/28/2020	<8.26	<8.26	<8.26	<8.26	<104	<5.2	<104	<5.2	<5.2	<5.2	<5.2	<5.2	<10.4	<5.2	<5.2	<5.2	<5.2	<5.2	<5.2	<5.2	<5.2	<20.8	<51.9	<5.2	<5.2	<5.2	<5.2	<5.2	<5.2	<5.2	<5.2	<10.4	<10.4	<5.2	<5.2
92498039	MW-55 (58')	MW-55	09/29/2020	<6.26	<6.26	<6.26	<6.26	<99.8	<5.0	<99.8	<5.0	<5.0	<5.0	<5.0	<5.0	<10	<5.0	<5.0	<5.0	<5.0	<5.0	<5.0	<5.0	<5.0	<20.0	<49.9	<5.0	<5.0	<5.0	<5.0	<5.0	<5.0	<5.0	<5.0	<10	<10	<5.0	<5.0
92498395	MW-56 @ 15'	MW-56	09/30/2020	<6.86	<6.86	<6.86	<6.86	<107	<5.4	<107	<5.4	<5.4	<5.4	<5.4	<5.4	<10.7	<5.4	<5.4	<5.4	<5.4	<5.4	<5.4	<5.4	<5.4	<21.4	<53.6	<5.4	<5.4	<5.4	<5.4	<5.4	<5.4	<5.4	<5.4	<10.7	<10.7	<5.4	<5.4
92498395	MW-57 @ 12'	MW-57	09/30/2020	<8.05	<8.05	<8.05	<8.05	<114	<5.7	<114	<5.7	<5.7	<5.7	<5.7	<5.7	<11.4	<5.7	<5.7	<5.7	<5.7	<5.7	<5.7	<5.7	<5.7	<22.7	<56.9	<5.7	<5.7	<5.7	<5.7	<5.7	<5.7	<5.7	<5.7	<11.4	<11.4	<5.7	<5.7
92498540	MW-58 @30'	MW-58	10/02/2020	NA	NA	NA	NA	<123	<6.2	<123	<6.2	<6.2	<6.2	<6.2	<6.2	<12.3	<6.2	<6.2	<6.2	<6.2	<6.2	<6.2	<6.2	<6.2	<24.7	<61.7	<6.2	<6.2	<6.2	<6.2	<6.2	<6.2	<6.2	<6.2	<12.3	<12.3	<6.2	<6.2
92498670	MW-59@30	MW-59	10/02/2020	<5.70	<6.48	**1.95J**	<6.48	<113	<5.7	<113	<5.7	<5.7	<5.7	<5.7	<5.7	<11.3	<5.7	<5.7	<5.7	<5.7	<5.7	<5.7	<5.7	<5.7	<22.6	<56.6	<5.7	<5.7	<5.7	<5.7	<5.7	<5.7	<5.7	<5.7	<11.3	<11.3	<5.7	<5.7
92498670	MW-60@25-27.5	MW-60	10/03/2020	NA	NA	NA	NA	<126	<6.3	**59.6J**	<6.3	<6.3	<6.3	<6.3	<6.3	<12.6	<6.3	<6.3	<6.3	<6.3	<6.3	<6.3	<6.3	<6.3	**67.0**	<63.0	<6.3	<6.3	<6.3	<6.3	<6.3	<6.3	<6.3	<6.3	<12.6	<12.6	<6.3	<6.3
92512978	MW-64 (36'-38')	MW-64	12/17/2020	<6.60	**6.74**	**11.1**	**17.8**	<126	<6.3	<126	<6.3	<6.3	<6.3	<6.3	<6.3	<12.6	<6.3	<6.3	<6.3	<6.3	<6.3	<6.3	<6.3	<6.3	<25.1	<62.8	<6.3	<6.3	<6.3	<6.3	<6.3	<6.3	<6.3	<6.3	<12.6	<12.6	<6.3	<6.3
92513387	MW-65 (25')	MW-65	12/22/2020	<7.30	<7.30	<7.30	<7.30	<152	<7.6	<152	<7.6	<7.6	<7.6	<7.6	<7.6	<15.2	<7.6	<7.6	<7.6	<7.6	<7.6	<7.6	<7.6	<7.6	<30.3	<75.9	<7.6	<7.6	<7.6	<7.6	<7.6	<7.6	<7.6	<7.6	<15.2	<15.2	<7.6	<7.6
92513891	MW-66 40'-42'	MW-66	12/22/2020	<5.83	<5.83	<5.83	<5.83	<59.1	<1.18	<118	<14.8	<14.8	<5.91	<2.96	<2.96	<14.8	<2.96	<5.91	<2.96	<2.96	<1.18	<2.96	<2.96	<5.91	<29.6	<29.6	<1.18	<14.8	<5.91	<14.8	<2.96	<2.96	<5.91	<5.91	<5.91	<7.68	NA	NA
92513891	MW-66 40'-42'	MW-66	12/22/2020	<7.96	<7.96	<7.96	<7.96	<57.7	<1.15	<115	<14.4	<14.4	<5.77	<2.88	<2.88	<14.4	<2.88	<5.77	<2.88	<2.88	<1.15	<2.88	<2.88	<5.77	<28.8	<28.8	<1.15	<14.4	<5.77	<14.4	<2.88	<2.88	<5.77	<5.77	<5.77	<7.5	NA	NA
92513380	PMW 67 36-37	MW-67	12/21/2020	<6.21	<6.21	<6.21	<6.21	<62.1	<1.24	<124	<15.5	<15.5	<6.21	<3.1	<3.1	<15.5	<3.1	<6.21	<3.1	<3.1	<1.24	<3.1	<3.1	<6.21	<31	<31	<1.24	<15.5	<6.21	<15.5	<3.1	<3.1	<6.21	<6.21	<6.21	<8.07	NA	NA
92513380	PMW-67 36-37	MW-67	12/21/2020	<6.28	<6.28	<6.28	<6.28	<62.8	<1.26	<126	<15.7	<15.7	<6.28	<3.14	<3.14	<15.7	<3.14	<6.28	<3.14	<3.14	<1.26	<3.14	<3.14	<6.28	<31.4	<31.4	<1.26	<15.7	<6.28	<15.7	<3.14	<3.14	<6.28	<6.28	<6.28	<8.16	NA	NA
92513891	MW-68 30'-32'	MW-68	12/23/2020	<7.93	<7.93	<7.93	<7.93	<247	<12.4	<247	<12.4	<12.4	<12.4	<12.4	<12.4	<24.7	<12.4	<12.4	<12.4	<12.4	<12.4	<12.4	<12.4	<12.4	<12.4	<49.4	<124	<12.4	<12.4	<12.4	<12.4	<12.4	<12.4	<12.4	<24.7	<24.7	<12.4	<12.4
92512978	MW-69 (44'-46')	MW-69	12/15/2020	<6.61	**13.7**	**15.0**	**32.0**	<133	<6.7	<133	<6.7	<6.7	<6.7	<6.7	<6.7	<13.3	<6.7	<6.7	<6.7	<6.7	<6.7	<6.7	<6.7	<6.7	<26.6	<66.6	<6.7	<6.7	<6.7	<6.7	<6.7	<6.7	<6.7	<6.7	<13.3	<13.3	<6.7	<6.7
92514963	MW-71 (50-52)	MW-71	01/05/2021	<5.81	**22.2**	<5.81	**30.2**	<142	<7.1	<142	<7.1	<7.1	<7.1	<7.1	<7.1	<14.2	<7.1	<7.1	<7.1	<7.1	<7.1	<7.1	<7.1	<7.1	<28.3	<70.8	<7.1	<7.1	<7.1	<7.1	<7.1	<7.1	<7.1	<7.1	<14.2	<14.2	<7.1	<7.1
92521220	MW-74 (15'-17')	MW-74	02/06/2021	<7.79	<7.79	<7.79	<7.79	<77.9	<1.56	<156	<19.5	<19.5	<7.79	<3.89	<3.89	<19.5	<3.89	<7.79	<3.89	<3.89	<1.56	<3.89	<3.89	<7.79	<38.9	<38.9	<1.56	<19.5	<7.79	<19.5	<3.89	<3.89	<7.79	<7.79	<7.79	<10.1	NA	NA
92521220	MW-75 (30'-32')	MW-75	02/06/2021	<8.27	<8.27	<8.27	<8.27	<82.7	<1.65	<165	<20.7	<20.7	<8.27	<4.13	<4.13	<20.7	<4.13	<8.27	<4.13	<4.13	<1.65	<4.13	<4.13	<8.27	<41.3	<41.3	<1.65	<20.7	<8.27	<20.7	<4.13	<4.13	<8.27	<8.27	<8.27	<10.8	NA	NA
92521595	MW-76 (25'-27')	MW-76	02/10/2021	<6.42	<6.42	<6.42	<6.42	<61.5	<1.23	<123	<15.4	<15.4	<6.15	<3.07	<3.07	<15.4	<3.07	<6.15	<3.07	<3.07	<1.23	<3.07	<3.07	<6.15	<30.7	<30.7	<1.23	<15.4	<6.15	<15.4	<3.07	<3.07	<6.15	<6.15	<6.15	<7.99	<4.92	<3.07
92525140	MW-80 (20-22)	MW-80	03/02/2021	<7.940	<7.940	<7.940	<7.940	<78.3	<1.57	<157	<19.6	<19.6	<7.83	<3.92	<3.92	<19.6	<3.92	<7.83	<3.92	<3.92	<1.57	<3.92	<3.92	<7.83	<39.2	<39.2	<1.57	<19.6	<7.83	<19.6	<3.92	<3.92	<7.83	<7.83	<7.83	<10.2	<6.27	<3.92
92525771	MW-81 (15'-17')	MW-81	03/03/2021	<7.43	<7.43	<7.43	<7.43	<71.9	<1.44	<144	**96.3**	**49.2**	<7.19	<3.59	<3.59	<18.0	<3.59	**212**	<3.59	<3.59	<1.44	**9.39**	**43.7**	<7.19	<35.9	<35.9	<1.44	<18.0	**222**	<18.0	<3.59	<3.59	<7.19	**29.2**	<7.19	<9.35	**6.61**	<3.59
92525771	MW-82 (15'-17')	MW-82	03/03/2021	<7.27	<7.27	<7.27	<7.27	<90.5	<1.81	<181	**95.4**	**47.6**	<9.05	<4.53	<4.53	<22.6	<4.53	<9.05	<4.53	<4.53	<1.81	**6.20**	**37.5**	**18.4**	<45.3	<45.3	<1.81	<22.6	**170**	<22.6	<4.53	<4.53	<9.05	**31.4**	**18.5**	<11.8	<7.24	<4.53
92527131	MW-83 (40-42)	MW-83	03/05/2021	<6.02	<6.02	<6.02	<6.02	<60.3	<1.21	<121	<15.1	<15.1	<6.03	<3.01	<3.01	<15.1	<3.01	<6.03	<3.01	<3.01	<1.21	<3.01	<3.01	<6.03	<30.1	<30.1	<1.21	<15.1	<6.03	<15.1	<3.01	<3.01	<6.03	<6.03	<6.03	<7.83	<4.82	<3.01
92527131	MW-84 (20-22)	MW-84	03/06/2021	<8.34	<8.34	<8.34	<8.34	<80.3	<1.61	<161	<20.0	<20.0	<8.03	<4.02	<4.02	<20.0	<4.02	<8.03	<4.02	<4.02	<1.61	<4.02	<4.02	<8.03	<40.2	<40.2	<1.61	<20.0	<8.03	<20.0	<4.02	<4.02	<8.03	<8.03	<8.03	<10.4	<6.42	<4.02
92534559	MW-87_20210421	MW-87	05/06/2021	<3.6	<3.6	<3.6	<3.6	<122	<6.1	<122	<6.1	<6.1	<6.1	<6.1	<6.1	<12.2	<6.1	<6.1	<6.1	<6.1	<6.1	<6.1	<6.1	<6.1	<24.5	<61.2	<6.1	<6.1	<6.1	<6.1	<6.1	<6.1	<6.1	<6.1	<12.2	<12.2	<6.1	<6.1
92535726	MW-88 20-22_20210427	MW-88	04/27/2021	<5.7	<5.7	<5.7	<5.7	<183	<9.2	<183	<9.2	<9.2	<9.2	<9.2	<9.2	<18.3	<9.2	<9.2	<9.2	<9.2	<9.2	<9.2	<9.2	<9.2	<36.6	<91.5	<9.2	<9.2	<9.2	<9.2	<9.2	<9.2	<9.2	<9.2	<18.3	<18.3	<9.2	<9.2
92535726	MW-88 50-52_20210427	MW-88	04/27/2021	<6.8	<6.8	<6.8	<6.8	<183	<9.2	<183	<9.2	<9.2	<9.2	<9.2	<9.2	<18.3	<9.2	<9.2	<9.2	<9.2	<9.2	<9.2	<9.2	<9.2	<36.7	<91.7	<9.2	<9.2	<9.2	<9.2	<9.2	<9.2	<9.2	<9.2	<18.3	<18.3	<9.2	<9.2
92535726	MW-88 52-54_20210428	MW-88	04/27/2021	<4.5	<4.5	<4.5	<4.5	<190	<9.5	<190	<9.5	<9.5	<9.5	<9.5	<9.5	<19	<9.5	<9.5	<9.5	<9.5	<9.5	<9.5	<9.5	<9.5	<38	<95	<9.5	<9.5	<9.5	<9.5	<9.5	<9.5	<9.5	<9.5	<19	<19	<9.5	<9.5
92536024	MW-89 38-40_20210429	MW-89	04/29/2021	<4.6	<4.6	<4.6	<4.6	<184	<9.2	<184	<9.2	<9.2	<9.2	<9.2	<9.2	<18.4	<9.2	<9.2	<9.2	<9.2	<9.2	<9.2	<9.2	<9.2	<36.9	<92.2	<9.2	<9.2	<9.2	<9.2	<9.2	<9.2	<9.2	<9.2	<18.4	<18.4	<9.2	<9.2
92536024	MW-89 50-52_20210429	MW-89	04/29/2021	<4.1	<4.1	<4.1	<4.1	<177	<8.9	<177	<8.9	<8.9	<8.9	<8.9	<8.9	<17.7	<8.9	<8.9	<8.9	<8.9	<8.9	<8.9	<8.9	<8.9	<35.5	<88.7	<8.9	<8.9	<8.9	<8.9	<8.9	<8.9	<8.9	<8.9	<17.7	<17.7	<8.9	<8.9
92536024	MW-89 52-54_20210429	MW-89	04/29/2021	<4.3	<4.3	<4.3	<4.3	<163	<8.2	<163	<8.2	<8.2	<8.2	<8.2	<8.2	<16.3	<8.2	<8.2	<8.2	<8.2	<8.2	<8.2	<8.2	<8.2	<32.7	<81.7	<8.2	<8.2	<8.2	<8.2	<8.2	<8.2	<8.2	<8.2	<16.3	<16.3	<8.2	<8.2
92539536	PMW-90D (18'-20')	MW-90D	05/17/2021	**424**	**602**	**226**	**1,030**	**1,100J**	**291**	<,1360	**2,640**	<67.8	<67.8	<67.8	<67.8	<136	<67.8	<67.8	<67.8	<67.8	**71.0**	**9,200**	**1,570**	**2,120**	<271	**1,310**	<67.8	**5,300**	**5,470**	<67.8	<67.8	<67.8	**8,520**	**36,700**	**8,890**	**58,800**	**40,000**	**18,800**
92539923	PMW-91D(14'-16')	MW-91D	05/18/2021	**2,820**	**1,800**	**439**	**4,620**	<4,360	**4,740**	<4,360	**6,530**	<218	<218	<218	<218	<436	<218	<218	<218	<218	**782**	**55,000**	**5,170**	**4,910**	<873	**6,440**	**114J**	**10,200**	<218	<218	<218	<218	**94,700**	**98,100**	<218	**320,000**	**226,000**	**94,800**
92492881	RW-4 (15-17.5) Duplicate	RW-4	08/27/2020	NA	NA	NA	NA	<95	<4.7	<95	<4.7	<4.7	<4.7	<4.7	<4.7	<9.5	<4.7	<4.7	<4.7	<4.7	<4.7	<4.7	<4.7	<4.7	<19	<47.5	<4.7	<4.7	<4.7	<4.7	<4.7	<4.7	<4.7	**5.1**	<4.7	<4.7	<9.5	<9.5	<4.7
92492881	RW-4 (15-17.5)	RW-04	08/27/2020	<7.53	<7.53	<7.53	<7.53	<95	<4.7	<95	<4.7	<4.7	<4.7	<4.7	<4.7	<9.5	<4.7	<4.7	<4.7	<4.7	<4.7	<4.7	<4.7	<4.7	<19	<47.5	<4.7	<4.7	<4.7	<4.7	<4.7	<4.7	<4.7	<4.7	<9.5	<9.5	<4.7	<4.7
92492881	RW-4 (20.22.5)	RW-04	08/27/2020	<7.37	<7.37	<7.37	<7.37	<88.1	<4.4	<88.1	<4.4	<4.4	<4.4	<4.4	<4.4	<8.8	<4.4	<4.4	<4.4	<4.4	<4.4	**4.6**	<4.4	<4.4	<17.6	<44	<4.4	**7.5**	<4.4	<4.4	<4.4	<4.4	**24.3**	**11.3**	<4.4	**24.9**	**14.6**	**10.2**
92493095	RW-5_(30-32.5)	RW-05	08/28/2020	**11.3**	**12.7**	<6.95	NA	<638	**1,470**	<638	**704**	<31.9	<31.9	<31.9	<31.9	<63.8	<31.9	<31.9	<31.9	<31.9	<31.9	**5,920**	**641**	**631**	<128	<319	<31.9	**2,010**	<31.9	<31.9	<31.9	<31.9	**18,800**	**14,800**	**4,260**	**32,400**	**23,100**	**9,320**
92493096	RW-6_(37.5-40)	RW-06	08/28/2020	**392**	**641**	**259**	NA	<1,570	**1,130**	<1,570	**2,990**	<78.5	<78.5	<78.5	<78.5	<157	<78.5	<78.5	<78.5	<78.5	<78.5	**14,200**	**1,890**	<78.5	<314	<785	<78.5	**10,100**	<78.5	<78.5	<78.5	<78.5	**29,800**	**53,100**	**14,900**	**83,600**	**58,000**	**25,700**
92493643	BH-02 (27.5-30)	RW-07	09/02/2020	**904**	**770**	**438**	**2,110**	<310	**457**	<310	<15.5	<15.5	<15.5	<15.5	<15.5	<31	<15.5	<15.5	<15.5	<15.5	**40.4**	**3,490**	<15.5	**488**	**89.6**	<155	<15.5	**1,980**	<15.5	<15.5	<15.5	<15.5	**7,530**	**10,900**	**2,950**	**21,500**	**14,700**	**6,760**
92493643	BH-02 (32.5-35)	RW-07	09/02/2020	**6,960**	**3,750**	**1,650**	**12,400**	<11,800	**24,400**	<11,800	<592	<592	<592	<592	<592	<1180	<592	<592	<592	<592	**1,280**	**147,000**	<592	<592	<2,370	<5,920	<592	**35,900**	<592	<592	<592	<592	**399,000**	**326,000**	**89,800**	**856,000**	**600,000**	**256,000**
92493136	RW-09_(22.5-25)	RW-09	08/30/2020	<7.38	<7.38	<7.38	NA	<108	**66.5**	<108	<5.4	<5.4	<5.4	<5.4	<5.4	<10.8	<5.4	<5.4	<5.4	<5.4	<5.4	**78.4**	<5.4	**12.9**	<21.7	<54.2	<5.4	**20.5**	<5.4	<5.4	<5.4	<5.4	**269**	**219**	**67.6**	**436**	**313**	**123**
92493992	RW-11_(25-27.5)	RW-11	09/02/2020	<6.72	<6.72	<6.72	<6.72	<67.2	**34**	<134	**23.5**	<16.8	<6.72	<3.36	<3.36	<16.8	<3.36	<6.72	<3.36	<3.36	**3.87**	**34.4**	**5.87**	<6.72	<33.6	<33.6	<1.34	<16.8	<6.72	<16.8	<3.36	<3.36	**224**	**27.7**	<6.72	<8.74	**131**	**46.1**
92493992	RW-11_(27.5-30)	RW-11	09/02/2020	**201**	**76.2**	**41.1**	**319**	<60.3	**912**	<121	**1,070**	**380**	<6.03	<3.01	<3.01	<15.1	<3.01	<6.03	<3.01	<3.01	<1.21	**4,260**	**839**	**248**	<30.1	<30.1	**8.16**	**1,770**	**1,640**	<15.1	<3.01	<3.01	**11,500**	**10,800**	**2,700**	**22,400**	**16,000**	**6,340**
92494609	BH-10 (10-12.5)	RW-18	09/04/2020	<8.49	<8.49	<8.49	<8.49	<152	<7.6	<152	<7.6	<7.6	<7.6	<7.6	<7.6	<15.2	<7.6	<7.6	<7.6	<7.6	<7.6	**12.4**	<7.6	<7.6	<30.5	<76.2	<7.6	<7.6	<7.6	<7.6	<7.6	<7.6	**58.5**	**18.8**	<7.6	**59.2**	**40.1**	**19.1**
92494609	BH-10 (22.5-25)	RW-18	09/04/2020	**344**	**711**	**311**	**1,060**	<2,860	**913**	<2,860	<143	<143	<143	<143	<143	<286	<143	<143	<143	<143	<143	**18,200**	<143	<143	<573	<1430	<143	**10,300**	<143	<143	<143	<143	**28,400**	**78,000**	**22,300**	**112,000**	**76,200**	**35,500**
92497664	RW-36 (22.5-25)	RW-36	09/27/2020	<6.78	<6.78	**2.39**	**2.39**	<146	<7.3	<146	<7.3	<7.3	<7.3	<7.3	<7.3	<14.6	<7.3	<7.3	<7.3	<7.3	<7.3	<7.3	<7.3	<7.3	<29.1	<72.8	<7.3	<7.3	<7.3	<7.3	<7.3	<7.3	<7.3	<7.3	<7.3	<14.6	<14.6	<7.3
92497664	RW-37 (25-30)	RW-37	09/27/2020	<6.79	<6.79	**2.35**	**2.35**	<129	<6.4	<129	<6.4	<6.4	<6.4	<6.4	<6.4	<12.9	<6.4	<6.4	<6.4	<6.4	<6.4	<6.4	<6.4	<6.4	<25.7	<64.3	<6.4	<6.4	<6.4	<6.4	<6.4	<6.4	<6.4	<6.4	<12.9	<12.9	<6.4	<6.4
92498670	RW-40@25-27.5	RW-40	10/03/2020	NA	NA	NA	NA	<116	<5.8	**55.1J**	<5.8	<5.8	<5.8	<5.8	<5.8	<11.6	<5.8	<5.8	<5.8	<5.8	<5.8	<5.8	<5.8	<5.8	**47.2**	<57.8	<5.8	<5.8	<5.8	<5.8	<5.8	<5.8	<5.8	<5.8	<11.6	<11.6	<5.8	<5.8
92509149	PMW-11@ (46'-48')	MW-48	11/30/2020	**113**	**284**	**321**	**397**	<130	**32.2**	<130	**465**	<6.5	<6.5	<6.5	<6.5	<13	<6.5	<6.5	<6.5	<6.5	**705**	**157**	<6.5	<26	**167**	<6.5	**1,680**	**662**	<6.5	<6.5	<6.5	<6.5	**798**	**5,990**	**1,720**	**3,930**	**2,560**	**1,380**
92518156	RW-51(45-47)	RW-51	01/18/2021	**1,290**	**1,280**	**589**	**3,160**	<5,370	**7,260**	<10,700	**6,670**	**2,510**	<537	<269	<269	<1340	<269	<537	<269	<269	**513**	**57,700**	**6,650**	**1,440**	<2,690	<2,690	<107	**18,500**	**25,400**	<1,340	<269	<269	**136,000**	**133,000**	**43,000**	**310,000**	NA	NA
92518156	RW-52(30-32)	RW-52	01/18/2021	**2,640**	**2,360**	**709**	**5,720**	<15,700	**60,100**	<31,500	**4,580**	<3,930	<1570	<787	<787	<3930	<787	<1,570	<787	<787	**1,700**	**140,000**	**10,000**	<1,570	<7,870	<7,870	<315	**38,200**	**35,700**	<3,930	<787	<787	**681,000**	**186,000**	**50,200**	**703,000**	NA	NA
92520906	HCW-24	HCW-24	02/06/2021	**7.11**	<5.64	<5.64	**7.11**	<56.6	<1.13	<113	<14.1	<14.1	<5.66	<2.83	<2.83	<14.1	<2.83	<5.66	<2.83	<2.83	<1.13	<2.83	<2.83	<5.66	<28.3	<28.3	<1.13	<14.1	<5.66	<14.1	<2.83	<2.83	<5.66	<5.66	<5.66	<7.36	NA	NA
92537163	RW-63 40-42	RW-63	05/05/2021	**19,200**	**18,200**	**5,130**	**37,500**	<30,400	**21,700**	<30,400	**55,100**	<1,520	<1520	<1,520	<1520	<3040	<1,520	<1,520	<1520	<1,520	**4,760**	**440,000**	**48,500**	**49,900**	<6,090	**26,200**	<1,520	**130,000**	**184,000**	<1,520	<1,520	<1,520	**813,000**	**1,110,000**	**323,000**	**2,660,000**	**1,850,000**	**808,000**
92537163	RW-63 42-44	RW-63	05/05/2021	**26,400**	**20,000**	**5,630**	**46,300**	<34,900	**50,500**	<34,900	**61,300**	<1,750	<1750	<1,750	<1750	<3490	<1,750	<1,750	<1750	<1,750	**10,900**	**578,000**	**61,700**	**57,500**	<6,980	<17,500	<1,750	**174,000**	**222,000**	<1,750	<1,750	<1,750	**1,230,000**	**1,370,000**	**395,000**	**3,450,000**	**2,400,000**	**1,050,000**
92537482	RW-64 10-12_20210506	RW-64	05/06/2021	**100**	**97.0**	**27.4**	**197**	<221	**1,280**	<221	<11.1	<11.1	<11.1	<11.1	<11.1	<22.1	<11.1	<11.1	<11.1	<11.1	**239**	**1230**	**72.0**	**56.4**	<44.2	<111	<11.1	**169**	**246**	<11.1	<11.1	<11.1	**8,030**	**1,630**	<11.1	**7,460**	**5,220**	**2,250**
92537482	RW-64 20-22_20210506	RW-64	05/06/2021	**8,610**	**6,760**	**1,600**	**15,400**	<11,800	**13,700**	<11,800	**17,800**	<591	<591	<591	<591	<1180	<591	<591	<591	<591	**1,430**	**182,000**	**17,200**	**15,900**	<2,370	**14,600**	<591	**36,900**	**62,500**	<591	<591	<591	**411,000**	**351,000**	**101,000**	**1,060,000**	**751,000**	**314,000**
92537482	RW-65 4-6_20210506	RW-65	05/06/2021	**18.2**	<6.3	<6.3	**21.4**

Table 2
Summary of Delineation Soil Sampling Results

Colonial Pipeline Company
2020-L1-SR2448
Huntersville, North Carolina

Lab Report	Sample ID	Well ID	Sample Date	MADEP VPH (mg/kg)				Volatile Organic Compounds (EPA 8260D) (µg/kg)																														
				Aliphatic (C05-C08)	Aliphatic (C09-C12)	Aromatic (C09-C10), Unadjusted	Total VPH	Acetone	Benzene	2-Butanone (MEK)	n-Butylbenzene	sec-Butylbenzene	tert-Butylbenzene	Chlorobenzene	Chloroform	Chloromethane	2-Chlorotoluene	4-Chlorotoluene	1,1-Dichloroethane	1,2-Dichloroethane	Diisopropyl ether	Ethylbenzene	Isopropylbenzene (Cumene)	p-Isopropyltoluene	Methylene Chloride	4-Methyl-2-pentanone (MIBK)	Methyl-tert-butyl ether	Naphthalene	n-Propylbenzene	Styrene	1,1,1,2-Tetrachloroethane	Tetrachloroethene	Toluene	1,2,4-Trimethylbenzene	1,3,5-Trimethylbenzene	Xylene (Total)	m&p-Xylene	o-Xylene
Soil-to-Water MSCCs				68	540	31	NE	24,000	7.2	16,000	2,400	2,200	1,700	440	340	14	NE	280	30	1.9	320	8,000	1,300	120	23	420	85	200	1,400	900	4	5.0	5,400	6,600	6,600	6,000	NE	NE
Residential MSCCs				625	1,560	469	NE	14,000,000	12,000	9,380,000	782,000	1,560,000	1,560,000	312,000	21,000	51,000	NE	312,000	116,000	7,290	NE	60,300	1,560,000	1,560,000	93,800	1,250,000	156,000	5,500	1,560,000	3,120,000	25,200	93,800	1,250,000	156,000	156,000	3,120,000	NE	NE
Industrial / Commercial MSCCs				9,340	23,300	7,000	NE	210,000,000	59,400	140,000,000	11,600,000	23,300,000	23,300,000	4,670,000	105,000	251,000	NE	4,670,000	573,000	35,900	2,330,000	297,000	23,300,000	23,300,000	1,400,000	18,600,000	1,810,000	27,000	23,300,000	46,700,000	125,000	1,400,000	18,600,000	2,330,000	2,330,000	46,700,000	NE	NE
92541460	RW-69 16-18_20210528	RW-69	05/28/2021	6,540	2,790	847	9,330	<8,950	30,100	<8,950	10,800	<447	<447	<447	<447	<895	<447	<447	<447	<447	<447	113,000	10,100	9,000	<1,790	<4,470	<447	23,600	<447	<447	<447	<447	432,000	241,000	62,400	600,000	433,000	167,000
92541460	RW-69 28-30_20210528	RW-69	05/28/2021	6,110	4,460	1,240	10,600	<8,580	14,000	<8,580	11,800	<429	<429	<429	<429	<858	<429	<429	<429	<429	1,260	120,000	11,600	11,100	<1,720	<4,290	<429	29,600	<429	<429	<429	<429	292,000	259,000	63,400	697,000	490,000	207,000
92541460	RW-69 34-35_20210528	RW-69	05/28/2021	24,200	27,400	8,030	51,600	<30,200	28,800	<30,200	35,800	<1,510	<1,510	<1,510	<1510	<3020	<,1510	<1,510	<1,510	<1,510	1,980	331,000	34,200	34,100	<6,040	<15,100	<1,510	92,500	<1,510	<1,510	<1,510	<1,510	762,000	823,000	203,000	1,920,000	1,350,000	567,000
92554243	RW-70 46-48_20210806	RW-70	08/06/2021	15,200	4,120	1,770	21,100	<40,500	130,000	<40,500	<2,030	<2,030	<2,030	<2,030	<2,030	<2,030	<2,030	<2,030	<2,030	<2,030	7,130	297,000	<2,030	<2,030	<8,110	<20,300	<2,030	87,300	<2,030	13,200	<2,030	<2,030	1,270,000	557,000	151,000	1,480,000	1,030,000	442,000
92551500	RW-71_20210721	RW-71	07/21/2021	<4.9	<4.9	<4.9	<4.9	<124	11.2	<124	<6.2	<6.2	<6.2	<6.2	<6.2	<12.4	<6.2	<6.2	<6.2	<6.2	<6.2	28.6	3.6J	<6.2	<24.7	<61.9	<6.2	4.6J	<6.2	<6.2	<6.2	<6.2	79.0	56.0	19.1	152	113	38.7
92551500	RW-72 (54-56)_20210721	RW-72	07/21/2021	<5.3	<5.3	<5.3	<5.3	<111	<5.6	<111	<5.6	<5.6	<5.6	<5.6	<5.6	<11.1	<5.6	<5.6	<5.6	<5.6	<5.6	<5.6	<5.6	<5.6	<22.2	<55.6	<5.6	<5.6	<5.6	<5.6	<5.6	<5.6	3.9J	<5.6	<5.6	<11.1	<11.1	<5.6
92551964	RW-73 (54-56)_20210727	RW-73	07/27/2021	<2.9	<2.9	<2.9	<2.9	<111	<5.5	<111	<5.5	<5.5	<5.5	<5.5	<5.5	<11.1	<5.5	<5.5	<5.5	<5.5	<5.5	<5.5	<5.5	<5.5	<22.2	<55.5	<5.5	<5.5	<5.5	<5.5	<5.5	<5.5	3J	<5.5	<5.5	<11.1	<11.1	<5.5
92553562	RW-74 70-72_20210802	RW-74	08/02/2021	207	42.1	14.7	264	<124	155	<124	60.1	<6.2	<6.2	<6.2	<6.2	<12.4	<6.2	<6.2	<6.2	<6.2	52.6	548	51.4	49.1	<24.9	<62.2	<6.2	97.5	187	21.2	<6.2	<6.2	1,330	1,010	283	2,770	2,020	746
92553562	RW-75 50-52_20210803	RW-75	08/03/2021	<3.6	<3.6	<3.6	<3.6	<137	<6.8	<137	<6.8	<6.8	<6.8	<6.8	<6.8	<13.7	<6.8	<6.8	<6.8	<6.8	<6.8	<6.8	<6.8	<6.8	<27.4	<68.4	<6.8	<6.8	<6.8	<6.8	<6.8	<6.8	4.7J	<6.8	<6.8	<13.7	<13.7	<6.8
92553633	RW-76_20210804	RW-76	08/04/2021	<4.6	<4.6	<4.6	<4.6	<169	<8.4	<169	<8.4	<8.4	<8.4	<8.4	<8.4	<16.9	<8.4	<8.4	<8.4	<8.4	<8.4	<8.4	<8.4	<8.4	<33.7	<84.3	<8.4	<8.4	<8.4	<8.4	<8.4	<8.4	6.1J	<8.4	<8.4	<16.9	<16.9	<8.4
92555328	RW-77 (38-40)_20210811	RW-77	08/11/2021	31.9	18.3	<3.2	51.3	<122	106	<122	<6.1	<6.1	<6.1	<6.1	<6.1	<12.2	<6.1	<6.1	<6.1	<6.1	47.0	81.1	<6.1	17.8	<24.3	<60.8	<6.1	132	<6.1	<6.1	<6.1	<6.1	364	238	<6.1	440	265	175
92555328	RW-77 (54-46)_20210811	RW-77	08/11/2021	7.8	5.2	<3	13.1	<108	46.1	<108	<5.4	<5.4	<5.4	<5.4	<5.4	<10.8	<5.4	<5.4	<5.4	<5.4	40.3	7.9	<5.4	<5.4	<21.6	<53.9	<5.4	<5.4	<5.4	<5.4	<5.4	<5.4	81.9	21.5	6.8	49.8	33.1	16.7
92555491	RW-78 (14'-16')_20210813	RW-78	08/13/2021	<3.7	<3.7	<3.7	<3.7	<152	<7.6	<152	<7.6	<7.6	<7.6	<7.6	6.1J	<15.2	<7.6	<7.6	<7.6	<7.6	<7.6	<7.6	<7.6	<7.6	<30.4	<76	<7.6	12.5	<7.6	<7.6	<7.6	<7.6	8.6	29.8	10.0	31.7	21.0	10.8
92555491	RW-78 (38-40')_20210813	RW-78	08/13/2021	<3.1	<3.1	<3.1	<3.1	<129	<6.4	<129	<6.4	<6.4	<6.4	<6.4	4.5J	<12.9	<6.4	<6.4	<6.4	<6.4	<6.4	<6.4	<6.4	<6.4	<25.8	<64.4	<6.4	<6.4	<6.4	<6.4	<6.4	<6.4	<6.4	<6.4	<6.4	<12.9	<12.9	<6.4
92555491	RW-78 (54-56')_20210813	RW-78	08/13/2021	<3.0	<3.0	<3.0	<3.0	<113	12.2	<113	<5.6	<5.6	<5.6	<5.6	4.1J	<11.3	<5.6	<5.6	<5.6	<5.6	3.2J	<5.6	<5.6	<5.6	<22.6	<56.4	<5.6	<5.6	<5.6	<5.6	<5.6	<5.6	28.0	<5.6	<5.6	8.3J	8.3J	<5.6
92556482	MW-89D (10-12')	MW-89D	08/18/2021	<3.2	<3.2	<3.2	3.2	64.5J	7.2	<125	<6.3	<6.3	<6.3	<6.3	<6.3	<12.5	<6.3	<6.3	<6.3	<6.3	3.7J	9.7	<6.3	<6.3	56.8	<62.6	<6.3	5.7J	<6.3	<6.3	<6.3	<6.3	64.1	<6.3	<6.3	31.7	31.7	<6.3
92556482	MW-89D (22-24')	MW-89D	08/18/2021	<3.1	<3.1	<3.1	<3.1	<124	6.4	<124	<6.2	<6.2	<6.2	<6.2	<6.2	<12.4	<6.2	<6.2	<6.2	<6.2	3.8J	<6.2	<6.2	<6.2	<24.9	<62.2	<6.2	<6.2	<6.2	<6.2	<6.2	<6.2	24.0	9.4	<6.2	26.5	18.4	8.0
92556482	MW-89D (32-34')*	MW-89D	08/18/2021	3.8	<3	<3	6.3	<123	51.9	<123	79.9	<6.2	<6.2	<6.2	<6.2	<12.3	<6.2	<6.2	<6.2	<6.2	6.6	468	<6.2	59.6	<24.6	<61.6	<6.2	129	195	<6.2	<6.2	<6.2	973	1,200	336	2,360	1,710	644
92558402	RW-80 (28-30')	RW-80	08/26/2021	3,260	1,370	496	5,120	<3,480	4,640	<3,480	4,960	<174	<174	172J	<174	<348	<174	<174	<174	<174	310	42,400	4,380	3,660	<696	5,810	<174	11,100	17,000	<174	<174	<174	118,000	94,200	26,900	235,000	169,000	66,300
92558402	RW-80 (36-38')*	RW-80	08/26/2021	2,510	949	354	3,810	<3,360	7,880	<3,360	3,590	<168	<168	110J	<168	<336	<168	<168	<168	<168	499	36,100	3,650	3,160	<671	4,490	<168	10,100	14,000	<168	<168	<168	121,000	79,200	22,200	201,000	143,000	57,700
92558405	RW-81(28-30')*	RW-81	08/27/2021	2,650	1,580	642	4,870	<4,100	2,840	<4,100	5,920	<205	<205	142J	<205	<410	<205	<205	<205	<205	256	33,400	4,160	3,920	<819	5,510	<205	13,300	16,500	<205	<205	<205	77,700	99,500	27,800	193,000	136,000	57,300
92558405	RW-81(34-36')*	RW-81	08/27/2021	3,590	1,160	447	5,200	<3,620	8,280	<3,620	4,810	<181	<181	141J	<181	<362	<181	<181	<181	<181	621	35,000	3,730	3,450	<724	5,190	<181	10,700	14,500	<181	<181	<181	113,000	84,500	23,600	196,000	139,000	56,800
92558727	RW-82 (32-34')*	RW-82	08/30/2021	988	687	279	1,950	<1,650	631	<1,650	3,920	<82.6	<82.6	98.7	<82.6	<165	<82.6	<82.6	<82.6	<82.6	<82.6	17,400	2,420	3,090	<330	2,170	<82.6	9,910	10,500	<82.6	<82.6	<82.6	30,300	65,900	19,200	107,000	73,500	33,200
92558727	RW-82 (42-44')*	RW-82	08/31/2021	<3.6	<3.6	<3.6	<3.6	148	29.2	87.1J	<6.6	<6.6	<6.6	<6.6	<6.6	<13.3	<6.6	<6.6	<6.6	<6.6	44.3	5.1J	<6.6	<6.6	<26.5	<66.3	34.9	<6.6	<6.6	<6.6	<6.6	<6.6	33.3	4.5J	<6.6	19.8	12.1J	7.6
92559635	MW-26R (46-48')*	MW-26R	09/03/2021	182	82.1	33.4	298	<291	580	<291	322	<14.6	<14.6	7.8J	<14.6	<29.1	<14.6	<14.6	<14.6	<14.6	120	2,500	253	241	<58.2	268	<14.6	681	939	<14.6	<14.6	<14.6	7,220	5,260	1,480	14,300	10,300	3,980
92559635	MW-26R (52-54')*	MW-26R	09/03/2021	9.3	8.3	<3.3	18.7	<1,550	2,630	<1550	4,560	<77.4	<77.4	113	<77.4	<155	<77.4	<77.4	<77.4	<77.4	219	31,000	3,430	3,610	<309	3,860	<77.4	8,870	13,200	<77.4	<77.4	<77.4	71,400	75,600	21,100	180,000	128,000	52,700
92560935	MW-22R (34-36)*	MW-22R	09/10/2021	763	526	198	1,490	<1,420	1,340	<1420	3,680	<70.9	<70.9	81.7	<70.9	<142	<70.9	<70.9	<70.9	<70.9	65.6J	22,500	<70.9	2,820	<284	2,420	<70.9	7,870	10,500	<70.9	<70.9	<70.9	46,300	60,700	18,100	136,000	94,700	41,100
92560989	MW-22R (40-42)*	MW-22R	09/13/2021	<3	<3	<3	<3	<125	36.2	<125	<6.3	<6.3	<6.3	<6.3	<6.3	<12.5	<6.3	<6.3	<6.3	<6.3	20.6	15.6	<6.3	<6.3	19.1J	<62.6	4.4J	3.7J	<6.3	<6.3	<6.3	<6.3	101	10.1	<6.3	73.8	52.1	21.8
92561548	RW-83 (24-26)	RW-83	09/14/2021	1,400	1,110	341	2,500	<6,370	3,890	<6370	6,890	<318	19,900	187J	<318	<637	<318	<318	<318	<318	278J	62,800	6,740	6,310	<1270	5,070	<318	16,400	23,800	<318	<318	<318	133,000	131,000	38,200	374,000	262,000	112,000
92562698	MW-4D (30-32)*	MW-4D	09/17/2021	<7,010	<7,010	<7,010	<7,010	<70.1	<1.4	<140	<17.5	<17.5	<7.01	<3.5	<3.5	<17.5	<3.5	<7.01	<3.5	<3.5	<1.4	<3.5	<3.5	<7.01	<35	<35	<1.4	<17.5	1.89J	1.6J	<3.5	<3.5	4.18J	4.95J	<7.01	8.06J	5.87	2.19J
92562698	MW-4D (65-67)*	MW-4D	09/20/2021	3,000J	<6,200	<6,200	3,000J	<62	<1.24	<124	<15.6	<15.6	<6.20	<3.1	<3.1	<15.6	<3.1	<6.20	<3.1	<3.1	<1.24	<3.1	<3.1	<6.20	8.52J	<31	1.61	<15.6	<6.20	<15.6	<3.1	<3.1	<6.20	<6.20	<6.20	<8.06	<4.96	<3.1
92563637	MW-96 (16-18')*	MW-96	09/27/2021	3,640J	<7,530	<7,530	3,640J	<75.1	<1.5	<150	<18.8	<18.8	<7.51	<3.75	<3.75	<18.8	<3.75	<7.51	<3.75	<3.75	<1.5	<3.75	<3.75	<7.51	<37.5	<37.5	<1.5	<18.8	<7.51	<18.8	<3.75	<3.75	<7.51	<7.51	<7.51	3.75	6	9.76
92563977	MW-96 (56-58)_20210928	MW-96	09/28/2021	3,330J	2,280J	<6,680	5,610J	<64.5	<1.29	<129	<16.1	<16.1	<6.45	<3.23	<3.23	<16.1	<3.23	<6.45	<3.23	<3.23	<1.29	<3.23	<3.23	<6.45	<32.3	<32.3	<1.29	<16.1	<6.45	<16.1	<3.23	<3.23	<6.45	<6.45	<6.45	<8.38	<5.16	<3.23
92565181	MW-97 (20-22)_20211005	MW-97	10/05/2021	<4.3	<4.3	<4.3	<4.3	<82.3	<1.65	<165	<20.6	<20.6	<8.23	<4.12	<4.12	<20.6	<4.12	<8.23	<4.12	<4.12	<1.65	<4.12	<4.12	<8.23	<41.2	<41.2	<1.65	<20.6	<8.23	<20.6	<4.12	<4.12	4.25J	<8.23	<8.23	<10.7	<6.58	<4.12
92565181	MW-97 (60-62)_20211005	MW-97	10/05/2021	<3.2	<3.2	<3.2	<3.2	<65.2	<1.3	<130	<16.3	<16.3	<6.52	<3.27	<3.27	<16.3	<3.27	<6.52	<3.27	<3.27	<1.3	<3.27	<3.27	<6.52	<32.7	<32.7	<1.3	<16.3	<6.52	<16.3	<3.27	<3.27	<6.52	<6.52	<6.52	<8.49	<5.22	<3.27
92566390	RW-84 (9-11)_20211012	RW-84	10/12/2021	49.4	31.8	8.5	89.7	<74.3	2,320	<149	84.8	43.1	<7.43	<3.71	<3.71	<18.6	<3.71	<7.43	<3.71	<3.71	817	2,410	156	25	<37.1	<37.1	165	236	576	<18.6	<3.71	<3.71	13,700	3,050	820	13,800	9,400	4,370
92566390	RW-84 (14-16)_20211012	RW-84	10/12/2021	577	358	121	1,060	<543	3,690	<1,090	1,600	575	<54.3	<27.1	<27.1	<136	<27.1	<54.3	<27.1	<27.1	687	17,400	1,520	394	<271	<271	117	5,040	5,320	<136	<27.1	<27.1	33,300	20,500	7,980	57,500	40,400	17,100
92566390	RW-84 (48-50)_20211012	RW-84	10/12/2021	1,160	858	396	2,410	<2,370	5,050	<4,730	5,290	1,810	<237	<118	<118	<592	<118	<237	<118	<118	602	38,500	4,280	1,070	<1,180	<1,180	151	14,000	17,200	<592	<118	<118	78,300	110,000	27,200	209,000	146,000	64,400
92566639	RW-85 (15-17)_20211013	RW-85	10/13/2021	4,290	3,030	1,220	8,550	<77.2	18.7	<154	607	208	<7.72	<3.86	<3.86	<19.3	<3.86	<7.72	<3.86	<3.86	<1.54	2,790	483	126	<38.6	<38.6	<1.54	1,450	1,870	<19.3	<3.86	<3.86	2,840	6,790	2,950	14,200	9,660	4,540
92566639	RW-85 (40-42)_20211013*	RW-85	10/13/2021	5,380	3,730	1,650	10,800	<1,470	14,100	<2,940	23,400	8,780	83.9J	<73.6	<73.6	<368	<73.6	<147	<73.6	<73.6	1,200	136,000	19,400	4,770	<736	<736	285	60,800	69,300	<368	<73.6	<73.6	309,000	409,000	103,000	815,000	591,000	224,000
92567147	RW-86 (16-18)_20211014	RW-86	10/14/2021	4,870	2,900	1,070	8,840	<16,200	21,000	<16,200	19,100	<811	<811	<811	<811	<1620	<811	<811	<811	<811	1,580	169,000	16,400	15,800	<3,240	9,170	<811	37,300	60,000	<811	<811	<811	445,000	342,000	88,800	982,000	699,000	284,000
92567147	RW-86 (34-36)_20211014	RW-86	10/14/2021	13.7	5.6	<3.5	19.3	<144	624	<144	<7.2	<7.2	<7.2	<7.2	<7.2	<14.4	<7.2	<7.2	<7.2	<7.2	128	439	16.9	6.8J	<28.8	<72	<7.2	7.3	40.6	<7.2	<7.2	<7.2	3,560	182	53.5	2,360	1,640	716
92567264	RW-87 (12-14)_20211015	RW-87	10/15/2021	1,240	888	426	2,560	<5,070	14,300	<5,070	6,630	<254	<254	<254	<254	<507	<254	<254	<254	<254	871	57,300	6,080	6,260	<1,010	3,780	<254	15,300	22,400	<254	<254	<254	185,000	130,000	38,700	329,000	233,000	95,600
92567264	RW-87 (34-36)_20211015	RW-87	10/15/2021	13,600	6,080	2,410	22,100	<39,000	119,000	<39,000	34,800	<1,950	<1,950	<1,950	<1,950	<3,900	<1,950	<1,950	<1,950	<1,950	7,880	438,000	38,600	31,400	<7,800	<19,500	<1,950	82,400	138,000	<1,950	<1,950	<1,950	1,460,000	765,000	228,000	2,430,000	1,740,000	686,000
92567407	RW-88 (12-14)_20211018	RW-88	10/18/2021	877	645	243	1,770	2,460J	6,510	<3,060	2,530	<153	<153	<153	<153	<306	<153	<153	<153	<153	364	20,900	2,280	2,280	<612	1,630	<153	6,270	8,220	<153	<153	<153	66,700	48,700	14,600	119,000	84,700	34,400
92567407	RW-88 (34-36)_20211018	RW-88	10/18/2021	9,450	4,850	1,900	16,200	<103,000	332,000	<103,000	49,100	<5,160	<5,160	<5,160	<5,160	<10,300	<5,160	<5,160	<5,160	<5,160	19,800	793,000	63,800	48,600	<20,600	<51,600	<5,160	135,000	228,000	<5,160	<5,160	<5,160	3,210,000	1,250,000	408,000	4,370,000	3,150,000	1,210,000
92567704	RW-89 (22-24)_20211019	RW-89	10/19/2021	5,790	2,620	1,050	9,460	<36,400	56,800	<36,400	21,900	<1,820	<1,820	<1,820	<1,820	<3,640	<1,820	<1,820	<1,820	<1,820	3,050	227,000	21,100	18,700	<7,280	14,000J	<1,820	44,200	80,700	<1,820	<1,820	<1,820	855,000	447,000	131,000	1,220,000	887,000	333,000
92567704	RW-89 (32-34)_20211019	RW-89	10/19/2021	1,820	1,670	670	4,160	<5,750	13,300	<5,750	13,100	<288	<288	321	<288	<575	<288	<288	<288	<288	879	112,000	12,400	12,300	<1,150	9,370	214J	30,800	45,900	<288	<288	<288	266,000	261,000	77,900	640,000	449,000	191,000
92568134	RW-90 (16-18)_20211020	RW-90	10/20/2021	96.4	27.2	8.4	132	<301	555	<301	335	<15	<15	7.8J	<15	<30.1	<15	<15	<15	<15	84	3,110	298	265	<60.2	240	<15	664	1,050	<15	<15	<15	9,440	5,710	1,610	17,200	12,400	4,830
92568134	RW-90 (52-54)_20211020	RW-90	10/20/2021	46.3	40.9	16.4	104	<298	1,060	<298	353	<14.9	<14.9	<14.9	<14.9	<29.8	<14.9	<14.9	<14.9	<14.9	562	2,740	274	314	81	<149	97	992	967	<14.9	<14.9	<14.9	10,200	6,480	1,750	16,900	11,200	5,690
92568516	RW-91 (18-20)_20211022	RW-91	10/22/2021	19.3	7.0	<3.6	28.0	<140	1,000	<140	30.7	<7	<7	<7	<7	<14	<7	<7	<7	<7	256	558	37	27	<28	<70	18	104	128	<7	<7	<7	4,090	801	232	3,210	2,160	1,050
92568516	RW-91 (42-44)_20211022*	RW-91	10/22/2021	624	514	354	1,490	<1,480	826	<1,480	<73.9	<73.9	<73.9	<73.9	<73.9	<148	<73.9	<73.9	<73.9	<73.9	186	12,100	<73.9	<73.9	<295	<739	<73.9	7,640	7,760	<73.9	<73.9	<73.9	20,400	50,000	15,100	72,500	50,000	22,500
92569063	RW-92 (16-18)_20211026	RW-92	10/26/2021	937	521	443	1,900	13,600	271	<3,720	6,830	<186	<186	149J	<186	<372	<186	<186	<186	<186	248	19,900	4,140	6,260	<745	3,390	<186	21,600	15,100	<186	<186	<186	14,300	106,000	30,400	137,000	89,400	47,800
92569063	RW-92 (62-64)_20211026*	RW-92	10/26/2021	<3.2	<3.2	<3.2	<3.2	<146	4.4J	<146	7.7	<7.3	<7.3	<7.3	<7.3	<14.6	<7.3	<7.3	<7.3	<7.3	<7.3	25	4J	6.9J	<29.1	<72.8	<7.3	5.7J	17	<7.3	<7.3	<7.3	42	79	26	131	98	34
92568326	PRW-A_20211021	NA	10/21/2021	1,650	1,390	674	3,720	<1,450	1,970	<1,450	3,770	<72.6	<72.6	97.5	<72.6	<145	<72.6	<72.6	<72.6	<72.6	120	23,000	2,720	3,200	<290	2,260	<72.6	9,300	11,400	<72.6	<72.6	<72.6	50,100	67,800	20,900	133,000	94,000	39,100
92573101	RW-93 (22-24)_20211116	RW-93	11/16/2021	<3.7	<3.7	<3.7	4.2	<141	90.4	<141	<7.1	<7.1	<7.1	<7.1	<7.1	<14.1	<7.1	<7.1	<7.1	<7.1	30.8	64.7	<7.1	<7.1	<28.3	<70.7	<7.1	10.5	<7.1	<7.1	<7.1	<7.1	637	32.4	<7.1	316	240	76.7
92573101	RW-93 (36-38)_20211116*	RW-93	11/16/2021	136	74.6	28.4	239	<156	551	<156	<7.8	<7.8	<7.8	<7.8	<7.8	<15.6	<7.8	<7.8	<7.8	<7.8	89.2	1,060	113	<7.8	<31.3	<78.2	<7.8	575	405	<7.8	<7.8	<7.8	4,100	2,750	758	6,110	4,250	1,860
92573101	RW-93 (58-60)_20211117*	RW-93	11/17/2021	<2.9	<2.9	<2.9	<2.9	<125	<6.2	<125	<6.2	<6.2	<6.2	<6.2	<6.2	<12.5	<6.2	<6.2	<6.2	<6.2	<6.2	6.5	<6.2	<6.2	<24.9	<62.3	<6.2	<6.2	<6.2	<6.2	<6.2	<6.2	15.2	12.5	3.7J	26.4	20.2	6.2J
92573619	RW-94(26-28)_20211118	RW-94	11/18/2021	1,650	1,860	911	4,410	<6,540	1,380	<6,540	12,200	<327	<327	327	<327	<654	<327	<327	<327	<327	192J	90,200	10,500	9,830	<1,310	<3,270	<327	27,900	36,000	<327	<327	<327	108,000	208,000	<327	556,000	390,000	165,000
92573619	RW-94(66-66.5)_20211118*	RW-94	11/18/2021	20.2	7.2	<3	28.2	<116	8.2	<116	34.7	<5.8	<5.8	<5.8	<5.8	<11.6	<5.8	<5.8	<5.8	<5.8	<5.8	118	20.7	<5.8	<23.2	<57.9	<5.8	30.8	82.9	<5.8	<5.8	<5.8	115	421	131	702	537	165
92574381	RW-95 (28-30)_20211123	RW-95	11/23/2021	7,060	3,120	1,350	11,500	<8,610	12,000	<8,610	<431	<431	<431	292J	<431	<861	<431	<431	<431	<431	<431	123,000	12,800	12,500	<1,720	<4,310	<431	27,500	46,100	<431	<431	<431	279,000	265,000	<431	713,000	505,000	208,000
92574381	RW-95 (54-55)_20211124*	RW-95	11/24/2021	<3.4	<3.4	<3.4	<3.4	<126	30.0	<126	<6.3	<6.3	<6.3	<6.3	<6.3	<12.6	<6.3	<6.3	<6.3	<6.3	21.8	19.6	<6.3	<6.3	<25.1	<62.8	19.3	<6.3	<6.3	<6.3	<6.3	<6.3	61.7	40.8	12.2	105	75.3	30.0
92574748	RW-96 (28-30)_20211129	RW-96	11/29/2021	<4.3	<4.3	<4.3	<4.3	<163	54.9	<163	<8.1	<8.1	<8.1	<8.1	<8.1	<16.3	<8.1	<8.1	<8.1	<8.1	48.2	21.7	<8.1	<8.1	<32.6	<81.4	6.0J	77.1	<8.1	<8.1	<8.1	<8.1	195	36.3	<8.1	142	84.2	57.7
92574748	RW-96 (46-48)_20211130*	RW-96	11/30/2021	43.7	3.0	<2.9	47	<137	210	<137

Table 2
Summary of Delineation Soil Sampling Results

Colonial Pipeline Company
2020-L1-SR2448
Huntersville, North Carolina

Lab Report	Sample ID	Well ID	Sample Date	MADEP VPH (mg/kg)				Volatile Organic Compounds (EPA 8260D) (µg/kg)																														
				Aliphatic (C05-C08)	Aliphatic (C09-C12)	Aromatic (C09-C10), Unadjusted	Total VPH	Acetone	Benzene	2-Butanone (MEK)	n-Butylbenzene	sec-Butylbenzene	tert-Butylbenzene	Chlorobenzene	Chloroform	Chloromethane	2-Chlorotoluene	4-Chlorotoluene	1,1-Dichloroethane	1,2-Dichloroethane	Diisopropyl ether	Ethylbenzene	Isopropylbenzene (Cumene)	p-Isopropyltoluene	Methylene Chloride	4-Methyl-2-pentanone (MIBK)	Methyl-tert-butyl ether	Naphthalene	n-Propylbenzene	Styrene	1,1,1,2-Tetrachloroethane	Tetrachloroethene	Toluene	1,2,4-Trimethylbenzene	1,3,5-Trimethylbenzene	Xylene (Total)	m&p-Xylene	o-Xylene
			Soil-to-Water MSCCs	68	540	31	NE	24,000	7.2	16,000	2,400	2,200	1,700	440	340	14	NE	280	30	1.9	320	8,000	1,300	120	23	420	85	200	1,400	900	4	5.0	5,400	6,600	6,600	6,000	NE	NE
			Residential MSCCs	625	1,560	469	NE	14,000,000	12,000	9,380,000	782,000	1,560,000	1,560,000	312,000	21,000	51,000	NE	312,000	116,000	7,290	NE	60,300	1,560,000	1,560,000	93,800	1,250,000	156,000	5,500	1,560,000	3,120,000	25,200	93,800	1,250,000	156,000	156,000	3,120,000	NE	NE
			Industrial / Commercial MSCCs	9,340	23,300	7,000	NE	210,000,000	59,400	140,000,000	11,600,000	23,300,000	23,300,000	4,670,000	105,000	251,000	NE	4,670,000	573,000	35,900	2,330,000	297,000	23,300,000	23,300,000	1,400,000	18,600,000	1,810,000	27,000	23,300,000	46,700,000	125,000	1,400,000	18,600,000	2,330,000	2,330,000	46,700,000	NE	NE
92578597	RW-102 (16-18)_20211214	RW-102	12/14/2021	57.7	23.2	<5.1	82.6	399	21.6	182	<7.6	<7.6	<7.6	<7.6	<7.6	<15.2	<7.6	<7.6	<7.6	<7.6	35.4	38.6	<7.6	<7.6	<30.3	<75.9	25.5	114	17.7	<7.6	<7.6	<7.6	187	127	42.6	213	158	55
92578597	RW-102 (36-38)_20211214*	RW-102	12/14/2021	18,200	5,290	2,490	26,000	<38,800	134,000	<38,800	39,500	<1,940	<1,940	<1,940	<1,940	<3,880	<1,940	<1,940	<1,940	<1,940	4,920	394,000	38,300	38,600	<7,760	<19,400	<1,940	95,700	151,000	<1,940	<1,940	<1,940	1,390,000	888,000	258,000	2,180,000	1,560,000	616,000
92578597	RW-102 (44-46)_20211214*	RW-102	12/14/2021	612	239	120	971	<1,320	4,290	<1,320	2,120	<66	<66	<66	<66	<132	<66	<66	<66	<66	243	13,500	1,500	1,790	<264	1,160	<66	4,980	6,050	<66	<66	<66	43,900	37,900	11,200	76,600	54,400	22,300
92578597	RW-103 (38-40)_20211215	RW-103	12/15/2021	1,450	1,020	496	2,970	<2,930	4,410	<2,930	7,120	<147	<147	158	<147	<293	<147	<147	<147	<147	287	47,000	5,390	5,970	<586	3,940	<147	14,700	20,700	<147	<147	<147	107,000	124,000	37,200	272,000	192,000	80,700
92578597	RW-103 (58-59)_20211215*	RW-103	12/15/2021	193	14.6	<2.7	210	<107	37.8	<107	<5.4	<5.4	<5.4	<5.4	<5.4	<10.7	<5.4	<5.4	<5.4	<5.4	3.7J	161	10.4	6.1	<21.5	<53.7	<5.4	7.4	31.6	<5.4	<5.4	<5.4	741	132	43.6	791	602	189
92579622	RW-104 (20-22)_20211220	RW-104	12/20/2021	3,670	2,020	850	6,550	1,730J	2,870	<3,490	3,500	<175	<175	<175	<175	<349	<175	<175	<175	<175	238	31,000	3,290	<175	<698	<1,750	<175	12,700	<175	<175	<175	<175	79,200	87,700	24,500	183,000	125,000	58,300
92579622	RW-104 (42-44)_20211220*	RW-104	12/20/2021	264	57.1	25.3	347	<482	1,190	<482	530	<24.1	<24.1	<24.1	<24.1	<48.2	<24.1	<24.1	<24.1	<24.1	<24.1	3,640	373	<24.1	<96.4	<241	<24.1	1,660	<24.1	<24.1	<24.1	<24.1	12,800	10,300	2,930	20,700	14,700	5,960
92579622	RW-105 (28-30)_20211221	RW-105	12/21/2021	3,920	1,940	799	6,660	<6,650	14,100	<6,650	11,100	<333	<333	350	<333	<665	<333	<333	<333	<333	<333	89,100	9,390	<333	<1,330	<3,330	<333	29,600	<333	<333	<333	<333	252,000	227,000	66,800	507,000	355,000	152,000
92579622	RW-105 (48-50)_20211221*	RW-105	12/21/2021	14.9	4.1	<3.0	19.3	<119	37.4	<119	32.2	<6	<6	<6	<6	<11.9	<6	<6	<6	<6	4.8J	175	22.1	25.4	<23.9	<59.7	<6	47.8	89.2	<6	<6	<6	449	488	152	957	702	255
92582415	RW-106 (10-12)_20220111	RW-106	01/11/2022	71.1	93.5	28.1	193	212	133	236	529	<6.7	<6.7	<6.7	<6.7	<13.5	<6.7	<6.7	<6.7	<6.7	92.2	1,540	<6.7	<6.7	<26.9	<67.3	<6.7	1,240	692	<6.7	<6.7	<6.7	3,110	4,500	1,340	7,940	5,500	2,440
92582415	RW-106 (30-32)_20220111*	RW-106	01/11/2022	1,120	816	294	2,230	<2,260	871	<2,260	<113	<113	<113	83.1J	<113	<226	<113	<113	<113	<113	303	21,000	2,270	2,680	<452	<1,130	<113	8,600	8,210	<113	<113	<113	32,500	53,100	15,500	111,000	76,300	35,000
92583764	RW-107 (10-12)_20220119	RW-107	01/19/2022	4,090	2,260	842	7,190	2,070J	2,100	<3,500	7,510	<175	<175	<175	<175	<350	<175	<175	<175	<175	201	48,000	<175	<175	<701	<1,750	<175	17,300	21,900	<175	<175	<175	81,400	131,000	38,900	259,000	182,000	77,300
92583764	RW-107 (26-27)_20220119	RW-107	01/19/2022	14,300	2,430	725	17,500	<13,200	62,700	<13,200	11,700	<660	<660	<660	<660	<1,320	<660	<660	<660	<660	3,980	172,000	12,000	9,990	<2,640	<6,600	<660	21,700	<660	6,210	<660	<660	649,000	228,000	70,200	823,000	596,000	228,000
92583764	RW-108 (36-38)_20220120	RW-108	01/20/2022	74.2	28.3	9.0	111	<150	256	141J	194	<7.5	<7.5	<7.5	<7.5	<15	<7.5	<7.5	<7.5	<7.5	48.7	1,090	118	<7.5	<30.0	112	<7.5	401	510	44.4	<7.5	<7.5	2,730	3,070	911	5,570	3,940	1,630
92583764	RW-108 (50-51)_20220120*	RW-108	01/20/2022	205	38.6	14.7	259	<326	1,270	<326	293	<16.3	<16.3	<16.3	<16.3	<32.6	<16.3	<16.3	<16.3	<16.3	161	2,780	<16.3	222	<65.3	<163	<16.3	577	959	<16.3	<16.3	<16.3	10,300	5,140	1,570	13,500	9,790	3,740
92584586	RW-109 (10-12)_20220125	RW-109	01/25/2022	76.0	35.4	<4.3	115	<169	97.1	<169	10.0	<8.4	<8.4	<8.4	<8.4	<16.9	<8.4	<8.4	<8.4	<8.4	15.9	70.9	<8.4	10.3	<33.8	<84.4	<8.4	17.7	30.1	<8.4	<8.4	<8.4	410	166	54.7	376	247	129
92584586	RW-109 (50-52)_20220125*	RW-109	01/25/2022	2,070	424	262	2,760	<5,220	24,200	<5,220	3,610	<261	<261	<261	<261	<522	<261	<261	<261	<261	813	49,600	3,700	3,140	<1,040	2,220J	<261	8,470	14,400	1,830	<261	<261	200,000	79,000	23,400	242,000	175,000	66,800
92585143	RW-110 (12-14)_20220126	RW-110	01/26/2022	<3.8	<3.8	<3.8	<3.8	<156	14.1	<156	32.4	<7.8	<7.8	<7.8	<7.8	<15.6	<7.8	<7.8	<7.8	<7.8	<7.8	80.7	<7.8	24.3	<31.2	<78.0	<7.8	148	53.9	5.5J	<7.8	<7.8	154	398	119	444	293	151
92585143	RW-110 (54-56)_20220126*	RW-110	01/26/2022	<3.1	<3.1	<3.1	<3.1	<150	23.2	<150	<7.5	<7.5	<7.5	<7.5	<7.5	<15	<7.5	<7.5	<7.5	<7.5	<7.5	30.0	<7.5	<7.5	<30.1	<75.2	<7.5	10.0	<7.5	<7.5	<7.5	<7.5	153	60.9	16.7	157	113	44.1
92585143	RW-111 (26-28)_20220127	RW-111	01/27/2022	<3.9	<3.9	<3.9	<3.9	<145	48.9	<145	<7.2	<7.2	<7.2	<7.2	<7.2	<14.5	<7.2	<7.2	<7.2	<7.2	8.6	<7.2	<7.2	<7.2	<29.0	<72.5	<7.2	<7.2	<7.2	<7.2	<7.2	<7.2	73.4	<7.2	<7.2	25.6	16.1	9.5
92585143	RW-111 (46-47)_20220128*	RW-111	01/28/2022	34.6	4.0	<2.9	39.5	51.0J	502	209	38.2	<5.2	<5.2	<5.2	<5.2	<10.4	<5.2	<5.2	<5.2	<5.2	76.2	495	36.6	31.0	<20.9	<52.2	<5.2	50.4	144	<5.2	<5.2	<5.2	2,370	725	220	2,330	1,700	630
92585744	RW-112 (38-40)_20220131	RW-112	01/31/2022	7,350	2,710	1,470	11,500	<8,090	10,000	<8,090	<405	<405	<405	<405	<405	<809	<405	<405	<405	<405	768	118,000	<405	<405	<1,620	<4,050	<405	39,000	43,500	<405	<405	<405	272,000	272,000	86,900	598,000	418,000	180,000
92585744	RW-112 (70-72)_20220201*	RW-112	02/01/2022	81.6	23.1	12.8	117	<163	99.9	<163	<8.2	<8.2	<8.2	<8.2	<8.2	<16.3	<8.2	<8.2	<8.2	<8.2	<8.2	1,730	<8.2	220	<32.6	<81.5	<8.2	395	732	<8.2	<8.2	<8.2	3,150	4,060	1,360	8,580	6,260	2,330
92590187	RW-113 (32-34)_20220222	RW-113	02/22/2022	2,480	1,680	1,120	5,280	2,630J	1,050	<5,860	7,870	<293	<293	<293	<293	<586	<293	<293	<293	<293	209J	38,700	<293	7,450	<1,170	<2,930	<293	20,700	21,900	<293	<293	<293	51,100	142,000	43,200	237,000	158,000	78,800
92590187	RW-114 (34-36)_20220222	RW-114	02/23/2022	7,230	3,000	1,540	11,800	<6,730	12,200	<6,730	12,100	<337	<337	<337	<337	<673	<337	<337	<337	<337	767	102,000	11,300	10,900	<1,350	<3,370	<337	29,800	41,200	<337	<337	<337	278,000	240,000	73,300	594,000	416,000	179,000
92590187	RW-114 (46-46.5)_20220222	RW-114	02/24/2022	11.3	17.7	10.0	39.1	999	<7.8	278	<7.8	<7.8	<7.8	<7.8	<7.8	<15.5	<7.8	<7.8	<7.8	<7.8	<7.8	<7.8	<7.8	<7.8	<31.1	<77.7	9.9	<7.8	<7.8	<7.8	<7.8	<7.8	9.8	<7.8	<7.8	<15.5	<15.5	<7.8
92590187	RW-115 (26-28)_20220222	RW-115	02/24/2022	113	105	89.7	308	234	56.9	<126	305	<6.3	<6.3	<6.3	<6.3	<12.6	<6.3	<6.3	<6.3	<6.3	34.4	362	<6.3	<6.3	<25.2	<63.1	<6.3	772	442	<6.3	<6.3	<6.3	411	3,580	1,090	2,650	1,620	1,030
92590187	RW-115 (38-38.5)_20220222*	RW-115	02/24/2022	4.5	<3.2	<3.2	7.8	<110	74.7	<110	21.7	<5.5	<5.5	<5.5	<5.5	<11.0	<5.5	<5.5	<5.5	<5.5	9.0	102	<5.5	15.8	<22.0	<55.1	<5.5	38.0	54.8	2.8J	<5.5	<5.5	314	289	89.9	603	440	163
92591604	RW-116 (38-40)_20220303	RW-116	03/03/2022	<3.4	19.6	10.7	31.1	58.3J	<5.8	39.2J	<5.8	<5.8	<5.8	<5.8	<5.8	<11.6	<5.8	<5.8	<5.8	<5.8	<5.8	<5.8	<5.8	<5.8	<23.2	<58.1	<5.8	19.4	<5.8	<5.8	<5.8	<5.8	<5.8	15.2	4.4J	<11.6	<11.6	<5.8
92591604	RW-116 (42-44)_20220303*	RW-116	03/03/2022	69.6	131	94.4	295	465	<5.8	139	385	87.8	<5.8	14.2	<5.8	<11.5	<5.8	<5.8	<5.8	<5.8	67.0	<5.8	271	<23.1	421	<5.8	1,870	181	<5.8	<5.8	<5.8	5.7J	1,720	527	466	329	136
92586236	MW07R (52-54)_20220203*	MW-07R	02/03/2022	<3.4	<3.4	<3.4	<3.4	<143	<7.1	<143	<7.1	<7.1	<7.1	<7.1	<7.1	<14.3	<7.1	<7.1	<7.1	<7.1	<7.1	<7.1	<7.1	<7.1	<28.5	<71.4	<7.1	<7.1	<7.1	<7.1	<7.1	<7.1	<7.1	<7.1	<7.1	6.4J	6.4J	<7.1
92587904	MW-25R (60-62)_20220209*	MW-25R	02/09/2022	29.6	21.9	10.1	61.5	<112	16.4	<112	16.8	<5.6	<5.6	<5.6	<5.6	<11.2	<5.6	<5.6	<5.6	<5.6	129	16.3	31.0	<22.3	<55.8	<5.6	23.8	54.6	5.0J	<5.6	<5.6	<5.6	323	269	85.8	785	578	207
92547162	AS-21 (18-20)_20210630	AS-21	06/30/2021	14.1	7.3	<4.4	22.9	<156	<7.8	<156	<7.8	<7.8	<7.8	<7.8	<7.8	<15.6	<7.8	<7.8	<7.8	<7.8	<7.8	<7.8	<7.8	<7.8	<31.2	<77.9	<7.8	<7.8	<7.8	<7.8	<7.8	<7.8	<7.8	<7.8	<7.8	<15.6	<15.6	<7.8
92547162	AS-22 (18-20)_20210630	AS-22	06/30/2021	<4.9	<4.9	<4.9	6.8	<168	<8.4	<168	<8.4	<8.4	<8.4	<8.4	<8.4	<16.8	<8.4	<8.4	<8.4	<8.4	<8.4	<8.4	<8.4	<8.4	<33.6	<84.1	<8.4	<8.4	<8.4	<8.4	<8.4	<8.4	<8.4	<8.4	<8.4	<16.8	<16.8	<8.4
92546499	Whitby SB-17 (25-27')*	PV-17	06/25/2021	6,250	3,400	1,500	11,200	<9,740	5,740	<9,740	13,200	<487	<487	<487	<487	<974	<487	<487	<487	<487	97,300	<487	13,500	<1,950	<4,870	<487	36,900	<487	<487	<487	<487	186,000	299,000	78,500	531,000	373,000	158,000
92546573	Whitby-SB-17B (25-27')*	PV-17	06/25/2021	<3.5	<3.5	<3.5	<3.5	<135	<6.8	<135	<6.8	<6.8	<6.8	<6.8	<6.8	<13.5	<6.8	<6.8	<6.8	<6.8	<6.8	<6.8	<6.8	<6.8	<27	<67.6	<6.8	<6.8	<6.8	<6.8	<6.8	<6.8	6.1J	<6.8	<6.8	<13.5	<13.5	<6.8
92547162	PV-17 (20-22)_20210630	PV-17	06/30/2021	37.4	13.6	<4.0	53.8	<160	<8.0	<160	<8.0	<8.0	<8.0	<8.0	<8.0	<16.0	<8.0	<8.0	<8.0	<8.0	<8.0	<8.0	<8.0	<8.0	<32	<80.1	<8.0	<8.0	<8.0	<8.0	<8.0	<8.0	<8.0	<8.0	<8.0	<16.0	<16.0	<8.0
	Soil Delineation Samples (Area A)																																					
92543915	BA2 (0.75'-2.00')	NA	06/10/2021	<6.6	<6.6	<6.6	<6.6	<148	<7.4	<148	<7.4	<7.4	<7.4	<7.4	<7.4	<14.8	<7.4	<7.4	<7.4	<7.4	<7.4	<7.4	<7.4	<7.4	<29.7	<74.1	<7.4	<7.4	<7.4	<7.4	<7.4	<7.4	25.0	5.8J	<7.4	33.5	26.3	7.1J
92543915	BA2 (18'-20')	NA	06/10/2021	18.7	<5.0	<5.0	19.7	<175	7.2J	<175	<8.7	<8.7	<8.7	<8.7	<8.7	<17.5	<8.7	<8.7	<8.7	<8.7	<8.7	<8.7	<8.7	<8.7	<34.9	<87.3	<8.7	<8.7	<8.7	<8.7	<8.7	<8.7	28.2	<8.7	<8.7	15.1J	15.1J	<8.7
92543943	BA2(32-34')*	NA	06/10/2021	1,390	1,190	322	2,580	1,980	1,320	<1,860	2,600	<93.2	<93.2	57.4J	<93.2	<186	<93.2	<93.2	<93.2	<93.2	19,600	2,120	2,410	<373	<373	<932	<93.2	6,600	<93.2	<93.2	<93.2	<93.2	34,500	48,300	13,300	108,000	75,100	33,100
92543915	BB2 (0.75'-2.00')	NA	06/10/2021	8.6	5.5	<5.1	14.1	<183	142	<183	15.7	<9.1	<9.1	<9.1	<9.1	<18.3	<9.1	<9.1	<9.1	<9.1	5.2J	394	23.0	13.9	<36.6	<91.4	<9.1	51.4	<9.1	<9.1	<9.1	<9.1	1,610	436	<9.1	1,980	1,390	595
92543915	BB2 (10.0'-12.0')	NA	06/10/2021	<5.5	<5.5	<5.5	<5.5	<228	<11.4	<228	<11.4	<11.4	<11.4	<11.4	<11.4	<22.8	<11.4	<11.4	<11.4	<11.4	<11.4	12.7	<11.4	<11.4	<45.7	<114	<11.4	<11.4	<11.4	<11.4	<11.4	<11.4	58.5	17.3	<11.4	88.8	64.1	24.7
92543943	BB2(40-42')*	NA	06/10/2021	12,100	9,720	2,860	21,800	<7,170	4,750	<7,170	10,000	<359	<359	<359	<359	<717	<359	<359	<359	<359	669	66,600	8,220	9,330	<1,430	<3,590	<359	27,400	<359	<359	<359	<359	125,000	216,000	52,200	393,000	271,000	122,000
92543915	BB3 (0.75'-2.00')	NA	06/10/2021	<4.8	<4.8	<4.8	<4.8	<209	<10.5	<209	<10.5	<10.5	<10.5	<10.5	<10.5	<20.9	<10.5	<10.5	<10.5	<10.5	<10.5	<10.5	<10.5	<10.5	<41.9	<105	<10.5	<10.5	<10.5	<10.5	<10.5	<10.5	11.0	<10.5	<10.5	<20.9	<20.9	<10.5
92543915	BB3 (32'-34')	NA	06/10/2021	<3.8	<3.8	<3.8	<3.8	<135	64.8	59.0J	<6.7	<6.7	<6.7	<6.7	<6.7	<13.5	<6.7	<6.7	<6.7	<6.7	22.9	30.2	<6.7	<6.7	<27.0	<67.4	<6.7	32.3	<6.7	<6.7	<6.7	<6.7	232	74.1	19.7	184	124	59.8
92544158	AA2 (0-2')_20210614	NA	06/14/2021	4.8	<4.0	<4.0	8.7	<166	<8.3	<166	<8.3	<8.3	<8.3	<8.3	<8.3	<16.6	<8.3	<8.3	<8.3	<8.3	<8.3	<8.3	<8.3	<8.3	<33.1	<82.8	<8.3	<8.3	<8.3	<8.3	<8.3	<8.3	10.1	<8.3	<8.3	<16.6	<16.6	<8.3
92544158	AA2 (16-18')_20210614	NA	06/14/2021	<4.4	<4.4	<4.4	5.7	<164	5.3J	<164	<8.2	<8.2	<8.2	<8.2	<8.2	<16.4	<8.2	<8.2	<8.2	<8.2	<8.2	<8.2	<8.2	<8.2	<32.9	<82.1	<8.2	<8.2	<8.2	<8.2	<8.2	<8.2	43.5	8.4	<8.2	33.8	26.5	7.3J
92544157	AA2 (34-36')_20210614*	NA	06/14/2021	8,410	3,990	1,290	12,400	<14,200	55,400	<14,200	<712	<712	<712	<712	<712	<1420	<712	<712	<712	<712	143,000	10,800	9,390	<2,850	<7,120	<712	22,100	<712	<712	<712	945	496,000	211,000	<712	710,000	513,000	197,000
92544158	AA3 (0-2')_20210614	NA	06/14/2021	15.1	5.7	<4	20.8	<153	47.1	<153	<7.7	<7.7	<7.7	<7.7	<7.7	<15.3	<7.7	<7.7	<7.7	<7.7	8.5	20.7	<7.7	<7.7	<30.6	<76.6	<7.7	13.9	<7.7	<7.7	<7.7	<7.7	174	35.8	<7.7	143	87.7	55.2
92544158	AA3 (12-14')_20210614	NA	06/14/2021	279	135	40.7	414	<9,420	22,900	<9,420	<471	<471	<471	<471	<471	<942	<471	<471	<471	<471	72,400	<471	5,690	<1,880	<4,710	<471	15,700	<471	<471	<471	<471	262,000	139,000	41,500	390,000	282,000	108,000
92544816	AA8 12-14_20210616	NA	06/16/2021	42.4	103	40.0	146	62.9J	322	<135	151	<6.7	<6.7	<6.7	<6.7	<13.5	<6.7	<6.7	<6.7	<6.7	20.3	288	43.5	106	82.0	<67.4	<6.7	305	177	<6.7	<6.7	<6.7	1,650	2,080	505	2,170	1,430	742
92544158	AB2 (0-2')_20210614	NA	06/14/2021	<3.9	<3.9	<3.9	4.1	<157	36.2	<157	<7.8	<7.8	<7.8	<7.8	<7.8	<15.7	<7.8	<7.8	<7.8	<7.8	21.8	<7.8	<7.8	<7.8	<31.3	<78.3	<7.8	<7.8	<7.8	<7.8	<7.8	<7.8	199	13.7	<7.8	113	82.6	30.0
92544158	AB2 (20-22')_20210614	NA	06/14/2021	13,100	4,760	1,560	17,900	<20,100	97,000	<20,100	<1,010	<1,010	<1010	<1,010	<1010	<2010	<1010	<1,010	<1010	<1,010	<1,010	228,000	17,300	14,600	<4,030	<10,100	556J	40,900	<1,010	<1,010	<1,010	<1,010	880,000	363,000	105,000	1,100,000	797,000	306,000
92544157	AB2 (32-34')_20210614	NA	06/14/2021	9,530	3,070	1,000	12,600	<12,800	58,400	<12,800	<638	<638	<638	<638	<638	<1280	<638	<638	<638	<638	<638	137,000	10,300	9,360	<2,550	<6,380	<638	21,100	<638	<638	<638	<638	493,000	209,000	60,500	667,000	485,000	183,000
92544080	BA3 (0-2')_20210611	NA	06/11/2021	<4.2	<4.2	<4.2	<4.2	<165	<8.3	<165	<8.3	<8.3	<8.3	<8.3	<8.3	<16.5	<8.3	<8.3	<8.3	<8.3	<8.3	<8.3	<8.3	23.9	<33	<82.6	<8.3	<8.3	<8.3	<8.3	<8.3	<8.3	8.3	<8.3	<8.3	<16.5	<16.5	<8.3
92544080	BA3 (22-24)_20210611	NA	06/11/2021	2,560	1,440	355	4,010	<3,270	8,680	<3,270	<164	<164	<164	146J	<164	<327	<164	<164	<164	<164	<164	46,900	<164	3,810	<655	<1,640	<164	11,100	<164	<164	<164	<164	142,000	94,100	27,900	232,000	167,000	65,200
92544080	BA4 (0-2')_20210611	NA	06/11/2021	<4.2	<4.2	<4.2	4.6	<160	<8	<160	<8	<8	<8	<8	<8	<16	<8	<8	<8	<8	<8	<8	<8	<8	<32	<80	<8	<8	<8	<8	<8	<8	14.3	<8	<8	<16	<16	<8
92544080	BA4 (18-20)_20210611	NA	06/11/2021	13,500	6,260	1,590	19,800	<17,400	42,400	<17,400	<872	<872	<872	<872	<872	<1740	<872	<872	<872	<872	174,000	<872	13,000	<3,490	<8,720	<872	39,100	<872	<872	<872	<872	535,000	305,000	<872	860,000	613,000	246,000
92544158	BA5 (0-2')_20210614	NA	06/14/2021	14.6	7.2	<3.1	21.8	<123	<6.1	<123	<6.1	<6.1	<6.1	<6.1	<6.1	<12.3	<6.1	<6.1	<6.1	<6.1	<6.1	<6.1	<6.1	<6.1	<24.5	<61.3	<6.1	<6.1	<6.1	<6.1	<6.1	<6.1	5.1J	<6.1	<6.1	<12.3	<12.3	<6.1
92544158	BA5 (10-12')_20210614	NA	06/14/2021	3,470	2,470	673	5,940	4,240J	11,400	<7,560	7,280	<378	<378	201J	<378	<756	<378	<378	<378	<378	98,700	<378	5,810	<1,510	<3,780	<378	14,300	<378	<378	<378	<378	202,000	118,000	<378	530,000	383,000	147,000
92544080	BA6 (0-2')_20210612	NA	06/12/2021	9.0	7.9	<4.6	16.9	<180	<9	<180	<9	<9	<9	<9	<9	<18	<9	<9	<9	<9	<9	<9	<9	<9	<36	<89.9	<9	<9	<9	<9	<9	<9	10.4	<9	<9	<18	<18	<9
92544080	BA6 (8-10')_20210612	NA	06/12/2021	33,000	18,500	5,610	51,500	26,600J	53,500	<30,800	26,500	<1,540	<1540	<1,540	<1540	<3080	<1540	<1,540	<1540	<1,540	<1,540	340,000	29,500	25,200	<6,170	<1,540	<1,540	54,100	<1,540	<1,540	<1,540	29,600	1,020,000	563,000	162,000	1,780,000	1,270,000	501,000
92544080	BA7(0-2')_20210612	NA	06/12/2021	32.5	44.3	<30.6	76.8	<173	23.2	<173	<8.6	<8.6	<8.6	<8.6	<8.6	<17.3	<8.6	<8.6	<8.6	<8.6	<8.6	36.7	<8.6	<8.6	<34.6	<86.5	<8.6	<8.6	<8.6	<8.6	<8.6	<8.6	277	28.7	7.9J	189	142	46.5
92544080	BA7(10-12')_20210612	NA	06/12/2021	7,690	6,630	2,120	14,300	13,600	14,800	<9,340	18,600	<467	<467	361J	<467	<934	<467	<467	<467	<467	<467	169,000	15,400	14,400	<1,870	<4,670	<467	36,100	<467	<467	<467	<467	439,000	350,000	107,000	873,000	629,000	244,000
92544080	BA8 (0-2')_20210612	NA	06/12/2021	<4.8	<4.8	<4.8	<4.8	<175	<8.7	<175	<8.7

Table 2
Summary of Delineation Soil Sampling Results

Colonial Pipeline Company
2020-L1-SR2448
Huntersville, North Carolina

Lab Report	Sample ID	Well ID	Sample Date	MADEP VPH (mg/kg)				Volatile Organic Compounds (EPA 8260D) (µg/kg)																															
				Aliphatic (C05-C08)	Aliphatic (C09-C12)	Aromatic (C09-C10), Unadjusted	Total VPH	Acetone	Benzene	2-Butanone (MEK)	n-Butylbenzene	sec-Butylbenzene	tert-Butylbenzene	Chlorobenzene	Chloroform	Chloromethane	2-Chlorotoluene	4-Chlorotoluene	1,1-Dichloroethane	1,2-Dichloroethane	Diisopropyl ether	Ethylbenzene	Isopropylbenzene (Cumene)	p-Isopropyltoluene	Methylene Chloride	4-Methyl-2-pentanone (MIBK)	Methyl-tert-butyl ether	Naphthalene	n-Propylbenzene	Styrene	1,1,1,2-Tetrachloroethane	Tetrachloroethene	Toluene	1,2,4-Trimethylbenzene	1,3,5-Trimethylbenzene	Xylene (Total)	m&p-Xylene	o-Xylene
Soil-to-Water MSCCs				68	540	31	NE	24,000	7.2	16,000	2,400	2,200	1,700	440	340	14	NE	280	30	1.9	320	8,000	1,300	120	23	420	85	200	1,400	900	4	5.0	5,400	6,600	6,600	6,000	NE	NE
Residential MSCCs				625	1,560	469	NE	14,000,000	12,000	9,380,000	782,000	1,560,000	1,560,000	312,000	21,000	51,000	NE	312,000	116,000	7,290	NE	60,300	1,560,000	1,560,000	93,800	1,250,000	156,000	5,500	1,560,000	3,120,000	25,200	93,800	1,250,000	156,000	156,000	3,120,000	NE	NE
Industrial / Commercial MSCCs				9,340	23,300	7,000	NE	210,000,000	59,400	140,000,000	11,600,000	23,300,000	23,300,000	4,670,000	105,000	251,000	NE	4,670,000	573,000	35,900	2,330,000	297,000	23,300,000	23,300,000	1,400,000	18,600,000	1,810,000	27,000	23,300,000	46,700,000	125,000	1,400,000	18,600,000	2,330,000	2,330,000	46,700,000	NE	NE
92544080	BB8 (0-2')_20210612	NA	06/12/2021	<3.6	<3.6	<3.6	5.2	59.9J	<8.5	<170	<8.5	<8.5	<8.5	<8.5	<8.5	<17	<8.5	<8.5	<8.5	<8.5	<8.5	<8.5	<8.5	<8.5	<33.9	<84.8	<8.5	<8.5	<8.5	<8.5	<8.5	<8.5	4.6J	<8.5	<8.5	<17	<17	<8.5
92544080	BB8 (22-24')_20210612	NA	06/12/2021	15.4	369	191	385	<857	<42.9	<857	<42.9	<42.9	<42.9	50.2	<42.9	<85.7	<42.9	<42.9	<42.9	<42.9	<42.9	44.1	<42.9	4,570	<171	<429	<42.9	33,800	<42.9	<42.9	<42.9	<42.9	142	32,900	5,350	393	261	132
92544833	AA6 0-2_20210616	NA	06/16/2021	391	624	222	1,010	9,390	2,140	<3,000	<150	<150	<150	105J	<150	<300	<150	<150	<150	<150	1,740	7,540	<150	4,200	<599	<1,500	<150	15,600	<150	<150	<150	<150	27,200	84,900	30,600	285,000	175,000	109,000
92544833	AA6 2-4_20210616	NA	06/16/2021	24,200	7,880	1,820	32,100	<13,200	67,500	<13,200	<658	<658	<658	<658	<658	<1320	<658	<658	<658	<658	29,500	192,000	9,160	<658	<2,630	<6,580	<658	28,800	<658	<658	<658	<658	482,000	175,000	52,800	1,040,000	751,000	285,000
92544833	AA8 0-2_20210616	NA	06/16/2021	5.1	10.4	5.1	15.4	41.7J	71.5	<128	<6.4	<6.4	<6.4	<6.4	<6.4	<12.8	<6.4	<6.4	<6.4	<6.4	<6.4	48.4	<6.4	192	<25.6	<63.9	<6.4	<6.4	<6.4	<6.4	<6.4	<6.4	472	31.8	<6.4	222	174	48
92544833	AA8 32-33_20210616*	NA	06/16/2021	2,910	1,700	503	4,610	<2,650	5,170	<2,650	<132	<132	<132	<132	<132	<265	<132	<132	<132	<132	<132	33,900	2,930	2,520	<530	<1,320	<132	10,600	<132	<132	<132	<132	93,700	71,300	<132	174,000	122,000	51,300
92544833	AB6 0-2_20210616	NA	06/16/2021	2,850	1,110	310	3,960	<1,360	4,590	<1,360	1,130	<67.9	<67.9	<67.9	<67.9	<136	<67.9	<67.9	<67.9	<67.9	2,150	17,800	1,170	1,010	<272	<679	<67.9	3,380	<67.9	<67.9	<67.9	<67.9	36,800	23,200	<67.9	99,900	71,800	28,100
92544833	AB6 2-4_20210616	NA	06/16/2021	11,600	5,560	1,540	17,200	<14,200	42,400	<14,200	<709	<709	<709	<709	<709	<1420	<709	<709	<709	<709	5,800	150,000	10,200	8,550	<2,830	<7,090	<709	22,600	<709	<709	<709	<709	424,000	187,000	<709	789,000	566,000	224,000
92544833	AB6 28-30_20210616*	NA	06/16/2021	6,440	3,270	878	9,710	<9,760	26,800	<9,760	6,470	<488	<488	<488	<488	<976	<488	<488	<488	<488	5,060	114,000	7,310	5,830	<1,950	<4,880	<488	18,000	<488	<488	<488	<488	312,000	139,000	<488	596,000	425,000	171,000
92544833	AB7 0-2_20210616	NA	06/16/2021	<3.4	<3.4	<3.4	<3.4	<138	116	<138	<6.9	<6.9	<6.9	<6.9	<6.9	<13.8	<6.9	<6.9	<6.9	<6.9	4.1J	8.4	<6.9	<6.9	<27.6	<69	<6.9	<6.9	<6.9	<6.9	<6.9	<6.9	240	<6.9	3.6J	40.8	32.3	8.5
92544833	AB7 16-18_20210616	NA	06/16/2021	10,100	5,690	1,610	15,800	<13,100	43,300	<13,100	9,260	<656	<656	<656	<656	<1310	<656	<656	<656	<656	<656	132,000	10,400	8,620	<2,630	<6,560	<656	26,300	<656	<656	<656	<656	464,000	211,000	<656	650,000	464,000	186,000
92544833	AB7 32-34_20210616*	NA	06/16/2021	13,300	6,030	1,810	19,300	<15,200	50,300	<15,200	12,500	<758	<758	<758	<758	<1520	<758	<758	<758	<758	<758	167,000	13,100	10,900	<3,030	<7,580	<758	34,900	<758	<758	<758	<758	609,000	281,000	81,700	815,000	582,000	233,000
92544833	AB8 0-2_20210616	NA	06/16/2021	3.5	3.7	<3.2	7.2	<119	6.2	<119	<6	<6	<6	<6	<6	<11.9	<6	<6	<6	<6	<6	<6	<6	<6	<23.8	<59.6	<6	<6	<6	<6	<6	<6	29.7	<6	<6	11.1J	11.1J	<6
92544833	AB8 12-14_20210616	NA	06/16/2021	<3.3	<3.3	<3.3	<3.3	87.6J	33.4	<133	<6.6	<6.6	<6.6	<6.6	<6.6	<13.3	<6.6	<6.6	<6.6	<6.6	6.8	20.9	<6.6	<6.6	<26.6	<66.4	<6.6	29.1	<6.6	<6.6	<6.6	<6.6	189	43.3	10.5	119	86.0	33.1
92544833	AB8 36-38_20210616*	NA	06/16/2021	17,300	5,590	1,590	22,900	<46,300	181,000	<46,300	<2,320	<2,320	<2320	<2,320	<2320	<4630	<2,320	<2,320	<2320	<2,320	6,940	150,000	7,340	<2,320	<9,260	<23,200	<2,320	27,500	<2,320	<2,320	<2320	<2320	1,050,000	158,000	<2,320	733,000	510,000	223,000
92545117	AA7 0-2_20210617	NA	06/17/2021	<4.0	<4.0	<4.0	<4.0	<145	10.9	<145	<7.2	<7.2	<7.2	<7.2	<7.2	<14.5	<7.2	<7.2	<7.2	<7.2	<7.2	17.5	<7.2	<7.2	<29	<72.4	<7.2	<7.2	<7.2	<7.2	<7.2	<7.2	99.8	<7.2	<7.2	70.8	57.3	13.5
92545117	AA7 8-10_20210617	NA	06/17/2021	805	653	366	1,820	3,720	458	<800	2,210	<40	<40	49.0	<40	<80	<40	<40	<40	<40	<40	8,160	<40	1,950	<160	<400	<40	6,400	<40	<40	<40	<40	11,800	37,200	11,200	46,800	31,500	15,300
92546391	BA9 0-2_20210623	NA	06/23/2021	<3.4	<3.4	<3.4	<3.4	<145	<7.2	<145	<7.2	<7.2	<7.2	<7.2	<7.2	<14.5	<7.2	<7.2	<7.2	<7.2	<7.2	<7.2	<7.2	<7.2	<28.9	<72.3	<7.2	<7.2	<7.2	<7.2	<7.2	<7.2	<7.2	<7.2	<7.2	<14.5	<14.5	<7.2
92546391	BA9 6-8_20210623	NA	06/23/2021	<4.0	<4.0	<4.0	6.4	<142	<7.1	<142	<7.1	<7.1	<7.1	<7.1	<7.1	<14.2	<7.1	<7.1	<7.1	<7.1	<7.1	6.3J	<7.1	<7.1	<28.3	<70.8	<7.1	<7.1	<7.1	<7.1	<7.1	<7.1	18.9	<7.1	<7.1	21.7	15.2	6.4J
92546391	BB9 0-2_20210623	NA	06/23/2021	<2.5	<2.5	<2.5	<2.5	<106	<5.3	<106	<5.3	<5.3	<5.3	<5.3	<5.3	<10.6	<5.3	<5.3	<5.3	<5.3	<5.3	<5.3	<5.3	<5.3	<21.1	<52.9	<5.3	<5.3	<5.3	<5.3	<5.3	<5.3	<5.3	<5.3	<5.3	<10.6	<10.6	<5.3
92546391	BB9 22-24_20210623	NA	06/23/2021	4,540	1,550	767	6,870	4,380J	5,170	<6,410	<320	<320	<320	193J	<320	<641	<320	<320	<320	<320	<320	94,700	<320	7,140	<1,280	<3,200	<320	18,100	<320	<320	<320	<320	251,000	167,000	50,100	463,000	335,000	128,000
92546391	BC8 0-2_20210623	NA	06/23/2021	<3.6	<3.6	<3.6	<3.6	<139	<6.9	<139	<6.9	<6.9	<6.9	<6.9	<6.9	<13.9	<6.9	<6.9	<6.9	<6.9	<6.9	6.8J	<6.9	<6.9	<27.8	<69.4	<6.9	<6.9	<6.9	<6.9	<6.9	<6.9	30.5	<6.9	<6.9	19.8	19.8	<6.9
92546391	BC8 18-20_20210623	NA	06/23/2021	<3.3	<3.3	<3.3	<3.3	<130	<6.5	<130	<6.5	<6.5	<6.5	<6.5	<6.5	<13	<6.5	<6.5	<6.5	<6.5	<6.5	6.5	<6.5	<6.5	<26	<65	<6.5	<6.5	<6.5	<6.5	<6.5	<6.5	31.2	<6.5	<6.5	24.9	17.6	7.3
92546391	BC9 0-2_20210623	NA	06/23/2021	<2.7	<2.7	<2.7	<2.7	<113	<5.7	<113	<5.7	<5.7	<5.7	<5.7	<5.7	<11.3	<5.7	<5.7	<5.7	<5.7	<5.7	<5.7	<5.7	<5.7	<22.7	<56.6	<5.7	<5.7	<5.7	<5.7	<5.7	<5.7	<5.7	<5.7	<5.7	<11.3	<11.3	<5.7
92546391	BC9 20-22.5_20210623	NA	06/23/2021	<4.3	<4.3	<4.3	<4.3	<122	<6.1	<122	<6.1	<6.1	<6.1	<6.1	<6.1	<12.2	<6.1	<6.1	<6.1	<6.1	<6.1	<6.1	<6.1	<6.1	<24.3	<60.8	<6.1	<6.1	<6.1	<6.1	<6.1	<6.1	<6.1	<6.1	<6.1	<12.2	<12.2	<6.1
92546394	BC8 24-26_20210623	NA	06/23/2021	2,280	1,960	846	5,090	<7,260	196J	<7,260	12,700	<363	<363	291J	<363	<726	<363	<363	<363	<363	<363	98,600	11,800	10,600	<1,450	8,570	<363	27,800	46,500	<363	<363	<363	69,100	247,000	73,700	526,000	370,000	156,000
92546589	BA1 0-2_20210625	NA	06/25/2021	<3.4	<3.4	<3.4	3.7	<130	<6.5	<130	<6.5	<6.5	<6.5	<6.5	<6.5	<13	<6.5	<6.5	<6.5	<6.5	<6.5	<6.5	<6.5	17.2	<26	<65	<6.5	<6.5	<6.5	<6.5	<6.5	<6.5	4.2J	<6.5	<6.5	<13	<13	<6.5
92546589	BA1 12-14_20210625	NA	06/25/2021	<3.4	<3.4	<3.4	<3.4	<131	5.9J	<131	<6.5	<6.5	<6.5	<6.5	<6.5	<13.1	<6.5	<6.5	<6.5	<6.5	<6.5	<6.5	<6.5	<6.5	<26.1	<65.3	<6.5	<6.5	<6.5	<6.5	<6.5	<6.5	22.5	<6.5	<6.5	9.5J	9.5J	<6.5
92546589	BA1 32-34_20210625	NA	06/25/2021	65.1	18.2	6.5	89.9	1,520	2,200	<1,170	<58.3	<58.3	<58.3	<58.3	<58.3	<117	<58.3	<58.3	<58.3	<58.3	116	14,700	<58.3	<58.3	898	1,070	<58.3	4,210	<58.3	<58.3	<58.3	<58.3	33,200	31,800	9,040	76,200	53,700	22,400
92546589	BB1 0-2_20210625	NA	06/25/2021	<4.3	<4.3	<4.3	<4.3	<166	<8.3	<166	<8.3	<8.3	<8.3	<8.3	<8.3	<16.6	<8.3	<8.3	<8.3	<8.3	<8.3	<8.3	<8.3	<8.3	<33.1	<82.8	<8.3	<8.3	<8.3	<8.3	<8.3	<8.3	<8.3	<8.3	<8.3	<16.6	<16.6	<8.3
92546589	BB1 16-18_20210625	NA	06/25/2021	<3.0	<3.0	<3.0	<3.0	<119	<5.9	<119	<5.9	<5.9	<5.9	<5.9	<5.9	<11.9	<5.9	<5.9	<5.9	<5.9	<5.9	15.6	<5.9	19.6	<23.8	<59.5	<5.9	9.1	<5.9	<5.9	<5.9	<5.9	52.1	33.9	<5.9	99.9	66.4	33.5
92546589	BC1 0-2_20210625	NA	06/25/2021	<4.1	<4.1	<4.1	<4.1	<161	<8.3	<161	<8.3	<8.3	<8.3	<8.3	<8.3	<8.3	<8.3	<8.3	<8.3	<8.3	<8.3	<8.3	<8.3	<8.3	<32.2	<80.4	<8.3	<8.3	<8.3	<8.3	<8.3	<8.3	<8.3	<8.3	<8.3	<16.1	<16.1	<8
92546589	BC1 8-10_20210625	NA	06/25/2021	<4.4	<4.4	<4.4	<4.4	<157	<7.9	<157	<7.9	<7.9	<7.9	<7.9	<7.9	<15.7	<7.9	<7.9	<7.9	<7.9	<7.9	<7.9	<7.9	<7.9	<31.4	<78.6	<7.9	<7.9	<7.9	<7.9	<7.9	<7.9	<7.9	<7.9	<7.9	<15.7	<15.7	<7.9
92546589	BC2 0-2_20210625	NA	06/25/2021	<4.6	10.0	15.2	26.0	<165	<8.3	<165	<8.3	<8.3	<8.3	<8.3	<8.3	<16.5	<8.3	<8.3	<8.3	<8.3	<8.3	<8.3	<8.3	<8.3	<33	<82.5	<8.3	<8.3	<8.3	<8.3	<8.3	<8.3	<8.3	<8.3	<8.3	<16.5	<16.5	<8.3
92546589	BC2 22-24_20210625	NA	06/25/2021	<4.4	<4.4	<4.4	<4.4	<130	<6.5	<130	<6.5	<6.5	<6.5	<6.5	<6.5	<13	<6.5	<6.5	<6.5	<6.5	<6.5	<6.5	<6.5	<6.5	<25.9	<64.8	<6.5	<6.5	<6.5	<6.5	<6.5	<6.5	4.0J	<6.5	<6.5	<13	<13	<6.5
92546589	BC3 0-2_20210625	NA	06/25/2021	<4.0	<4.0	<4.0	<4.0	<168	<8.4	<168	<8.4	<8.4	<8.4	<8.4	<8.4	<16.8	<8.4	<8.4	<8.4	<8.4	<8.4	<8.4	<8.4	<8.4	<33.6	<84	<8.4	<8.4	<8.4	<8.4	58.6	<8.4	5.0J	<8.4	<8.4	<16.8	<16.8	<8.4
92546589	BC3 2-4_20210625	NA	06/25/2021	<4.1	<4.1	<4.1	<4.1	<163	<8.2	<163	<8.2	<8.2	<8.2	<8.2	<8.2	<16.3	<8.2	<8.2	<8.2	<8.2	<8.2	<8.2	<8.2	<8.2	<32.7	<81.6	<8.2	<8.2	<8.2	<8.2	<8.2	<8.2	<8.2	<8.2	<8.2	<16.3	<16.3	<8.2
92546658	AA1 (0-2')_20210626	NA	06/26/2021	<4.6	<4.6	<4.6	<4.6	<169	<8.4	<169	<8.4	<8.4	<8.4	<8.4	<8.4	<16.9	<8.4	<8.4	<8.4	<8.4	<8.4	<8.4	<8.4	135	<33.7	<84.3	<8.4	<8.4	<8.4	<8.4	28.7	<8.4	6.6J	<8.4	<8.4	<16.9	<16.9	<8.4
92546658	AA1 (16-18')_20210626	NA	06/26/2021	<3.3	<3.3	<3.3	<3.3	<129	13.3	<129	<6.5	<6.5	<6.5	<6.5	<6.5	<12.9	<6.5	<6.5	<6.5	<6.5	<6.5	<6.5	<6.5	<6.5	<25.8	<64.6	<6.5	<6.5	<6.5	<6.5	<6.5	<6.5	25.3	<6.5	<6.5	<12.9	<12.9	3.3J
92546658	AB1 (0-2')_20210626	NA	06/26/2021	<3.6	<3.6	<3.6	4.9	1,320	<18.4	<368	452	<18.4	<18.4	<18.4	<18.4	<36.8	12,700	<18.4	<18.4	<18.4	<18.4	10.7J	<18.4	1,850	436	<184	<18.4	<18.4	<18.4	<18.4	<18.4	<18.4	64.7	<18.4	<18.4	76.7	63.9	12.8J
92546658	AB1 (20-22')_20210626	NA	06/26/2021	5,250	1,750	618	7,620	18,000	11,500	<6,370	<318	<318	<318	<318	<318	<637	<318	<318	<318	<318	<318	62,800	<318	4,940	<1,270	<3,180	<318	12,400	<318	<318	<318	<318	173,000	110,000	32,600	305,000	220,000	85,200
92546658	AC1 (0-2')_20210626	NA	06/26/2021	<3.7	<3.7	<3.7	6.6	<147	<7.4	<147	<7.4	<7.4	<7.4	<7.4	<7.4	<14.7	<7.4	<7.4	<7.4	<7.4	<7.4	<7.4	<7.4	225	<29.5	<73.7	<7.4	<7.4	<7.4	<7.4	<7.4	<7.4	12.8	<7.4	<7.4	11.6J	11.6J	<7.4
92546658	AC1 (16-18')_20210626	NA	06/26/2021	<3.1	<3.1	<3.1	<3.1	<136	<6.8	<136	<6.8	<6.8	<6.8	<6.8	<6.8	<13.6	<6.8	<6.8	<6.8	<6.8	<6.8	<6.8	<6.8	<6.8	<27.2	<68	<6.8	<6.8	<6.8	<6.8	<6.8	<6.8	5.7J	13.0	<6.8	11.2J	7.1J	4.2J
92546658	AC2 (0-2')_20210626	NA	06/26/2021	<3.7	<3.7	<3.7	6.3	263	<8.1	<162	<8.1	<8.1	<8.1	<8.1	<8.1	<16.2	<8.1	<8.1	<8.1	<8.1	<8.1	29.4	<8.1	1,280	<32.5	<81.1	<8.1	<8.1	<8.1	<8.1	<8.1	<8.1	36.9	<8.1	<8.1	200	152	47.9
92546658	AC2 (12-14')_20210626	NA	06/26/2021	485	258	111	854	<593	812	<593	<29.7	<29.7	<29.7	<29.7	<29.7	<59.3	<29.7	<29.7	<29.7	<29.7	52.3	7,040	<29.7	958	718	599	<29.7	3,230	<29.7	<29.7	<29.7	<29.7	15,000	19,600	5,760	37,300	26,100	11,100
92546658	AC3 (0-2')_20210626	NA	06/26/2021	<4.1	<4.1	<4.1	4.7	<153	<7.7	<153	<7.7	<7.7	<7.7	<7.7	<7.7	<15.3	<7.7	<7.7	<7.7	<7.7	<7.7	<7.7	<7.7	<7.7	<30.7	<76.7	<7.7	<7.7	<7.7	<7.7	<7.7	<7.7	<7.7	<7.7	<7.7	<15.3	<15.3	<7.7
92546658	AC3 (8-10')_20210626	NA	06/26/2021	<4.1	<4.1	<4.1	<4.1	<153	<7.7	<153	<7.7	<7.7	<7.7	<7.7	<7.7	<15.3	<7.7	<7.7	<7.7	<7.7	<7.7	<7.7	<7.7	352	<30.7	<76.7	<7.7	<7.7	<7.7	<7.7	<7.7	<7.7	18.7	22.9	<7.7	70.1	46.3	23.8
92546969	AC4 (0-2)_20210628	NA	06/28/2021	<5.1	<5.1	<5.1	<5.1	<198	<9.9	<198	<9.9	<9.9	<9.9	<9.9	<9.9	<19.8	<9.9	<9.9	<9.9	<9.9	<9.9	<9.9	<9.9	<9.9	<39.5	<98.9	<9.9	<9.9	<9.9	<9.9	<9.9	<9.9	11	<9.9	<9.9	<19.8	<19.8	<9.9
92546969	AC4 (10-12)_20210628	NA	06/28/2021	2,350	904	337	3,600	24,900	8,520	<7,250	<362	<362	<362	<362	<362	<725	<362	<362	<362	<362	<362	68,900	<362	<362	<1,450	5,720	<362	15,600	<362	<362	<362	<362	183,000	137,000	41,500	342,000	246,000	95,300
92546969	AC4 (24-26)_20210628	NA	06/28/2021	4,070	1,010	466	5,550	20,500	13,900	<6,320	<316	<316	<316	<316	<316	<632	<316	<316	<316	<316	685	56,400	<316	<316	<1,260	3,810	<316	12,000	<316	<316	<316	<316	171,000	107,000	32,000	276,000	199,000	77,600
92546969	AC5 0-2_20210628	NA	06/28/2021	33.4	26.6	7.4	67.4	3,350	364	471	<7.8	<7.8	<7.8	<7.8	<7.8	<15.6	<7.8	<7.8	<7.8	<7.8	115	591	<7.8	315	<31.2	<78	<7.8	160	<7.8	<7.8	<7.8	<7.8	1,330	1,070	<7.8	4,570	3,180	1,390
92546969	AC5 14-16_20210628	NA	06/28/2021	21,200	6,260	1,640	29,100	<17,900	70,200	<17,900	<893	<893	<893	<893	<893	<1790	<893	<893	<893	<893	5,440	298,000	<893	19,300	<3,570	<8,930	<893	41,300	<893	<893	<893	<893	693,000	387,000	114,000	1,530,000	1,090,000	438,000
92546969	AC5 26-28_20210628	NA	06/28/2021	10,600	3,750	1,170	15,500	<12,200	29,400	<12,200	<610	<610	<610	<610	<610	<1220	<610	<610	<610	<610	1,660	142,000	<610	9,410	<2,440	<6,100	<610	24,000	<610	<610	<610	<610	361,000	215,000	62,900	723,000	517,000	206,000
92546969	AC6 0-2_20210628	NA	06/28/2021	4.9	<4.5	<4.5	8.7	<170	<8.5	<170	<8.5	<8.5	<8.5	<8.5	<8.5	<17	<8.5	<8.5	<8.5	<8.5	<8.5	<8.5	<8.5	9	<33.9	<84.8	<8.5	<8.5	<8.5	<8.5	<8.5	<8.5	16	<8.5	<8.5	<17	<17	<8.5
92546969	AC6 10-12_20210628	NA	06/28/2021	6,370	2,470	1,090	9,920	15,800	19,500	<7,380	<369	<369	<369	<369	<369	<738	<369	<369	<369	<369	<369	123,000	11,700	<369	4,700	10,300	<369	29,100	<369	<369	<369	<369	314,000	262,000	78,500	604,000	432,000	172,000
92546969	AC6 36-38_20210628*	NA	06/28/2021	12,000	3,240	1,370	16,700	<17,900	51,500	<17,900	<893	<893	<893	<893	<893	<1790	<893	<893	<893	<893	<893	115,000	9,030	7,760	<3,570	<8,930	<893	23,800	33,300	<893	<893	<893	433,000	183,000	52,600	564,000	406,000	158,000
92546969	AC7 0-2_20210628	NA	06/28/2021	<5.7	<5.7	<5.7	9.1	<190	<9.5	<190	<9.5	<9.5	<9.5	<9.5	<9.5	<19	<9.5	<9.5	<9.5	<9.5	<9.5	21.1	<9.5	<9.5	<38.1	<95.2	<9.5	<9.5	5.2J	<9.5	<9.5	<9.5	174	14.5	<9.5	101	81.6	19.7
92546969	AC7 20-22_20210628	NA	06/28/2021	64.1	17.4	6.1	87.7	149	182	<132	<6.6	<6.6	<6.6	7.1	<6.6	<13.2	<6.6	<6.6	<6.6	<6.6	35.8	1,590	<6.6	<6.6	<26.4	<66	<6.6	1,040	<6.6	<6.6	<6.6	<6.6	2,620	6,340	1,810	8,710	6,070	2,640
92546969	AC7 42-44_20210628*	NA	06/28/2021	50.1	9.3	4.0	63.4	91.8J	624	<123	<6.2	<6.2	<6.2	<6.2	<6.2	<12.3	<6.2	<6.2	<6.2	<6.2	111	401	<6.2	<6.2	<24.6	<61.6	55.7	194	<6.2	<6.2	<6.2	<6.2	2,110	805	232	2,040	1,430	619
92547162	AS-21 (18-20)_20210630	NA	06/30/2021	14.1	7.3	<4.4	22.9	<156	<7.8	<156	<7.8	<7.8	<7.8	<7.8	<7.8	<15.6	<7.8	<7.8	<7.8	<7.8	<7.8	<7.8	<7.8	<7.8	<31.2	<77.9	<7.8	<7.8	<7.8	<7.8	<7.8	<7.8	<7.8	<7.8	<7.8	<15.6	<15.6	<7.8
92547162	AS-22 (18-20)_20210630	NA	06/30/2021	<4.9	<4.9	<4.9	6.8	<168	<8.4	<168	<8.4	<8.4	<8.4	<8.4	<8.4	<16.8	<8.4	<8.4	<8.4	<8.4	<8.4	<8.4	<8.4	<8.4	<33.6	<84.1	<8.4	<8.4	<8.4	<8.4	<8.4	<8.4	<8.4	<8.4	<8.4	<16.8	<16.8	<8.4
92543943	BB2(40-42')_20210610*	NA	06/10/2021	12,100	9,720	2,860	21,800	<7,170	4,750	<7,170	10,000	<359	<359	<359	<359	<717	<359	<359	<359	<359	669	66,600	8,220	9,330	<1,430	<3,590	<359	27,400	<359	<359	<359	<359	125,000	216,000	52,200	393,000	271,000	122,000
92546505	BC-4 0-2_20210624	NA	06/24/2021	<0.85	<0.85	<0.85	<0.85	<158	<7.9	<158	<7.9	<7.9	<7.9	<7.9	<7.9	<15.8	<7.9	<7.9	<7.9	<7.9	<7.9	<7.9	<7.9	<7.9	<31.5	<78.8	<7.9	<7.9	<7.9	<7.9	<7.9	<7.9	14.8	<7.9	<7.9	<15.8	<15.8	<7.9
92546505	BC-4 18-20_20210624	NA	06/24/2021	<3.8	<3.8	<3.8	<3.8	<151	<7.5	<151	<7.5	<7.5	<7.5	<7.5	<7.5	<15.1	<7.5	<7.5	<7.5	<7.5	<7.5	<7.5	<7.5	<7.5	<30.1	<75.3	<7.5	<7.5	<7.5	<7.5	<7.5	<7.5	15.8	<7.5	<7.5	<15.1	<15.1	<7.5
92546505	BC-5 0-2_20210624	NA	06/24/2021	<3.2	<3.2	<3.2	<3.2	<126	<6.3	<126	<6.3	<6.3	<6.

Table 2
Summary of Delineation Soil Sampling Results

Colonial Pipeline Company
2020-L1-SR2448
Huntersville, North Carolina

Lab Report	Sample ID	Well ID	Sample Date	MADEP VPH (mg/kg)				Volatile Organic Compounds (EPA 8260D) (µg/kg)																														
				Aliphatic (C05-C08)	Aliphatic (C09-C12)	Aromatic (C09-C10), Unadjusted	Total VPH	Acetone	Benzene	2-Butanone (MEK)	n-Butylbenzene	sec-Butylbenzene	tert-Butylbenzene	Chlorobenzene	Chloroform	Chloromethane	2-Chlorotoluene	4-Chlorotoluene	1,1-Dichloroethane	1,2-Dichloroethane	Diisopropyl ether	Ethylbenzene	Isopropylbenzene (Cumene)	p-Isopropyltoluene	Methylene Chloride	4-Methyl-2-pentanone (MIBK)	Methyl-tert-butyl ether	Naphthalene	n-Propylbenzene	Styrene	1,1,1,2-Tetrachloroethane	Tetrachloroethene	Toluene	1,2,4-Trimethylbenzene	1,3,5-Trimethylbenzene	Xylene (Total)	m&p-Xylene	o-Xylene
Soil-to-Water MSCCs				68	540	31	NE	24,000	7.2	16,000	2,400	2,200	1,700	440	340	14	NE	280	30	1.9	320	8,000	1,300	120	23	420	85	200	1,400	900	4	5.0	5,400	6,600	6,600	6,000	NE	NE
Residential MSCCs				625	1,560	469	NE	14,000,000	12,000	9,380,000	782,000	1,560,000	1,560,000	312,000	21,000	51,000	NE	312,000	116,000	7,290	NE	60,300	1,560,000	1,560,000	93,800	1,250,000	156,000	5,500	1,560,000	3,120,000	25,200	93,800	1,250,000	156,000	156,000	3,120,000	NE	NE
Industrial / Commercial MSCCs				9,340	23,300	7,000	NE	210,000,000	59,400	140,000,000	11,600,000	23,300,000	23,300,000	4,670,000	105,000	251,000	NE	4,670,000	573,000	35,900	2,330,000	297,000	23,300,000	23,300,000	1,400,000	18,600,000	1,810,000	27,000	23,300,000	46,700,000	125,000	1,400,000	18,600,000	2,330,000	2,330,000	46,700,000	NE	NE
92544467	AA4 (0-2')_20210615	NA	06/15/2021	21.0	12.1	<3.6	33.1	1,160	275	<141	<7.1	<7.1	<7.1	<7.1	<7.1	<14.1	<7.1	<7.1	<7.1	<7.1	17.1	182	19.6	45.7	<28.2	<70.5	<7.1	<7.1	<7.1	<7.1	<7.1	<7.1	679	125	52.9	1,380	920	460
92544467	AA4 (10-12')_20210615	NA	06/15/2021	5,610	3,800	1,390	9,410	12,000J	33,600	<18,300	15,800	<917	<917	<917	<917	<1830	<917	<917	<917	<917	<917	177,000	15,400	13,900	<3,670	<9,170	<917	41,000	<917	<917	<917	<917	524,000	324,000	95,700	881,000	632,000	250,000
92544467	AA5 (0-2')_20210615	NA	06/15/2021	18.5	6.9	<4.7	25.4	1,800	814	658	<7.7	<7.7	<7.7	<7.7	<7.7	<15.5	<7.7	<7.7	<7.7	<7.7	12.6	146	4.8J	<7.7	<31	<77.4	<7.7	<7.7	30.3	<7.7	<7.7	<7.7	1,890	42.4	<7.7	733	505	228
92544467	AA5 (18-20')_20210615	NA	06/15/2021	263	377	145	640	1,910	1,000	<1,070	<53.6	<53.6	<53.6	79.5	<53.6	<107	<53.6	<53.6	<53.6	<53.6	773	20,700	<53.6	<53.6	<215	<536	<53.6	7,430	<53.6	<53.6	<53.6	<53.6	22,600	36,700	10,600	119,000	83,200	35,800
92544467	AA5 (6-8')_20210615	NA	06/15/2021	4,470	2,230	711	6,700	10,400J	32,300	<11,200	9,120	<558	<558	<558	<558	<1120	<558	<558	<558	<558	<558	137,000	10,800	9,250	<2,230	<5,580	<558	20,600	<558	<558	<558	<558	426,000	200,000	<558	683,000	486,000	197,000
92544467	AB3 (0-2')_20210615	NA	06/15/2021	4.7	5.7	<3.6	10.4	<126	<6.3	<126	<6.3	<6.3	<6.3	<6.3	<6.3	<12.6	<6.3	<6.3	<6.3	<6.3	<6.3	<6.3	<6.3	<6.3	<25.2	<63	<6.3	<6.3	<6.3	<6.3	<6.3	<6.3	8.2	<6.3	<6.3	8.0J	8.0J	<6.3
92544467	AB3 (22-24')_20210615	NA	06/15/2021	17,300	6,050	1,740	23,300	6,670J	42,900	<11,500	11,800	<577	<577	<577	<577	<1150	<577	<577	<577	<577	<577	169,000	12,100	10,600	<2,310	<5,770	<577	25,400	<577	<577	<577	<577	481,000	228,000	<577	867,000	622,000	245,000
92544467	AB4 (0-2')_20210615	NA	06/15/2021	7.8	5.9	<4.6	13.7	<157	15.8	<157	<7.9	<7.9	<7.9	<7.9	<7.9	<15.7	<7.9	<7.9	<7.9	<7.9	<7.9	9.1	<7.9	<7.9	<31.4	<78.6	<7.9	<7.9	<7.9	<7.9	<7.9	<7.9	86.8	8.3	<7.9	59.2	45.8	13.4
92544467	AB4 (14-16')_20210615	NA	06/15/2021	3,920	2,330	868	6,250	<5,140	17,900	<5,140	<257	<257	<257	140J	<257	<514	<257	<257	<257	<257	<257	71,300	<257	5,420	<1,030	<2,570	<257	15,100	<257	<257	<257	<257	216,000	125,000	35,600	353,000	255,000	98,800
92544467	AB5 (0-2')_20210615	NA	06/15/2021	2,110	1,110	308	3,220	<3,060	10,200	<3,060	<153	<153	<153	<153	<153	<306	<153	<153	<153	<153	4,460	32,800	1,610	<153	<611	<1,530	<153	5,710	<153	<153	<153	<153	80,400	33,700	<153	178,000	127,000	51,100
92544467	AB5 (2-4')_20210615	NA	06/15/2021	1,700	948	266	2,650	<1,460	4,990	<1,460	<72.9	<72.9	<72.9	51.9J	<72.9	<146	<72.9	<72.9	<72.9	<72.9	2,550	25,100	<72.9	<72.9	<292	<729	<72.9	5,600	<72.9	<72.9	<72.9	<72.9	46,000	33,600	9,850	154,000	110,000	44,000
92547126	AB9(0-2)_20210629	NA	06/29/2021	<5.3	<5.3	<5.3	<5.3	<204	<10.2	<204	<10.2	<10.2	<10.2	<10.2	<10.2	<20.4	<10.2	<10.2	<10.2	<10.2	<10.2	<10.2	<10.2	<10.2	<40.8	<102	<10.2	<10.2	<10.2	<10.2	<10.2	<10.2	<10.2	<10.2	<10.2	<20.4	<20.4	<10.2
92547126	AB9(24-26)_20210629	NA	06/29/2021	4.5	<4.1	<4.1	5.1	159	74.0	<153	<7.7	<7.7	<7.7	<7.7	<7.7	<15.3	<7.7	<7.7	<7.7	<7.7	<7.7	11.4	<7.7	<7.7	<30.7	<76.7	<7.7	<7.7	<7.7	<7.7	<7.7	<7.7	152	<7.7	<7.7	56.2	39.3	16.9
92547126	AB9(28-29.5)_20210629	NA	06/29/2021	5.3	<4	<4	6.5	167	297	<122	<6.1	<6.1	<6.1	<6.1	<6.1	<12.2	<6.1	<6.1	<6.1	<6.1	15.9	68.8	5.2J	<6.1	<24.3	<60.9	<6.1	26.5	<6.1	<6.1	<6.1	<6.1	749	69.4	<6.1	347	234	113
92547126	AC8(0-2)_20210629	NA	06/29/2021	<3.9	<3.9	<3.9	<3.9	<172	<8.6	<172	<8.6	<8.6	<8.6	<8.6	<8.6	<17.2	<8.6	<8.6	<8.6	<8.6	<8.6	<8.6	<8.6	<8.6	<34.5	<86.2	<8.6	<8.6	<8.6	<8.6	<8.6	<8.6	4.6J	<8.6	<8.6	<17.2	<17.2	<8.6
92547126	AC8(20-22)_20210629	NA	06/29/2021	<15.5	<15.5	<15.5	<15.5	<138	101	<138	<6.9	<6.9	<6.9	<6.9	<6.9	<13.8	<6.9	<6.9	<6.9	<6.9	21.6	19.5	<6.9	<6.9	<27.6	<69	<6.9	9.3	<6.9	<6.9	<6.9	<6.9	212	56.0	18.1	118	78.5	39.6
92547126	AC8(26-28)_20210629	NA	06/29/2021	205	68.7	40.3	314	409	463	<291	752	<14.6	<14.6	16.8	<14.6	<29.1	<14.6	<14.6	<14.6	<14.6	61.6	3,860	431	510	<58.2	406	<14.6	1,680	1,830	<14.6	<14.6	<14.6	7,930	10,700	3,240	19,700	13,900	5,720
92547126	AC9(0-2)_20210629	NA	06/29/2021	<4.2	<4.2	<4.2	<4.2	<177	<8.8	<177	<8.8	<8.8	<8.8	<8.8	<8.8	<17.7	<8.8	<8.8	<8.8	<8.8	<8.8	<8.8	<8.8	<8.8	<35.3	<88.4	<8.8	<8.8	<8.8	<8.8	<8.8	<8.8	4.7J	<8.8	<8.8	<17.7	<17.7	<8.8
92547126	AC9(24-26)_20210629	NA	06/29/2021	<3.2	<3.2	<3.2	<3.2	164	31.2	<134	<6.7	<6.7	<6.7	<6.7	<6.7	<13.4	<6.7	<6.7	<6.7	<6.7	8.6	6.7J	<6.7	<6.7	<26.9	<67.2	<6.7	14.6	<6.7	<6.7	<6.7	<6.7	84.8	18.1	5.2J	52.1	33.5	18.6
92547126	AC9(26-28)_20210629	NA	06/29/2021	8.6	7.9	<3.1	19.4	143	69.9	<112	<5.6	<5.6	<5.6	<5.6	<5.6	<11.2	<5.6	<5.6	<5.6	<5.6	19.4	177	<5.6	<5.6	<22.5	<56.2	4.9J	285	<5.6	<5.6	<5.6	<5.6	543	695	202	936	630	305
92548472	AAO (22-24)_20210707	NA	07/07/2021	<3.3	<3.3	<3.3	<3.3	<137	14.1	<137	<6.8	<6.8	<6.8	<6.8	<6.8	<13.7	<6.8	<6.8	<6.8	<6.8	<6.8	3.8J	<6.8	<6.8	<27.4	<68.4	<6.8	<6.8	<6.8	<6.8	<6.8	<6.8	32.1	22.8	<6.8	25.2	19.5	5.7J
92548472	AAO (40-42)_20210707*	NA	07/07/2021	7.2	<3.6	<3.6	9.6	<149	188	<149	<7.5	<7.5	<7.5	<7.5	<7.5	<14.9	<7.5	<7.5	<7.5	<7.5	40.4	82.8	4.1J	<7.5	<29.9	<74.7	14.8	18.0	<7.5	4.7J	<7.5	<7.5	636	64.7	<7.5	447	298	148
92548472	AAO (O-2)_20210707	NA	07/07/2021	<4.2	<4.2	<4.2	<4.2	<174	<8.7	<174	87.1	<8.7	<8.7	<8.7	<8.7	<17.4	<8.7	<8.7	<8.7	<8.7	<8.7	<8.7	<8.7	251	<34.7	<86.8	<8.7	<8.7	<8.7	<8.7	<8.7	<8.7	9.9	<8.7	<8.7	10.9J	10.9J	<8.7
92548472	ABO (0-2)_20210707	NA	07/07/2021	<4.3	8.3	12.2	22.3	<172	6.6J	<172	<8.6	<8.6	<8.6	<8.6	<8.6	<17.2	<8.6	<8.6	<8.6	<8.6	<8.6	11.1	<8.6	6.6J	<34.5	<86.2	<8.6	6.2J	<8.6	<8.6	<8.6	<8.6	68.0	16.4	<8.6	72.4	54.4	18.0
92548472	ABO (24-26)_20210707	NA	07/07/2021	<3	<3	<3	3.5	<130	9.7	<130	<6.5	<6.5	<6.5	<6.5	<6.5	<13	<6.5	<6.5	<6.5	<6.5	4.8J	8.7	<6.5	<6.5	<26	<64.9	<6.5	<6.5	<6.5	<6.5	<6.5	<6.5	58.4	10.8	<6.5	60.4	42.1	18.3
92548472	ABO (26-28)_20210707	NA	07/07/2021	<3	<3	<3	3.9	<119	37.3	<119	<6	<6	<6	<6	<6	<11.9	<6	<6	<6	<6	18.2	40.2	<6	4.5J	<23.9	<59.7	<6	21.9	<6	<6	<6	<6	197	60.5	<6	226	148	78.3
92548472	ABO (40-42)_20210707*	NA	07/07/2021	8,580	2,760	939	12,300	<4,740	15,200	<4,740	7,760	<237	<237	<237	<237	<474	<237	<237	<237	<237	1,030	81,100	<237	6,590	<948	6,810	<237	16,600	<237	3,460	685	<237	211,000	140,000	40,300	412,000	292,000	121,000
92548472	ACO (0-2)_20210707	NA	07/07/2021	<3.3	<3.3	<3.3	6.3	<129	<6.4	<129	<6.4	<6.4	<6.4	<6.4	<6.4	<12.9	<6.4	<6.4	<6.4	<6.4	<6.4	<6.4	<6.4	19.9	<25.8	<64.4	<6.4	<6.4	<6.4	<6.4	<6.4	<6.4	<6.4	<6.4	<6.4	<12.9	<12.9	<6.4
92548472	ACO (24-26)_20210707	NA	07/07/2021	<3.2	<3.2	<3.2	<3.2	<124	3.7J	<124	<6.2	<6.2	<6.2	<6.2	<6.2	<12.4	<6.2	<6.2	<6.2	<6.2	<6.2	<6.2	<6.2	<6.2	<24.8	<61.9	<6.2	3.8J	<6.2	<6.2	<6.2	<6.2	10.5	3.7J	<6.2	<12.4	<12.4	<6.2
92548472	ACO (28-29)_20210707	NA	07/07/2021	162	326	143	631	<1,580	190	<1,580	2,780	<79.2	<79.2	<79.2	<79.2	<158	<79.2	<79.2	<79.2	69.2J	<79.2	10,600	<79.2	2,540	622	<792	<79.2	7,010	<79.2	1,130	<79.2	<79.2	8,530	44,400	<79.2	64,900	43,100	21,800
92548816	AC0A (0-2')_20210708	NA	07/08/2021	<4	17.4	23.1	43.4	<117	<5.8	<117	<5.8	<5.8	<5.8	<5.8	<5.8	<11.7	<5.8	<5.8	<5.8	<5.8	<5.8	<5.8	<5.8	25.0	<23.3	<58.3	<5.8	<5.8	<5.8	<5.8	<5.8	<5.8	<5.8	<5.8	<5.8	<11.7	<11.7	<5.8
92548816	AC0A (20-22')_20210708	NA	07/08/2021	<2.9	<2.9	<2.9	<2.9	<105	17.6	<105	<5.3	<5.3	<5.3	<5.3	<5.3	<10.5	<5.3	<5.3	<5.3	<5.3	42.3	5.1J	<5.3	<5.3	<21.1	<52.6	14.6	<5.3	<5.3	<5.3	<5.3	<5.3	48.5	5.7	<5.3	25.8	18	7
92548816	AC0A (42-44')_20210708*	NA	07/08/2021	26.0	9.3	<2.9	37.8	<116	291	211	159	<5.8	<5.8	<5.8	<5.8	<11.6	<5.8	<5.8	5.6J	<5.8	101	1,460	135	143	<23.2	86	<5.8	427	<5.8	65.9	<5.8	<5.8	2,930	2,890	<5.8	7,830	5,490	2,340
92548816	AD4 (0-2')_20210708	NA	07/08/2021	<4.2	<4.2	<4.2	<4.2	<165	<8.2	<165	<8.2	<8.2	<8.2	<8.2	<8.2	<16.5	<8.2	<8.2	<8.2	<8.2	<8.2	<8.2	<8.2	9.1	<33	<82.4	<8.2	<8.2	<8.2	<8.2	<8.2	<8.2	<8.2	<8.2	<8.2	<16.5	<16.5	<8.2
92548816	AD4 (22-24')_20210708	NA	07/08/2021	11,600	3,140	1,130	15,900	<12,900	29,300	<12,900	<644	<644	<644	<644	<644	<1290	<644	<644	<644	<644	<644	130,000	10,600	10,100	<2,580	9,090	<644	24,600	<644	5,080	<644	<644	397,000	243,000	72,500	625,000	451,000	174,000
92548816	AD4 (36-38.5')_20210708*	NA	07/08/2021	9.6	3.5	<3.4	13.8	191	384	58.9J	<6.2	<6.2	<6.2	<6.2	<6.2	<12.3	<6.2	<6.2	<6.2	<6.2	110	185	16.0	15.9	<24.6	<61.5	<6.2	159	<6.2	9.7	<6.2	<6.2	1,190	339	<6.2	1,000	676	327
92548816	ADO (0-2')_20210708	NA	07/08/2021	<4.3	8.4	<4.3	15.4	68J	<9.1	<182	<9.1	<9.1	<9.1	<9.1	<9.1	<18.2	<9.1	<9.1	<9.1	<9.1	<9.1	<9.1	<9.1	63.7	<36.4	<91	<9.1	9.4	<9.1	<9.1	<9.1	<9.1	12.6	31.1	<9.1	44.8	30.0	14.8
92548816	ADO (20-22')_20210708	NA	07/08/2021	<3.2	<3.2	<3.2	<3.2	<126	8.2	<126	<6.3	<6.3	<6.3	<6.3	<6.3	<12.6	<6.3	<6.3	<6.3	<6.3	4.1J	7.9	<6.3	<6.3	<25.2	<63	<6.3	<6.3	<6.3	<6.3	<6.3	<6.3	36.2	5.7J	<6.3	34.1	24.6	9.6
92548816	ADO (44-46')_20210708*	NA	07/08/2021	93.6	33.2	11.2	138	<253	465	<253	<12.7	<12.7	<12.7	<12.7	<12.7	<25.3	<12.7	<12.7	<12.7	<12.7	53.2	1,640	169	142	102	<127	<12.7	397	489	75	<12.7	<12.7	4,660	2,850	785	8,720	6,110	2,610
92548983	AD1 (0-2')_20210709	NA	07/09/2021	<3.8	<3.8	<3.8	5.0	<158	<7.9	<158	<7.9	<7.9	<7.9	<7.9	<7.9	<15.8	<7.9	<7.9	<7.9	<7.9	<7.9	7.9	<7.9	55.6	<31.6	<78.9	<7.9	5.3J	<7.9	14.4	<7.9	<7.9	27.8	15.6	<7.9	61.5	48.5	13.0
92548983	AD1 (16-18')_20210709	NA	07/09/2021	177	557	323	1,060	1,180J	<175	<3,490	5,300	<175	<175	<175	<175	<349	<175	<175	<175	<175	<175	15,000	3,080	4,350	2,240	1,440J	<175	12,900	<175	1,040	<175	<175	3,920	83,900	24,500	106,000	69,400	36,600
92548983	AD1 (44-46')_20210709*	NA	07/09/2021	6,020	1,820	665	8,500	<5,170	20,900	<5,170	5,650	<258	<258	<258	<258	<517	<258	<258	<258	<258	1,320	73,500	5,630	5,380	<1,030	4,140	<258	13,900	21,000	3,000	<258	<258	212,000	115,000	32,600	372,000	264,000	108,000
92548983	AD2 (0-2')_20210709	NA	07/09/2021	<4.6	<4.6	<4.6	<4.6	112J	<8.5	<169	<8.5	<8.5	<8.5	<8.5	<8.5	<16.9	<8.5	<8.5	<8.5	<8.5	<8.5	<8.5	<8.5	10.2	<33.8	<84.5	4.8J	<8.5	<8.5	<8.5	<8.5	<8.5	23.0	7.3J	<8.5	29.1	21.5	7.6J
92548983	AD2 (18-20')_20210709*	NA	07/09/2021	10,500	3,990	1,430	15,900	<21,100	56,500	<21,100	21,600	<1,060	<1,060	<1,060	<1060	<2110	<1,060	<1,060	<1,060	<1,060	2,200	263,000	21,800	20,100	68,000	15,000	<1,060	51,600	<1,060	10,700	<1,060	<1,060	750,000	461,000	<1,060	1,310,000	933,000	373,000
92548983	AD2 (32-35')_20210709*	NA	07/09/2021	17,300	4,350	1,390	23,100	<25,900	62,300	<25,900	16,800	<1,290	<1,290	<1,290	<1290	<2590	<1,290	<1,290	<1,290	<1,290	2,990	224,000	16,100	14,300	79,800	10,200J	<1,290	43,100	61,900	9,130	<1,290	<1,290	690,000	339,000	95,800	1,120,000	798,000	319,000
92548983	AD3 (0-2')_20210709	NA	07/09/2021	<3.5	<3.5	<3.5	<3.5	<134	<6.7	<134	<6.7	<6.7	<6.7	<6.7	<6.7	<13.4	<6.7	<6.7	<6.7	<6.7	<6.7	<6.7	<6.7	<6.7	<26.8	<66.9	3.5J	<6.7	<6.7	<6.7	<6.7	<6.7	8.5	<6.7	<6.7	<13.4	<13.4	<6.7
92548983	AD3 (20-22')_20210709	NA	07/09/2021	14,300	3,600	1,500	19,400	<37,100	107,000	<37,100	24,500	<1,860	<1,860	<1,860	<1,860	<1,860	<1,860	<1,860	<1,860	<1,860	4,820	273,000	20,500	19,300	131,000	<18,600	<1,860	70,200	87,200	11,000	<1,860	<1,860	1,080,000	533,000	148,000	1,330,000	949,000	384,000
92548983	AD3 (36-38')_20210709*	NA	07/09/2021	14,000	4,040	1,520	19,600	<15,600	95,300	<15,600	27,800	<781	<781	850	<781	1540J	<781	<781	<781	<781	3,650	362,000	28,500	26,700	7,890	24,300	<781	61,300	<781	14,500	<781	<781	985,000	583,000	166,000	1,300,000	1,280,000	520,000
92548986	AD1A (0-2')_20210710	NA	07/10/2021	11.9	<3.4	<3.4	13.8	<137	<6.8	<137	<6.8	<6.8	<6.8	<6.8	<6.8	<13.7	<6.8	<6.8	<6.8	<6.8	<6.8	<6.8	<6.8	<6.8	<27.4	<68.4	<6.8	<6.8	<6.8	<6.8	<6.8	<6.8	9.2	12.9	<6.8	<13.7	<13.7	<6.8
92548986	AD1A (22-24')_20210710	NA	07/10/2021	2,970	1,750	724	5,450	<3,060	1,890	<3,060	4,870	<153	<153	<153	<153	<306	<153	<153	<153	<153	99.4J	32,900	3,690	4,330	<612	3,310	<153	12,000	14,400	1,470	<153	<153	56,600	86,900	25,000	173,000	119,000	53,600
92548986	AD1A (40-42')_20210710*	NA	07/10/2021	49.8	18.0	6.1	73.9	<130	536	182	<6.5	<6.5	<6.5	<6.5	<6.5	<13	<6.5	<6.5	<6.5	<6.5	140	1,210	119	152	<26	67.6	40.3	572	<6.5	54.8	<6.5	<6.5	3,260	2,790	780	6,440	4,480	1,960
92548986	AD5 (0-2')_20210710	NA	07/10/2021	<3.3	<3.3	<3.3	<3.3	<161	<8.1	<161	<8.1	<8.1	<8.1	<8.1	<8.1	<16.1	<8.1	<8.1	<8.1	<8.1	<8.1	<8.1	<8.1	91.4	<32.2	<80.6	<8.1	9.7	<8.1	<8.1	<8.1	<8.1	7.8J	23.2	<8.1	19.7	14.3J	5.4J
92548986	AD5 (22-24')_20210710	NA	07/10/2021	99.7	45.6	21.2	167	111J	286	<282	499	<14.1	<14.1	<14.1	<14.1	<28.2	<14.1	<14.1	<14.1	<14.1	42.5	1,680	234	387	<56.4	156	8.8J	1,670	<14.1	83.2	<14.1	<14.1	3,200	6,930	2,080	9,110	6,210	2,890
92548986	AD5 (34-36')_20210710*	NA	07/10/2021	126	52.2	22.9	201	191	1,430	150	<5.8	<5.8	<5.8	<5.8	<5.8	<11.7	<5.8	<5.8	<5.8	<5.8	209	1,260	<5.8	<5.8	<23.3	68.2	<5.8	743	619	<5.8	<5.8	<5.8	5,110	4,150	1,190	6,670	4,540	2,120
92548986	AD6 (0-2')_20210710	NA	07/10/2021	<3.4	<3.4	<3.4	<3.4	<149	<7.5	<149	<7.5	<7.5	<7.5	<7.5	<7.5	<14.9	<7.5	<7.5	<7.5	<7.5	<7.5	7.4J	<7.5	10.2	<29.9	<74.6	<7.5	<7.5	<7.5	<7.5	<7.5	<7.5	8.0	8.2	<7.5	22.9	14.8J	8.1
92548986	AD6 (24-26')_20210710	NA	07/10/2021	1,450	736	294	2,480	1,120J	3,010	<3,110	4,480	<155	<155	<155	<155	<311	<155	<155	<155	<155	113J	34,700	3,600	4,110	<622	3,350	<155	10,900	15,500	1,550	<155	<155	66,700	89,000	26,200	180,000	127,000	53,700
92548986	AD6 (34-36')_20210710*	NA	07/10/2021	34.9	9.4	<2.8	45.8	<115	261	37.4J	<5.8	<5.8	<5.8	<5.8	<5.8	<11.5	<5.8	<5.8	<5.8	<5.8	33.5	216	<5.8	47.3	<23.1	<57.6	8.1	204	<5.8	<5.8	<5.8	<5.8	1,200	445	<5.8	1,160	775	388
92548986	AD7 (0-2')_20210710	NA	07/10/2021	<3.5	<3.5	<3.5	<3.5	<141	<7.1	<141	<7.1	<7.1	<7.1	<7.1	<7.1	<14.1	<7.1	<7.1	<7.1	<7.1	<7.1	<7.1	<7.1	<7.1	<28.2	<70.6	<7.1	8.3	<7.1	<7.1	<7.1	<7.1	15.9	8.4	<7.1	25	19.4	5.6J
92548986	AD7 (24-26')_20210710	NA	07/10/2021	11.5	<3.2	<3.2	12.7	<126	43.9	<126	<6.3	<6.3	31.7	<6.3	<6.3	<12.6	<6.3	<6.3	<6.3	<6.3	<6.3	14.3	<6.3	<6.3	<25.3	<63.2	<6.3	8.1	<6.3	<6.3	<6.3	<6.3	139	23.7	<6.3	83.9	53.4	30.5
92548986	AD7 (28-30')_20210710*	NA	07/10/2021	5,620	1,560	579	7,760	<4,590	12,000	<4,590	5,820	<230	<230	<230	<230	<459	<230	<230	<230	<230	450	52,200	4,610	<230	<918	4,400	<230	13,800	<230	2,160	<230	<230	154,000	107,000	31,800	258,000	183,000	75,000
92548986	AD8 (0-2')_20210710	NA	07/10/2021	<3.1	<3.1	<3.1	<3.1	<121	<6.1	<121	<6.1	<6.1	<6.1	<6.1	<6.1	<12.1	<6.1	<6.1	<6.1	<6.1	<6.1	<6.1	<6.1	<6.1	<24.3	<60.7	<6.1	<6.1	<6.1	<6.1	<6.1	<6.1	13.8	3.4J	<6.1	15.2	12.1J	3J
92548986	AD8 (20-22')_20210710	NA	07/10/2021	<3.4	<3.4	<3.4	<3.4	<138	<6.9	<138	<6.9	<6.9	<6.9	<6.9	<6.9	<13.8	<6.9	<6.9	<6.9	<6.9	<6.9	<6.9	<6.9	<6.9	<27.6	<68.9	<6.9	<6.9	<6.9	<6.9	<6.9	<6.9	13.2	<6.9	<6.9	10.8J	10.8J	<6.9
92548986	AD8 (36-38')_20210710*	NA	07/10/2021	<3.2	<3.2	<3.2	<3.2	<123	84.8	<123	<6.2	<6.2	<6.2	<6.2	<6.2	<12.3	<6.2	<6.2	<6.2	<6.2	11.1	18.4	<6.2	<6.2	<24.6	<61.6	5.2J	7	<6.2	<6.2	<6.2	<6.2	238	14.5	<6.2	115	76.9	38.3
92549238	AD 9 (0-2')_20210712	NA	07/12/2021	<4.1	<4.1	<4.1	<4.1	<153	<7.7	<153	<7.7	<7.7	<7.7	<7.7	<7.7	<15.3	<7.7	<7.7	<7.7	<7.7	<7.7	<7.7	<7.7	<7.7	<30.7

Table 2
Summary of Delineation Soil Sampling Results

Colonial Pipeline Company
2020-L1-SR2448
Huntersville, North Carolina

Lab Report	Sample ID	Well ID	Sample Date	MADEP VPH (mg/kg)				Volatile Organic Compounds (EPA 8260D) (µg/kg)																														
				Aliphatic (C05-C08)	Aliphatic (C09-C12)	Aromatic (C09-C10), Unadjusted	Total VPH	Acetone	Benzene	2-Butanone (MEK)	n-Butylbenzene	sec-Butylbenzene	tert-Butylbenzene	Chlorobenzene	Chloroform	Chloromethane	2-Chlorotoluene	4-Chlorotoluene	1,1-Dichloroethane	1,2-Dichloroethane	Diisopropyl ether	Ethylbenzene	Isopropylbenzene (Cumene)	p-Isopropyltoluene	Methylene Chloride	4-Methyl-2-pentanone (MIBK)	Methyl-tert-butyl ether	Naphthalene	n-Propylbenzene	Styrene	1,1,1,2-Tetrachloroethane	Tetrachloroethene	Toluene	1,2,4-Trimethylbenzene	1,3,5-Trimethylbenzene	Xylene (Total)	m&p-Xylene	o-Xylene
Soil-to-Water MSCCs				68	540	31	NE	24,000	7.2	16,000	2,400	2,200	1,700	440	340	14	NE	280	30	1.9	320	8,000	1,300	120	23	420	85	200	1,400	900	4	5.0	5,400	6,600	6,600	6,000	NE	NE
Residential MSCCs				625	1,560	469	NE	14,000,000	12,000	9,380,000	782,000	1,560,000	1,560,000	312,000	21,000	51,000	NE	312,000	116,000	7,290	NE	60,300	1,560,000	1,560,000	93,800	1,250,000	156,000	5,500	1,560,000	3,120,000	25,200	93,800	1,250,000	156,000	156,000	3,120,000	NE	NE
Industrial / Commercial MSCCs				9,340	23,300	7,000	NE	210,000,000	59,400	140,000,000	11,600,000	23,300,000	23,300,000	4,670,000	105,000	251,000	NE	4,670,000	573,000	35,900	2,330,000	297,000	23,300,000	23,300,000	1,400,000	18,600,000	1,810,000	27,000	23,300,000	46,700,000	125,000	1,400,000	18,600,000	2,330,000	2,330,000	46,700,000	NE	NE
92549416	AF1 (0-2')_20210713	NA	07/13/2021	<4.5	<4.5	<4.5	5.1	<182	<9.1	<182	<9.1	<9.1	<9.1	<9.1	<9.1	<18.2	<9.1	<9.1	<9.1	<9.1	<9.1	<9.1	<9.1	<9.1	<36.5	<91.2	<9.1	<9.1	<9.1	<9.1	<9.1	<9.1	11.7	<9.1	<9.1	<18.2	<18.2	<9.1
92549416	AF1 (14-16')_20210713	NA	07/13/2021	266	583	392	1,240	<149	40.5	<149	326	<7.4	<7.4	<7.4	<7.4	<14.9	<7.4	<7.4	<7.4	<7.4	<7.4	592	<7.4	264	<29.7	<74.3	<7.4	1,060	583	38.7	<7.4	<7.4	1,330	4,460	1,200	3,810	2,450	1,360
92549416	AF1 (28-30')_20210713*	NA	07/13/2021	23,000	6,340	2,120	31,400	<26,100	114,000	<26,100	28,500	<1,310	<1,310	<1,310	<1310	<2610	<1,310	<1,310	<1,310	<1,310	5,450	374,000	26,900	23,500	<5,220	<13,100	<1,310	60,300	<1,310	14,600	<1,310	<1,310	1,150,000	542,000	<1,310	1,860,000	1,330,000	526,000
92549416	AF2 (0-2')_20210713	NA	07/13/2021	<4	<4	<4	<4	<168	<8.4	<168	<8.4	<8.4	<8.4	<8.4	<8.4	<16.8	<8.4	<8.4	<8.4	<8.4	<8.4	<8.4	<8.4	<8.4	<33.6	<83.9	<8.4	<8.4	<8.4	<8.4	<8.4	<8.4	10.9	<8.4	<8.4	<16.8	<16.8	<8.4
92549416	AF2 (10-12')_20210713	NA	07/13/2021	<3.6	<3.6	<3.6	6.5	<155	23.4	<155	<7.7	<7.7	<7.7	<7.7	<7.7	<15.5	<7.7	<7.7	<7.7	<7.7	<7.7	22.4	<7.7	<7.7	<31	<77.5	<7.7	<7.7	<7.7	<7.7	<7.7	<7.7	228	20.7	<7.7	144	98.9	44.8
92549416	AF2 (24-26')_20210713	NA	07/13/2021	15,500	4,320	1,370	21,200	<12,300	56,600	<12,300	18,500	<617	<617	<617	<617	<1230	<617	<617	<617	<617	2,760	198,000	15,000	14,300	<2,470	13,200	<617	34,000	59,200	7,860	<617	<617	599,000	323,000	93,000	973,000	697,000	277,000
92549416	AF3 (0-2')_20210713	NA	07/13/2021	<3	<3	<3	<3	<123	<6.2	<123	<6.2	<6.2	<6.2	<6.2	<6.2	<12.3	<6.2	<6.2	<6.2	<6.2	<6.2	<6.2	<6.2	4J	<24.6	<61.6	<6.2	<6.2	<6.2	<6.2	<6.2	<6.2	7.3	3.7J	<6.2	7.5J	7.5J	<6.2
92549416	AF3 (10-12')_20210713	NA	07/13/2021	<3.9	<3.9	<3.9	<3.9	<162	9.9	<162	<8.1	<8.1	<8.1	<8.1	<8.1	<16.2	<8.1	<8.1	<8.1	<8.1	<8.1	6.3J	<8.1	<8.1	<32.4	<81	<8.1	<8.1	<8.1	<8.1	<8.1	<8.1	46.2	19.4	<8.1	62.2	40.5	21.7
92549416	AF3 (32-34')_20210713*	NA	07/13/2021	1,600	981	368	2,940	<5,150	4,730	<5,150	4,830	<257	<257	<257	<257	<515	<257	<257	<257	<257	384	45,500	4,070	4,410	<1,030	3,160	163J	12,200	<257	2,090	<257	<257	93,000	91,800	25,500	243,000	169,000	73,300
92549416	AF4 (0-2')_20210713	NA	07/13/2021	<3.2	<3.2	<3.2	4.8	<135	<6.8	<135	<6.8	<6.8	<6.8	<6.8	<6.8	<13.5	<6.8	<6.8	<6.8	<6.8	<6.8	<6.8	<6.8	<6.8	<27.1	<67.7	<6.8	<6.8	<6.8	<6.8	<6.8	<6.8	5.3J	4.2J	<6.8	<13.5	<13.5	<6.8
92549416	AF4 (10-12')_20210713	NA	07/13/2021	449	156	87.5	693	<1,730	1,250	<1,730	2,470	<86.7	<86.7	<86.7	<86.7	<173	<86.7	<86.7	<86.7	<86.7	44.0J	14,800	1,840	2,100	<347	1,520	<86.7	5,900	<86.7	723	<86.7	<86.7	27,200	46,600	13,900	82,100	57,700	24,400
92549416	AF4 (34-35')_20210713*	NA	07/13/2021	8,310	2,240	809	11,400	<11,500	33,200	<11,500	10,000	<574	<574	<574	<574	<1150	<574	<574	<574	<574	1,360	124,000	9,940	9,300	<2,290	7,030	<574	22,300	<574	4,960	<574	<574	379,000	211,000	61,200	623,000	447,000	176,000
92549416	AF5 (0-2')_20210713	NA	07/13/2021	<3.7	<3.7	<3.7	<3.7	90.2J	4.5J	<150	<7.5	<7.5	<7.5	<7.5	<7.5	<15	<7.5	<7.5	<7.5	<7.5	<7.5	12.8	<7.5	<7.5	<29.9	<74.8	<7.5	12.3	<7.5	<7.5	<7.5	<7.5	45.0	43.7	14.7	84.6	60.3	24.3
92549416	AF5 (14-16')_20210713	NA	07/13/2021	3.9	<3.6	<3.6	4.6	<139	211	<139	<7	<7	<7	<7	<7	<13.9	<7	<7	<7	<7	21.0	24.4	<7	<7	<27.9	<69.7	<7	4.0J	<7	<7	<7	<7	338	40.2	12.5	138	86.9	51.2
92549416	AF5 (32-34')_20210713	NA	07/13/2021	17,400	3,810	1,450	22,600	<12,400	56,800	<12,400	17,600	<620	<620	<620	<620	<1240	<620	<620	<620	<620	2,290	197,000	16,100	15,300	<2,480	14,900	<620	37,900	<620	7,980	<620	<620	619,000	357,000	105,000	970,000	696,000	274,000
92549416	AF6 (0-2')_20210713	NA	07/13/2021	<3.9	<3.9	<3.9	<3.9	<141	<7.1	<141	<7.1	<7.1	<7.1	<7.1	<7.1	<14.1	<7.1	<7.1	<7.1	<7.1	<7.1	<7.1	<7.1	4.8J	<28.2	<70.5	<7.1	<7.1	<7.1	<7.1	<7.1	<7.1	14.4	<7.1	<7.1	<14.1	<14.1	<7.1
92549416	AF6 (22-24')_20210713	NA	07/13/2021	11.9	3.9	<3.2	16.2	<121	543	<121	<6.1	<6.1	<6.1	<6.1	<6.1	<12.1	<6.1	<6.1	<6.1	<6.1	57.0	241	<6.1	84.5	<24.2	<60.6	<6.1	115	<6.1	12.8	<6.1	<6.1	1,680	476	138	1,240	848	391
92549416	AF6 (40-41')_20210713*	NA	07/13/2021	20.9	8.3	<2.8	31.9	45.1J	109	<116	<5.8	<5.8	<5.8	<5.8	<5.8	<11.6	<5.8	<5.8	<5.8	<5.8	29.9	200	22.3	31.0	<23.2	<57.9	<5.8	143	<5.8	10.5	<5.8	<5.8	694	548	161	1,030	712	320
92550079	ACO AO 0-2_20210715	NA	07/15/2021	<3.7	<3.7	3.9	9.1	<134	<6.7	<134	<6.7	<6.7	<6.7	<6.7	<6.7	<13.4	<6.7	<6.7	<6.7	<6.7	<6.7	<6.7	<6.7	31.5	<26.8	<66.9	<6.7	<6.7	<6.7	<6.7	<6.7	<6.7	6.7	4.4J	<6.7	<13.4	<13.4	<6.7
92550079	ACO AO 8-10_20210715	NA	07/15/2021	<3.9	<3.9	<3.9	<3.9	<148	<7.4	<148	<7.4	<7.4	<7.4	<7.4	<7.4	<14.8	<7.4	<7.4	<7.4	<7.4	<7.4	<7.4	<7.4	18.6	<29.5	<73.9	<7.4	<7.4	<7.4	<7.4	<7.4	<7.4	8.8	8.7	<7.4	<14.8	<14.8	<7.4
92550079	ACOO 0-2_20210715	NA	07/15/2021	<3.4	<3.4	<3.4	<3.4	<147	<7.4	<147	<7.4	<7.4	<7.4	<7.4	<7.4	<14.7	<7.4	<7.4	<7.4	<7.4	<7.4	<7.4	<7.4	<7.4	<29.4	<73.5	<7.4	<7.4	<7.4	<7.4	<7.4	<7.4	<7.4	<7.4	<7.4	<14.7	<14.7	<7.4
92550079	ACOO 26-28_20210715	NA	07/15/2021	21.6	16.2	7.0	44.8	<133	55.1	<133	<6.6	<6.6	<6.6	<6.6	<6.6	<13.3	<6.6	<6.6	<6.6	<6.6	12.1	192	22.2	28.7	<26.5	<66.3	<6.6	185	<6.6	12.1	<6.6	<6.6	498	574	159	1,180	781	403
92550079	ADOO 0-2_20210715	NA	07/15/2021	<3.6	<3.6	<3.6	5.4	<139	<6.9	<139	30.8	<6.9	<6.9	<6.9	<6.9	<13.9	<6.9	<6.9	<6.9	<6.9	<6.9	<6.9	<6.9	343	<27.7	<69.4	<6.9	<6.9	<6.9	<6.9	<6.9	<6.9	4.8J	<6.9	<6.9	<13.9	<13.9	<6.9
92550079	ADOO 24-26_20210715	NA	07/15/2021	43.2	19.2	8.5	70.9	<121	51.9	<121	63.3	<6	<6	<6	<6	<12.1	<6	<6	<6	<6	9.6	283	40.7	56.6	<24.1	<60.3	<6	357	<6	15.4	<6	<6	447	996	277	1,660	1,110	547
92550079	AEO 0-2_20210715	NA	07/15/2021	<3.3	<3.3	<3.3	<3.3	<133	<6.6	<133	<6.6	<6.6	<6.6	<6.6	<6.6	<13.3	<6.6	<6.6	<6.6	<6.6	<6.6	<6.6	<6.6	49.4	<26.5	<66.3	<6.6	<6.6	<6.6	<6.6	<6.6	<6.6	3.4J	<6.6	<6.6	<13.3	<13.3	<6.6
92550079	AEO 8-10_20210715	NA	07/15/2021	<3.5	<3.5	<3.5	<3.5	<140	<7	<140	<7	<7	<7	<7	<7	<14	<7	<7	<7	<7	<7	<7	<7	<7	<27.9	<69.8	<7	<7	<7	<7	<7	<7	3.7J	<7	<7	<14	<14	<7
92550079	AEOO 0-2_20210715	NA	07/15/2021	<3.6	<3.6	<3.6	<3.6	<126	<6.3	<126	<6.3	<6.3	<6.3	<6.3	<6.3	<12.6	<6.3	<6.3	<6.3	<6.3	<6.3	<6.3	<6.3	5.5J	<25.2	<63	<6.3	8.0	<6.3	<6.3	<6.3	<6.3	9.7	7.5	<6.3	16.0	11.5J	4.5J
92550079	AEOO 12-14_20210715	NA	07/15/2021	<3.6	<3.6	<3.6	<3.6	<140	<7	<140	<7	<7	<7	<7	<7	<14	<7	<7	<7	<7	<7	<7	<7	<7	<27.9	<69.8	<7	<7	13.0	<7	<7	<7	5.7J	4.0J	<7	<14	<14	<7
92550085	ACOAO 42-44_20210715*	NA	07/15/2021	1,180	749	282	2,210	<1,460	1,270	1,170J	1,460	<73	<73	<73	<73	<146	<73	<73	<73	<73	166	13,800	1,400	1,450	<292	1,120	<73	4,750	5,260	55J	<73	<73	30,300	29,900	8,550	83,900	58,500	25,300
92550085	ACOO 40-4.5_20210715*	NA	07/15/2021	10.1	5.8	<3	16.6	<127	356	37.9J	<6.3	<6.3	<6.3	<6.3	<6.3	<12.7	<6.3	<6.3	<6.3	<6.3	67.3	57.1	<6.3	<6.3	<25.4	<63.5	21.8	15.5	<6.3	<6.3	<6.3	<6.3	771	32.4	<6.3	313	205	108
92550085	ADOO 34-36_20210715*	NA	07/15/2021	3.8	<3	<3	5.2	<123	215	<123	<6.1	<6.1	<6.1	<6.1	<6.1	<12.3	<6.1	<6.1	<6.1	<6.1	75.6	58.3	<6.1	<6.1	<24.6	<61.5	15.6	22.7	<6.1	4.6J	<6.1	<6.1	625	48.9	<6.1	356	241	114
92550085	AEO 22-24_20210715	NA	07/15/2021	<3.7	<3.7	<3.7	<3.7	<139	<6.9	<139	<6.9	<6.9	<6.9	<6.9	<6.9	<13.9	<6.9	<6.9	<6.9	<6.9	<6.9	<6.9	<6.9	<6.9	<27.7	<69.3	<6.9	<6.9	<6.9	<6.9	<6.9	<6.9	<6.9	<6.9	<6.9	<13.9	<13.9	<6.9
92550085	AEOO 32-34_20210715*	NA	07/15/2021	<3.4	<3.4	<3.4	<3.4	<132	<6.6	<132	<6.6	<6.6	<6.6	<6.6	<6.6	<13.2	<6.6	<6.6	<6.6	<6.6	<6.6	<6.6	<6.6	<6.6	<26.4	<66	<6.6	<6.6	<6.6	<6.6	<6.6	<6.6	5J	<6.6	<6.6	<13.2	<13.2	<6.6
92550088	AAOO 0-2_20210714	NA	07/14/2021	<3.1	<3.1	<3.1	<3.1	<125	<6.3	<125	6J	<6.3	<6.3	<6.3	<6.3	<12.5	<6.3	<6.3	<6.3	<6.3	<6.3	4.5J	<6.3	14.8	<25	<62.5	<6.3	16.4	<6.3	<6.3	<6.3	<6.3	15.8	35.6	<6.3	39.5	27.8	11.7
92550088	AAOO 4-6_20210714	NA	07/14/2021	<3.3	<3.3	<3.3	4.8	<147	<7.4	<147	<7.4	<7.4	<7.4	<7.4	<7.4	<14.7	<7.4	<7.4	<7.4	<7.4	<7.4	23.2	<7.4	<7.4	<29.5	16.7J	<7.4	27.0	<7.4	<7.4	<7.4	<7.4	28.6	121	38.7	145	102	43.4
92550088	ABOO 0-2_20210714	NA	07/14/2021	<3.5	<3.5	<3.5	5.1	<143	<7.1	<143	<7.1	<7.1	<7.1	<7.1	<7.1	<14.3	<7.1	<7.1	<7.1	<7.1	<7.1	<7.1	<7.1	127	<28.6	<71.4	<7.1	<7.1	<7.1	<7.1	<7.1	<7.1	<7.1	<7.1	<7.1	<14.3	<14.3	<7.1
92550088	AF1A 0-2_20210714	NA	07/14/2021	<3.3	<3.3	<3.3	4.1	<128	<6.4	<128	<6.4	<6.4	<6.4	<6.4	<6.4	<12.8	<6.4	<6.4	<6.4	<6.4	<6.4	<6.4	<6.4	<6.4	<25.6	<64.1	<6.4	<6.4	<6.4	<6.4	<6.4	<6.4	7.6	3.7J	<6.4	11.0J	11.0J	<6.4
92550088	AF1A 22-24_20210714	NA	07/14/2021	41.4	210	174	426	<2,440	<122	601J	2,780	<122	<122	<122	<122	<244	<122	<122	<122	<122	<122	8,330	1,930	2,710	<487	601J	<122	7,910	8,300	698	<122	<122	3,890	52,700	14,800	65,400	42,300	23,100
92550088	AF1B 0-2_20210714	NA	07/14/2021	<3.1	<3.1	<3.1	<3.1	<128	<6.4	<128	<6.4	<6.4	<6.4	<6.4	<6.4	<12.8	<6.4	<6.4	<6.4	<6.4	<6.4	<6.4	<6.4	<6.4	<25.6	<64	<6.4	<6.4	<6.4	<6.4	<6.4	<6.4	3.5J	<6.4	<6.4	<12.8	<12.8	<6.4
92550088	AF1B 24-26_20210714	NA	07/14/2021	3,310	2,880	1,160	7,350	<6,200	617	2,560J	8,750	<310	<310	<310	<310	<620	<310	<310	<310	<310	<310	124,000	11,400	9,630	<1,240	9710	<310	23,000	38,300	5,830	<310	<310	191,000	199,000	59,500	730,000	516,000	214,000
92550088	AF1C 0-2_20210714	NA	07/14/2021	<3.2	<3.2	<3.2	4.2	<130	13	<130	<6.5	<6.5	<6.5	<6.5	<6.5	<13	<6.5	<6.5	<6.5	<6.5	<6.5	47.1	<6.5	8.1	<26	<65.1	<6.5	6.1J	<6.5	<6.5	<6.5	<6.5	164	41.7	<6.5	242	181	61.2
92550088	AF1C 24-26_20210714	NA	07/14/2021	<2.7	<2.7	<2.7	<2.7	<109	4.2J	<109	<5.5	<5.5	<5.5	<5.5	<5.5	<10.9	<5.5	<5.5	<5.5	<5.5	<5.5	7.8	<5.5	<5.5	<21.9	<54.6	<5.5	10.2	<5.5	<5.5	<5.5	<5.5	27.7	21.6	<5.5	43.9	28.2	15.8
92550088	AF1D 0-2_20210714	NA	07/14/2021	<3.6	<3.6	<3.6	4.1	<135	<6.7	<135	<6.7	<6.7	<6.7	<6.7	<6.7	<13.5	<6.7	<6.7	<6.7	<6.7	<6.7	<6.7	<6.7	31.3	<26.9	<67.4	<6.7	<6.7	<6.7	<6.7	<6.7	<6.7	7.1	4.2J	<6.7	<13.5	<13.5	<6.7
92550088	AF1D 24-26_20210714	NA	07/14/2021	38.7	20.9	10.9	70.5	<125	57.1	175	242	<6.3	<6.3	<6.3	<6.3	<12.5	<6.3	<6.3	<6.3	<6.3	<6.3	630	117	<6.3	<25.1	130	<6.3	570	518	29.5	<6.3	<6.3	866	3,170	933	3,720	2,620	1,100
92550144	AE1 0-2_20210716	NA	07/16/2021	<3.2	<3.2	<3.2	<3.2	<121	<6	<121	<6	<6	<6	<6	<6	<12.1	<6	<6	<6	<6	<6	<6	<6	<6	<24.2	<60.5	<6	<6	<6	<6	<6	<6	<6	3.5J	<6	<12.1	<12.1	<6
92550144	AE1 10-12_20210716	NA	07/16/2021	<3.2	<3.2	<3.2	3.2	<123	26.8	<123	<6.1	<6.1	<6.1	<6.1	<6.1	<12.3	<6.1	<6.1	<6.1	<6.1	5.8J	6.1J	<6.1	<6.1	<24.5	<61.3	<6.1	6.0J	<6.1	<6.1	<6.1	<6.1	68.9	16.5	<6.1	56.3	32.5	23.8
92550144	AE1 34-36_20210716*	NA	07/16/2021	41.0	9.6	<3.6	52.0	<148	595	82.4J	30.0	<7.4	<7.4	<7.4	<7.4	<14.8	<7.4	<7.4	<7.4	<7.4	154	407	28.2	28.9	<29.6	<74	<7.4	118	111	20.9	<7.4	<7.4	2,410	593	149	2,330	1,620	707
92550144	AE2 0-2_20210716	NA	07/16/2021	<3.5	<3.5	<3.5	4.7	<146	40.3	<146	<7.3	<7.3	<7.3	<7.3	<7.3	<14.6	<7.3	<7.3	<7.3	<7.3	<7.3	14.3	<7.3	6.0J	<29.2	<73.1	<7.3	<7.3	<7.3	<7.3	<7.3	<7.3	148	19.8	<7.3	136	102	34.3
92550144	AE2 12-14_20210716	NA	07/16/2021	10.9	<3.2	<3.2	13.8	<128	586	<128	<6.4	<6.4	<6.4	<6.4	<6.4	<12.8	<6.4	<6.4	<6.4	<6.4	81.7	125	<6.4	<6.4	<25.7	<64.2	28.5	31.3	<6.4	7.5	<6.4	<6.4	1,750	68.2	<6.4	698	462	237
92550144	AE2 32-34_20210716*	NA	07/16/2021	5.0	<3	<3	6.0	<119	474	<119	<6	<6	<6	<6	<6	<11.9	<6	<6	<6	<6	322	71.9	<6	<6	<23.9	<59.7	215	27.4	<6	4.9J	<6	<6	1,020	49.9	<6	417	271	146
92550144	AE3 0-2_20210716	NA	07/16/2021	5.8	33.2	43	81.5	<150	32.7	<150	<7.5	<7.5	<7.5	<7.5	<7.5	<15	<7.5	<7.5	<7.5	<7.5	<7.5	52.4	<7.5	10.4	<30	<75.1	<7.5	22.7	<7.5	<7.5	<7.5	<7.5	277	84.2	<7.5	331	235	95.9
92550144	AE3 14-16_20210716	NA	07/16/2021	9.9	11.4	<3.4	22.3	<140	83.1	39.9J	3.7J	<7	<7	<7	<7	<14	<7	<7	<7	<7	26.3	38.4	<7	<7	<28	<69.9	<7	21.2	<7	<7	<7	<7	215	81.0	<7	274	160	115
92550144	AE3 30-32_20210716*	NA	07/16/2021	<4.8	<4.8	<4.8	11.5	<137	<6.9	<137	<6.9	<6.9	<6.9	<6.9	<6.9	<13.7	<6.9	<6.9	<6.9	<6.9	<6.9	<6.9	<6.9	<6.9	<27.4	<68.5	<6.9	<6.9	<6.9	<6.9	<6.9	<6.9	<6.9	7.3	<6.9	<13.7	<13.7	<6.9
92550144	AE4 0-2_20210716	NA	07/16/2021	<3.7	<3.7	<3.7	<3.7	<141	<7	<141	<7	<7	<7	<7	<7	<14.1	<7	<7	<7	<7	<7	<7	<7	<7	<28.1	<70.3	<7	<7	<7	<7	<7	<7	<7	<7	<7	<14.1	<14.1	<7
92550144	AE4 16-18_20210716	NA	07/16/2021	<3.4	<3.4	<3.4	<3.4	<131	53.4	<131	<6.5	<6.5	<6.5	<6.5	<6.5	<13.1	<6.5	<6.5	<6.5	<6.5	8.5	20.6	<6.5	<6.5	<26.2	<65.5	<6.5	8.4	<6.5	<6.5	<6.5	<6.5	201	27.5	<6.5	123	78.5	44.6
92550144	AE4 28-30_20210716*	NA	07/16/2021	4.0	<3.5	<3.5	5.5	<135	109	<135	3.8J	<6.8	<6.8	<6.8	<6.8	<13.5	<6.8	<6.8	<6.8	<6.8	<6.8	76.1	<6.8	<6.8	<27.1	<67.7	<6.8	19.8	<6.8	<6.8	<6.8	<6.8	756	74.4	<6.8	460	309	151
92550103	AB00 30-32_20210714	NA	07/14/2021	<2.8	<2.8	<2.8	<2.8	<118	19.5	<118	<5.9	<5.9	<5.9	<5.9	<5.9	<11.8	<5.9	<5.9	<5.9	<5.9	5.2J	<5.9	<5.9	<5.9	<23.6	<58.9	<5.9	<5.9	<5.9	<5.9	<5.9	<5.9	61.0	8.8	<5.9	31.3	19.8	11.4
92550103	AA00 36-38_20210714	NA	07/14/2021	5.7	<3.4	<3.4	8.1	<130	97.5	<130	<6.5	<6.5	<6.5	<6.5	<6.5	<13	<6.5	<6.5	<6.5	<6.5	33.7	27.6	<6.5	<6.5	<25.9	<64.9	<6.5	31.4	<6.5	<6.5	<6.5	<6.5	280	44.2	<6.5	167	106	61.2
92550103	AF1A 40-42_20210714*	NA	07/14/2021	11,300	3,220	1,080	15,600	<16,800	37,500	23,500	10,700	<838	<838	<838	<838	<1680	<838	<838	<838	<838	3,010	161,000	12,500	10,700	<3,350	10,400	<838	28,400	47,100	7,450	<838	<838	528,000	238,000	62,600	908,000	648,000	260,000
92550103	AF1B 44-46_20210714*	NA	07/14/2021	29.7	6.9	<3.1	37.6	111J	1,470	488	<6.5	<6.5	<6.5	<6.5	<6.5	<13	<6.5	<6.5	<6.5	<6.5	566	282	5.2J	<6.5	<26.1	<65.2	426	62.9	<6.5	13.5	<6.5	<6.5	3,650	163	<6.5	1,580	1,060	519
92550103	AF1C 44-46_20210714*	NA	07/14/2021	49.6	26.8	9.1	85.5	<121	626	324	<6.1	<6.1	<6.1	<6.1	<6.1	<12.1	<6.1	<6.1	<6.1	<6.1	417	376	41.2	60.2	<24.2	37.4J	247	351	153	22.4	<6.1	<6.1	1,850	1,040	251	2,280	1,470	810
92550103	AF1D 36-38_20210714*	NA	07/14/2021	8,300	2,490	874	11,700	<16,300	22,000	<16,300	7,200	<815	<815	<815	<815	<1630	<815	<815	<815	<815	1,030	99,400	8,310	7,490	<3,260	6,660J	<815	22,700	31,800	4,520	<815	<815	343,000	175,000	51,100	558,000	395,000	162,000
92550329	AEA1 0-2_20210717	NA	07/17/2021	<4.1	11.0	12.9	27.4	<174	<8.7	<174	<8.7	<8.7	<8.7	<8.7	<8.7	<17.4	<8.7	<8.7	<8.7	<8.7	<8.7	<8.7	<8.7	140	<34.8	<86.9	<8.7	<8.7	<8.7	<8.7	<8.7	<8.7	8.5J	11.7	<8.7	<17.4	<17.4	<8.7
92550329	AEA1 16-18_20210717	NA	07/17/2021	<3.7	<3.7	<3.7	6.3	<145	160	<145	<7.2	<7.2	<7.2	<7.2	<7.2	<14.5	<7.2	<7.2	<7.2	<7.2	45.4	92.6	4.9J	<7.2	<28.9	<72.3	<7.2	20.1	<7.2	5.5J	<7.2	<7.2	638	94.2	<7.2	546	367	179
92550329	AEA1 32-34_20210717*	NA	07/17/2021	22.9	4.6	<3.5	27.6	<136	978	<136	<6.8	<6.8	<6.8	<6.8	<6.8	<13.6	<6.8	<6.8	<6.8	<6.8	75.9	322	9	<6.8	<27.2	<67.9	<6.8	42.2

Table 2
Summary of Delineation Soil Sampling Results

Colonial Pipeline Company
2020-L1-SR2448
Huntersville, North Carolina

Lab Report	Sample ID	Well ID	Sample Date	MADEP VPH (mg/kg)				Volatile Organic Compounds (EPA 8260D) (µg/kg)																															
				Aliphatic (C05-C08)	Aliphatic (C09-C12)	Aromatic (C09-C10), Unadjusted	Total VPH	Acetone	Benzene	2-Butanone (MEK)	n-Butylbenzene	sec-Butylbenzene	tert-Butylbenzene	Chlorobenzene	Chloroform	Chloromethane	2-Chlorotoluene	4-Chlorotoluene	1,1-Dichloroethane	1,2-Dichloroethane	Diisopropyl ether	Ethylbenzene	Isopropylbenzene (Cumene)	p-Isopropyltoluene	Methylene Chloride	4-Methyl-2-pentanone (MIBK)	Methyl-tert-butyl ether	Naphthalene	n-Propylbenzene	Styrene	1,1,1,2-Tetrachloroethane	Tetrachloroethene	Toluene	1,2,4-Trimethylbenzene	1,3,5-Trimethylbenzene	Xylene (Total)	m&p-Xylene	o-Xylene
Soil-to-Water MSCCs				**68**	**540**	**31**	**NE**	**24,000**	**7.2**	**16,000**	**2,400**	**2,200**	**1,700**	**440**	**340**	**14**	**NE**	**280**	**30**	**1.9**	**320**	**8,000**	**1,300**	**120**	**23**	**420**	**85**	**200**	**1,400**	**900**	**4**	**5.0**	**5,400**	**6,600**	**6,600**	**6,000**	**NE**	**NE**
Residential MSCCs				**625**	**1,560**	**469**	**NE**	**14,000,000**	**12,000**	**9,380,000**	**782,000**	**1,560,000**	**1,560,000**	**312,000**	**21,000**	**51,000**	**NE**	**312,000**	**116,000**	**7,290**	**NE**	**60,300**	**1,560,000**	**1,560,000**	**93,800**	**1,250,000**	**156,000**	**5,500**	**1,560,000**	**3,120,000**	**25,200**	**93,800**	**1,250,000**	**156,000**	**156,000**	**3,120,000**	**NE**	**NE**
Industrial / Commercial MSCCs				**9,340**	**23,300**	**7,000**	**NE**	**210,000,000**	**59,400**	**140,000,000**	**11,600,000**	**23,300,000**	**23,300,000**	**4,670,000**	**105,000**	**251,000**	**NE**	**4,670,000**	**573,000**	**35,900**	**2,330,000**	**297,000**	**23,300,000**	**23,300,000**	**1,400,000**	**18,600,000**	**1,810,000**	**27,000**	**23,300,000**	**46,700,000**	**125,000**	**1,400,000**	**18,600,000**	**2,330,000**	**2,330,000**	**46,700,000**	**NE**	**NE**
92551963	AE7 (0-2)_20210727	NA	07/27/2021	<3.7	<3.7	<3.7	<3.7	<118	<5.9	<118	<5.9	<5.9	<5.9	<5.9	<5.9	<11.8	<5.9	<5.9	<5.9	<5.9	<5.9	<5.9	<5.9	<5.9	<23.6	<58.9	<5.9	<5.9	<5.9	<5.9	<5.9	<5.9	**3.3J**	<5.9	<5.9	<11.8	<11.8	<5.9
92551963	AE7 (12-24)_20210727	NA	07/27/2021	<3.2	<3.2	<3.2	<3.2	<107	<5.3	<107	<5.3	<5.3	<5.3	<5.3	<5.3	<10.7	<5.3	<5.3	<5.3	<5.3	<5.3	<5.3	<5.3	<5.3	<21.3	<53.3	<5.3	<5.3	<5.3	<5.3	<5.3	<5.3	<5.3	<5.3	<5.3	<10.7	<10.7	<5.3
92551963	AE7 (6-8)_20210727	NA	07/27/2021	<3.5	<3.5	<3.5	<3.5	<124	<6.2	<124	<6.2	<6.2	<6.2	<6.2	<6.2	<12.4	<6.2	<6.2	<6.2	<6.2	<6.2	<6.2	<6.2	<6.2	<24.7	<61.9	<6.2	<6.2	<6.2	<6.2	<6.2	<6.2	<6.2	<6.2	<6.2	<12.4	<12.4	<6.2
92551963	AE8 (0-2)_20210727	NA	07/27/2021	<3.9	<3.9	<3.9	<3.9	<115	<5.8	<115	<5.8	<5.8	<5.8	<5.8	<5.8	<11.5	<5.8	<5.8	<5.8	<5.8	<5.8	<5.8	<5.8	<5.8	<23	<57.6	<5.8	<5.8	<5.8	<5.8	<5.8	<5.8	<5.8	**3.9J**	<5.8	<11.5	<11.5	<5.8
92551963	AE8 (16-18)_20210727	NA	07/27/2021	<4.1	<4.1	<4.1	<4.1	<129	<6.5	<129	<6.5	<6.5	<6.5	<6.5	<6.5	<12.9	<6.5	<6.5	<6.5	<6.5	<6.5	<6.5	<6.5	**31.6**	<25.8	<64.6	<6.5	<6.5	<6.5	<6.5	<6.5	<6.5	<6.5	<6.5	<6.5	<12.9	<12.9	<6.5
92551963	AE8 (28-30)_20210727*	NA	07/27/2021	**32.0**	**6.6**	<3.8	**39.5**	<121	**640**	**111J**	**58.4**	<6	<6	<6	<6	<12.1	<6	<6	<6	<6	**70.6**	**467**	**43.9**	**46.1**	<24.1	<60.3	<6	**154**	**166**	<6	<6	<6	**2,360**	**948**	**283**	**2,490**	**1,820**	**669**
92552232	AG4 (0-2)_20210728	NA	07/28/2021	<4.3	<4.3	<4.3	**4.9**	<191	<9.6	<191	<9.6	<9.6	<9.6	<9.6	<9.6	<19.1	<9.6	<9.6	<9.6	<9.6	<9.6	<9.6	<9.6	<9.6	<38.3	<95.7	<9.6	<9.6	<9.6	<9.6	<9.6	<9.6	<9.6	<9.6	<9.6	<19.1	<19.1	<9.6
92552232	AG4 (32-34)_20210728	NA	07/28/2021	<3.2	<3.2	<3.2	<3.2	<116	<5.8	<116	<5.8	<5.8	<5.8	<5.8	<5.8	<11.6	<5.8	<5.8	<5.8	<5.8	<5.8	<5.8	<5.8	<5.8	<23.2	<57.9	<5.8	<5.8	<5.8	<5.8	<5.8	<5.8	<5.8	<5.8	<5.8	<11.6	<11.6	<5.8
92552232	AG4 (8-10)_20210728	NA	07/28/2021	<4	<4	<4	**4.7**	<134	<6.7	<134	<6.7	<6.7	<6.7	<6.7	<6.7	<13.4	<6.7	<6.7	<6.7	<6.7	<6.7	<6.7	<6.7	**742**	<26.7	<66.9	<6.7	<6.7	<6.7	<6.7	<6.7	<6.7	<6.7	<6.7	<6.7	<13.4	<13.4	<6.7
92552232	AE5 (0-2)_20210728	NA	07/28/2021	<3.8	<3.8	<3.8	<3.8	<117	<5.8	<117	<5.8	<5.8	<5.8	<5.8	<5.8	<11.7	<5.8	<5.8	<5.8	<5.8	<5.8	<5.8	<5.8	<5.8	<23.4	<58.4	<5.8	<5.8	<5.8	<5.8	<5.8	<5.8	<5.8	**1.7J**	<5.8	<11.7	<11.7	<5.8
92552232	AE5 (16-18)_20210728	NA	07/28/2021	<3.6	<3.6	<3.6	<3.6	<125	**14.4**	<125	<6.2	<6.2	<6.2	<6.2	<6.2	<12.5	<6.2	<6.2	<6.2	<6.2	<6.2	<6.2	<6.2	<6.2	<24.9	<62.3	<6.2	<6.2	<6.2	<6.2	<6.2	<6.2	**28.5**	**3.5J**	<6.2	<12.5	<12.5	**3.4J**
92552232	AE5 (24-26)_20210728*	NA	07/28/2021	**10,800**	**2,680**	**981**	**14,500**	<15,700	**34,800**	<15,700	**7,130**	<787	<787	<787	<787	<1570	<787	<787	<787	<787	**1,540**	**90,900**	**7,350**	<787	<3,150	<7,870	<787	**19,400**	**27,800**	**3,980**	<787	<787	**346,000**	**158,000**	**46,800**	**475,000**	**352,000**	**123,000**
92552232	AG5 (0-2)_20210728	NA	07/28/2021	<5.2	<5.2	<5.2	<5.2	<161	<8	<161	<8	<8	<8	<8	<8	<16.1	<8	<8	<8	<8	<8	<8	<8	<8	<32.1	<80.3	<8	<8	<8	<8	<8	<8	<8	<8	<8	<16.1	<16.1	<8
92552232	AG5 (16-18)_20210728	NA	07/28/2021	<3.7	<3.7	<3.7	<3.7	<128	<6.4	<128	<6.4	<6.4	<6.4	<6.4	<6.4	<12.8	<6.4	<6.4	<6.4	<6.4	<6.4	<6.4	<6.4	<6.4	<25.5	<63.8	<6.4	<6.4	<6.4	<6.4	<6.4	<6.4	<6.4	<6.4	<6.4	<12.8	<12.8	<6.4
92552232	AG5 (24-26)_20210728	NA	07/28/2021	**3.6**	<3.4	<3.4	**4.1**	<115	**111**	<115	<5.8	<5.8	<5.8	<5.8	<5.8	<11.5	<5.8	<5.8	<5.8	<5.8	<5.8	**29.2**	<5.8	<5.8	<23.1	<57.7	<5.8	**17.4**	<5.8	<5.8	<5.8	<5.8	**468**	**17.3**	<5.8	**153**	**96.3**	**56.4**
92552232	AG6 (0-2)_20210728	NA	07/28/2021	<3.8	<3.8	<3.8	<3.8	<132	<6.6	<132	<6.6	<6.6	<6.6	<6.6	<6.6	<13.2	<6.6	<6.6	<6.6	<6.6	<6.6	<6.6	<6.6	<6.6	<26.5	<66.2	<6.6	<6.6	<6.6	<6.6	<6.6	<6.6	<6.6	<6.6	<6.6	<13.2	<13.2	<6.6
92552232	AG6 (16-18)_20210728	NA	07/28/2021	<3.6	<3.6	<3.6	<3.6	<120	**5.1J**	<120	<6	<6	<6	<6	<6	<12	<6	<6	<6	<6	<6	<6	<6	<6	<24	<59.9	<6	<6	<6	<6	<6	<6	**10.9**	<6	<6	<12	<12	<6
92552232	AG6 (26-28)_20210728*	NA	07/28/2021	**153**	**35.7**	**15.6**	**204**	<140	**931**	**132J**	**84.5**	<7	<7	<7	<7	<14	<7	<7	<7	<7	**80.6**	**635**	**61.1**	**67.6**	<28.1	<70.2	<7	**333**	**238**	**29.9**	<7	<7	**3,650**	**1,490**	**442**	**3,380**	**2,460**	**929**
92552521	AG1 (0-2)_20210729	NA	07/29/2021	<4.2	<4.2	<4.2	<4.2	**632**	**11.6**	**4,070**	<9.4	<9.4	<9.4	<9.4	<9.4	<18.8	<9.4	<9.4	<9.4	<9.4	<9.4	**62.9**	**5.9J**	**93.2**	<37.6	<93.9	<9.4	**19.2**	<9.4	<9.4	<9.4	<9.4	**192**	**116**	<9.4	**342**	**251**	**91.7**
92552521	AG1 (1-16)_20210729	NA	07/29/2021	**151**	**48.2**	**17.8**	**217**	<430	**783**	<430	**602**	<21.5	<21.5	<21.5	<21.5	<43	<21.5	<21.5	<21.5	<21.5	<21.5	**5,640**	**553**	**510**	<86.1	<215	<21.5	**1,500**	**1,800**	**270**	<21.5	<21.5	**13,600**	**10,900**	**3,060**	**31,400**	**22,900**	**8,560**
92552521	AG1 (2-4)_20210729	NA	07/29/2021	<3.8	<3.8	<3.8	**5.8**	<149	<7.4	<149	<7.4	<7.4	<7.4	<7.4	<7.4	<14.9	<7.4	<7.4	<7.4	<7.4	<7.4	<7.4	<7.4	<7.4	<29.7	<74.3	<7.4	<7.4	<7.4	<7.4	<7.4	<7.4	<7.4	<7.4	<7.4	<14.9	<14.9	<7.4
92552521	AG2 (0-2)_20210729	NA	07/29/2021	<3.7	**6.3**	**8.5**	**15.8**	<152	<7.6	**328**	<7.6	<7.6	<7.6	<7.6	<7.6	<15.2	<7.6	<7.6	<7.6	<7.6	<7.6	<7.6	<7.6	**266**	<30.4	<75.9	<7.6	<7.6	<7.6	<7.6	<7.6	<7.6	**4.3J**	<7.6	<7.6	<15.2	<15.2	<7.6
92552521	AG2 (10-12)_20210729	NA	07/29/2021	<4.0	<4.0	<4.0	<4.0	<156	**4.6J**	<156	<7.8	<7.8	<7.8	<7.8	<7.8	<15.6	<7.8	<7.8	<7.8	<7.8	<7.8	<7.8	<7.8	<7.8	<31.2	<77.9	<7.8	<7.8	<7.8	<7.8	<7.8	<7.8	**31.3**	<7.8	<7.8	**18.5**	**10.8J**	**7.7J**
92552521	AG2 (22-24)_20210729*	NA	07/29/2021	<3.8	<3.8	<3.8	**5.6**	<184	**16.3**	<184	<9.2	<9.2	<9.2	<9.2	<9.2	<18.4	<9.2	<9.2	<9.2	<9.2	<9.2	**24.2**	<9.2	<9.2	<36.8	<92	<9.2	<9.2	<9.2	<9.2	<9.2	<9.2	**108**	**39.8**	**11.8**	**124**	**89.4**	**35.0**
92552521	AG3 (0-2)_20210729	NA	07/29/2021	<3.6	<3.6	<3.6	<3.6	<156	<7.8	<156	<7.8	<7.8	<7.8	<7.8	<7.8	<15.6	<7.8	<7.8	<7.8	<7.8	<7.8	<7.8	<7.8	**51.9**	<31.2	<77.9	<7.8	<7.8	<7.8	<7.8	<7.8	<7.8	**5.2J**	<7.8	<7.8	<15.6	<15.6	<7.8
92552521	AG3 (22-24)_20210729*	NA	07/29/2021	**11,000**	**3,450**	**1,240**	**15,700**	<6,900	**17,900**	<6,900	**9,510**	<345	<345	<345	<345	<690	<345	<345	<345	<345	**628**	**107,000**	**9,610**	**8,730**	<1,380	**4,750**	<345	**20,800**	**34,400**	**4,850**	<345	<345	**276,000**	**190,000**	**56,300**	**579,000**	**425,000**	**154,000**
92552521	AG3 (6-8)_20210729	NA	07/29/2021	<3.9	**5.5**	**6.5**	**13.3**	<157	<7.9	<157	<7.9	<7.9	<7.9	<7.9	<7.9	<15.7	<7.9	<7.9	<7.9	<7.9	<7.9	<7.9	<7.9	<7.9	<31.4	<78.6	<7.9	<7.9	<7.9	<7.9	<7.9	<7.9	<7.9	<7.9	<7.9	<15.7	<15.7	<7.9
92552521	AGA1 (0-2)_20210729	NA	07/29/2021	<4	<4	<4	<4.0	<162	<8.1	<162	<8.1	<8.1	<8.1	<8.1	<8.1	<16.2	<8.1	<8.1	<8.1	<8.1	<8.1	<8.1	<8.1	**72.8**	<32.4	<80.9	<8.1	<8.1	<8.1	<8.1	<8.1	<8.1	<8.1	<8.1	<8.1	<16.2	<16.2	<8.1
92552521	AGA1 (16-18)_20210729	NA	07/29/2021	<3.6	<3.6	<3.6	<3.6	<140	<7	<140	<7	<7	<7	<7	<7	<14	<7	<7	<7	<7	<7	<7	<7	<7	<28	<70	<7	<7	<7	<7	<7	<7	<7	<7	<7	<14	<14	<7
92552521	AGA1 (2-4)_20210729	NA	07/29/2021	<3.4	<3.4	<3.4	<3.4	<153	<7.6	<153	<7.6	<7.6	<7.6	<7.6	<7.6	<15.3	<7.6	<7.6	<7.6	<7.6	<7.6	<7.6	<7.6	<7.6	<30.5	<76.3	<7.6	<7.6	<7.6	<7.6	<7.6	<7.6	<7.6	<7.6	<7.6	<15.3	<15.3	<7.6
92552651	AC 001 (0-2)_20210730	NA	07/30/2021	<3.1	<3.1	<3.1	<3.1	<120	<6	<120	<6	<6	<6	<6	<6	<12	<6	<6	<6	<6	<6	<6	<6	<6	<24	<60.1	<6	<6	<6	<6	<6	<6	<6	<6	<6	<12	<12	<6
92552651	AC 001 (32-34)_20210730*	NA	07/30/2021	<3.1	<3.1	<3.1	<3.1	<117	<5.8	<117	<5.8	<5.8	<5.8	<5.8	<5.8	<11.7	<5.8	<5.8	<5.8	<5.8	<5.8	<5.8	<5.8	<5.8	<23.3	<58.3	<5.8	<5.8	<5.8	<5.8	<5.8	<5.8	<5.8	<5.8	<5.8	<11.7	<11.7	<5.8
92552651	AC 001 (8-10)_20210730	NA	07/30/2021	<3.3	<3.3	<3.3	<3.3	<127	<6.3	<127	<6.3	<6.3	<6.3	<6.3	<6.3	<12.7	<6.3	<6.3	<6.3	<6.3	<6.3	<6.3	<6.3	<6.3	<25.4	<63.4	<6.3	<6.3	<6.3	<6.3	<6.3	<6.3	<6.3	<6.3	<6.3	<12.7	<12.7	<6.3
92552651	AC0 A00 (0-2)_20210730	NA	07/30/2021	<4.1	<4.1	<4.1	<4.1	<167	<8.4	**996**	<8.4	<8.4	<8.4	<8.4	<8.4	<16.7	<8.4	<8.4	<8.4	<8.4	<8.4	<8.4	<8.4	<8.4	<33.4	<83.6	<8.4	<8.4	<8.4	<8.4	<8.4	<8.4	<8.4	<8.4	<8.4	<16.7	<16.7	<8.4
92552651	AC0 A00 (10-12)_20210730	NA	07/30/2021	<3.3	<3.3	<3.3	<3.3	<134	<6.7	<134	<6.7	<6.7	<6.7	<6.7	<6.7	<13.4	<6.7	<6.7	<6.7	<6.7	<6.7	<6.7	<6.7	<6.7	<26.9	<67.1	<6.7	<6.7	<6.7	<6.7	<6.7	<6.7	<6.7	<6.7	<6.7	<13.4	<13.4	<6.7
92552651	AC0 A00 (32-34)_20210730*	NA	07/30/2021	<2.7	<2.7	<2.7	<2.7	<108	<5.4	<108	<5.4	<5.4	<5.4	<5.4	<5.4	<10.8	<5.4	<5.4	<5.4	<5.4	<5.4	<5.4	<5.4	<5.4	<21.6	<54.1	<5.4	<5.4	<5.4	<5.4	<5.4	<5.4	<5.4	<5.4	<5.4	<10.8	<10.8	<5.4
Soil Delineation Samples (Area B)																																							
92541434	A5 (4-6')	NA	05/27/2021	<4.3	<4.3	<4.3	<4.3	<187	<9.3	<187	<9.3	<9.3	<9.3	<9.3	<9.3	<18.7	<9.3	<9.3	<9.3	<9.3	<9.3	<9.3	<9.3	<9.3	<37.4	<93.4	**17.4**	<9.3	<9.3	<9.3	<9.3	<9.3	<9.3	<9.3	<9.3	<18.7	<18.7	<9.3
92542469	A5 (7-9')_20210603	NA	06/03/2021	<3.8	<3.8	<3.8	<3.8	<141	<7.1	<141	<7.1	<7.1	<7.1	<7.1	<7.1	<14.1	<7.1	<7.1	<7.1	<7.1	<7.1	<7.1	<7.1	<7.1	<28.3	<70.7	<7.1	<7.1	<7.1	<7.1	<7.1	<7.1	**4.7J**	<7.1	<7.1	<14.1	<14.1	<7.1
92541434	A6 (4-6')	NA	05/27/2021	<3.3	<3.3	<3.3	<3.3	<147	<7.4	<147	<7.4	<7.4	<7.4	<7.4	<7.4	<14.7	<7.4	<7.4	<7.4	<7.4	<7.4	<7.4	<7.4	<7.4	<29.5	<73.7	**10.6**	<7.4	<7.4	<7.4	<7.4	<7.4	<7.4	<7.4	<7.4	<14.7	<14.7	<7.4
92542469	A6 (8-10')_20210603	NA	06/03/2021	<4.9	<4.9	<4.9	<4.9	<131	<6.5	<131	<6.5	<6.5	<6.5	<6.5	<6.5	<13.1	<6.5	<6.5	<6.5	<6.5	<6.5	<6.5	<6.5	<6.5	<26.1	<65.3	<6.5	<6.5	<6.5	<6.5	<6.5	<6.5	**5.1J**	<6.5	<6.5	<13.1	<13.1	<6.5
92541434	A7 (8-10')	NA	05/27/2021	<4.1	<4.1	<4.1	<4.1	<172	<8.6	<172	<8.6	<8.6	<8.6	<8.6	<8.6	<17.2	<8.6	<8.6	<8.6	<8.6	<8.6	<8.6	<8.6	<8.6	<34.3	<85.8	**18.0**	<8.6	<8.6	<8.6	<8.6	<8.6	<8.6	<8.6	<8.6	<17.2	<17.2	<8.6
92541039	A8(8'-10')	NA	05/26/2021	<3.5	<3.5	<3.5	<3.5	<157	<7.8	<157	<7.8	<7.8	<7.8	<7.8	<7.8	<15.7	<7.8	<7.8	<7.8	<7.8	<7.8	<7.8	<7.8	<7.8	<31.3	<78.3	<7.8	<7.8	<7.8	<7.8	<7.8	<7.8	<7.8	<7.8	<7.8	<15.7	<15.7	<7.8
92541039	A9(10'-12')	NA	05/26/2021	<4	<4	<4	<4	<164	<8.2	<164	<8.2	<8.2	<8.2	<8.2	<8.2	<16.4	<8.2	<8.2	<8.2	<8.2	<8.2	<8.2	<8.2	<8.2	<32.8	<81.9	<8.2	<8.2	<8.2	<8.2	<8.2	<8.2	<8.2	<8.2	<8.2	<16.4	<16.4	<8.2
92541039	A10(16'-18')	NA	05/26/2021	<4	<4	<4	<4	<171	<8.5	<171	<8.5	<8.5	<8.5	<8.5	<8.5	<17.1	<8.5	<8.5	<8.5	<8.5	<8.5	<8.5	<8.5	<8.5	<34.2	<85.5	<8.5	<8.5	<8.5	<8.5	<8.5	<8.5	<8.5	<8.5	<8.5	<17.1	<17.1	<8.5
92541039	A11(14'-16')	NA	05/25/2021	<4	<4	<4	<4	<152	<7.6	<152	<7.6	<7.6	<7.6	<7.6	<7.6	<15.2	<7.6	<7.6	<7.6	<7.6	<7.6	<7.6	<7.6	<7.6	<30.4	<76	<7.6	<7.6	<7.6	<7.6	<7.6	<7.6	<7.6	<7.6	<7.6	<15.2	<15.2	<7.6
92541039	A12(20'22')	NA	05/25/2021	<3.5	<3.5	<3.5	<3.5	<147	<7.3	<147	<7.3	<7.3	<7.3	<7.3	<7.3	<14.7	<7.3	<7.3	<7.3	<7.3	<7.3	<7.3	<7.3	<7.3	<29.3	<73.3	<7.3	<7.3	<7.3	<7.3	<7.3	<7.3	<7.3	<7.3	<7.3	<14.7	<14.7	<7.3
92541434	B3 (12-14')	NA	05/27/2021	<4.4	<4.4	<4.4	<4.4	<215	<10.8	<215	<10.8	<10.8	<10.8	<10.8	<10.8	<21.5	<10.8	<10.8	<10.8	<10.8	<10.8	<10.8	<10.8	<10.8	<43.1	<108	**18.7**	<10.8	<10.8	<10.8	<10.8	<10.8	<10.8	<10.8	<10.8	<21.5	<21.5	<10.8
92541434	B4 (8-10')	NA	05/27/2021	<4.2	<4.2	<4.2	<4.2	<189	<9.5	<189	<9.5	<9.5	<9.5	<9.5	<9.5	<18.9	<9.5	<9.5	<9.5	<9.5	<9.5	<9.5	<9.5	<9.5	<37.8	<94.5	**20.4**	<9.5	<9.5	<9.5	<9.5	<9.5	<9.5	<9.5	<9.5	<18.9	<18.9	<9.5
92541039	B13A(28'30')	NA	05/25/2021	<3.2	<3.2	<3.2	<3.2	<122	<6.1	<122	<6.1	<6.1	<6.1	<6.1	<6.1	<12.2	<6.1	<6.1	<6.1	<6.1	<6.1	<6.1	<6.1	<6.1	<24.4	<61	<6.1	<6.1	<6.1	<6.1	<6.1	<6.1	<6.1	<6.1	<6.1	<12.2	<12.2	<6.1
92540644	BA13B(8'-10')	NA	05/24/2021	<3.1	<3.1	<3.1	<3.1	<126	<6.3	<126	<6.3	<6.3	<6.3	<6.3	<6.3	<12.6	<6.3	<6.3	<6.3	<6.3	<6.3	<6.3	<6.3	<6.3	<25.2	<63.1	<6.3	<6.3	<6.3	<6.3	<6.3	<6.3	**4.2J**	<6.3	<6.3	<12.6	<12.6	<6.3
92540644	BA13B(28'-30')	NA	05/24/2021	<6.2	<6.2	<6.2	<6.2	<246	<12.3	<246	<12.3	<12.3	<12.3	<12.3	<12.3	<24.6	<12.3	<12.3	<12.3	<12.3	<12.3	<12.3	<12.3	**70**	<49.1	<123	<12.3	<12.3	<12.3	<12.3	<12.3	<12.3	**24.4**	<12.3	<12.3	<24.6	<24.6	<12.3
92541434	C3 (10-12')	NA	05/27/2021	<3.9	<3.9	<3.9	<3.9	<202	<10.1	<202	<10.1	<10.1	<10.1	<10.1	<10.1	<20.2	<10.1	<10.1	<10.1	<10.1	<10.1	<10.1	<10.1	<10.1	<40.3	<101	**13.9**	<10.1	<10.1	<10.1	<10.1	<10.1	<10.1	<10.1	<10.1	<20.2	<20.2	<10.1
92540644	CH (22'-24')	NA	05/24/2021	<3.3	<3.3	<3.3	<3.3	<139	<7	<139	<7	<7	<7	<7	<7	<13.9	<7	<7	<7	<7	<7	<7	<7	<7	<27.9	<69.7	<7	<7	<7	<7	<7	<7	<7	<7	<7	<13.9	<13.9	<7
92540644	DI5 (22'-24')	NA	05/24/2021	<3.5	<3.5	<3.5	<3.5	<149	<7.4	<149	<7.4	<7.4	<7.4	<7.4	<7.4	<14.9	<7.4	<7.4	<7.4	<7.4	<7.4	<7.4	<7.4	<7.4	<29.7	<74.3	<7.4	<7.4	<7.4	<7.4	<7.4	<7.4	**4.5J**	<7.4	<7.4	<14.9	<14.9	<7.4
92541461	D2 (12-14')	NA	05/28/2021	<3.5	**4.3**	<3.5	**7.6**	<171	<8.6	<171	<8.6	<8.6	<8.6	<8.6	<8.6	<17.1	<8.6	<8.6	<8.6	<8.6	<8.6	<8.6	<8.6	<8.6	<34.2	<85.6	<8.6	<8.6	<8.6	<8.6	<8.6	<8.6	<8.6	<8.6	<8.6	<17.1	<17.1	<8.6
92541461	E1 (14-16')	NA	05/28/2021	<4	<4	<4	<4	<166	<8.3	<166	<8.3	<8.3	<8.3	<8.3	<8.3	<16.6	<8.3	<8.3	<8.3	<8.3	<8.3	<8.3	<8.3	<8.3	<33.2	<83	**9.6**	<8.3	<8.3	<8.3	<8.3	<8.3	<8.3	<8.3	<8.3	<16.6	<16.6	<8.3
92542348	E16 (36-37)_20210602	NA	06/02/2021	<4.4	<4.4	<4.4	<4.4	<136	<6.8	<136	<6.8	<6.8	<6.8	<6.8	<6.8	<13.6	<6.8	<6.8	<6.8	<6.8	<6.8	<6.8	<6.8	<6.8	<27.1	<67.8	<6.8	<6.8	<6.8	<6.8	<6.8	<6.8	**6.3J**	<6.8	<6.8	<13.6	<13.6	<6.8
92541461	F1 (16-18')	NA	05/28/2021	<3.3	<3.3	<3.3	<3.3	<138	<6.9	<138	<6.9	<6.9	<6.9	<6.9	<6.9	<13.8	<6.9	<6.9	<6.9	<6.9	<6.9	<6.9	<6.9	<6.9	<27.6	<68.9	<6.9	<6.9	<6.9	<6.9	<6.9	<6.9	<6.9	<6.9	<6.9	<13.8	<13.8	<6.9
92542469	F16 (36-37')_20210603	NA	06/03/2021	<3.3	<3.3	<3.3	<3.3	<144	<7.2	<144	<7.2	<7.2	<7.2	<7.2	<7.2	<14.4	<7.2	<7.2	<7.2	<7.2	<7.2	<7.2	<7.2	<7.2	<28.7	<71.8	<7.2	<7.2	<7.2	<7.2	<7.2	<7.2	**4.4J**	<7.2	<7.2	<14.4	<14.4	<7.2
92541461	G1 (16-18')	NA	05/28/2021	<3.5	<3.5	<3.5	<3.5	<149	<7.5	<149	<7.5	<7.5	<7.5	<7.5	<7.5	<14.9	<7.5	<7.5	<7.5	<7.5	<7.5	<7.5	<7.5	<7.5	<29.8	<74.6	<7.5	<7.5	<7.5	<7.5	<7.5	<7.5	<7.5	<7.5	<7.5	<14.9	<14.9	<7.5
92541693	G16 (32'-34')	NA	06/01/2021	<3.4	<3.4	<3.4	<3.4	<151	<7.5	<151	<7.5	<7.5	<7.5	<7.5	<7.5	<15.1	<7.5	<7.5	<7.5	<7.5	<7.5	<7.5	<7.5	<7.5	<30.1	<75.3	<7.5	<7.5	<7.5	<7.5	<7.5	<7.5	<7.5	<7.5	<7.5	<15.1	<15.1	<7.5
92541693	G16(28'-30')	NA	06/01/2021	<4.6	<4.6	<4.6	<4.6	<151	<7.6	<151	<7.6	<7.6	<7.6	<7.6	<7.6	<15.1	<7.6	<7.6	<7.6	<7.6	<7.6	<7.6	<7.6	<7.6	<30.2	<75.6	<7.6	<7.6	<7.6	<7.6	<7.6	<7.6	<7.6	<7.6	<7.6	<15.1	<15.1	<7.6
92541461	H1 (16-18')	NA	05/28/2021	<4	<4	<4	<4	<149	<7.4	<149	<7.4	<7.4	<7.4	<7.4	<7.4	<14.9	<7.4	<7.4	<7.4	<7.4	<7.4	<7.4	<7.4	<7.4	<29.8	<74.4	<7.4	<7.4	<7.4	<7.4	<7.4	<7.4	<7.4	<7.4	<7.4	<14.9	<14.9	<7.4
92541693	H16 (36'-

Table 2
Summary of Delineation Soil Sampling Results

Colonial Pipeline Company
2020-L1-SR2448
Huntersville, North Carolina

Lab Report	Sample ID	Well ID	Sample Date	MADEP VPH (mg/kg)				Volatile Organic Compounds (EPA 8260D) (µg/kg)																															
				Aliphatic (C05-C08)	Aliphatic (C09-C12)	Aromatic (C09-C10), Unadjusted	Total VPH	Acetone	Benzene	2-Butanone (MEK)	n-Butylbenzene	sec-Butylbenzene	tert-Butylbenzene	Chlorobenzene	Chloroform	Chloromethane	2-Chlorotoluene	4-Chlorotoluene	1,1-Dichloroethane	1,2-Dichloroethane	Diisopropyl ether	Ethylbenzene	Isopropylbenzene (Cumene)	p-Isopropyltoluene	Methylene Chloride	4-Methyl-2-pentanone (MIBK)	Methyl-tert-butyl ether	Naphthalene	n-Propylbenzene	Styrene	1,1,1,2-Tetrachloroethane	Tetrachloroethene	Toluene	1,2,4-Trimethylbenzene	1,3,5-Trimethylbenzene	Xylene (Total)	m&p-Xylene	o-Xylene
			Soil-to-Water MSCCs	**68**	**540**	**31**	**NE**	**24,000**	**7.2**	**16,000**	**2,400**	**2,200**	**1,700**	**440**	**340**	**14**	**NE**	**280**	**30**	**1.9**	**320**	**8,000**	**1,300**	**120**	**23**	**420**	**85**	**200**	**1,400**	**900**	**4**	**5.0**	**5,400**	**6,600**	**6,600**	**6,000**	**NE**	**NE**
			Residential MSCCs	**625**	**1,560**	**469**	**NE**	**14,000,000**	**12,000**	**9,380,000**	**782,000**	**1,560,000**	**1,560,000**	**312,000**	**21,000**	**51,000**	**NE**	**312,000**	**116,000**	**7,290**	**NE**	**60,300**	**1,560,000**	**1,560,000**	**93,800**	**1,250,000**	**156,000**	**5,500**	**1,560,000**	**3,120,000**	**25,200**	**93,800**	**1,250,000**	**156,000**	**156,000**	**3,120,000**	**NE**	**NE**
			Industrial / Commercial MSCCs	**9,340**	**23,300**	**7,000**	**NE**	**210,000,000**	**59,400**	**140,000,000**	**11,600,000**	**23,300,000**	**23,300,000**	**4,670,000**	**105,000**	**251,000**	**NE**	**4,670,000**	**573,000**	**35,900**	**2,330,000**	**297,000**	**23,300,000**	**23,300,000**	**1,400,000**	**18,600,000**	**1,810,000**	**27,000**	**23,300,000**	**46,700,000**	**125,000**	**1,400,000**	**18,600,000**	**2,330,000**	**2,330,000**	**46,700,000**	**NE**	**NE**
92542348	M11 (34-35)_20210602	NA	06/02/2021	<3.5	<3.5	<3.5	<3.5	<131	**4.4J**	<131	<6.6	<6.6	<6.6	<6.6	<6.6	<13.1	<6.6	<6.6	<6.6	<6.6	<6.6	<6.6	<6.6	<6.6	<26.3	<65.7	<6.6	<6.6	<6.6	<6.6	<6.6	<6.6	**11.4**	<6.6	<6.6	<13.1	<13.1	<6.6
92542348	M12 (32-34)_20210602	NA	06/02/2021	<6.6	<6.6	<6.6	<6.6	<158	<7.9	<158	<7.9	<7.9	<7.9	<7.9	<7.9	<15.8	<7.9	<7.9	<7.9	<7.9	<7.9	<7.9	<7.9	<7.9	<31.6	<79.1	<7.9	<7.9	<7.9	<7.9	<7.9	<7.9	**8.7**	<7.9	<7.9	<15.8	<15.8	<7.9
92542348	M13 (34-35)_20210602	NA	06/02/2021	<3.7	<3.7	<3.7	<3.7	<149	<7.5	<149	<7.5	<7.5	<7.5	<7.5	<7.5	<14.9	<7.5	<7.5	<7.5	<7.5	<7.5	<7.5	<7.5	<7.5	<29.9	<74.6	<7.5	<7.5	<7.5	<7.5	<7.5	<7.5	**6.6J**	<7.5	<7.5	<14.9	<14.9	<7.5
92542348	M14 (28-30)_20210602	NA	06/02/2021	<4	<4	<4	<4	<129	<6.5	<129	<6.5	<6.5	<6.5	<6.5	<6.5	<12.9	<6.5	<6.5	<6.5	<6.5	<6.5	<6.5	<6.5	<6.5	<25.9	<64.7	<6.5	**5.4J**	<6.5	<6.5	<6.5	<6.5	**8.8**	<6.5	<6.5	**7.5J**	**7.5J**	<6.5
92542348	M14 (34-35)_20210602	NA	06/02/2021	<2.9	<2.9	<2.9	<2.9	<109	<5.5	<109	<5.5	<5.5	<5.5	<5.5	<5.5	<10.9	<5.5	<5.5	<5.5	<5.5	<5.5	<5.5	<5.5	<5.5	<21.9	<54.7	<5.5	<5.5	<5.5	<5.5	<5.5	<5.5	**5J**	<5.5	<5.5	<10.9	<10.9	<5.5
92541681	M15 (33'-35')_20210531	NA	05/31/2021	<3.2	<3.2	<3.2	<3.2	<145	<7.3	<145	<7.3	<7.3	<7.3	<7.3	<7.3	<14.5	<7.3	<7.3	<7.3	<7.3	<7.3	<7.3	<7.3	<7.3	<29	<72.5	<7.3	<7.3	<7.3	<7.3	<7.3	<7.3	**4.2J**	<7.3	<7.3	<14.5	<14.5	<7.3
92541681	M15 (42'-43.5')_20210531	NA	05/31/2021	<3.4	<3.4	<3.4	<3.4	<132	<6.6	<132	<6.6	<6.6	<6.6	<6.6	<6.6	<13.2	<6.6	<6.6	<6.6	<6.6	<6.6	<6.6	<6.6	<6.6	<26.3	<65.8	<6.6	<6.6	<6.6	<6.6	<6.6	<6.6	<6.6	<6.6	<6.6	<13.2	<13.2	<6.6
92541681	N4 (18'-20')_20210531	NA	05/31/2021	<3.8	<3.8	<3.8	<3.8	<152	**6.7J**	<152	<7.6	<7.6	<7.6	<7.6	<7.6	<15.2	<7.6	<7.6	<7.6	<7.6	**11.6**	<7.6	<7.6	<7.6	<30.4	<76	**5.7J**	<7.6	<7.6	<7.6	<7.6	<7.6	**23.2**	<7.6	<7.6	**15.6**	**10.2J**	**5.4J**
92542647	P11 (32-34')_20210604	NA	06/04/2021	<3.2	<3.2	<3.2	<3.2	<125	<6.2	<125	<6.2	<6.2	<6.2	<6.2	<6.2	<12.5	<6.2	<6.2	<6.2	<6.2	<6.2	<6.2	<6.2	<6.2	<24.9	<62.4	<6.2	<6.2	<6.2	<6.2	<6.2	<6.2	**11.9**	<6.2	<6.2	<12.5	<12.5	<6.2
92542647	Q11 (28-30')_20210604	NA	06/04/2021	<2.8	<2.8	<2.8	<2.8	<102	<5.1	<102	<5.1	<5.1	<5.1	<5.1	<5.1	<10.2	<5.1	<5.1	<5.1	<5.1	<5.1	<5.1	<5.1	<5.1	<20.3	<50.9	<5.1	<5.1	<5.1	<5.1	<5.1	<5.1	**4.2J**	<5.1	<5.1	<10.2	<10.2	<5.1
92542647	Q11 (34-35')_20210604	NA	06/04/2021	<3.9	<3.9	<3.9	<3.9	<133	<6.7	<133	<6.7	<6.7	<6.7	<6.7	<6.7	<13.3	<6.7	<6.7	<6.7	<6.7	<6.7	<6.7	<6.7	<6.7	<26.6	<66.5	<6.7	<6.7	<6.7	<6.7	<6.7	<6.7	**6.5J**	<6.7	<6.7	<13.3	<13.3	<6.7
92542647	Q5 (18-20')_20210604	NA	06/04/2021	<4.2	<4.2	<4.2	<4.2	<177	<8.8	<177	<8.8	<8.8	<8.8	<8.8	<8.8	<17.7	<8.8	<8.8	<8.8	<8.8	<8.8	<8.8	<8.8	<8.8	<35.4	<88.4	<8.8	<8.8	<8.8	<8.8	<8.8	<8.8	**13.6**	<8.8	<8.8	<17.7	<17.7	<8.8
92542469	R5 (18-20')_20210603	NA	06/03/2021	<4.5	<4.5	<4.5	<4.5	<187	<9.4	<187	<9.4	<9.4	<9.4	<9.4	<9.4	<18.7	<9.4	<9.4	<9.4	<9.4	<9.4	<9.4	<9.4	<9.4	<37.4	<93.6	<9.4	<9.4	<9.4	<9.4	<9.4	<9.4	**9.3J**	<9.4	<9.4	<18.7	<18.7	<9.4
92542469	R6 (16-18')_20210603	NA	06/03/2021	<4.7	<4.7	<4.7	<4.7	<188	<9.4	<188	<9.4	<9.4	<9.4	<9.4	<9.4	<18.8	<9.4	<9.4	<9.4	<9.4	<9.4	<9.4	<9.4	<9.4	<37.6	<93.9	<9.4	<9.4	<9.4	<9.4	<9.4	<9.4	**29.2**	<9.4	<9.4	**20.9**	**15.9J**	**5.0J**
92542469	R7 (18-20')_20210603	NA	06/03/2021	<4	<4	<4	<4	<162	**105**	<162	<8.1	<8.1	<8.1	<8.1	<8.1	<16.2	<8.1	<8.1	<8.1	<8.1	<8.1	<8.1	<8.1	<8.1	<32.5	<81.2	<8.1	**10.5**	<8.1	<8.1	<8.1	<8.1	**194**	**12.1**	**9.8**	**105**	**71.4**	**33.3**
92542647	R8 (18-20')_20210604	NA	06/04/2021	<5.1	<5.1	<5.1	<5.1	<206	<10.3	<206	<10.3	<10.3	<10.3	<10.3	<10.3	<20.6	<10.3	<10.3	<10.3	<10.3	<10.3	<10.3	<10.3	<10.3	<41.2	<103	<10.3	<10.3	<10.3	<10.3	<10.3	<10.3	**11.7**	<10.3	<10.3	<20.6	<20.6	<10.3
92542469	R9 (32-33')_20210603	NA	06/03/2021	<3.7	<3.7	<3.7	<3.7	<143	<7.2	<143	<7.2	<7.2	<7.2	<7.2	<7.2	<14.3	<7.2	<7.2	<7.2	<7.2	<7.2	<7.2	<7.2	<7.2	<28.6	<71.5	<7.2	**5.4J**	<7.2	<7.2	<7.2	<7.2	**6.9J**	<7.2	<7.2	**7.9J**	**7.9J**	<7.2
92542647	R10 (24-26')_20210604	NA	06/04/2021	<3.8	<3.8	<3.8	<3.8	<158	<7.9	<158	<7.9	<7.9	<7.9	<7.9	<7.9	<15.8	<7.9	<7.9	<7.9	<7.9	<7.9	<7.9	<7.9	<7.9	<31.6	<79	<7.9	<7.9	<7.9	<7.9	<7.9	<7.9	**7.6J**	<7.9	<7.9	<15.8	<15.8	<7.9
92542647	R10 (28-30')_20210604	NA	06/04/2021	<3.5	<3.5	<3.5	<3.5	<143	<7.2	<143	<7.2	<7.2	<7.2	<7.2	<7.2	<14.3	<7.2	<7.2	<7.2	<7.2	<7.2	<7.2	<7.2	<7.2	<28.6	<71.6	<7.2	<7.2	<7.2	<7.2	<7.2	<7.2	**6.7J**	<7.2	<7.2	<14.3	<14.3	<7.2
92545117	S7 20-22_20210617	NA	06/17/2021	**10.2**	<4.2	<4.2	**14.9**	<157	**193**	<157	<7.9	<7.9	<7.9	<7.9	<7.9	<15.7	<7.9	<7.9	<7.9	<7.9	**21.7**	**46.6**	<7.9	<7.9	<31.4	<78.6	<7.9	**78.2**	<7.9	<7.9	<7.9	<7.9	**534**	**54.6**	<7.9	**263**	**169**	**94.5**
92550329	T6 0-2_20210717	NA	07/17/2021	<4.9	<4.9	<4.9	<4.9	<169	<8.5	<169	<8.5	<8.5	<8.5	<8.5	<8.5	<16.9	<8.5	<8.5	<8.5	<8.5	<8.5	<8.5	<8.5	<8.5	<33.8	<84.6	<8.5	<8.5	<8.5	<8.5	<8.5	<8.5	**6.3J**	<8.5	<8.5	<16.9	<16.9	<8.5
92550329	T6 22-24_20210717	NA	07/17/2021	<3.8	<3.8	<3.8	<3.8	<155	<7.7	<155	<7.7	<7.7	<7.7	<7.7	<7.7	<15.5	<7.7	<7.7	<7.7	<7.7	<7.7	<7.7	<7.7	<7.7	<31	<77.5	<7.7	<7.7	<7.7	<7.7	<7.7	<7.7	**5.8J**	<7.7	<7.7	<15.5	<15.5	<7.7
92550329	T8 0-2_20210717	NA	07/17/2021	<3.1	<3.1	<3.1	<3.1	<120	<6	<120	<6	<6	<6	<6	<6	<12	<6	<6	<6	<6	<6	<6	<6	<6	<24.1	<60.2	<6	<6	<6	<6	<6	<6	**3.2J**	<6	<6	<12	<12	<6
92550329	T8 4-6_20210717	NA	07/17/2021	**4.0**	<3.6	<3.6	**4.2**	<145	<7.3	<145	<7.3	<7.3	<7.3	<7.3	<7.3	<14.5	<7.3	<7.3	<7.3	<7.3	<7.3	<7.3	<7.3	<7.3	<29.1	<72.6	<7.3	<7.3	<7.3	<7.3	<7.3	<7.3	**4.0J**	<7.3	<7.3	<14.5	<14.5	<7.3
92550329	T8 32-34_20210717 *	NA	07/17/2021	**135**	**36.9**	**16.4**	**188**	<325	**2,230**	<325	**279**	<16.2	<16.2	<16.2	<16.2	<32.5	<16.2	<16.2	<16.2	<16.2	**222**	**2,360**	**219**	**233**	<64.9	<162	**70.4**	**926**	**794**	**114**	<16.2	<16.2	**10,200**	**4,980**	**1,420**	**13,100**	**9,490**	**3,630**
Quality Control Data																																							
92492881	TB-1	Trip Blank	08/27/2020	NA	NA	NA	NA	<25	<1	<5	NA	NA	NA	<1	<5	<1	<1	<1	<1	<1	<1	<1	NA	<1	<5	<5	<1	<1	NA	<1	<1	<1	<1	NA	NA	<1	<2	<1
92493060	TB-1	Trip Blank	08/28/2020	NA	NA	NA	NA	<25	<1	<5	NA	NA	NA	<1	<5	<1	<1	<1	<1	<1	<1	<1	NA	<1	<5	<5	<1	<1	NA	<1	<1	<1	<1	NA	NA	<1	<2	<1
92493075	TB-1	Trip Blank	08/28/2020	NA	NA	NA	NA	<25	<1	<5	NA	NA	NA	<1	<5	<1	<1	<1	<1	<1	<1	<1	NA	<1	<5	<5	<1	<1	NA	<1	<1	<1	<1	NA	NA	<1	<2	<1
92493224	TB-1	Trip Blank	08/31/2020	NA	NA	NA	NA	<25	<1	<5	NA	NA	NA	<1	<5	<1	<1	<1	<1	<1	<1	<1	NA	<1	<5	<5	<1	<1	NA	<1	<1	<1	<1	NA	NA	<1	<2	<1
92493403	TB-1	Trip Blank	08/31/2020	NA	NA	NA	NA	<25	<1	<5	NA	NA	NA	<1	<5	<1	<1	<1	<1	<1	<1	<1	NA	<1	<5	<5	<1	<1	NA	<1	<1	<1	<1	NA	NA	<1	<2	<1
92493643	TB-1	Trip Blank	08/31/2020	NA	NA	NA	NA	<25	<1	<5	NA	NA	NA	<1	<5	<1	<1	<1	<1	<1	<1	<1	NA	<1	<5	<5	<1	<1	NA	<1	<1	<1	<1	NA	NA	<1	<2	<1
92493861	TB-1	Trip Blank	09/02/2020	NA	NA	NA	NA	<25	<1	<5	NA	NA	NA	<1	<5	<1	<1	<1	<1	<1	<1	<1	NA	<1	<5	<5	<1	<1	NA	<1	<1	<1	<1	NA	NA	<1	<2	<1
92494208	TB-1	Trip Blank	09/04/2020	NA	NA	NA	NA	<25	<1	<5	NA	NA	NA	<1	<5	<1	<1	<1	<1	<1	<1	<1	NA	<1	<5	<5	<1	<1	NA	<1	<1	<1	<1	NA	NA	<1	<2	<1
92494924	TB-20200909-1	Trip Blank	09/09/2020	NA	NA	NA	NA	<25	<1	<5	NA	NA	NA	<1	<5	<1	<1	<1	<1	<1	<1	<1	NA	<1	<5	<5	<1	<1	NA	<1	<1	<1	<1	NA	NA	<1	<2	<1
92494609	TB-20200909-1	Trip Blank	09/09/2020	NA	NA	NA	NA	<25	<1	<5	NA	NA	NA	<1	<5	<1	<1	<1	<1	<1	<1	<1	NA	<1	<5	<5	<1	<1	NA	<1	<1	<1	<1	NA	NA	<1	<2	<1
92494925	TB-20200909-2	Trip Blank	09/09/2020	NA	NA	NA	NA	<25	<1	<5	NA	NA	NA	<1	<5	<1	<1	<1	<1	<1	<1	<1	NA	<1	<5	<5	<1	<1	NA	<1	<1	<1	<1	NA	NA	<1	<2	<1
92494609	TB-20200909-2	Trip Blank	09/09/2020	NA	NA	NA	NA	<25	<1	<5	NA	NA	NA	<1	<5	<1	<1	<1	<1	<1	<1	<1	NA	<1	<5	<5	<1	<1	NA	<1	<1	<1	<1	NA	NA	<1	<2	<1

Notes:
NA - Not Analyzed
NE - Not Established
All VPH analysis units reported in milligrams per kilogram (mg/kg); all VOC analysis units reported in micrograms per kilogram (ug/kg)
Only detected constituents are shown
MSCC - Maximum Soil Contaminant Concentrations
"<" - Indicates compound was not detected above laboratory reporting limit
"*" - Indicates sample was collected below water table and not used for delineation purposes
Volatile Organic Compounds analyzed by EPA Method 8260D
MADEP - Massachusetts Department of Environmental Protection; as required by North Carolina Department of Environmental Quality
VPH - Volatile Petroleum Hydrocarbon
Bold values indicate compound was detected above laboratory reporting limit
Shaded values indicate compound exceeded an MSCC
4-Chlorotoluene is a cosolvent in pesticides (https://pubchem.ncbi.nlm.nih.gov/compound/4-Chlorotoluene) and is not attributed to the release
Methylene Chloride is likely a laboratory artifact

Table 3
Summary of Monitoring Well Gauging Data

Colonial Pipeline Company
2020-L1-SR2448
Huntersville, North Carolina

Well ID	Top Of Casing Elevation[1]	Date	Depth to Free Product (ft btoc)	Depth to Groundwater (ft btoc)	Free Product Thickness (ft)	Groundwater Elevation[2] (ft btoc)
Surficial Unit Monitoring Wells						
MW-01						
MW-01	709.60	09/01/2020	ND	25.05	0.00	684.55
MW-01	709.60	09/03/2020	ND	25.82	0.00	683.78
MW-01	709.60	09/05/2020	ND	25.94	0.00	683.66
MW-01	711.86	09/14/2020	ND	28.20	0.00	683.66
MW-01	711.86	09/18/2020	ND	28.20	0.00	683.66
MW-01	711.86	09/28/2020	ND	28.10	0.00	683.76
MW-01	711.86	10/03/2020	ND	28.09	0.00	683.77
MW-01	711.86	10/19/2020	ND	27.88	0.00	683.98
MW-01	711.86	10/26/2020	ND	27.74	0.00	684.12
MW-01	711.86	11/09/2020	ND	28.74	0.00	683.12
MW-01	711.86	11/18/2020	ND	27.49	0.00	684.37
MW-01	711.86	11/23/2020	ND	27.44	0.00	684.42
MW-01	711.86	12/07/2020	ND	27.12	0.00	684.74
MW-01	711.86	12/21/2020	ND	26.95	0.00	684.91
MW-01	711.86	12/26/2020	ND	26.94	0.00	684.92
MW-01	711.86	01/10/2021	ND	26.64	0.00	685.22
MW-01	711.86	01/19/2021	ND	26.55	0.00	685.31
MW-01	711.86	01/25/2021	ND	26.34	0.00	685.52
MW-01	711.86	02/01/2021	ND	26.23	0.00	685.63
MW-01	711.86	02/08/2021	ND	26.31	0.00	685.55
MW-01	711.86	02/16/2021	ND	25.99	0.00	685.87
MW-01	711.86	02/22/2021	ND	25.76	0.00	686.10
MW-01	711.86	03/04/2021	ND	25.52	0.00	686.34
MW-01	711.86	03/08/2021	ND	25.64	0.00	686.22
MW-01	711.86	03/15/2021	ND	25.49	0.00	686.37
MW-01	711.86	03/22/2021	ND	25.29	0.00	686.57
MW-01	711.86	04/01/2021	ND	25.00	0.00	686.86
MW-01	711.86	04/12/2021	ND	24.65	0.00	687.21
MW-01	711.86	04/19/2021	ND	24.67	0.00	687.19
MW-01	711.86	04/29/2021	ND	24.65	0.00	687.21
MW-01	711.86	05/03/2021	ND	24.63	0.00	687.23
MW-01	711.86	05/10/2021	ND	24.80	0.00	687.06
MW-01	711.86	05/18/2021	ND	25.02	0.00	686.84
MW-01	711.86	05/26/2021	ND	25.18	0.00	686.68
MW-01	711.86	05/31/2021	ND	25.44	0.00	686.42
MW-01	711.86	06/07/2021	ND	25.59	0.00	686.27
MW-01	711.86	06/14/2021	ND	25.70	0.00	686.16
MW-01	711.86	06/21/2021	ND	25.91	0.00	685.95
MW-01	711.86	07/01/2021	ND	26.15	0.00	685.71
MW-01	711.86	07/06/2021	ND	26.35	0.00	685.51
MW-01	711.86	07/14/2021	ND	26.52	0.00	685.34
MW-01	711.86	07/28/2021	ND	28.82	0.00	683.04
MW-01	711.86	08/02/2021	ND	27.02	0.00	684.84

Table 3
Summary of Monitoring Well Gauging Data

Colonial Pipeline Company
2020-L1-SR2448
Huntersville, North Carolina

Well ID	Top Of Casing Elevation[1]	Date	Depth to Free Product (ft btoc)	Depth to Groundwater (ft btoc)	Free Product Thickness (ft)	Groundwater Elevation[2] (ft btoc)
MW-01	711.86	08/16/2021	ND	27.46	0.00	684.40
MW-01	711.86	08/26/2021	ND	27.76	0.00	684.10
MW-01	711.86	08/30/2021	ND	27.95	0.00	683.91
MW-01	711.86	09/14/2021	ND	28.35	0.00	683.51
MW-01	711.86	09/23/2021	ND	28.74	0.00	683.12
MW-01	711.86	10/06/2021	ND	29.10	0.00	682.76
MW-01	711.86	10/12/2021	ND	29.32	0.00	682.54
MW-01	711.86	10/18/2021	ND	29.56	0.00	682.30
MW-01	711.86	10/27/2021	ND	29.84	0.00	682.02
MW-01	711.86	11/01/2021	ND	30.02	0.00	681.84
MW-01	711.86	11/15/2021	ND	30.45	0.00	681.41
MW-01	711.86	11/22/2021	ND	30.60	0.00	681.26
MW-01	711.86	11/30/2021	ND	30.86	0.00	681.00
MW-01	711.86	12/06/2021	ND	30.93	0.00	680.93
MW-01	711.86	12/13/2021	ND	31.15	0.00	680.71
MW-01	711.86	12/20/2021	ND	31.35	0.00	680.51
MW-01	711.86	12/28/2021	ND	31.47	0.00	680.39
MW-01	711.86	01/04/2022	ND	31.68	0.00	680.18
MW-01	711.86	01/10/2022	ND	31.84	0.00	680.02
MW-01	711.86	01/27/2022	ND	32.03	0.00	679.83
MW-01	711.86	01/31/2022	ND	32.13	0.00	679.73
MW-01	711.86	02/09/2022	ND	32.21	0.00	679.65
MW-01	711.86	02/14/2022	ND	32.33	0.00	679.53
MW-01	711.86	02/24/2022	ND	32.50	0.00	679.36
MW-01	711.86	02/28/2022	ND	32.60	0.00	679.26
MW-01	711.86	03/07/2022	ND	32.74	0.00	679.12
MW-01	711.86	03/14/2022	ND	32.87	0.00	678.99
MW-02						
MW-02	710.96	09/01/2020	ND	26.65	0.00	684.31
MW-02	710.96	09/03/2020	ND	27.59	0.00	683.37
MW-02	710.96	09/05/2020	ND	28.00	0.00	682.96
MW-02	712.53	09/14/2020	ND	29.57	0.00	682.96
MW-02	712.53	09/18/2020	ND	29.56	0.00	682.97
MW-02	712.53	09/28/2020	ND	29.51	0.00	683.02
MW-02	712.53	10/03/2020	ND	30.60	0.00	681.93
MW-02	712.53	10/19/2020	ND	29.41	0.00	683.12
MW-02	712.53	10/26/2020	ND	29.30	0.00	683.23
MW-02	712.53	11/09/2020	ND	29.07	0.00	683.46
MW-02	712.53	11/18/2020	ND	29.05	0.00	683.48
MW-02	712.53	11/23/2020	ND	28.98	0.00	683.55
MW-02	712.53	12/07/2020	ND	28.59	0.00	683.94
MW-02	712.53	12/21/2020	ND	28.44	0.00	684.09
MW-02	712.53	12/26/2020	ND	28.74	0.00	683.79
MW-02	712.53	01/10/2021	ND	28.54	0.00	683.99
MW-02	712.53	01/19/2021	ND	28.39	0.00	684.14

Table 3
Summary of Monitoring Well Gauging Data

Colonial Pipeline Company
2020-L1-SR2448
Huntersville, North Carolina

Well ID	Top Of Casing Elevation[1]	Date	Depth to Free Product (ft btoc)	Depth to Groundwater (ft btoc)	Free Product Thickness (ft)	Groundwater Elevation[2] (ft btoc)
MW-02	712.53	01/25/2021	ND	28.09	0.00	684.44
MW-02	712.53	02/01/2021	ND	27.74	0.00	684.79
MW-02	712.53	02/08/2021	ND	28.28	0.00	684.25
MW-02	712.53	02/16/2021	ND	27.65	0.00	684.88
MW-02	712.53	02/22/2021	ND	27.53	0.00	685.00
MW-02	712.53	03/04/2021	ND	27.52	0.00	685.01
MW-02	712.53	03/08/2021	ND	27.76	0.00	684.77
MW-02	712.53	03/15/2021	ND	27.58	0.00	684.95
MW-02	712.53	03/22/2021	ND	27.39	0.00	685.14
MW-02	712.53	04/01/2021	ND	27.16	0.00	685.37
MW-02	712.53	04/12/2021	ND	26.83	0.00	685.70
MW-02	712.53	04/19/2021	ND	27.76	0.00	684.77
MW-02	712.53	04/29/2021	ND	26.64	0.00	685.89
MW-02	712.53	05/03/2021	ND	26.63	0.00	685.90
MW-02	712.53	05/10/2021	ND	26.69	0.00	685.84
MW-02	712.53	05/18/2021	ND	26.81	0.00	685.72
MW-02	712.53	05/26/2021	ND	26.80	0.00	685.73
MW-02	712.53	05/31/2021	ND	27.03	0.00	685.50
MW-02	712.53	06/07/2021	ND	26.99	0.00	685.54
MW-02	712.53	06/14/2021	ND	27.08	0.00	685.45
MW-02	712.53	06/21/2021	ND	27.19	0.00	685.34
MW-02	712.53	07/01/2021	ND	27.31	0.00	685.22
MW-02	712.53	07/06/2021	ND	27.51	0.00	685.02
MW-02	712.53	07/14/2021	ND	27.59	0.00	684.94
MW-02	712.53	07/28/2021	ND	27.77	0.00	684.76
MW-02	712.53	08/02/2021	ND	27.92	0.00	684.61
MW-02	712.53	08/16/2021	ND	28.19	0.00	684.34
MW-02	712.53	08/26/2021	ND	28.42	0.00	684.11
MW-02	712.53	08/30/2021	ND	28.43	0.00	684.10
MW-02	712.53	09/14/2021	ND	28.75	0.00	683.78
MW-02	712.53	09/23/2021	ND	29.03	0.00	683.50
MW-02	712.53	10/06/2021	ND	29.28	0.00	683.25
MW-02	712.53	10/12/2021	ND	29.43	0.00	683.10
MW-02	712.53	10/18/2021	ND	29.65	0.00	682.88
MW-02	712.53	10/27/2021	ND	29.86	0.00	682.67
MW-02	712.53	11/01/2021	ND	30.05	0.00	682.48
MW-02	712.53	11/15/2021	ND	30.40	0.00	682.13
MW-02	712.53	11/22/2021	ND	30.47	0.00	682.06
MW-02	712.53	11/30/2021	ND	30.65	0.00	681.88
MW-02	712.53	12/06/2021	ND	30.76	0.00	681.77
MW-02	712.53	12/13/2021	ND	31.18	0.00	681.35
MW-02	712.53	12/20/2021	ND	31.19	0.00	681.34
MW-02	712.53	12/28/2021	ND	31.29	0.00	681.24
MW-02	712.53	01/04/2022	ND	31.46	0.00	681.07
MW-02	712.53	01/10/2022	ND	31.64	0.00	680.89

Table 3
Summary of Monitoring Well Gauging Data

Colonial Pipeline Company
2020-L1-SR2448
Huntersville, North Carolina

Well ID	Top Of Casing Elevation[1]	Date	Depth to Free Product (ft btoc)	Depth to Groundwater (ft btoc)	Free Product Thickness (ft)	Groundwater Elevation[2] (ft btoc)
MW-02	712.53	01/27/2022	ND	31.91	0.00	680.62
MW-02	712.53	01/31/2022	ND	31.98	0.00	680.55
MW-02	712.53	02/09/2022	ND	32.05	0.00	680.48
MW-02	712.53	02/14/2022	ND	34.21	0.00	678.32
MW-02	712.53	02/24/2022	ND	32.32	0.00	680.21
MW-02	712.53	02/28/2022	ND	32.41	0.00	680.12
MW-02	712.53	03/07/2022	ND	32.49	0.00	680.04
MW-02	712.53	03/14/2022	ND	32.85	0.00	679.68
MW-03						
MW-03	703.64	09/01/2020	ND	19.93	0.00	683.71
MW-03	703.64	09/03/2020	ND	22.74	0.00	680.90
MW-03	703.64	09/05/2020	ND	22.84	0.00	680.80
MW-03	703.64	09/14/2020	ND	22.78	0.00	680.86
MW-03	703.64	09/18/2020	ND	22.80	0.00	680.84
MW-03	703.64	09/28/2020	ND	22.54	0.00	681.10
MW-03	703.64	10/03/2020	ND	22.57	0.00	681.07
MW-03	703.64	10/19/2020	ND	21.88	0.00	681.76
MW-03	703.64	10/26/2020	ND	21.70	0.00	681.94
MW-03	703.64	11/09/2020	ND	21.44	0.00	682.20
MW-03	703.64	11/18/2020	ND	20.87	0.00	682.77
MW-03	703.64	11/23/2020	ND	20.76	0.00	682.88
MW-03	703.64	12/07/2020	ND	20.39	0.00	683.25
MW-03	703.64	12/21/2020	ND	19.90	0.00	683.74
MW-03	703.64	12/26/2020	ND	19.71	0.00	683.93
MW-03	703.64	01/10/2021	ND	19.54	0.00	684.10
MW-03	703.64	01/19/2021	ND	19.47	0.00	684.17
MW-03	703.64	01/25/2021	ND	19.43	0.00	684.21
MW-03	703.64	02/01/2021	ND	18.56	0.00	685.08
MW-03	703.64	02/08/2021	ND	18.69	0.00	684.95
MW-03	703.64	02/16/2021	ND	17.45	0.00	686.19
MW-03	703.64	02/22/2021	ND	16.89	0.00	686.75
MW-03	703.64	03/04/2021	ND	17.16	0.00	686.48
MW-03	703.64	03/08/2021	ND	17.67	0.00	685.97
MW-03	703.64	03/15/2021	ND	17.90	0.00	685.74
MW-03	703.64	03/22/2021	ND	16.79	0.00	686.85
MW-03	703.64	04/01/2021	ND	15.92	0.00	687.72
MW-03	703.64	04/12/2021	ND	16.90	0.00	686.74
MW-03	703.64	04/19/2021	ND	17.42	0.00	686.22
MW-03	703.64	04/29/2021	ND	18.12	0.00	685.52
MW-03	703.64	05/03/2021	ND	18.29	0.00	685.35
MW-03	703.64	05/10/2021	ND	18.80	0.00	684.84
MW-03	703.64	05/18/2021	ND	19.20	0.00	684.44
MW-03	703.64	05/26/2021	ND	19.40	0.00	684.24
MW-03	703.64	05/31/2021	ND	19.82	0.00	683.82
MW-03	703.64	06/07/2021	ND	20.08	0.00	683.56

Table 3
Summary of Monitoring Well Gauging Data

Colonial Pipeline Company
2020-L1-SR2448
Huntersville, North Carolina

Well ID	Top Of Casing Elevation[1]	Date	Depth to Free Product (ft btoc)	Depth to Groundwater (ft btoc)	Free Product Thickness (ft)	Groundwater Elevation[2] (ft btoc)
MW-03	703.64	06/14/2021	ND	20.27	0.00	683.37
MW-03	703.64	06/21/2021	ND	20.58	0.00	683.06
MW-03	703.64	07/01/2021	ND	20.83	0.00	682.81
MW-03	703.64	07/06/2021	ND	21.10	0.00	682.54
MW-03	703.64	07/14/2021	ND	21.27	0.00	682.37
MW-03	703.64	07/28/2021	ND	21.79	0.00	681.85
MW-03	703.64	08/02/2021	ND	22.21	0.00	681.43
MW-03	703.64	08/16/2021	ND	22.80	0.00	680.84
MW-03	703.64	08/26/2021	ND	23.15	0.00	680.49
MW-03	703.64	08/30/2021	ND	23.58	0.00	680.06
MW-03	703.64	09/14/2021	ND	24.37	0.00	679.27
MW-03	703.64	09/23/2021	ND	24.64	0.00	679.00
MW-03	703.64	10/06/2021	ND	25.45	0.00	678.19
MW-03	703.64	10/12/2021	ND	25.81	0.00	677.83
MW-03	703.64	10/18/2021	ND	26.12	0.00	677.52
MW-03	703.64	10/27/2021	ND	26.26	0.00	677.38
MW-03	703.64	11/01/2021	ND	26.51	0.00	677.13
MW-03	703.64	11/15/2021	ND	27.84	0.00	675.80
MW-03	703.64	11/22/2021	ND	28.15	0.00	675.49
MW-03	703.64	11/30/2021	ND	28.50	0.00	675.14
MW-03	703.64	12/06/2021	ND	28.46	0.00	675.18
MW-03	703.64	12/13/2021	ND	28.65	0.00	674.99
MW-03	703.64	12/20/2021	ND	28.76	0.00	674.88
MW-03	703.64	12/28/2021	ND	28.19	0.00	675.45
MW-03	703.64	01/04/2022	ND	28.72	0.00	674.92
MW-03	703.64	01/10/2022	ND	28.84	0.00	674.80
MW-03	703.64	01/27/2022	ND	28.26	0.00	675.38
MW-03	703.64	01/31/2022	ND	28.03	0.00	675.61
MW-03	703.64	02/09/2022	ND	28.34	0.00	675.30
MW-03	703.64	02/14/2022	ND	28.60	0.00	675.04
MW-03	703.64	02/24/2022	ND	28.44	0.00	675.20
MW-03	703.64	02/28/2022	ND	29.03	0.00	674.61
MW-03	703.64	03/07/2022	ND	29.28	0.00	674.36
MW-03	703.64	03/14/2022	ND	28.58	0.00	675.06
MW-04						
MW-04	712.05	09/01/2020	ND	28.30	0.00	683.75
MW-04	712.05	09/03/2020	ND	28.19	0.00	683.86
MW-04	712.05	09/05/2020	ND	28.32	0.00	683.73
MW-04	715.04	09/14/2020	ND	31.32	0.00	683.72
MW-04	715.04	09/18/2020	ND	31.31	0.00	683.73
MW-04	715.04	09/28/2020	ND	31.23	0.00	683.81
MW-04	715.04	10/03/2020	ND	31.26	0.00	683.78
MW-04	715.04	10/19/2020	ND	30.93	0.00	684.11
MW-04	715.04	10/26/2020	ND	30.78	0.00	684.26
MW-04	715.04	11/09/2020	ND	30.50	0.00	684.54

Table 3
Summary of Monitoring Well Gauging Data

Colonial Pipeline Company
2020-L1-SR2448
Huntersville, North Carolina

Well ID	Top Of Casing Elevation[1]	Date	Depth to Free Product (ft btoc)	Depth to Groundwater (ft btoc)	Free Product Thickness (ft)	Groundwater Elevation[2] (ft btoc)
MW-04	715.04	11/18/2020	ND	30.44	0.00	684.60
MW-04	715.04	11/23/2020	ND	30.32	0.00	684.72
MW-04	715.04	12/07/2020	ND	29.97	0.00	685.07
MW-04	715.04	12/21/2020	ND	29.78	0.00	685.26
MW-04	715.04	12/26/2020	ND	30.04	0.00	685.00
MW-04	715.04	01/10/2021	ND	29.86	0.00	685.18
MW-04	715.04	01/19/2021	ND	29.76	0.00	685.28
MW-04	715.04	01/25/2021	ND	23.46	0.00	691.58
MW-04	715.04	02/01/2021	ND	29.16	0.00	685.88
MW-04	715.04	02/08/2021	ND	29.61	0.00	685.43
MW-04	715.04	02/16/2021	ND	29.05	0.00	685.99
MW-04	715.04	02/22/2021	ND	28.90	0.00	686.14
MW-04	715.04	03/04/2021	ND	28.87	0.00	686.17
MW-04	715.04	03/08/2021	ND	29.13	0.00	685.91
MW-04	715.04	03/15/2021	ND	28.98	0.00	686.06
MW-04	715.04	03/22/2021	ND	28.76	0.00	686.28
MW-04	715.04	04/01/2021	ND	28.54	0.00	686.50
MW-04	715.04	04/12/2021	ND	28.19	0.00	686.85
MW-04	715.04	04/19/2021	ND	28.23	0.00	686.81
MW-04	715.04	04/29/2021	ND	28.26	0.00	686.78
MW-04	715.04	05/03/2021	ND	28.27	0.00	686.77
MW-04	715.04	05/10/2021	ND	28.39	0.00	686.65
MW-04	715.04	05/18/2021	ND	28.54	0.00	686.50
MW-04	715.04	05/26/2021	ND	28.56	0.00	686.48
MW-04	715.04	05/31/2021	ND	28.78	0.00	686.26
MW-04	715.04	06/07/2021	ND	28.77	0.00	686.27
MW-04	715.04	06/14/2021	ND	28.86	0.00	686.18
MW-04	715.04	06/21/2021	ND	29.01	0.00	686.03
MW-04	715.04	07/01/2021	ND	29.13	0.00	685.91
MW-04	715.04	07/06/2021	ND	29.32	0.00	685.72
MW-04	715.04	07/14/2021	ND	29.41	0.00	685.63
MW-04	715.04	07/28/2021	ND	29.61	0.00	685.43
MW-04	715.04	08/02/2021	ND	29.76	0.00	685.28
MW-04	715.04	08/16/2021	ND	30.05	0.00	684.99
MW-04	715.04	08/26/2021	ND	30.29	0.00	684.75
MW-04	715.04	08/30/2021	ND	30.28	0.00	684.76
MW-04	715.04	09/14/2021	ND	30.64	0.00	684.40
MW-04	715.04	09/23/2021	ND	30.90	0.00	684.14
MW-04	715.04	10/06/2021	ND	31.20	0.00	683.84
MW-04	715.04	10/12/2021	ND	31.35	0.00	683.69
MW-04	715.04	10/18/2021	ND	31.57	0.00	683.47
MW-04	715.04	10/27/2021	ND	31.81	0.00	683.23
MW-04	715.04	11/01/2021	ND	32.01	0.00	683.03
MW-04	715.04	11/15/2021	ND	32.36	0.00	682.68
MW-04	715.04	11/22/2021	ND	32.41	0.00	682.63

Table 3
Summary of Monitoring Well Gauging Data

Colonial Pipeline Company
2020-L1-SR2448
Huntersville, North Carolina

Well ID	Top Of Casing Elevation[1]	Date	Depth to Free Product (ft btoc)	Depth to Groundwater (ft btoc)	Free Product Thickness (ft)	Groundwater Elevation[2] (ft btoc)
MW-04	715.04	11/30/2021	ND	32.61	0.00	682.43
MW-04	715.04	12/06/2021	ND	32.70	0.00	682.34
MW-04	715.04	12/13/2021	ND	32.96	0.00	682.08
MW-04	715.04	12/20/2021	ND	33.15	0.00	681.89
MW-04	715.04	12/28/2021	ND	33.25	0.00	681.79
MW-04	715.04	01/04/2022	ND	33.45	0.00	681.59
MW-04	715.04	01/10/2022	ND	33.64	0.00	681.40
MW-04	715.04	01/27/2022	ND	33.58	0.00	681.46
MW-04	715.04	01/31/2022	ND	33.98	0.00	681.06
MW-04	715.04	02/09/2022	ND	34.02	0.00	681.02
MW-04	715.04	02/14/2022	ND	34.24	0.00	680.80
MW-04	715.04	02/24/2022	ND	34.30	0.00	680.74
MW-04	715.04	02/28/2022	ND	34.40	0.00	680.64
MW-04	715.04	03/07/2022	ND	34.46	0.00	680.58
MW-04	715.04	03/14/2022	ND	34.79	0.00	680.25
MW-05						
MW-05	705.61	09/01/2020	ND	24.19	0.00	681.42
MW-05	705.61	09/03/2020	ND	25.22	0.00	680.39
MW-05	705.61	09/05/2020	ND	26.38	0.00	679.23
MW-05	705.61	09/06/2020	ND	27.38	0.00	678.23
MW-05	707.30	09/14/2020	ND	27.04	0.00	680.26
MW-05	707.30	09/18/2020	ND	27.03	0.00	680.27
MW-05	707.30	09/28/2020	ND	26.87	0.00	680.43
MW-05	707.30	10/03/2020	ND	26.88	0.00	680.42
MW-05	707.30	10/19/2020	ND	26.49	0.00	680.81
MW-05	707.30	10/26/2020	ND	26.34	0.00	680.96
MW-05	707.30	10/28/2020	ND	28.34	0.00	678.96
MW-05	707.30	11/09/2020	ND	26.06	0.00	681.24
MW-05	707.30	11/18/2020	ND	25.93	0.00	681.37
MW-05	707.30	11/23/2020	ND	25.80	0.00	681.50
MW-05	707.30	12/07/2020	ND	25.39	0.00	681.91
MW-05	707.30	12/21/2020	ND	25.14	0.00	682.16
MW-05	707.30	12/26/2020	ND	25.17	0.00	682.13
MW-05	707.30	01/10/2021	ND	24.89	0.00	682.41
MW-05	707.30	01/19/2021	ND	24.72	0.00	682.58
MW-05	707.30	01/25/2021	ND	24.43	0.00	682.87
MW-05	707.30	02/01/2021	ND	24.25	0.00	683.05
MW-05	707.30	02/08/2021	ND	24.49	0.00	682.81
MW-05	707.30	02/16/2021	ND	23.96	0.00	683.34
MW-05	707.30	02/22/2021	ND	23.66	0.00	683.64
MW-05	707.30	03/04/2021	ND	23.41	0.00	683.89
MW-05	707.30	03/08/2021	ND	23.64	0.00	683.66
MW-05	707.30	03/15/2021	ND	23.46	0.00	683.84
MW-05	707.30	03/22/2021	ND	23.19	0.00	684.11
MW-05	707.30	04/01/2021	ND	22.79	0.00	684.51

Table 3
Summary of Monitoring Well Gauging Data

Colonial Pipeline Company
2020-L1-SR2448
Huntersville, North Carolina

Well ID	Top Of Casing Elevation[1]	Date	Depth to Free Product (ft btoc)	Depth to Groundwater (ft btoc)	Free Product Thickness (ft)	Groundwater Elevation[2] (ft btoc)
MW-05	707.30	04/12/2021	ND	22.41	0.00	684.89
MW-05	707.30	04/19/2021	ND	22.45	0.00	684.85
MW-05	707.30	04/29/2021	ND	22.53	0.00	684.77
MW-05	707.30	05/03/2021	ND	22.55	0.00	684.75
MW-05	707.30	05/10/2021	ND	22.83	0.00	684.47
MW-05	707.30	05/18/2021	ND	23.13	0.00	684.17
MW-05	707.30	05/26/2021	ND	23.32	0.00	683.98
MW-05	707.30	05/31/2021	ND	23.68	0.00	683.62
MW-05	707.30	06/07/2021	ND	23.83	0.00	683.47
MW-05	707.30	06/14/2021	ND	23.98	0.00	683.32
MW-05	707.30	06/21/2021	ND	24.20	0.00	683.10
MW-05	707.30	07/01/2021	ND	24.45	0.00	682.85
MW-05	707.30	07/06/2021	ND	24.71	0.00	682.59
MW-05	707.30	07/14/2021	ND	24.87	0.00	682.43
MW-05	707.30	07/28/2021	ND	25.16	0.00	682.14
MW-05	707.30	08/02/2021	ND	25.36	0.00	681.94
MW-05	707.30	08/16/2021	ND	25.79	0.00	681.51
MW-05	707.30	08/26/2021	ND	26.11	0.00	681.19
MW-05	707.30	08/30/2021	ND	26.15	0.00	681.15
MW-05	707.30	09/14/2021	ND	26.65	0.00	680.65
MW-05	707.30	09/23/2021	ND	27.07	0.00	680.23
MW-05	707.30	10/06/2021	ND	27.45	0.00	679.85
MW-05	707.30	10/12/2021	ND	27.67	0.00	679.63
MW-05	707.30	10/18/2021	ND	27.93	0.00	679.37
MW-05	707.30	10/27/2021	ND	28.23	0.00	679.07
MW-05	707.30	11/01/2021	ND	28.45	0.00	678.85
MW-05	707.30	11/15/2021	ND	28.85	0.00	678.45
MW-05	707.30	11/22/2021	ND	28.94	0.00	678.36
MW-05	707.30	11/30/2021	ND	29.10	0.00	678.20
MW-05	707.30	12/06/2021	ND	29.18	0.00	678.12
MW-05	707.30	12/13/2021	ND	29.40	0.00	677.90
MW-05	707.30	12/20/2021	ND	29.60	0.00	677.70
MW-05	707.30	12/28/2021	ND	29.68	0.00	677.62
MW-05	707.30	01/04/2022	ND	29.87	0.00	677.43
MW-05	707.30	01/10/2022	ND	29.99	0.00	677.31
MW-05	707.30	01/27/2022	ND	30.07	0.00	677.23
MW-05	707.30	01/31/2022	ND	30.20	0.00	677.10
MW-05	707.30	02/09/2022	ND	30.12	0.00	677.18
MW-05	707.30	02/14/2022	ND	30.29	0.00	677.01
MW-05	707.30	02/24/2022	ND	30.32	0.00	676.98
MW-05	707.30	02/28/2022	ND	30.38	0.00	676.92
MW-05	707.30	03/07/2022	ND	30.42	0.00	676.88
MW-05	707.30	03/14/2022	ND	30.58	0.00	676.72

Table 3
Summary of Monitoring Well Gauging Data

Colonial Pipeline Company
2020-L1-SR2448
Huntersville, North Carolina

Well ID	Top Of Casing Elevation[1]	Date	Depth to Free Product (ft btoc)	Depth to Groundwater (ft btoc)	Free Product Thickness (ft)	Groundwater Elevation[2] (ft btoc)
MW-06						
MW-06	703.81	09/01/2020	ND	20.70	0.00	683.11
MW-06	703.81	09/03/2020	ND	20.92	0.00	682.89
MW-06	706.34	09/14/2020	ND	23.56	0.00	682.78
MW-06	706.34	09/18/2020	ND	23.65	0.00	682.69
MW-06	706.34	09/28/2020	ND	23.47	0.00	682.87
MW-06	706.34	10/03/2020	ND	23.51	0.00	682.83
MW-06	706.34	10/19/2020	ND	23.23	0.00	683.11
MW-06	706.34	10/26/2020	ND	23.12	0.00	683.22
MW-06	706.34	11/09/2020	ND	22.91	0.00	683.43
MW-06	706.34	11/18/2020	Dry	Dry	Dry	Dry
MW-06	706.34	11/23/2020	ND	22.79	0.00	683.55
MW-06	706.34	12/07/2020	ND	22.36	0.00	683.98
MW-06	706.34	12/21/2020	ND	22.18	0.00	684.16
MW-06	706.34	12/26/2020	ND	22.34	0.00	684.00
MW-06	706.34	01/10/2021	ND	22.15	0.00	684.19
MW-06	706.34	01/19/2021	ND	21.98	0.00	684.36
MW-06	706.34	01/25/2021	ND	21.68	0.00	684.66
MW-06	706.34	02/01/2021	ND	21.36	0.00	684.98
MW-06	706.34	02/08/2021	ND	21.83	0.00	684.51
MW-06	706.34	02/16/2021	ND	21.24	0.00	685.10
MW-06	706.34	02/22/2021	ND	20.99	0.00	685.35
MW-06	706.34	03/04/2021	ND	20.91	0.00	685.43
MW-06	706.34	03/08/2021	ND	21.11	0.00	685.23
MW-06	706.34	03/15/2021	ND	20.93	0.00	685.41
MW-06	706.34	03/22/2021	ND	20.67	0.00	685.67
MW-06	706.34	04/01/2021	ND	20.42	0.00	685.92
MW-06	706.34	04/12/2021	ND	20.07	0.00	686.27
MW-06	706.34	04/19/2021	ND	20.03	0.00	686.31
MW-06	706.34	04/29/2021	ND	19.95	0.00	686.39
MW-06	706.34	05/03/2021	ND	19.91	0.00	686.43
MW-06	706.34	05/10/2021	ND	20.06	0.00	686.28
MW-06	706.34	05/18/2021	ND	20.29	0.00	686.05
MW-06	706.34	05/26/2021	ND	20.39	0.00	685.95
MW-06	706.34	05/31/2021	ND	20.67	0.00	685.67
MW-06	706.34	06/07/2021	ND	20.77	0.00	685.57
MW-06	706.34	06/14/2021	ND	20.90	0.00	685.44
MW-06	706.34	06/21/2021	ND	21.08	0.00	685.26
MW-06	706.34	07/01/2021	ND	21.29	0.00	685.05
MW-06	706.34	07/06/2021	ND	21.52	0.00	684.82
MW-06	706.34	07/14/2021	ND	21.66	0.00	684.68
MW-06	706.34	07/28/2021	ND	21.93	0.00	684.41
MW-06	706.34	08/02/2021	ND	22.13	0.00	684.21
MW-06	706.34	08/16/2021	ND	22.51	0.00	683.83
MW-06	706.34	08/26/2021	ND	22.80	0.00	683.54

Table 3
Summary of Monitoring Well Gauging Data

Colonial Pipeline Company
2020-L1-SR2448
Huntersville, North Carolina

Well ID	Top Of Casing Elevation[1]	Date	Depth to Free Product (ft btoc)	Depth to Groundwater (ft btoc)	Free Product Thickness (ft)	Groundwater Elevation[2] (ft btoc)
MW-06	706.34	08/30/2021	ND	22.84	0.00	683.50
MW-06	706.34	09/14/2021	ND	23.31	0.00	683.03
MW-06	706.34	09/23/2021	ND	23.66	0.00	682.68
MW-06	706.34	10/06/2021	ND	24.03	0.00	682.31
MW-06	706.34	10/12/2021	ND	24.23	0.00	682.11
MW-06	706.34	10/18/2021	ND	24.47	0.00	681.87
MW-06	706.34	10/27/2021	ND	24.74	0.00	681.60
MW-06	706.34	11/01/2021	ND	24.93	0.00	681.41
MW-06	706.34	11/15/2021	DRY	DRY	DRY	DRY
MW-06	706.34	11/22/2021	ND	25.45	0.00	680.89
MW-06	706.34	11/30/2021	ND	25.62	0.00	680.72
MW-06	706.34	12/06/2021	ND	25.75	0.00	680.59
MW-06	706.34	12/13/2021	ND	25.98	0.00	680.36
MW-06	706.34	12/20/2021	ND	26.19	0.00	680.15
MW-06	706.34	12/28/2021	ND	26.29	0.00	680.05
MW-06	706.34	01/04/2022	ND	26.49	0.00	679.85
MW-06	706.34	01/10/2022	ND	26.65	0.00	679.69
MW-06	706.34	01/27/2022	ND	26.86	0.00	679.48
MW-06	706.34	01/31/2022	ND	26.96	0.00	679.38
MW-06	706.34	02/09/2022	ND	27.02	0.00	679.32
MW-06	706.34	02/14/2022	ND	27.15	0.00	679.19
MW-06	706.34	02/24/2022	ND	27.27	0.00	679.07
MW-06	706.34	02/28/2022	ND	27.38	0.00	678.96
MW-06	706.34	03/07/2022	ND	27.44	0.00	678.90
MW-06	706.34	03/14/2022	ND	27.69	0.00	678.65
MW-07R						
MW-07	709.46	09/01/2020	ND	26.67	0.00	682.79
MW-07	709.46	09/03/2020	ND	26.53	0.00	682.93
MW-07	709.46	09/05/2020	ND	25.60	0.00	683.86
MW-07	712.36	09/14/2020	ND	29.36	0.00	683.00
MW-07	712.36	09/18/2020	ND	29.31	0.00	683.05
MW-07	712.36	09/28/2020	ND	29.24	0.00	683.12
MW-07	712.36	10/03/2020	ND	29.32	0.00	683.04
MW-07	712.36	10/05/2020	ND	31.32	0.00	681.04
MW-07	712.36	10/19/2020	ND	29.28	0.00	683.08
MW-07	712.36	10/26/2020	ND	29.26	0.00	683.10
MW-07	712.36	11/09/2020	ND	29.19	0.00	683.17
MW-07	712.36	11/18/2020	ND	29.20	0.00	683.16
MW-07	712.36	11/23/2020	ND	29.16	0.00	683.20
MW-07	712.36	12/07/2020	ND	29.98	0.00	682.38
MW-07	712.36	12/21/2020	ND	29.04	0.00	683.32
MW-07	712.36	12/26/2020	ND	29.02	0.00	683.34
MW-07	712.36	01/10/2021	ND	29.07	0.00	683.29
MW-07	712.36	01/19/2021	ND	29.62	0.00	682.74
MW-07	712.36	01/25/2021	ND	29.91	0.00	682.45

Table 3
Summary of Monitoring Well Gauging Data

Colonial Pipeline Company
2020-L1-SR2448
Huntersville, North Carolina

Well ID	Top Of Casing Elevation[1]	Date	Depth to Free Product (ft btoc)	Depth to Groundwater (ft btoc)	Free Product Thickness (ft)	Groundwater Elevation[2] (ft btoc)
MW-07	712.36	02/01/2021	ND	30.05	0.00	682.31
MW-07	712.36	02/08/2021	ND	30.19	0.00	682.17
MW-07	712.36	02/16/2021	ND	29.86	0.00	682.50
MW-07	712.36	02/22/2021	ND	29.46	0.00	682.90
MW-07	712.36	03/04/2021	ND	29.23	0.00	683.13
MW-07	712.36	03/08/2021	ND	29.37	0.00	682.99
MW-07	712.36	03/15/2021	ND	29.39	0.00	682.97
MW-07	712.36	03/22/2021	ND	29.43	0.00	682.93
MW-07	712.36	04/01/2021	ND	29.16	0.00	683.20
MW-07	712.36	04/12/2021	ND	29.29	0.00	683.07
MW-07	712.36	04/19/2021	ND	29.58	0.00	682.78
MW-07	712.36	04/29/2021	ND	29.75	0.00	682.61
MW-07	712.36	05/03/2021	ND	29.71	0.00	682.65
MW-07	712.36	05/10/2021	ND	29.94	0.00	682.42
MW-07	712.36	05/18/2021	ND	29.89	0.00	682.47
MW-07	712.36	05/26/2021	ND	30.06	0.00	682.30
MW-07	712.36	05/31/2021	ND	30.23	0.00	682.13
MW-07	712.36	06/07/2021	ND	30.47	0.00	681.89
MW-07	712.36	06/14/2021	ND	30.57	0.00	681.79
MW-07	712.36	06/21/2021	ND	30.72	0.00	681.64
MW-07	712.36	07/01/2021	ND	30.92	0.00	681.44
MW-07	712.36	07/06/2021	ND	31.05	0.00	681.31
MW-07	712.36	07/14/2021	ND	31.09	0.00	681.27
MW-07	712.36	07/28/2021	ND	31.63	0.00	680.73
MW-07	712.36	08/02/2021	ND	31.90	0.00	680.46
MW-07	712.36	08/16/2021	ND	32.49	0.00	679.87
MW-07	712.36	08/26/2021	ND	33.08	0.00	679.28
MW-07	712.36	08/30/2021	ND	33.41	0.00	678.95
MW-07	712.36	09/14/2021	ND	34.14	0.00	678.22
MW-07	712.36	09/23/2021	ND	34.56	0.00	677.80
MW-07	712.36	10/06/2021	ND	35.46	0.00	676.90
MW-07	712.36	10/12/2021	ND	35.82	0.00	676.54
MW-07	712.36	10/18/2021	ND	36.10	0.00	676.26
MW-07	712.36	10/27/2021	ND	36.22	0.00	676.14
MW-07	712.36	11/01/2021	ND	36.41	0.00	675.95
MW-07	712.36	11/15/2021	37.43	37.76	0.33	674.84
MW-07	712.36	11/22/2021	ND	37.62	0.00	674.74
MW-07	712.36	11/30/2021	ND	37.59	0.00	674.77
MW-07	712.36	12/06/2021	37.66	37.86	0.20	674.65
MW-07	712.36	12/13/2021	37.84	37.86	0.02	674.51
MW-07	712.36	12/20/2021	37.87	37.90	0.03	674.48
MW-07	712.36	12/28/2021	DRY	DRY	DRY	DRY
MW-07	712.36	01/04/2022	DRY	DRY	DRY	DRY
MW-07	712.36	01/10/2022	DRY	DRY	DRY	DRY
MW-07	712.36	01/27/2022	DRY	DRY	DRY	DRY

Table 3
Summary of Monitoring Well Gauging Data

Colonial Pipeline Company
2020-L1-SR2448
Huntersville, North Carolina

Well ID	Top Of Casing Elevation[1]	Date	Depth to Free Product (ft btoc)	Depth to Groundwater (ft btoc)	Free Product Thickness (ft)	Groundwater Elevation[2] (ft btoc)
MW-07	712.36	01/31/2022	DRY	DRY	DRY	DRY
MW-07R	712.36	02/09/2022	ND	36.81	0.00	675.55
MW-07R	712.36	02/14/2022	ND	36.87	0.00	675.49
MW-07R	712.36	02/24/2022	ND	38.32	0.00	674.04
MW-07R	710.88	02/28/2022	ND	39.00	0.00	671.88
MW-07R	710.39	03/07/2022	ND	39.21	0.00	671.18
MW-07R	709.65	03/14/2022	ND	38.88	0.00	670.77
MW-08						
MW-08	724.93	09/01/2020	ND	31.50	0.00	693.43
MW-08	724.93	09/03/2020	ND	31.64	0.00	693.29
MW-08	724.93	09/14/2020	ND	31.77	0.00	693.16
MW-08	724.93	09/18/2020	ND	21.78	0.00	703.15
MW-08	724.93	09/28/2020	ND	31.83	0.00	693.10
MW-08	724.93	10/03/2020	ND	31.95	0.00	692.98
MW-08	724.93	10/19/2020	ND	31.87	0.00	693.06
MW-08	724.93	10/26/2020	ND	31.79	0.00	693.14
MW-08	724.93	11/09/2020	ND	31.73	0.00	693.20
MW-08	724.93	11/18/2020	ND	31.69	0.00	693.24
MW-08	724.93	11/23/2020	ND	31.49	0.00	693.44
MW-08	724.93	12/07/2020	ND	37.31	0.00	687.62
MW-08	724.93	12/21/2020	ND	31.25	0.00	693.68
MW-08	724.93	12/26/2020	ND	31.28	0.00	693.65
MW-08	724.93	01/10/2021	ND	31.06	0.00	693.87
MW-08	724.93	01/19/2021	ND	30.97	0.00	693.96
MW-08	724.93	01/25/2021	ND	30.75	0.00	694.18
MW-08	724.93	02/01/2021	ND	30.76	0.00	694.17
MW-08	724.93	02/08/2021	ND	30.83	0.00	694.10
MW-08	724.93	02/16/2021	ND	30.64	0.00	694.29
MW-08	724.93	02/22/2021	ND	30.33	0.00	694.60
MW-08	724.93	03/04/2021	ND	30.08	0.00	694.85
MW-08	724.93	03/08/2021	ND	30.12	0.00	694.81
MW-08	724.93	03/15/2021	ND	30.03	0.00	694.90
MW-08	724.93	03/22/2021	ND	29.93	0.00	695.00
MW-08	724.93	04/01/2021	ND	29.62	0.00	695.31
MW-08	724.93	04/12/2021	ND	29.30	0.00	695.63
MW-08	724.93	04/19/2021	ND	29.25	0.00	695.68
MW-08	724.93	04/29/2021	ND	29.31	0.00	695.62
MW-08	724.93	05/03/2021	ND	29.31	0.00	695.62
MW-08	724.93	05/10/2021	ND	29.46	0.00	695.47
MW-08	724.93	05/18/2021	ND	29.73	0.00	695.20
MW-08	724.93	05/26/2021	ND	29.87	0.00	695.06
MW-08	724.93	05/31/2021	ND	30.08	0.00	694.85
MW-08	724.93	06/07/2021	ND	30.17	0.00	694.76
MW-08	724.93	06/14/2021	ND	30.41	0.00	694.52
MW-08	724.93	06/21/2021	ND	30.58	0.00	694.35

Table 3
Summary of Monitoring Well Gauging Data

Colonial Pipeline Company
2020-L1-SR2448
Huntersville, North Carolina

Well ID	Top Of Casing Elevation[1]	Date	Depth to Free Product (ft btoc)	Depth to Groundwater (ft btoc)	Free Product Thickness (ft)	Groundwater Elevation[2] (ft btoc)
MW-08	724.93	07/01/2021	ND	29.35	0.00	695.58
MW-08	724.93	07/06/2021	ND	30.99	0.00	693.94
MW-08	724.93	07/14/2021	ND	31.22	0.00	693.71
MW-08	724.93	07/28/2021	ND	31.39	0.00	693.54
MW-08	724.93	08/02/2021	ND	31.63	0.00	693.30
MW-08	724.93	08/16/2021	ND	31.89	0.00	693.04
MW-08	724.93	08/26/2021	ND	31.82	0.00	693.11
MW-08	724.93	08/30/2021	ND	32.16	0.00	692.77
MW-08	724.93	09/14/2021	ND	32.51	0.00	692.42
MW-08	724.93	09/23/2021	ND	32.77	0.00	692.16
MW-08	724.93	10/06/2021	ND	33.01	0.00	691.92
MW-08	724.93	10/12/2021	ND	33.19	0.00	691.74
MW-08	724.93	10/18/2021	ND	33.37	0.00	691.56
MW-08	724.93	10/27/2021	ND	33.56	0.00	691.37
MW-08	724.93	11/01/2021	ND	33.73	0.00	691.20
MW-08	724.93	11/15/2021	ND	34.05	0.00	690.88
MW-08	724.93	11/22/2021	ND	34.09	0.00	690.84
MW-08	724.93	11/30/2021	ND	34.34	0.00	690.59
MW-08	724.93	12/06/2021	ND	34.38	0.00	690.55
MW-08	724.93	12/13/2021	ND	34.61	0.00	690.32
MW-08	724.93	12/20/2021	ND	34.72	0.00	690.21
MW-08	724.93	12/28/2021	ND	34.18	0.00	690.75
MW-08	724.93	01/04/2022	ND	35.06	0.00	689.87
MW-08	724.93	01/10/2022	ND	35.18	0.00	689.75
MW-08	724.93	01/27/2022	ND	35.29	0.00	689.64
MW-08	724.93	01/31/2022	ND	35.40	0.00	689.53
MW-08	724.93	02/09/2022	ND	35.37	0.00	689.56
MW-08	724.93	02/14/2022	ND	35.51	0.00	689.42
MW-08	724.93	02/24/2022	ND	35.59	0.00	689.34
MW-08	724.93	02/28/2022	ND	35.69	0.00	689.24
MW-08	724.93	03/07/2022	ND	35.62	0.00	689.31
MW-08	724.93	03/14/2022	ND	35.69	0.00	689.24
MW-09						
MW-09	709.46	09/01/2020	ND	26.02	0.00	683.44
MW-09	709.46	09/03/2020	ND	26.64	0.00	682.82
MW-09	717.15	09/14/2020	ND	28.82	0.00	688.33
MW-09	717.15	09/18/2020	ND	28.84	0.00	688.31
MW-09	717.15	09/28/2020	ND	28.84	0.00	688.31
MW-09	717.15	10/03/2020	ND	28.93	0.00	688.22
MW-09	717.15	10/19/2020	ND	28.96	0.00	688.19
MW-09	717.15	10/26/2020	ND	28.93	0.00	688.22
MW-09	717.15	11/09/2020	ND	28.84	0.00	688.31
MW-09	717.15	11/18/2020	ND	28.87	0.00	688.28
MW-09	717.15	11/23/2020	ND	29.82	0.00	687.33
MW-09	717.15	12/07/2020	ND	28.62	0.00	688.53

Table 3
Summary of Monitoring Well Gauging Data

Colonial Pipeline Company
2020-L1-SR2448
Huntersville, North Carolina

Well ID	Top Of Casing Elevation[1]	Date	Depth to Free Product (ft btoc)	Depth to Groundwater (ft btoc)	Free Product Thickness (ft)	Groundwater Elevation[2] (ft btoc)
MW-09	717.15	12/21/2020	ND	28.62	0.00	688.53
MW-09	717.15	12/26/2020	ND	28.62	0.00	688.53
MW-09	717.15	01/10/2021	ND	28.54	0.00	688.61
MW-09	717.15	01/19/2021	ND	28.55	0.00	688.60
MW-09	717.15	01/25/2021	ND	28.46	0.00	688.69
MW-09	717.15	02/01/2021	ND	28.44	0.00	688.71
MW-09	717.15	02/08/2021	ND	28.64	0.00	688.51
MW-09	717.15	02/16/2021	ND	28.40	0.00	688.75
MW-09	717.15	02/22/2021	ND	28.28	0.00	688.87
MW-09	717.15	03/04/2021	ND	28.12	0.00	689.03
MW-09	717.15	03/08/2021	ND	28.20	0.00	688.95
MW-09	717.15	03/15/2021	ND	28.07	0.00	689.08
MW-09	717.15	03/22/2021	ND	27.97	0.00	689.18
MW-09	717.15	04/01/2021	ND	27.84	0.00	689.31
MW-09	717.15	04/12/2021	ND	27.56	0.00	689.59
MW-09	717.15	04/19/2021	ND	27.53	0.00	689.62
MW-09	717.15	04/29/2021	ND	27.49	0.00	689.66
MW-09	717.15	05/03/2021	ND	27.42	0.00	689.73
MW-09	717.15	05/10/2021	ND	27.56	0.00	689.59
MW-09	717.15	05/18/2021	ND	27.62	0.00	689.53
MW-09	717.15	05/26/2021	ND	27.69	0.00	689.46
MW-09	717.15	05/31/2021	ND	27.87	0.00	689.28
MW-09	717.15	06/07/2021	ND	27.98	0.00	689.17
MW-09	717.15	06/14/2021	ND	28.06	0.00	689.09
MW-09	717.15	06/21/2021	ND	28.23	0.00	688.92
MW-09	717.15	07/01/2021	ND	28.41	0.00	688.74
MW-09	717.15	07/06/2021	ND	28.62	0.00	688.53
MW-09	717.15	07/14/2021	ND	28.78	0.00	688.37
MW-09	717.15	07/28/2021	ND	29.23	0.00	687.92
MW-09	717.15	08/02/2021	ND	29.50	0.00	687.65
MW-09	717.15	08/16/2021	ND	29.91	0.00	687.24
MW-09	717.15	08/26/2021	ND	30.19	0.00	686.96
MW-09	717.15	08/30/2021	ND	30.30	0.00	686.85
MW-09	717.15	09/14/2021	ND	30.81	0.00	686.34
MW-09	717.15	09/23/2021	ND	31.10	0.00	686.05
MW-09	717.15	10/06/2021	ND	31.53	0.00	685.62
MW-09	717.15	10/12/2021	ND	31.76	0.00	685.39
MW-09	717.15	10/18/2021	ND	31.92	0.00	685.23
MW-09	717.15	10/27/2021	ND	32.10	0.00	685.05
MW-09	717.15	11/01/2021	ND	32.23	0.00	684.92
MW-09	717.15	11/15/2021	ND	32.62	0.00	684.53
MW-09	717.15	11/22/2021	ND	32.73	0.00	684.42
MW-09	717.15	11/30/2021	ND	33.00	0.00	684.15
MW-09	717.15	12/06/2021	ND	33.10	0.00	684.05
MW-09	717.15	12/13/2021	ND	33.37	0.00	683.78

Table 3
Summary of Monitoring Well Gauging Data

Colonial Pipeline Company
2020-L1-SR2448
Huntersville, North Carolina

Well ID	Top Of Casing Elevation[1]	Date	Depth to Free Product (ft btoc)	Depth to Groundwater (ft btoc)	Free Product Thickness (ft)	Groundwater Elevation[2] (ft btoc)
MW-09	717.15	12/20/2021	ND	32.61	0.00	684.54
MW-09	717.15	12/28/2021	ND	33.68	0.00	683.47
MW-09	717.15	01/04/2022	ND	34.00	0.00	683.15
MW-09	717.15	01/10/2022	ND	34.33	0.00	682.82
MW-09	717.15	01/27/2022	ND	34.57	0.00	682.58
MW-09	717.15	01/31/2022	ND	34.70	0.00	682.45
MW-09	717.15	02/09/2022	ND	35.01	0.00	682.14
MW-09	717.15	02/14/2022	ND	35.22	0.00	681.93
MW-09	717.15	02/24/2022	ND	35.57	0.00	681.58
MW-09	717.15	02/28/2022	ND	35.73	0.00	681.42
MW-09	717.15	03/07/2022	ND	35.98	0.00	681.17
MW-09	717.15	03/14/2022	ND	36.10	0.00	681.05
MW-10						
MW-10	721.52	09/01/2020	Dry	Dry	Dry	Dry
MW-10	721.52	09/03/2020	Dry	Dry	Dry	Dry
MW-10	721.52	09/05/2020	Dry	Dry	Dry	Dry
MW-10	722.91	09/14/2020	Dry	Dry	Dry	Dry
MW-10	722.91	09/18/2020	Dry	Dry	Dry	Dry
MW-10	722.91	09/28/2020	Dry	Dry	Dry	Dry
MW-10	722.91	10/03/2020	Dry	Dry	Dry	Dry
MW-10	722.91	10/04/2020	Dry	Dry	Dry	Dry
MW-10	722.91	10/05/2020	Dry	Dry	Dry	Dry
MW-10	722.91	10/26/2020	Dry	Dry	Dry	Dry
MW-10	722.91	11/09/2020	Dry	Dry	Dry	Dry
MW-10	722.91	11/18/2020	Dry	Dry	Dry	Dry
MW-10	722.91	11/23/2020	Dry	Dry	Dry	Dry
MW-10	722.91	12/07/2020	Dry	Dry	Dry	Dry
MW-10	722.91	12/21/2020	Dry	Dry	Dry	Dry
MW-10	722.91	12/26/2020	Dry	Dry	Dry	Dry
MW-10	722.91	01/10/2021	Dry	Dry	Dry	Dry
MW-10	722.91	01/19/2021	Dry	Dry	Dry	Dry
MW-10	722.91	01/25/2021	Dry	Dry	Dry	Dry
MW-10	722.91	02/01/2021	Dry	Dry	Dry	Dry
MW-10	722.91	02/08/2021	Dry	Dry	Dry	Dry
MW-10	722.91	02/16/2021	Dry	Dry	Dry	Dry
MW-10	722.91	02/22/2021	Dry	Dry	Dry	Dry
MW-10	722.91	03/04/2021	Dry	Dry	Dry	Dry
MW-10	722.91	03/08/2021	Dry	Dry	Dry	Dry
MW-10	722.91	03/15/2021	Dry	Dry	Dry	Dry
MW-10	722.91	03/22/2021	Dry	Dry	Dry	Dry
MW-10	722.91	04/01/2021	Dry	Dry	Dry	Dry
MW-10	722.91	04/12/2021	Dry	Dry	Dry	Dry
MW-10	722.91	04/19/2021	Dry	Dry	Dry	Dry
MW-10	722.91	04/29/2021	Dry	Dry	Dry	Dry
MW-10	722.91	05/03/2021	Dry	Dry	Dry	Dry

Table 3
Summary of Monitoring Well Gauging Data

Colonial Pipeline Company
2020-L1-SR2448
Huntersville, North Carolina

Well ID	Top Of Casing Elevation[1]	Date	Depth to Free Product (ft btoc)	Depth to Groundwater (ft btoc)	Free Product Thickness (ft)	Groundwater Elevation[2] (ft btoc)
MW-10	722.91	05/10/2021	Dry	Dry	Dry	Dry
MW-10	722.91	05/18/2021	Dry	Dry	Dry	Dry
MW-10	722.91	05/26/2021	Dry	Dry	Dry	Dry
MW-10	722.91	05/31/2021	Dry	Dry	Dry	Dry
MW-10	722.91	06/07/2021	Dry	Dry	Dry	Dry
MW-10	722.91	06/14/2021	Dry	Dry	Dry	Dry
MW-10	722.91	06/21/2021	Dry	Dry	Dry	Dry
MW-10	722.91	07/01/2021	Dry	Dry	Dry	Dry
MW-10	722.91	07/06/2021	Dry	Dry	Dry	Dry
MW-10	722.91	07/14/2021	Dry	Dry	Dry	Dry
MW-10	722.91	07/28/2021	Dry	Dry	Dry	Dry
MW-10	722.91	08/02/2021	Dry	Dry	Dry	Dry
MW-10	722.91	08/16/2021	Dry	Dry	Dry	Dry
MW-10	722.91	08/26/2021	Dry	Dry	Dry	Dry
MW-10	722.91	08/30/2021	Dry	Dry	Dry	Dry
MW-10	722.91	09/14/2021	Dry	Dry	Dry	Dry
MW-10	722.91	09/23/2021	Dry	Dry	Dry	Dry
MW-10	722.91	10/06/2021	Dry	Dry	Dry	Dry
MW-10	722.91	10/12/2021	Dry	Dry	Dry	Dry
MW-10	722.91	10/18/2021	Dry	Dry	Dry	Dry
MW-10	722.91	10/27/2021	Dry	Dry	Dry	Dry
MW-10	722.91	11/01/2021	Dry	Dry	Dry	Dry
MW-10	722.91	11/15/2021	Dry	Dry	Dry	Dry
MW-10	722.91	11/22/2021	Dry	Dry	Dry	Dry
MW-10	722.91	11/30/2021	Dry	Dry	Dry	Dry
MW-10	722.91	12/06/2021	Dry	Dry	Dry	Dry
MW-10	722.91	12/13/2021	Dry	Dry	Dry	Dry
MW-10	722.91	12/20/2021	Dry	Dry	Dry	Dry
MW-10	722.91	12/28/2021	Dry	Dry	Dry	Dry
MW-10	722.91	01/04/2022	Dry	Dry	Dry	Dry
MW-10	722.91	01/10/2022	Dry	Dry	Dry	Dry
MW-10	722.91	01/27/2022	Dry	Dry	Dry	Dry
MW-10	722.91	01/31/2022	Dry	Dry	Dry	Dry
MW-10	722.91	02/09/2022	Dry	Dry	Dry	Dry
MW-10	722.91	02/14/2022	Dry	Dry	Dry	Dry
MW-10	722.91	02/24/2022	Dry	Dry	Dry	Dry
MW-10	722.91	02/28/2022	Dry	Dry	Dry	Dry
MW-10	722.91	03/07/2022	Dry	Dry	Dry	Dry
MW-10	722.91	03/14/2022	Dry	Dry	Dry	Dry
MW-11						
MW-11	739.65	09/01/2020	ND	40.90	0.00	698.75
MW-11	739.65	09/03/2020	ND	43.20	0.00	696.45
MW-11	739.65	09/14/2020	ND	45.24	0.00	694.41
MW-11	739.65	09/18/2020	ND	42.00	0.00	697.65
MW-11	739.65	09/28/2020	ND	42.03	0.00	697.62

Table 3
Summary of Monitoring Well Gauging Data

Colonial Pipeline Company
2020-L1-SR2448
Huntersville, North Carolina

Well ID	Top Of Casing Elevation[1]	Date	Depth to Free Product (ft btoc)	Depth to Groundwater (ft btoc)	Free Product Thickness (ft)	Groundwater Elevation[2] (ft btoc)
MW-11	739.65	10/03/2020	ND	42.14	0.00	697.51
MW-11	739.65	10/19/2020	ND	42.24	0.00	697.41
MW-11	739.65	10/26/2020	ND	42.30	0.00	697.35
MW-11	739.65	11/09/2020	42.40	42.41	0.01	697.24
MW-11	739.65	11/18/2020	42.53	42.55	0.02	697.11
MW-11	739.65	11/24/2020	NM	NM	NM	NM
MW-11	739.65	12/07/2020	42.31	42.65	0.34	697.25
MW-11	739.65	12/21/2020	42.06	43.90	1.84	697.09
MW-11	739.65	12/26/2020	41.96	44.51	2.55	697.00
MW-11	739.65	01/10/2021	41.60	41.85	0.25	697.98
MW-11	739.65	01/19/2021	41.40	47.00	5.60	696.75
MW-11	739.65	01/25/2021	41.45	47.72	6.27	696.52
MW-11	739.65	02/01/2021	41.56	47.60	6.04	696.47
MW-11	739.65	02/08/2021	41.66	48.09	6.43	696.27
MW-11	739.65	02/16/2021	41.48	47.57	6.09	696.54
MW-11	739.65	02/22/2021	41.52	47.43	5.91	696.55
MW-11	739.65	03/04/2021	41.51	47.26	5.75	696.60
MW-11	739.65	03/08/2021	41.87	47.66	5.79	696.23
MW-11	739.65	03/11/2021	41.95	47.65	5.70	696.17
MW-11	739.65	03/15/2021	42.09	47.84	5.75	696.02
MW-11	739.65	03/22/2021	42.18	47.68	5.50	696.00
MW-11	735.80	04/01/2021	ND	42.25	0.00	693.55
MW-11	735.80	04/12/2021	ARP	ARP	ARP	ARP
MW-11	735.80	04/19/2021	ARP	ARP	ARP	ARP
MW-11	735.80	04/29/2021	41.97	43.21	1.24	693.50
MW-11	735.80	05/03/2021	ARP	ARP	ARP	ARP
MW-11	735.80	05/10/2021	ARP	ARP	ARP	ARP
MW-11	735.80	05/18/2021	ARP	ARP	ARP	ARP
MW-11	735.80	05/26/2021	42.72	43.62	0.90	692.84
MW-11	735.80	05/31/2021	ARP	ARP	ARP	ARP
MW-11	735.80	06/07/2021	ARP	ARP	ARP	ARP
MW-11	735.80	06/14/2021	ARP	ARP	ARP	ARP
MW-11	735.80	06/21/2021	ARP	ARP	ARP	ARP
MW-11	735.80	07/01/2021	43.54	44.26	0.72	692.07
MW-11	735.80	07/06/2021	ARP	ARP	ARP	ARP
MW-11	735.80	07/14/2021	44.52	44.55	0.03	691.27
MW-11	735.80	07/28/2021	44.18	44.44	0.26	691.55
MW-11	735.80	08/16/2021	ARP	ARP	ARP	ARP
MW-11	735.80	08/26/2021	44.76	44.97	0.21	690.98
MW-11	735.80	08/30/2021	ARP	ARP	ARP	ARP
MW-11	735.80	09/16/2021	45.26	45.50	0.24	690.48
MW-11	735.80	09/23/2021	44.30	45.83	1.53	691.09
MW-11	735.80	10/06/2021	ARP	ARP	ARP	ARP
MW-11	735.80	10/12/2021	ARP	ARP	ARP	ARP
MW-11	735.80	10/18/2021	ARP	ARP	ARP	ARP

Table 3
Summary of Monitoring Well Gauging Data

Colonial Pipeline Company
2020-L1-SR2448
Huntersville, North Carolina

Well ID	Top Of Casing Elevation[1]	Date	Depth to Free Product (ft btoc)	Depth to Groundwater (ft btoc)	Free Product Thickness (ft)	Groundwater Elevation[2] (ft btoc)
MW-11	735.80	10/27/2021	46.09	46.59	0.50	689.58
MW-11	735.80	11/01/2021	ARP	ARP	ARP	ARP
MW-11	735.80	11/30/2021	46.77	47.18	0.41	688.92
MW-11	735.80	12/06/2021	ARP	ARP	ARP	ARP
MW-11	735.80	12/13/2021	ARP	ARP	ARP	ARP
MW-11	735.80	12/20/2021	ARP	ARP	ARP	ARP
MW-11	735.80	12/28/2021	47.42	47.55	0.13	688.35
MW-11	735.80	01/04/2022	ARP	ARP	ARP	ARP
MW-11	735.80	01/10/2022	ARP	ARP	ARP	ARP
MW-11	735.80	01/27/2022	47.73	47.84	0.11	688.04
MW-11	735.80	01/31/2022	ARP	ARP	ARP	ARP
MW-11	735.80	02/09/2022	ARP	ARP	ARP	ARP
MW-11	735.80	02/14/2022	ARP	ARP	ARP	ARP
MW-11	735.80	02/24/2022	48.49	48.84	0.35	687.22
MW-11	735.80	02/28/2022	ARP	ARP	ARP	ARP
MW-11	735.80	03/07/2022	ARP	ARP	ARP	ARP
MW-11	735.80	03/14/2022	ARP	ARP	ARP	ARP
MW-12						
MW-12	718.27	09/01/2020	ND	30.95	0.00	687.32
MW-12	718.27	09/03/2020	ND	32.18	0.00	686.09
MW-12	718.27	09/05/2020	ND	32.27	0.00	686.00
MW-12	718.27	09/14/2020	ND	33.77	0.00	684.50
MW-12	718.27	09/18/2020	ND	33.78	0.00	684.49
MW-12	718.27	09/28/2020	ND	33.71	0.00	684.56
MW-12	718.27	10/03/2020	ND	33.78	0.00	684.49
MW-12	718.27	10/19/2020	ND	33.63	0.00	684.64
MW-12	718.27	10/26/2020	ND	33.58	0.00	684.69
MW-12	718.27	11/09/2020	ND	33.36	0.00	684.91
MW-12	718.27	11/18/2020	ND	33.36	0.00	684.91
MW-12	718.27	11/23/2020	ND	33.30	0.00	684.97
MW-12	718.27	12/07/2020	ND	32.98	0.00	685.29
MW-12	718.27	12/21/2020	ND	37.82	0.00	680.45
MW-12	718.27	12/26/2020	ND	33.11	0.00	685.16
MW-12	718.27	01/10/2021	ND	32.83	0.00	685.44
MW-12	718.27	01/19/2021	ND	32.82	0.00	685.45
MW-12	718.27	01/25/2021	ND	32.54	0.00	685.73
MW-12	718.27	02/01/2021	ND	32.30	0.00	685.97
MW-12	718.27	02/08/2021	ND	32.73	0.00	685.54
MW-12	718.27	02/16/2021	ND	32.21	0.00	686.06
MW-12	718.27	02/22/2021	ND	32.05	0.00	686.22
MW-12	718.27	03/04/2021	ND	32.07	0.00	686.20
MW-12	718.27	03/08/2021	ND	32.32	0.00	685.95
MW-12	718.27	03/15/2021	ND	32.16	0.00	686.11
MW-12	718.27	03/22/2021	ND	31.98	0.00	686.29
MW-12	718.27	04/01/2021	ND	31.87	0.00	686.40

Table 3
Summary of Monitoring Well Gauging Data

Colonial Pipeline Company
2020-L1-SR2448
Huntersville, North Carolina

Well ID	Top Of Casing Elevation[1]	Date	Depth to Free Product (ft btoc)	Depth to Groundwater (ft btoc)	Free Product Thickness (ft)	Groundwater Elevation[2] (ft btoc)
MW-12	718.27	04/12/2021	Dry	Dry	Dry	Dry
MW-12	718.27	04/19/2021	ND	31.61	0.00	686.66
MW-12	718.27	04/29/2021	ND	31.41	0.00	686.86
MW-12	718.27	05/03/2021	ND	31.38	0.00	686.89
MW-12	718.27	05/10/2021	ND	31.40	0.00	686.87
MW-12	718.27	05/18/2021	ND	31.47	0.00	686.80
MW-12	718.27	05/26/2021	ND	31.44	0.00	686.83
MW-12	718.27	05/31/2021	ND	31.60	0.00	686.67
MW-12	718.27	06/07/2021	ND	31.51	0.00	686.76
MW-12	718.27	06/14/2021	ND	31.56	0.00	686.71
MW-12	718.27	06/21/2021	ND	31.63	0.00	686.64
MW-12	718.27	07/01/2021	ND	31.73	0.00	686.54
MW-12	718.27	07/06/2021	ND	31.91	0.00	686.36
MW-12	718.27	07/14/2021	ND	31.95	0.00	686.32
MW-12	718.27	07/28/2021	ND	32.12	0.00	686.15
MW-12	718.27	08/02/2021	ND	32.25	0.00	686.02
MW-12	718.27	08/16/2021	ND	32.46	0.00	685.81
MW-12	718.27	08/26/2021	ND	32.68	0.00	685.59
MW-12	718.27	08/30/2021	ND	32.67	0.00	685.60
MW-12	718.27	09/14/2021	ND	32.92	0.00	685.35
MW-12	718.27	09/23/2021	ND	33.23	0.00	685.04
MW-12	718.27	10/06/2021	ND	33.47	0.00	684.80
MW-12	718.27	10/12/2021	ND	33.61	0.00	684.66
MW-12	718.27	10/18/2021	ND	33.82	0.00	684.45
MW-12	718.27	10/27/2021	ND	34.03	0.00	684.24
MW-12	718.27	11/01/2021	ND	34.21	0.00	684.06
MW-12	718.27	11/15/2021	ND	34.52	0.00	683.75
MW-12	718.27	11/22/2021	ND	34.56	0.00	683.71
MW-12	718.27	11/30/2021	ND	34.77	0.00	683.50
MW-12	718.27	12/06/2021	ND	34.84	0.00	683.43
MW-12	718.27	12/13/2021	ND	35.11	0.00	683.16
MW-12	718.27	12/20/2021	ND	35.29	0.00	682.98
MW-12	718.27	12/28/2021	ND	35.36	0.00	682.91
MW-12	718.27	01/04/2022	ND	35.57	0.00	682.70
MW-12	718.27	01/10/2022	ND	35.76	0.00	682.51
MW-12	718.27	01/27/2022	ND	36.01	0.00	682.26
MW-12	718.27	01/31/2022	ND	36.15	0.00	682.12
MW-12	718.27	02/09/2022	ND	36.16	0.00	682.11
MW-12	718.27	02/14/2022	ND	36.38	0.00	681.89
MW-12	718.27	02/24/2022	ND	36.45	0.00	681.82
MW-12	718.27	02/28/2022	ND	36.57	0.00	681.70
MW-12	718.27	03/07/2022	ND	36.64	0.00	681.63
MW-12	718.27	03/14/2022	ND	36.03	0.00	682.24

Table 3
Summary of Monitoring Well Gauging Data

Colonial Pipeline Company
2020-L1-SR2448
Huntersville, North Carolina

Well ID	Top Of Casing Elevation[1]	Date	Depth to Free Product (ft btoc)	Depth to Groundwater (ft btoc)	Free Product Thickness (ft)	Groundwater Elevation[2] (ft btoc)
MW-13						
MW-13	736.29	09/14/2020	ND	41.77	0.00	694.52
MW-13	736.29	09/18/2020	ND	38.42	0.00	697.87
MW-13	736.29	09/28/2020	ND	38.40	0.00	697.89
MW-13	736.29	10/03/2020	ND	38.51	0.00	697.78
MW-13	736.29	10/19/2020	ND	38.55	0.00	697.74
MW-13	736.29	10/26/2020	ND	38.62	0.00	697.67
MW-13	736.29	11/09/2020	ND	38.72	0.00	697.57
MW-13	736.29	11/18/2020	ND	38.86	0.00	697.43
MW-13	736.29	11/23/2020	ND	38.75	0.00	697.54
MW-13	736.29	12/07/2020	ND	38.72	0.00	697.57
MW-13	736.29	12/21/2020	ND	38.81	0.00	697.48
MW-13	736.29	12/26/2020	ND	38.92	0.00	697.37
MW-13	736.29	01/10/2021	ND	39.07	0.00	697.22
MW-13	736.29	01/19/2021	ND	39.11	0.00	697.18
MW-13	736.29	01/25/2021	ND	39.28	0.00	697.01
MW-13	736.29	02/01/2021	ND	39.30	0.00	696.99
MW-13	736.29	02/08/2021	ND	39.70	0.00	696.59
MW-13	736.29	02/16/2021	ND	39.58	0.00	696.71
MW-13	736.29	02/22/2021	ND	39.56	0.00	696.73
MW-13	732.88	03/04/2021	ND	39.52	0.00	693.36
MW-13	732.88	03/08/2021	ND	39.84	0.00	693.04
MW-13	732.88	03/15/2021	ND	40.19	0.00	692.69
MW-13	732.88	03/22/2021	ND	40.24	0.00	692.64
MW-13	732.88	04/01/2021	ND	39.75	0.00	693.13
MW-13	732.88	04/12/2021	ND	39.46	0.00	693.42
MW-13	732.88	04/19/2021	ND	39.62	0.00	693.26
MW-13	732.88	04/29/2021	ND	39.48	0.00	693.40
MW-13	732.88	05/03/2021	ND	39.44	0.00	693.44
MW-13	732.88	05/10/2021	ND	39.82	0.00	693.06
MW-13	732.88	05/18/2021	ND	40.60	0.00	692.28
MW-13	732.88	05/26/2021	ND	40.34	0.00	692.54
MW-13	732.88	05/31/2021	ND	41.17	0.00	691.71
MW-13	732.88	06/07/2021	ND	41.30	0.00	691.58
MW-13	732.88	06/14/2021	ND	39.46	0.00	693.42
MW-13	732.88	06/21/2021	ND	39.96	0.00	692.92
MW-13	732.88	07/01/2021	ND	41.28	0.00	691.60
MW-13	732.88	07/06/2021	ND	42.27	0.00	690.61
MW-13	732.88	07/14/2021	ND	41.86	0.00	691.02
MW-13	732.88	07/28/2021	ND	42.38	0.00	690.50
MW-13	732.88	08/02/2021	ND	42.75	0.00	690.13
MW-13	732.88	08/16/2021	ND	42.84	0.00	690.04
MW-13	732.88	08/26/2021	ND	42.52	0.00	690.36
MW-13	732.88	08/30/2021	ND	43.15	0.00	689.73
MW-13	732.88	09/14/2021	ND	43.42	0.00	689.46

Table 3
Summary of Monitoring Well Gauging Data

Colonial Pipeline Company
2020-L1-SR2448
Huntersville, North Carolina

Well ID	Top Of Casing Elevation[1]	Date	Depth to Free Product (ft btoc)	Depth to Groundwater (ft btoc)	Free Product Thickness (ft)	Groundwater Elevation[2] (ft btoc)
MW-13	732.88	09/23/2021	ND	43.05	0.00	689.83
MW-13	732.88	10/06/2021	ND	43.85	0.00	689.03
MW-13	732.88	10/12/2021	ND	44.00	0.00	688.88
MW-13	732.88	10/18/2021	ND	44.14	0.00	688.74
MW-13	732.88	10/27/2021	ND	43.77	0.00	689.11
MW-13	732.88	11/01/2021	ND	44.36	0.00	688.52
MW-13	732.88	11/15/2021	ND	44.58	0.00	688.30
MW-13	732.88	11/22/2021	ND	44.70	0.00	688.18
MW-13	732.88	11/30/2021	ND	44.68	0.00	688.20
MW-13	732.88	12/06/2021	ND	44.84	0.00	688.04
MW-13	732.88	12/13/2021	ND	45.02	0.00	687.86
MW-13	732.88	12/20/2021	ND	45.20	0.00	687.68
MW-13	732.88	12/28/2021	ND	44.78	0.00	688.10
MW-13	732.88	01/04/2022	ND	45.65	0.00	687.23
MW-13	732.88	01/10/2022	ND	45.80	0.00	687.08
MW-13	732.88	01/27/2022	ND	45.01	0.00	687.87
MW-13	732.88	01/31/2022	ND	45.54	0.00	687.34
MW-13	732.88	02/09/2022	ND	45.63	0.00	687.25
MW-13	732.88	02/14/2022	ND	46.09	0.00	686.79
MW-13	732.88	02/24/2022	ND	45.68	0.00	687.20
MW-13	732.88	02/28/2022	ND	46.39	0.00	686.49
MW-13	732.88	03/07/2022	ND	46.58	0.00	686.30
MW-13	732.88	03/14/2022	ND	46.05	0.00	686.83
MW-14						
MW-14	724.88	09/14/2020	ND	31.21	0.00	693.67
MW-14	724.88	09/18/2020	ND	31.24	0.00	693.64
MW-14	724.88	09/28/2020	ND	31.29	0.00	693.59
MW-14	724.88	10/03/2020	ND	31.28	0.00	693.60
MW-14	724.88	10/05/2020	ND	33.28	0.00	691.60
MW-14	724.88	10/19/2020	ND	31.25	0.00	693.63
MW-14	724.88	10/26/2020	ND	31.27	0.00	693.61
MW-14	724.88	11/09/2020	ND	31.18	0.00	693.70
MW-14	724.88	11/18/2020	ND	31.13	0.00	693.75
MW-14	724.88	11/23/2020	ND	31.01	0.00	693.87
MW-14	724.88	12/07/2020	ND	30.85	0.00	694.03
MW-14	724.88	12/21/2020	ND	30.82	0.00	694.06
MW-14	724.88	12/26/2020	ND	30.89	0.00	693.99
MW-14	724.88	01/10/2021	ND	30.73	0.00	694.15
MW-14	724.88	01/19/2021	ND	30.68	0.00	694.20
MW-14	724.88	01/25/2021	ND	30.49	0.00	694.39
MW-14	724.88	02/01/2021	ND	30.53	0.00	694.35
MW-14	724.88	02/08/2021	ND	30.67	0.00	694.21
MW-14	724.88	02/16/2021	ND	30.55	0.00	694.33
MW-14	724.88	02/22/2021	ND	30.34	0.00	694.54
MW-14	724.88	03/04/2021	ND	30.14	0.00	694.74

Table 3
Summary of Monitoring Well Gauging Data

Colonial Pipeline Company
2020-L1-SR2448
Huntersville, North Carolina

Well ID	Top Of Casing Elevation[1]	Date	Depth to Free Product (ft btoc)	Depth to Groundwater (ft btoc)	Free Product Thickness (ft)	Groundwater Elevation[2] (ft btoc)
MW-14	724.88	03/08/2021	ND	30.18	0.00	694.70
MW-14	724.88	03/15/2021	ND	30.10	0.00	694.78
MW-14	724.88	03/22/2021	ND	30.06	0.00	694.82
MW-14	724.88	04/01/2021	ND	29.84	0.00	695.04
MW-14	724.88	04/12/2021	ND	29.54	0.00	695.34
MW-14	724.88	04/19/2021	ND	29.48	0.00	695.40
MW-14	724.88	04/29/2021	ND	29.50	0.00	695.38
MW-14	724.88	05/03/2021	ND	29.50	0.00	695.38
MW-14	724.88	05/10/2021	ND	29.66	0.00	695.22
MW-14	724.88	05/18/2021	ND	29.97	0.00	694.91
MW-14	724.88	05/26/2021	ND	30.14	0.00	694.74
MW-14	724.88	05/31/2021	ND	30.38	0.00	694.50
MW-14	724.88	06/07/2021	ND	30.49	0.00	694.39
MW-14	724.88	06/14/2021	ND	30.74	0.00	694.14
MW-14	724.88	06/21/2021	ND	30.88	0.00	694.00
MW-14	724.88	07/01/2021	ND	31.11	0.00	693.77
MW-14	724.88	07/06/2021	ND	31.33	0.00	693.55
MW-14	724.88	07/14/2021	ND	31.52	0.00	693.36
MW-14	724.88	07/28/2021	ND	31.73	0.00	693.15
MW-14	724.88	08/02/2021	ND	31.97	0.00	692.91
MW-14	724.88	08/16/2021	ND	32.23	0.00	692.65
MW-14	724.88	08/26/2021	ND	32.36	0.00	692.52
MW-14	724.88	08/30/2021	ND	32.52	0.00	692.36
MW-14	724.88	09/14/2021	ND	32.80	0.00	692.08
MW-14	724.88	09/23/2021	ND	33.22	0.00	691.66
MW-14	724.88	10/06/2021	ND	33.31	0.00	691.57
MW-14	724.88	10/12/2021	ND	33.48	0.00	691.40
MW-14	724.88	10/18/2021	ND	33.69	0.00	691.19
MW-14	724.88	10/27/2021	ND	33.88	0.00	691.00
MW-14	724.88	11/01/2021	ND	34.01	0.00	690.87
MW-14	724.88	11/15/2021	ND	34.33	0.00	690.55
MW-14	724.88	11/22/2021	ND	34.38	0.00	690.50
MW-14	724.88	11/30/2021	ND	34.60	0.00	690.28
MW-14	725.30	12/06/2021	ND	34.36	0.00	690.94
MW-14	725.30	12/13/2021	ND	35.06	0.00	690.24
MW-14	725.30	12/20/2021	ND	36.07	0.00	689.23
MW-14	725.30	12/28/2021	ND	34.97	0.00	690.33
MW-14	725.30	01/04/2022	ND	35.48	0.00	689.82
MW-14	725.30	01/10/2022	ND	35.65	0.00	689.65
MW-14	725.30	01/27/2022	ND	35.68	0.00	689.62
MW-14	725.30	01/31/2022	ND	35.65	0.00	689.65
MW-14	725.30	02/09/2022	ND	35.71	0.00	689.59
MW-14	725.30	02/14/2022	ND	35.94	0.00	689.36
MW-14	725.30	02/24/2022	ND	36.09	0.00	689.21
MW-14	725.30	02/28/2022	ND	36.13	0.00	689.17

Table 3
Summary of Monitoring Well Gauging Data

Colonial Pipeline Company
2020-L1-SR2448
Huntersville, North Carolina

Well ID	Top Of Casing Elevation[1]	Date	Depth to Free Product (ft btoc)	Depth to Groundwater (ft btoc)	Free Product Thickness (ft)	Groundwater Elevation[2] (ft btoc)
MW-14	725.30	03/07/2022	ND	36.15	0.00	689.15
MW-14	725.30	03/14/2022	ND	36.21	0.00	689.09
MW-15						
MW-15	725.70	09/03/2020	ND	33.31	0.00	692.39
MW-15	725.70	09/05/2020	ND	33.38	0.00	692.32
MW-15	725.70	09/14/2020	ND	34.79	0.00	690.91
MW-15	725.70	09/18/2020	ND	34.81	0.00	690.89
MW-15	725.70	09/28/2020	ND	34.18	0.00	691.52
MW-15	725.70	10/03/2020	ND	34.89	0.00	690.81
MW-15	725.70	10/19/2020	ND	34.88	0.00	690.82
MW-15	725.70	10/26/2020	ND	34.88	0.00	690.82
MW-15	725.70	11/09/2020	ND	34.84	0.00	690.86
MW-15	725.70	11/18/2020	ND	34.85	0.00	690.85
MW-15	725.70	11/23/2020	ND	34.82	0.00	690.88
MW-15	725.70	12/07/2020	ND	35.72	0.00	689.98
MW-15	725.70	12/21/2020	ND	34.66	0.00	691.04
MW-15	725.70	12/26/2020	ND	34.70	0.00	691.00
MW-15	725.70	01/10/2021	ND	34.61	0.00	691.09
MW-15	725.70	01/19/2021	ND	34.58	0.00	691.12
MW-15	725.70	01/25/2021	ND	34.50	0.00	691.20
MW-15	725.70	02/01/2021	ND	34.50	0.00	691.20
MW-15	725.70	02/08/2021	ND	34.60	0.00	691.10
MW-15	725.70	02/16/2021	ND	34.48	0.00	691.22
MW-15	725.70	02/22/2021	ND	34.43	0.00	691.27
MW-15	725.70	03/04/2021	ND	34.32	0.00	691.38
MW-15	725.70	03/08/2021	ND	34.37	0.00	691.33
MW-15	725.70	03/15/2021	ND	34.27	0.00	691.43
MW-15	725.70	03/22/2021	ND	34.14	0.00	691.56
MW-15	725.70	04/01/2021	ND	34.03	0.00	691.67
MW-15	725.70	04/12/2021	ND	33.77	0.00	691.93
MW-15	725.70	04/19/2021	ND	33.68	0.00	692.02
MW-15	725.70	04/29/2021	ND	33.51	0.00	692.19
MW-15	725.70	05/03/2021	ND	33.46	0.00	692.24
MW-15	725.70	05/10/2021	ND	33.43	0.00	692.27
MW-15	725.70	05/18/2021	ND	33.40	0.00	692.30
MW-15	725.70	05/26/2021	ND	33.37	0.00	692.33
MW-15	725.70	05/31/2021	ND	33.44	0.00	692.26
MW-15	725.70	06/07/2021	ND	33.42	0.00	692.28
MW-15	725.70	06/14/2021	ND	33.49	0.00	692.21
MW-15	725.70	06/21/2021	ND	33.58	0.00	692.12
MW-15	725.70	07/01/2021	ND	33.73	0.00	691.97
MW-15	725.70	07/06/2021	ND	33.85	0.00	691.85
MW-15	725.70	07/14/2021	ND	33.99	0.00	691.71
MW-15	725.70	07/28/2021	ND	34.21	0.00	691.49
MW-15	725.70	08/02/2021	ND	34.34	0.00	691.36

Table 3
Summary of Monitoring Well Gauging Data

Colonial Pipeline Company
2020-L1-SR2448
Huntersville, North Carolina

Well ID	Top Of Casing Elevation[1]	Date	Depth to Free Product (ft btoc)	Depth to Groundwater (ft btoc)	Free Product Thickness (ft)	Groundwater Elevation[2] (ft btoc)
MW-15	725.70	08/16/2021	ND	34.54	0.00	691.16
MW-15	725.70	08/26/2021	ND	34.72	0.00	690.98
MW-15	725.70	08/30/2021	ND	34.75	0.00	690.95
MW-15	725.70	09/14/2021	ND	34.98	0.00	690.72
MW-15	725.70	09/23/2021	ND	35.19	0.00	690.51
MW-15	725.70	10/06/2021	ND	35.40	0.00	690.30
MW-15	725.70	10/12/2021	ND	35.56	0.00	690.14
MW-15	725.70	10/18/2021	ND	35.68	0.00	690.02
MW-15	725.70	10/27/2021	ND	35.85	0.00	689.85
MW-15	725.70	11/01/2021	ND	35.96	0.00	689.74
MW-15	725.70	11/15/2021	ND	36.21	0.00	689.49
MW-15	725.70	11/22/2021	ND	36.31	0.00	689.39
MW-15	725.70	11/30/2021	ND	36.47	0.00	689.23
MW-15	725.70	12/06/2021	ND	36.55	0.00	689.15
MW-15	725.70	12/13/2021	ND	36.78	0.00	688.92
MW-15	725.70	12/20/2021	ND	36.59	0.00	689.11
MW-15	725.70	12/28/2021	ND	37.08	0.00	688.62
MW-15	725.70	01/04/2022	ND	37.26	0.00	688.44
MW-15	725.70	01/10/2022	ND	37.43	0.00	688.27
MW-15	725.70	01/27/2022	ND	37.66	0.00	688.04
MW-15	725.70	01/31/2022	ND	37.76	0.00	687.94
MW-15	725.70	02/09/2022	ND	37.87	0.00	687.83
MW-15	725.70	02/14/2022	ND	38.01	0.00	687.69
MW-15	725.70	02/24/2022	ND	38.08	0.00	687.62
MW-15	725.70	02/28/2022	ND	38.16	0.00	687.54
MW-15	725.70	03/07/2022	ND	38.27	0.00	687.43
MW-15	725.70	03/14/2022	ND	38.40	0.00	687.30
MW-16						
MW-16	725.49	09/14/2020	ND	26.02	0.00	699.47
MW-16	725.49	09/18/2020	ND	33.90	0.00	691.59
MW-16	725.49	09/28/2020	ND	33.87	0.00	691.62
MW-16	725.49	10/03/2020	ND	33.91	0.00	691.58
MW-16	725.49	10/19/2020	ND	33.89	0.00	691.60
MW-16	725.49	10/26/2020	ND	33.86	0.00	691.63
MW-16	725.49	11/09/2020	ND	33.85	0.00	691.64
MW-16	725.49	11/18/2020	ND	33.85	0.00	691.64
MW-16	725.49	11/23/2020	ND	34.78	0.00	690.71
MW-16	725.49	12/07/2020	ND	33.42	0.00	692.07
MW-16	725.49	12/21/2020	ND	33.73	0.00	691.76
MW-16	725.49	12/26/2020	ND	33.79	0.00	691.70
MW-16	725.49	01/10/2021	ND	33.73	0.00	691.76
MW-16	725.49	01/19/2021	ND	33.69	0.00	691.80
MW-16	725.49	01/25/2021	ND	33.58	0.00	691.91
MW-16	725.49	02/01/2021	ND	33.63	0.00	691.86
MW-16	725.49	02/08/2021	ND	33.71	0.00	691.78

Table 3
Summary of Monitoring Well Gauging Data

Colonial Pipeline Company
2020-L1-SR2448
Huntersville, North Carolina

Well ID	Top Of Casing Elevation[1]	Date	Depth to Free Product (ft btoc)	Depth to Groundwater (ft btoc)	Free Product Thickness (ft)	Groundwater Elevation[2] (ft btoc)
MW-16	725.49	02/16/2021	ND	33.64	0.00	691.85
MW-16	725.49	02/22/2021	ND	33.57	0.00	691.92
MW-16	725.49	03/04/2021	ND	33.48	0.00	692.01
MW-16	725.49	03/08/2021	ND	33.55	0.00	691.94
MW-16	725.49	03/15/2021	ND	33.50	0.00	691.99
MW-16	725.49	03/22/2021	ND	33.46	0.00	692.03
MW-16	725.49	04/01/2021	ND	33.32	0.00	692.17
MW-16	725.49	04/12/2021	ND	33.16	0.00	692.33
MW-16	725.49	04/19/2021	ND	33.08	0.00	692.41
MW-16	725.49	04/29/2021	ND	32.98	0.00	692.51
MW-16	725.49	05/03/2021	ND	32.95	0.00	692.54
MW-16	725.49	05/10/2021	ND	32.94	0.00	692.55
MW-16	725.49	05/18/2021	ND	32.92	0.00	692.57
MW-16	725.49	05/26/2021	ND	32.90	0.00	692.59
MW-16	725.49	05/31/2021	ND	32.98	0.00	692.51
MW-16	725.49	06/07/2021	ND	32.98	0.00	692.51
MW-16	725.49	06/14/2021	ND	32.98	0.00	692.51
MW-16	725.49	06/21/2021	ND	33.03	0.00	692.46
MW-16	725.49	07/01/2021	ND	33.15	0.00	692.34
MW-16	725.49	07/06/2021	ND	33.24	0.00	692.25
MW-16	725.49	07/14/2021	ND	33.42	0.00	692.07
MW-16	725.49	07/28/2021	ND	33.52	0.00	691.97
MW-16	725.49	08/02/2021	ND	33.65	0.00	691.84
MW-16	725.49	08/16/2021	ND	33.85	0.00	691.64
MW-16	725.49	08/26/2021	ND	33.84	0.00	691.65
MW-16	725.49	08/30/2021	ND	33.91	0.00	691.58
MW-16	725.49	09/14/2021	ND	34.26	0.00	691.23
MW-16	725.49	09/23/2021	ND	34.44	0.00	691.05
MW-16	725.49	10/06/2021	ND	34.65	0.00	690.84
MW-16	725.49	10/12/2021	ND	34.77	0.00	690.72
MW-16	725.49	10/18/2021	ND	34.92	0.00	690.57
MW-16	725.49	10/27/2021	ND	35.12	0.00	690.37
MW-16	725.49	11/01/2021	ND	35.20	0.00	690.29
MW-16	725.49	11/15/2021	ND	35.42	0.00	690.07
MW-16	725.49	11/22/2021	ND	35.45	0.00	690.04
MW-16	725.49	11/30/2021	ND	35.60	0.00	689.89
MW-16	725.49	12/06/2021	ND	35.64	0.00	689.85
MW-16	725.49	12/13/2021	ND	35.79	0.00	689.70
MW-16	725.49	12/20/2021	ND	35.88	0.00	689.61
MW-16	725.49	12/28/2021	ND	35.95	0.00	689.54
MW-16	725.49	01/04/2022	ND	36.10	0.00	689.39
MW-16	725.49	01/10/2022	ND	36.17	0.00	689.32
MW-16	725.49	01/27/2022	ND	36.36	0.00	689.13
MW-16	725.49	01/31/2022	ND	36.39	0.00	689.10
MW-16	725.49	02/09/2022	ND	36.41	0.00	689.08

Table 3
Summary of Monitoring Well Gauging Data

Colonial Pipeline Company
2020-L1-SR2448
Huntersville, North Carolina

Well ID	Top Of Casing Elevation[1]	Date	Depth to Free Product (ft btoc)	Depth to Groundwater (ft btoc)	Free Product Thickness (ft)	Groundwater Elevation[2] (ft btoc)
MW-16	725.49	02/14/2022	ND	36.52	0.00	688.97
MW-16	725.49	02/24/2022	ND	36.54	0.00	688.95
MW-16	725.49	02/28/2022	ND	36.59	0.00	688.90
MW-16	725.49	03/07/2022	ND	36.50	0.00	688.99
MW-16	725.49	03/14/2022	ND	36.69	0.00	688.80
MW-17						
MW-17	727.50	09/14/2020	ND	31.32	0.00	696.18
MW-17	727.50	09/18/2020	ND	35.71	0.00	691.79
MW-17	727.50	09/28/2020	ND	35.70	0.00	691.80
MW-17	727.50	10/03/2020	ND	35.75	0.00	691.75
MW-17	727.50	10/19/2020	ND	35.73	0.00	691.77
MW-17	727.50	10/26/2020	ND	35.72	0.00	691.78
MW-17	727.50	10/28/2020	ND	37.72	0.00	689.78
MW-17	727.50	11/09/2020	ND	35.72	0.00	691.78
MW-17	727.50	11/18/2020	ND	35.73	0.00	691.77
MW-17	727.50	11/23/2020	ND	35.68	0.00	691.82
MW-17	727.50	12/07/2020	ND	35.60	0.00	691.90
MW-17	727.50	12/21/2020	ND	35.62	0.00	691.88
MW-17	727.50	12/26/2020	ND	35.70	0.00	691.80
MW-17	727.50	01/10/2021	ND	35.68	0.00	691.82
MW-17	727.50	01/19/2021	ND	35.68	0.00	691.82
MW-17	727.50	01/25/2021	ND	35.56	0.00	691.94
MW-17	727.50	02/01/2021	ND	35.61	0.00	691.89
MW-17	727.50	02/08/2021	ND	35.73	0.00	691.77
MW-17	727.50	02/16/2021	ND	35.66	0.00	691.84
MW-17	727.50	02/22/2021	ND	35.63	0.00	691.87
MW-17	727.50	03/04/2021	ND	35.57	0.00	691.93
MW-17	727.50	03/08/2021	ND	35.63	0.00	691.87
MW-17	727.50	03/15/2021	ND	35.55	0.00	691.95
MW-17	727.50	03/22/2021	ND	35.51	0.00	691.99
MW-17	727.50	04/01/2021	ND	35.41	0.00	692.09
MW-17	727.50	04/12/2021	ND	35.17	0.00	692.33
MW-17	727.50	04/19/2021	ND	35.16	0.00	692.34
MW-17	727.50	04/29/2021	ND	35.08	0.00	692.42
MW-17	727.50	05/03/2021	ND	35.01	0.00	692.49
MW-17	727.50	05/10/2021	ND	34.98	0.00	692.52
MW-17	727.50	05/18/2021	ND	34.98	0.00	692.52
MW-17	727.50	05/26/2021	ND	34.94	0.00	692.56
MW-17	727.50	05/31/2021	ND	35.02	0.00	692.48
MW-17	727.50	06/07/2021	ND	35.00	0.00	692.50
MW-17	727.50	06/14/2021	ND	34.99	0.00	692.51
MW-17	727.50	06/21/2021	ND	35.03	0.00	692.47
MW-17	727.50	07/01/2021	ND	35.12	0.00	692.38
MW-17	727.50	07/06/2021	ND	35.24	0.00	692.26
MW-17	727.50	07/14/2021	ND	35.43	0.00	692.07

Table 3
Summary of Monitoring Well Gauging Data

Colonial Pipeline Company
2020-L1-SR2448
Huntersville, North Carolina

Well ID	Top Of Casing Elevation[1]	Date	Depth to Free Product (ft btoc)	Depth to Groundwater (ft btoc)	Free Product Thickness (ft)	Groundwater Elevation[2] (ft btoc)
MW-17	727.50	07/28/2021	ND	35.53	0.00	691.97
MW-17	727.50	08/02/2021	ND	35.69	0.00	691.81
MW-17	727.50	08/16/2021	ND	35.86	0.00	691.64
MW-17	727.50	08/26/2021	ND	34.94	0.00	692.56
MW-17	727.50	08/30/2021	ND	35.57	0.00	691.93
MW-17	727.50	09/14/2021	ND	36.28	0.00	691.22
MW-17	727.50	09/23/2021	ND	36.46	0.00	691.04
MW-17	727.50	10/06/2021	ND	36.63	0.00	690.87
MW-17	727.50	10/12/2021	ND	36.78	0.00	690.72
MW-17	727.50	10/18/2021	ND	36.93	0.00	690.57
MW-17	727.50	10/27/2021	ND	37.07	0.00	690.43
MW-17	727.50	11/01/2021	ND	37.18	0.00	690.32
MW-17	727.50	11/15/2021	ND	37.41	0.00	690.09
MW-17	727.50	11/22/2021	ND	37.43	0.00	690.07
MW-17	727.50	11/30/2021	ND	37.56	0.00	689.94
MW-17	727.50	12/06/2021	ND	37.62	0.00	689.88
MW-17	727.50	12/13/2021	ND	37.79	0.00	689.71
MW-17	727.50	12/20/2021	ND	37.88	0.00	689.62
MW-17	727.50	12/28/2021	ND	37.94	0.00	689.56
MW-17	727.50	01/04/2022	ND	38.12	0.00	689.38
MW-17	727.50	01/10/2022	ND	38.22	0.00	689.28
MW-17	727.50	01/27/2022	ND	38.40	0.00	689.10
MW-17	727.50	01/31/2022	ND	38.40	0.00	689.10
MW-17	727.50	02/09/2022	ND	38.45	0.00	689.05
MW-17	727.50	02/14/2022	ND	38.56	0.00	688.94
MW-17	727.50	02/24/2022	ND	38.60	0.00	688.90
MW-17	727.50	02/28/2022	ND	38.67	0.00	688.83
MW-17	727.50	03/07/2022	ND	38.68	0.00	688.82
MW-17	727.50	03/14/2022	ND	38.80	0.00	688.70
MW-18R						
MW-18	729.75	09/03/2020	ND	36.67	0.00	693.08
MW-18	729.75	09/14/2020	ND	39.78	0.00	689.97
MW-18	729.75	09/18/2020	ND	39.75	0.00	690.00
MW-18	729.75	09/28/2020	ND	39.71	0.00	690.04
MW-18	729.75	10/03/2020	ND	39.79	0.00	689.96
MW-18	729.75	10/19/2020	ND	39.88	0.00	689.87
MW-18	729.75	10/26/2020	ND	39.93	0.00	689.82
MW-18	729.75	11/09/2020	ND	40.04	0.00	689.71
MW-18	729.75	11/18/2020	ND	40.15	0.00	689.60
MW-18	729.75	11/23/2020	ND	40.17	0.00	689.58
MW-18	729.75	12/07/2020	ND	40.11	0.00	689.64
MW-18	729.75	12/21/2020	40.13	40.88	0.75	689.42
MW-18	729.75	12/26/2020	39.85	41.95	2.10	689.34
MW-18	729.75	01/10/2021	39.89	45.56	5.67	688.34
MW-18	729.75	01/19/2021	39.24	45.50	6.26	688.83

Table 3
Summary of Monitoring Well Gauging Data

Colonial Pipeline Company
2020-L1-SR2448
Huntersville, North Carolina

Well ID	Top Of Casing Elevation[1]	Date	Depth to Free Product (ft btoc)	Depth to Groundwater (ft btoc)	Free Product Thickness (ft)	Groundwater Elevation[2] (ft btoc)
MW-18	729.75	01/25/2021	39.35	45.57	6.22	688.74
MW-18	729.75	02/01/2021	39.30	45.80	6.50	688.71
MW-18	729.75	02/08/2021	39.57	46.40	6.83	688.35
MW-18	729.75	02/16/2021	39.27	46.48	7.21	688.55
MW-18	729.75	02/22/2021	39.16	46.44	7.28	688.64
MW-18	729.75	03/04/2021	ND	39.21	0.00	690.54
MW-18	729.75	03/08/2021	ARP	ARP	ARP	ARP
MW-18	729.75	03/15/2021	ARP	ARP	ARP	ARP
MW-18	729.75	03/22/2021	ARP	ARP	ARP	ARP
MW-18	728.17	04/01/2021	39.51	39.64	0.13	688.63
MW-18	728.17	04/12/2021	ARP	ARP	ARP	ARP
MW-18	728.17	04/19/2021	ARP	ARP	ARP	ARP
MW-18	728.17	04/29/2021	39.03	40.55	1.52	688.73
MW-18	728.17	05/03/2021	ARP	ARP	ARP	ARP
MW-18	728.17	05/10/2021	ARP	ARP	ARP	ARP
MW-18	728.17	05/18/2021	ARP	ARP	ARP	ARP
MW-18	728.17	05/26/2021	39.24	40.63	1.39	688.56
MW-18	728.17	05/31/2021	ARP	ARP	ARP	ARP
MW-18	728.17	06/07/2021	ARP	ARP	ARP	ARP
MW-18	728.17	06/14/2021	ARP	ARP	ARP	ARP
MW-18	728.17	06/21/2021	ARP	ARP	ARP	ARP
MW-18	728.17	07/01/2021	39.54	41.06	1.52	688.22
MW-18	728.17	07/06/2021	ARP	ARP	ARP	ARP
MW-18	728.17	07/14/2021	39.62	41.18	1.56	688.13
MW-18	728.17	07/28/2021	40.18	41.59	1.41	687.61
MW-18	728.17	08/16/2021	ARP	ARP	ARP	ARP
MW-18	728.17	08/26/2021	40.90	42.45	1.55	686.86
MW-18	728.17	08/30/2021	ARP	ARP	ARP	ARP
MW-18	728.17	09/16/2021	41.53	43.07	1.54	686.23
MW-18R	728.17	09/23/2021	41.73	43.18	1.45	686.05
MW-18R	728.17	10/06/2021	ARP	ARP	ARP	ARP
MW-18R	728.17	10/12/2021	ARP	ARP	ARP	ARP
MW-18R	728.17	10/18/2021	ARP	ARP	ARP	ARP
MW-18R	728.17	10/27/2021	42.35	44.05	1.70	685.37
MW-18R	728.17	11/01/2021	ARP	ARP	ARP	ARP
MW-18R	728.17	11/30/2021	ND	45.64	0.00	682.53
MW-18R	728.17	12/06/2021	ARP	ARP	ARP	ARP
MW-18R	728.17	12/13/2021	ARP	ARP	ARP	ARP
MW-18R	728.17	12/20/2021	ARP	ARP	ARP	ARP
MW-18R	728.17	12/28/2021	43.54	48.65	5.11	683.26
MW-18R	728.17	01/04/2022	ARP	ARP	ARP	ARP
MW-18R	728.17	01/10/2022	ARP	ARP	ARP	ARP
MW-18R	728.17	01/27/2022	44.50	49.00	4.50	682.47
MW-18R	728.17	01/31/2022	ARP	ARP	ARP	ARP
MW-18R	728.17	02/09/2022	ARP	ARP	ARP	ARP

Table 3
Summary of Monitoring Well Gauging Data

Colonial Pipeline Company
2020-L1-SR2448
Huntersville, North Carolina

Well ID	Top Of Casing Elevation[1]	Date	Depth to Free Product (ft btoc)	Depth to Groundwater (ft btoc)	Free Product Thickness (ft)	Groundwater Elevation[2] (ft btoc)
MW-18R	728.17	02/14/2022	ARP	ARP	ARP	ARP
MW-18R	728.17	02/24/2022	45.31	46.42	1.11	682.56
MW-18R	727.22	02/28/2022	ARP	ARP	ARP	ARP
MW-18R	727.22	03/07/2022	ARP	ARP	ARP	ARP
MW-18R	726.75	03/14/2022	ARP	ARP	ARP	ARP
MW-19						
MW-19	726.29	09/14/2020	ND	13.45	0.00	712.84
MW-19	726.29	09/18/2020	ND	31.25	0.00	695.04
MW-19	726.29	09/28/2020	ND	31.27	0.00	695.02
MW-19	726.29	10/03/2020	ND	31.28	0.00	695.01
MW-19	726.29	10/05/2020	ND	33.28	0.00	693.01
MW-19	726.29	10/19/2020	ND	31.26	0.00	695.03
MW-19	726.29	10/26/2020	ND	31.28	0.00	695.01
MW-19	726.29	11/09/2020	ND	31.30	0.00	694.99
MW-19	726.29	11/18/2020	ND	31.35	0.00	694.94
MW-19	726.29	11/23/2020	ND	31.28	0.00	695.01
MW-19	726.29	12/07/2020	ND	31.23	0.00	695.06
MW-19	726.29	12/21/2020	ND	31.30	0.00	694.99
MW-19	726.29	12/26/2020	ND	31.35	0.00	694.94
MW-19	726.29	01/10/2021	ND	31.28	0.00	695.01
MW-19	726.29	01/19/2021	ND	31.26	0.00	695.03
MW-19	726.29	01/25/2021	ND	41.09	0.00	685.20
MW-19	726.29	02/01/2021	ND	31.14	0.00	695.15
MW-19	726.29	02/08/2021	ND	31.22	0.00	695.07
MW-19	726.29	02/16/2021	ND	31.11	0.00	695.18
MW-19	726.29	02/22/2021	ND	30.92	0.00	695.37
MW-19	726.29	03/04/2021	ND	30.58	0.00	695.71
MW-19	726.29	03/08/2021	ND	30.56	0.00	695.73
MW-19	726.29	03/15/2021	ND	30.44	0.00	695.85
MW-19	726.29	03/22/2021	ND	30.42	0.00	695.87
MW-19	726.29	04/01/2021	ND	30.17	0.00	696.12
MW-19	726.29	04/12/2021	ND	29.83	0.00	696.46
MW-19	726.29	04/19/2021	ND	29.86	0.00	696.43
MW-19	726.29	04/29/2021	ND	30.02	0.00	696.27
MW-19	726.29	05/03/2021	ND	30.05	0.00	696.24
MW-19	726.29	05/10/2021	ND	30.22	0.00	696.07
MW-19	726.29	05/18/2021	ND	30.37	0.00	695.92
MW-19	726.29	05/26/2021	ND	30.42	0.00	695.87
MW-19	726.29	05/31/2021	ND	30.55	0.00	695.74
MW-19	726.29	06/07/2021	ND	30.56	0.00	695.73
MW-19	726.29	06/14/2021	ND	30.52	0.00	695.77
MW-19	726.29	06/21/2021	ND	30.72	0.00	695.57
MW-19	726.29	07/01/2021	ND	30.78	0.00	695.51
MW-19	726.29	07/06/2021	ND	30.84	0.00	695.45
MW-19	726.29	07/14/2021	ND	30.94	0.00	695.35

Table 3
Summary of Monitoring Well Gauging Data

Colonial Pipeline Company
2020-L1-SR2448
Huntersville, North Carolina

Well ID	Top Of Casing Elevation[1]	Date	Depth to Free Product (ft btoc)	Depth to Groundwater (ft btoc)	Free Product Thickness (ft)	Groundwater Elevation[2] (ft btoc)
MW-19	726.29	07/28/2021	ND	30.87	0.00	695.42
MW-19	726.29	08/02/2021	ND	30.95	0.00	695.34
MW-19	726.29	08/16/2021	ND	31.03	0.00	695.26
MW-19	726.29	08/26/2021	ND	31.07	0.00	695.22
MW-19	726.29	08/30/2021	ND	31.03	0.00	695.26
MW-19	726.29	09/14/2021	ND	31.20	0.00	695.09
MW-19	726.29	09/23/2021	ND	31.40	0.00	694.89
MW-19	726.29	10/06/2021	ND	31.54	0.00	694.75
MW-19	726.29	10/12/2021	ND	31.66	0.00	694.63
MW-19	726.29	10/18/2021	ND	31.76	0.00	694.53
MW-19	726.29	10/27/2021	ND	31.87	0.00	694.42
MW-19	726.29	11/01/2021	ND	32.00	0.00	694.29
MW-19	726.29	11/15/2021	ND	32.22	0.00	694.07
MW-19	726.29	11/22/2021	ND	32.25	0.00	694.04
MW-19	726.29	11/30/2021	ND	32.42	0.00	693.87
MW-19	726.29	12/06/2021	ND	32.48	0.00	693.81
MW-19	726.29	12/13/2021	ND	32.68	0.00	693.61
MW-19	726.29	12/20/2021	ND	32.80	0.00	693.49
MW-19	726.29	12/28/2021	ND	32.86	0.00	693.43
MW-19	726.29	01/04/2022	ND	38.08	0.00	688.21
MW-19	726.29	01/10/2022	ND	33.17	0.00	693.12
MW-19	726.29	01/27/2022	ND	33.25	0.00	693.04
MW-19	726.29	01/31/2022	ND	33.26	0.00	693.03
MW-19	726.29	02/09/2022	ND	33.29	0.00	693.00
MW-19	726.29	02/14/2022	ND	33.36	0.00	692.93
MW-19	726.29	02/24/2022	ND	33.40	0.00	692.89
MW-19	726.29	02/28/2022	ND	33.47	0.00	692.82
MW-19	726.29	03/07/2022	ND	33.45	0.00	692.84
MW-19	726.29	03/14/2022	ND	33.54	0.00	692.75
MW-20						
MW-20	729.69	09/03/2020	ND	41.44	0.00	688.25
MW-20	729.69	09/14/2020	ND	42.25	0.00	687.44
MW-20	729.69	09/18/2020	ND	40.21	0.00	689.48
MW-20	729.69	09/28/2020	ND	42.17	0.00	687.52
MW-20	729.69	10/03/2020	ND	42.12	0.00	687.57
MW-20	729.69	10/19/2020	ND	42.16	0.00	687.53
MW-20	729.69	10/21/2020	ND	44.16	0.00	685.53
MW-20	729.69	10/26/2020	ND	42.15	0.00	687.54
MW-20	729.69	11/09/2020	ND	42.14	0.00	687.55
MW-20	729.69	11/18/2020	ND	42.29	0.00	687.40
MW-20	729.69	11/23/2020	ND	42.22	0.00	687.47
MW-20	729.69	12/07/2020	ND	42.15	0.00	687.54
MW-20	729.69	12/21/2020	ND	42.26	0.00	687.43
MW-20	729.69	12/26/2020	ND	42.31	0.00	687.38
MW-20	729.69	01/10/2021	ND	42.46	0.00	687.23

Table 3
Summary of Monitoring Well Gauging Data

Colonial Pipeline Company
2020-L1-SR2448
Huntersville, North Carolina

Well ID	Top Of Casing Elevation[1]	Date	Depth to Free Product (ft btoc)	Depth to Groundwater (ft btoc)	Free Product Thickness (ft)	Groundwater Elevation[2] (ft btoc)
MW-20	729.69	01/19/2021	ND	42.54	0.00	687.15
MW-20	729.69	01/25/2021	ND	42.56	0.00	687.13
MW-20	729.69	02/01/2021	ND	42.58	0.00	687.11
MW-20	729.69	02/08/2021	ND	42.84	0.00	686.85
MW-20	729.69	02/16/2021	ND	42.69	0.00	687.00
MW-20	729.69	02/22/2021	ND	42.68	0.00	687.01
MW-20	729.69	03/04/2021	ND	42.62	0.00	687.07
MW-20	729.69	03/08/2021	ND	42.69	0.00	687.00
MW-20	729.69	03/15/2021	ND	42.60	0.00	687.09
MW-20	729.69	03/22/2021	ND	42.55	0.00	687.14
MW-20	729.69	04/01/2021	ND	42.49	0.00	687.20
MW-20	729.69	04/12/2021	ND	42.32	0.00	687.37
MW-20	729.69	04/19/2021	ND	42.31	0.00	687.38
MW-20	729.69	04/29/2021	ND	42.19	0.00	687.50
MW-20	729.69	05/03/2021	ND	42.12	0.00	687.57
MW-20	729.69	05/10/2021	ND	42.11	0.00	687.58
MW-20	729.69	05/18/2021	ND	42.10	0.00	687.59
MW-20	729.69	05/26/2021	ND	42.13	0.00	687.56
MW-20	729.69	05/31/2021	ND	42.16	0.00	687.53
MW-20	729.69	06/07/2021	ND	42.22	0.00	687.47
MW-20	729.69	06/14/2021	ND	42.22	0.00	687.47
MW-20	729.69	06/21/2021	ND	42.30	0.00	687.39
MW-20	729.69	07/01/2021	ND	42.43	0.00	687.26
MW-20	729.69	07/06/2021	ND	42.50	0.00	687.19
MW-20	729.69	07/14/2021	ND	42.56	0.00	687.13
MW-20	729.69	07/28/2021	ND	42.86	0.00	686.83
MW-20	729.69	08/02/2021	ND	43.09	0.00	686.60
MW-20	729.69	08/16/2021	ND	43.39	0.00	686.30
MW-20	729.69	08/26/2021	ND	43.60	0.00	686.09
MW-20	729.69	08/30/2021	ND	43.64	0.00	686.05
MW-20	729.69	09/14/2021	ND	44.10	0.00	685.59
MW-20	729.69	09/23/2021	ND	44.34	0.00	685.35
MW-20	729.69	10/06/2021	ND	44.58	0.00	685.11
MW-20	729.69	10/12/2021	ND	44.77	0.00	684.92
MW-20	729.69	10/18/2021	ND	44.95	0.00	684.74
MW-20	729.69	10/27/2021	ND	45.11	0.00	684.58
MW-20	729.69	11/01/2021	ND	45.27	0.00	684.42
MW-20	729.69	11/15/2021	ND	45.73	0.00	683.96
MW-20	729.69	11/22/2021	ND	45.98	0.00	683.71
MW-20	729.69	11/30/2021	ND	46.25	0.00	683.44
MW-20	729.69	12/06/2021	ND	46.43	0.00	683.26
MW-20	729.69	12/13/2021	ND	46.69	0.00	683.00
MW-20	729.69	12/20/2021	ND	46.91	0.00	682.78
MW-20	729.69	12/28/2021	ND	47.01	0.00	682.68
MW-20	729.69	01/04/2022	ND	47.33	0.00	682.36

Table 3
Summary of Monitoring Well Gauging Data

Colonial Pipeline Company
2020-L1-SR2448
Huntersville, North Carolina

Well ID	Top Of Casing Elevation[1]	Date	Depth to Free Product (ft btoc)	Depth to Groundwater (ft btoc)	Free Product Thickness (ft)	Groundwater Elevation[2] (ft btoc)
MW-20	729.69	01/10/2022	ND	47.55	0.00	682.14
MW-20	729.69	01/27/2022	ND	47.76	0.00	681.93
MW-20	729.69	01/31/2022	ND	47.82	0.00	681.87
MW-20	729.69	02/09/2022	ND	48.02	0.00	681.67
MW-20	729.69	02/14/2022	ND	48.20	0.00	681.49
MW-20	729.69	02/24/2022	ND	48.38	0.00	681.31
MW-20	729.69	02/28/2022	ND	48.50	0.00	681.19
MW-20	729.69	03/07/2022	ND	48.70	0.00	680.99
MW-20	729.69	03/14/2022	ND	48.77	0.00	680.92
MW-21						
MW-21	724.97	09/14/2020	ND	24.99	0.00	699.98
MW-21	724.97	09/18/2020	ND	30.79	0.00	694.18
MW-21	724.97	09/28/2020	ND	30.73	0.00	694.24
MW-21	724.97	10/03/2020	ND	30.81	0.00	694.16
MW-21	724.97	10/19/2020	ND	30.76	0.00	694.21
MW-21	724.97	10/26/2020	ND	30.74	0.00	694.23
MW-21	724.97	11/09/2020	ND	30.78	0.00	694.19
MW-21	724.97	11/18/2020	ND	30.81	0.00	694.16
MW-21	724.97	11/23/2020	ND	30.76	0.00	694.21
MW-21	724.97	12/07/2020	ND	30.71	0.00	694.26
MW-21	724.97	12/21/2020	ND	30.80	0.00	694.17
MW-21	724.97	12/26/2020	ND	30.87	0.00	694.10
MW-21	724.97	01/10/2021	ND	30.92	0.00	694.05
MW-21	724.97	01/19/2021	ND	30.90	0.00	694.07
MW-21	724.97	01/25/2021	ND	30.73	0.00	694.24
MW-21	724.97	02/01/2021	ND	30.78	0.00	694.19
MW-21	724.97	02/08/2021	ND	30.93	0.00	694.04
MW-21	724.97	02/16/2021	ND	30.84	0.00	694.13
MW-21	724.97	02/22/2021	ND	30.82	0.00	694.15
MW-21	724.97	03/04/2021	ND	30.80	0.00	694.17
MW-21	724.97	03/08/2021	ND	30.91	0.00	694.06
MW-21	724.97	03/15/2021	ND	30.81	0.00	694.16
MW-21	724.97	03/22/2021	ND	30.78	0.00	694.19
MW-21	724.97	04/01/2021	ND	30.71	0.00	694.26
MW-21	724.97	04/12/2021	ND	30.56	0.00	694.41
MW-21	724.97	04/19/2021	ND	30.48	0.00	694.49
MW-21	724.97	04/29/2021	ND	30.41	0.00	694.56
MW-21	724.97	05/03/2021	ND	30.38	0.00	694.59
MW-21	724.97	05/10/2021	ND	30.39	0.00	694.58
MW-21	724.97	05/18/2021	ND	30.46	0.00	694.51
MW-21	724.97	05/26/2021	ND	30.42	0.00	694.55
MW-21	724.97	05/31/2021	ND	30.52	0.00	694.45
MW-21	724.97	06/07/2021	ND	30.45	0.00	694.52
MW-21	724.97	06/14/2021	ND	31.50	0.00	693.47
MW-21	724.97	06/21/2021	ND	30.51	0.00	694.46

Table 3
Summary of Monitoring Well Gauging Data

Colonial Pipeline Company
2020-L1-SR2448
Huntersville, North Carolina

Well ID	Top Of Casing Elevation[1]	Date	Depth to Free Product (ft btoc)	Depth to Groundwater (ft btoc)	Free Product Thickness (ft)	Groundwater Elevation[2] (ft btoc)
MW-21	724.97	07/01/2021	ND	30.60	0.00	694.37
MW-21	724.97	07/06/2021	ND	30.66	0.00	694.31
MW-21	724.97	07/14/2021	ND	30.77	0.00	694.20
MW-21	724.97	07/28/2021	ND	30.76	0.00	694.21
MW-21	724.97	08/02/2021	ND	30.87	0.00	694.10
MW-21	724.97	08/16/2021	ND	30.92	0.00	694.05
MW-21	724.97	08/26/2021	ND	36.40	0.00	688.57
MW-21	724.97	08/30/2021	ND	30.69	0.00	694.28
MW-21	724.97	09/14/2021	ND	31.15	0.00	693.82
MW-21	724.97	09/23/2021	ND	31.23	0.00	693.74
MW-21	724.97	10/06/2021	ND	31.36	0.00	693.61
MW-21	724.97	10/12/2021	ND	31.47	0.00	693.50
MW-21	724.97	10/18/2021	ND	31.59	0.00	693.38
MW-21	724.97	10/27/2021	ND	31.72	0.00	693.25
MW-21	724.97	11/01/2021	ND	31.84	0.00	693.13
MW-21	724.97	11/15/2021	ND	32.05	0.00	692.92
MW-21	724.97	11/22/2021	ND	32.02	0.00	692.95
MW-21	724.97	11/30/2021	ND	32.23	0.00	692.74
MW-21	724.97	12/06/2021	ND	32.28	0.00	692.69
MW-21	724.97	12/13/2021	ND	32.47	0.00	692.50
MW-21	724.97	12/20/2021	ND	32.59	0.00	692.38
MW-21	724.97	12/28/2021	ND	32.64	0.00	692.33
MW-21	724.97	01/04/2022	ND	32.85	0.00	692.12
MW-21	724.97	01/10/2022	ND	32.93	0.00	692.04
MW-21	724.97	01/27/2022	ND	33.08	0.00	691.89
MW-21	724.97	01/31/2022	ND	33.10	0.00	691.87
MW-21	724.97	02/09/2022	ND	33.10	0.00	691.87
MW-21	724.97	02/14/2022	ND	33.26	0.00	691.71
MW-21	724.97	02/24/2022	ND	33.24	0.00	691.73
MW-21	724.97	02/28/2022	ND	33.33	0.00	691.64
MW-21	724.97	03/07/2022	ND	33.28	0.00	691.69
MW-21	724.97	03/14/2022	ND	33.41	0.00	691.56
MW-22R						
MW-22	721.89	01/10/2021	ARP	ARP	ARP	ARP
MW-22	721.89	09/14/2020	ND	34.88	0.00	687.01
MW-22	721.89	09/18/2020	ND	34.82	0.00	687.07
MW-22	721.89	09/28/2020	ND	34.77	0.00	687.12
MW-22	721.89	10/03/2020	ND	34.88	0.00	687.01
MW-22	721.89	10/19/2020	ND	35.02	0.00	686.87
MW-22	721.89	10/26/2020	ND	35.12	0.00	686.77
MW-22	721.89	11/09/2020	ND	34.80	0.00	687.09
MW-22	721.89	11/18/2020	ND	34.98	0.00	686.91
MW-22	721.89	11/23/2020	ND	34.90	0.00	686.99
MW-22	721.89	12/07/2020	34.71	36.79	2.08	686.63
MW-22	721.89	12/21/2020	ARP	ARP	ARP	ARP

Table 3
Summary of Monitoring Well Gauging Data

Colonial Pipeline Company
2020-L1-SR2448
Huntersville, North Carolina

Well ID	Top Of Casing Elevation[1]	Date	Depth to Free Product (ft btoc)	Depth to Groundwater (ft btoc)	Free Product Thickness (ft)	Groundwater Elevation[2] (ft btoc)
MW-22	721.89	12/26/2020	35.85	37.54	1.69	685.59
MW-22	721.89	01/19/2021	ARP	ARP	ARP	ARP
MW-22	721.89	01/25/2021	ARP	ARP	ARP	ARP
MW-22	721.89	02/01/2021	Dry	Dry	Dry	Dry
MW-22	721.89	02/08/2021	ARP	ARP	ARP	ARP
MW-22	721.89	02/16/2021	ARP	ARP	ARP	ARP
MW-22	721.89	02/22/2021	ARP	ARP	ARP	ARP
MW-22	721.89	03/04/2021	37.06	37.59	0.53	684.69
MW-22	721.89	03/08/2021	ARP	ARP	ARP	ARP
MW-22	721.89	03/15/2021	ARP	ARP	ARP	ARP
MW-22	721.89	03/22/2021	ARP	ARP	ARP	ARP
MW-22	721.89	04/01/2021	37.22	37.25	0.03	684.66
MW-22	721.89	04/12/2021	ARP	ARP	ARP	ARP
MW-22	721.89	04/19/2021	ARP	ARP	ARP	ARP
MW-22	721.89	04/29/2021	37.22	37.48	0.26	684.60
MW-22	721.89	05/03/2021	ARP	ARP	ARP	ARP
MW-22	721.89	05/10/2021	ARP	ARP	ARP	ARP
MW-22	721.89	05/18/2021	ARP	ARP	ARP	ARP
MW-22	721.89	05/26/2021	Dry	Dry	Dry	Dry
MW-22	721.89	05/31/2021	ARP	ARP	ARP	ARP
MW-22	721.89	06/07/2021	ARP	ARP	ARP	ARP
MW-22	721.89	06/14/2021	ARP	ARP	ARP	ARP
MW-22	721.89	06/21/2021	ARP	ARP	ARP	ARP
MW-22	721.89	07/01/2021	Dry	Dry	Dry	Dry
MW-22	721.89	07/06/2021	ARP	ARP	ARP	ARP
MW-22	721.89	07/14/2021	Dry	Dry	Dry	Dry
MW-22	721.89	07/28/2021	37.25	37.34	0.09	684.62
MW-22	721.89	08/16/2021	Dry	Dry	Dry	Dry
MW-22	721.89	08/26/2021	Dry	Dry	Dry	Dry
MW-22	721.89	08/30/2021	Dry	Dry	Dry	Dry
MW-22	721.89	09/14/2021	39.60	39.65	0.05	682.28
MW-22	721.89	09/16/2021	39.03	39.38	0.35	682.77
MW-22R	720.81	09/23/2021	39.03	40.51	1.48	681.38
MW-22R	720.81	10/06/2021	ARP	ARP	ARP	ARP
MW-22R	720.81	10/12/2021	ARP	ARP	ARP	ARP
MW-22R	720.81	10/18/2021	ARP	ARP	ARP	ARP
MW-22R	720.81	10/27/2021	40.96	41.09	0.13	679.82
MW-22R	720.81	11/01/2021	ARP	ARP	ARP	ARP
MW-22R	720.81	11/30/2021	ND	43.50	0.00	677.31
MW-22R	720.81	12/06/2021	ARP	ARP	ARP	ARP
MW-22R	720.81	12/13/2021	ARP	ARP	ARP	ARP
MW-22R	720.81	12/20/2021	ARP	ARP	ARP	ARP
MW-22R	720.81	12/28/2021	44.22	44.53	0.31	676.51
MW-22R	720.81	01/04/2022	ARP	ARP	ARP	ARP
MW-22R	720.81	01/10/2022	ARP	ARP	ARP	ARP

Table 3
Summary of Monitoring Well Gauging Data

Colonial Pipeline Company
2020-L1-SR2448
Huntersville, North Carolina

Well ID	Top Of Casing Elevation[1]	Date	Depth to Free Product (ft btoc)	Depth to Groundwater (ft btoc)	Free Product Thickness (ft)	Groundwater Elevation[2] (ft btoc)
MW-22R	720.81	01/27/2022	44.59	44.95	0.36	676.12
MW-22R	720.81	01/31/2022	ARP	ARP	ARP	ARP
MW-22R	720.81	02/09/2022	ARP	ARP	ARP	ARP
MW-22R	720.81	02/14/2022	ARP	ARP	ARP	ARP
MW-22R	720.81	02/24/2022	45.55	45.69	0.14	675.22
MW-22R	720.81	02/28/2022	ARP	ARP	ARP	ARP
MW-22R	720.81	03/07/2022	ARP	ARP	ARP	ARP
MW-22R	720.81	03/14/2022	ARP	ARP	ARP	ARP
MW-23						
MW-23	724.32	09/14/2020	ND	30.06	0.00	694.26
MW-23	724.32	09/18/2020	ND	30.38	0.00	693.94
MW-23	724.32	09/28/2020	ND	29.82	0.00	694.50
MW-23	723.81	10/03/2020	ND	29.86	0.00	693.95
MW-23	723.81	10/19/2020	ND	29.81	0.00	694.00
MW-23	723.81	10/26/2020	ND	29.78	0.00	694.03
MW-23	723.81	11/09/2020	ND	29.79	0.00	694.02
MW-23	723.81	11/18/2020	ND	29.82	0.00	693.99
MW-23	723.81	11/23/2020	ND	30.79	0.00	693.02
MW-23	723.81	12/07/2020	ND	29.73	0.00	694.08
MW-23	723.81	12/21/2020	ND	29.79	0.00	694.02
MW-23	723.81	12/26/2020	ND	28.10	0.00	695.71
MW-23	723.81	01/10/2021	ND	29.88	0.00	693.93
MW-23	723.81	01/19/2021	ND	29.57	0.00	694.24
MW-23	723.81	01/25/2021	ND	29.74	0.00	694.07
MW-23	723.81	02/01/2021	ND	29.76	0.00	694.05
MW-23	723.81	02/08/2021	ND	29.89	0.00	693.92
MW-23	723.81	02/16/2021	ND	29.80	0.00	694.01
MW-23	723.81	02/22/2021	ND	29.75	0.00	694.06
MW-23	723.74	03/04/2021	ND	29.74	0.00	694.00
MW-23	723.74	03/08/2021	ND	29.83	0.00	693.91
MW-23	723.74	03/15/2021	ND	29.74	0.00	694.00
MW-23	723.74	03/22/2021	ND	29.71	0.00	694.03
MW-23	723.74	04/01/2021	ND	29.65	0.00	694.09
MW-23	723.74	04/12/2021	ND	29.51	0.00	694.23
MW-23	723.74	04/19/2021	ND	29.30	0.00	694.44
MW-23	723.74	04/29/2021	ND	29.36	0.00	694.38
MW-23	723.74	05/03/2021	ND	29.34	0.00	694.40
MW-23	723.74	05/10/2021	ND	29.34	0.00	694.40
MW-23	723.74	05/18/2021	ND	29.41	0.00	694.33
MW-23	723.74	05/26/2021	ND	29.36	0.00	694.38
MW-23	723.74	05/31/2021	ND	29.45	0.00	694.29
MW-23	723.74	06/07/2021	ND	29.44	0.00	694.30
MW-23	723.74	06/14/2021	ND	29.40	0.00	694.34
MW-23	723.74	06/21/2021	ND	29.43	0.00	694.31
MW-23	723.74	07/01/2021	ND	29.56	0.00	694.18

Table 3
Summary of Monitoring Well Gauging Data

Colonial Pipeline Company
2020-L1-SR2448
Huntersville, North Carolina

Well ID	Top Of Casing Elevation[1]	Date	Depth to Free Product (ft btoc)	Depth to Groundwater (ft btoc)	Free Product Thickness (ft)	Groundwater Elevation[2] (ft btoc)
MW-23	723.74	07/06/2021	ND	29.59	0.00	694.15
MW-23	723.74	07/14/2021	ND	29.67	0.00	694.07
MW-23	723.74	07/28/2021	ND	29.65	0.00	694.09
MW-23	723.74	08/02/2021	ND	29.77	0.00	693.97
MW-23	723.74	08/16/2021	ND	29.80	0.00	693.94
MW-23	723.74	08/26/2021	ND	28.51	0.00	695.23
MW-23	723.74	08/30/2021	ND	29.23	0.00	694.51
MW-23	723.74	09/14/2021	ND	30.01	0.00	693.73
MW-23	723.74	09/23/2021	ND	30.14	0.00	693.60
MW-23	723.74	10/06/2021	ND	30.26	0.00	693.48
MW-23	723.74	10/12/2021	ND	30.39	0.00	693.35
MW-23	723.74	10/18/2021	ND	30.52	0.00	693.22
MW-23	723.74	10/27/2021	ND	31.64	0.00	692.10
MW-23	723.74	11/01/2021	ND	30.76	0.00	692.98
MW-23	723.74	11/15/2021	ND	31.00	0.00	692.74
MW-23	723.74	11/22/2021	ND	31.00	0.00	692.74
MW-23	723.74	11/30/2021	ND	31.19	0.00	692.55
MW-23	723.74	12/06/2021	ND	31.19	0.00	692.55
MW-23	723.74	12/13/2021	ND	31.43	0.00	692.31
MW-23	723.74	12/20/2021	ND	31.53	0.00	692.21
MW-23	723.74	12/28/2021	ND	31.17	0.00	692.57
MW-23	723.74	01/04/2022	ND	31.78	0.00	691.96
MW-23	723.74	01/10/2022	ND	31.86	0.00	691.88
MW-23	723.74	01/27/2022	ND	31.99	0.00	691.75
MW-23	723.74	01/31/2022	ND	32.02	0.00	691.72
MW-23	723.74	02/09/2022	ND	32.02	0.00	691.72
MW-23	723.74	02/14/2022	ND	32.12	0.00	691.62
MW-23	723.74	02/24/2022	ND	32.17	0.00	691.57
MW-23	723.74	02/28/2022	ND	32.24	0.00	691.50
MW-23	723.74	03/07/2022	ND	32.19	0.00	691.55
MW-23	723.74	03/14/2022	ND	32.33	0.00	691.41
MW-24						
MW-24	737.63	09/14/2020	44.36	46.69	2.33	692.65
MW-24	737.63	09/18/2020	43.71	48.36	4.65	692.67
MW-24	737.63	09/28/2020	41.54	54.21	12.67	692.70
MW-24	737.63	10/03/2020	41.54	55.61	14.07	692.32
MW-24	737.63	10/19/2020	41.72	55.25	13.53	692.29
MW-24	737.63	10/26/2020	41.26	55.45	14.19	692.57
MW-24	737.63	11/09/2020	42.63	52.83	10.20	692.27
MW-24	737.63	11/18/2020	ARP	ARP	ARP	ARP
MW-24	737.63	11/23/2020	ARP	ARP	ARP	ARP
MW-24	737.63	12/07/2020	ARP	ARP	ARP	ARP
MW-24	737.63	12/21/2020	ARP	ARP	ARP	ARP
MW-24	737.63	12/26/2020	43.01	56.43	13.42	691.03
MW-24	737.63	01/10/2021	ARP	ARP	ARP	ARP

Table 3
Summary of Monitoring Well Gauging Data

Colonial Pipeline Company
2020-L1-SR2448
Huntersville, North Carolina

Well ID	Top Of Casing Elevation[1]	Date	Depth to Free Product (ft btoc)	Depth to Groundwater (ft btoc)	Free Product Thickness (ft)	Groundwater Elevation[2] (ft btoc)
MW-24	737.63	01/19/2021	ARP	ARP	ARP	ARP
MW-24	737.63	01/25/2021	ARP	ARP	ARP	ARP
MW-24	737.63	02/01/2021	43.68	56.60	12.92	690.49
MW-24	737.63	02/08/2021	ARP	ARP	ARP	ARP
MW-24	737.63	02/16/2021	ARP	ARP	ARP	ARP
MW-24	737.63	02/22/2021	ARP	ARP	ARP	ARP
MW-24	737.63	03/04/2021	44.03	55.90	11.87	690.42
MW-24	737.63	03/08/2021	ARP	ARP	ARP	ARP
MW-24	737.63	03/15/2021	ARP	ARP	ARP	ARP
MW-24	737.63	03/22/2021	ARP	ARP	ARP	ARP
MW-24	737.63	04/01/2021	44.91	54.37	9.46	690.19
MW-24	737.63	04/12/2021	ARP	ARP	ARP	ARP
MW-24	737.63	04/19/2021	ARP	ARP	ARP	ARP
MW-24	737.63	04/29/2021	44.92	54.26	9.34	690.21
MW-24	737.63	05/03/2021	ARP	ARP	ARP	ARP
MW-24	737.63	05/10/2021	ARP	ARP	ARP	ARP
MW-24	737.63	05/18/2021	ARP	ARP	ARP	ARP
MW-24	737.63	05/26/2021	45.19	53.94	8.75	690.10
MW-24	737.63	05/31/2021	ARP	ARP	ARP	ARP
MW-24	737.63	06/07/2021	ARP	ARP	ARP	ARP
MW-24	737.63	06/14/2021	ARP	ARP	ARP	ARP
MW-24	737.63	06/21/2021	ARP	ARP	ARP	ARP
MW-24	737.63	07/01/2021	45.11	55.71	10.60	689.68
MW-24	737.63	07/06/2021	ARP	ARP	ARP	ARP
MW-24	737.63	07/14/2021	45.85	53.75	7.90	689.67
MW-24	737.63	07/28/2021	46.21	53.56	7.35	689.45
MW-24	737.63	08/16/2021	ARP	ARP	ARP	ARP
MW-24	737.63	08/26/2021	46.84	53.99	7.15	688.88
MW-24	737.63	08/30/2021	ARP	ARP	ARP	ARP
MW-24	737.63	09/16/2021	48.35	52.82	4.47	688.08
MW-24	737.63	09/23/2021	48.56	52.76	4.20	687.95
MW-24	737.63	10/06/2021	ARP	ARP	ARP	ARP
MW-24	737.63	10/12/2021	ARP	ARP	ARP	ARP
MW-24	737.63	10/18/2021	ARP	ARP	ARP	ARP
MW-24	737.63	10/27/2021	48.12	56.76	8.64	687.20
MW-24	737.63	11/01/2021	ARP	ARP	ARP	ARP
MW-24	737.63	11/30/2021	49.99	53.80	3.81	686.62
MW-24	737.63	12/06/2021	ARP	ARP	ARP	ARP
MW-24	737.63	12/13/2021	ARP	ARP	ARP	ARP
MW-24	737.63	12/20/2021	ARP	ARP	ARP	ARP
MW-24	737.63	12/28/2021	51.67	53.69	2.02	685.42
MW-24	737.63	01/04/2022	ARP	ARP	ARP	ARP
MW-24	737.63	01/10/2022	ARP	ARP	ARP	ARP
MW-24	737.63	01/27/2022	51.94	53.93	1.99	685.16
MW-24	737.63	01/31/2022	ARP	ARP	ARP	ARP

Table 3
Summary of Monitoring Well Gauging Data

Colonial Pipeline Company
2020-L1-SR2448
Huntersville, North Carolina

Well ID	Top Of Casing Elevation[1]	Date	Depth to Free Product (ft btoc)	Depth to Groundwater (ft btoc)	Free Product Thickness (ft)	Groundwater Elevation[2] (ft btoc)
MW-24	737.63	02/09/2022	ARP	ARP	ARP	ARP
MW-24	737.63	02/14/2022	ARP	ARP	ARP	ARP
MW-24	737.63	02/24/2022	52.97	54.69	1.72	684.20
MW-24	737.63	02/28/2022	ARP	ARP	ARP	ARP
MW-24	737.63	03/07/2022	ARP	ARP	ARP	ARP
MW-24	737.63	03/14/2022	ARP	ARP	ARP	ARP
MW-25R						
MW-25	734.04	09/14/2020	ND	43.52	0.00	690.52
MW-25	734.04	09/18/2020	ND	43.48	0.00	690.56
MW-25	734.04	09/28/2020	ND	43.40	0.00	690.64
MW-25	734.04	10/03/2020	ND	43.49	0.00	690.55
MW-25	734.04	10/19/2020	ND	43.54	0.00	690.50
MW-25	734.04	10/21/2020	ND	45.54	0.00	688.50
MW-25	734.04	10/26/2020	ND	43.57	0.00	690.47
MW-25	734.04	11/09/2020	ND	43.61	0.00	690.43
MW-25	734.04	11/18/2020	ND	43.69	0.00	690.35
MW-25	734.04	11/23/2020	ND	44.71	0.00	689.33
MW-25	734.04	12/07/2020	ND	43.66	0.00	690.38
MW-25	734.04	12/21/2020	ND	43.85	0.00	690.19
MW-25	734.04	12/26/2020	ND	43.92	0.00	690.12
MW-25	734.04	01/10/2021	ND	44.16	0.00	689.88
MW-25	734.04	01/19/2021	ND	44.25	0.00	689.79
MW-25	734.04	01/25/2021	ND	44.29	0.00	689.75
MW-25	734.04	02/01/2021	ND	44.39	0.00	689.65
MW-25	734.04	02/08/2021	ND	44.66	0.00	689.38
MW-25	734.04	02/16/2021	ND	44.49	0.00	689.55
MW-25	734.04	02/22/2021	ND	44.39	0.00	689.65
MW-25	734.04	03/04/2021	ND	44.42	0.00	689.62
MW-25	734.04	03/08/2021	ND	44.57	0.00	689.47
MW-25	734.04	03/15/2021	ND	44.54	0.00	689.50
MW-25	734.04	03/22/2021	ND	44.53	0.00	689.51
MW-25	734.04	04/01/2021	ND	44.51	0.00	689.53
MW-25	734.04	04/12/2021	ND	44.43	0.00	689.61
MW-25	734.04	04/19/2021	ND	44.41	0.00	689.63
MW-25	734.04	04/29/2021	ND	44.40	0.00	689.64
MW-25	734.04	05/03/2021	ND	44.37	0.00	689.67
MW-25	734.04	05/10/2021	ND	44.45	0.00	689.59
MW-25	734.04	05/18/2021	ND	44.56	0.00	689.48
MW-25	734.04	05/26/2021	ND	44.54	0.00	689.50
MW-25	734.04	05/31/2021	ND	44.66	0.00	689.38
MW-25	734.04	06/07/2021	ND	44.73	0.00	689.31
MW-25	734.04	06/14/2021	ND	44.77	0.00	689.27
MW-25	734.04	06/21/2021	ND	44.83	0.00	689.21
MW-25	734.04	07/01/2021	ND	44.80	0.00	689.24
MW-25	734.04	07/06/2021	ND	44.97	0.00	689.07

Table 3
Summary of Monitoring Well Gauging Data

Colonial Pipeline Company
2020-L1-SR2448
Huntersville, North Carolina

Well ID	Top Of Casing Elevation[1]	Date	Depth to Free Product (ft btoc)	Depth to Groundwater (ft btoc)	Free Product Thickness (ft)	Groundwater Elevation[2] (ft btoc)
MW-25	734.04	07/14/2021	ND	44.92	0.00	689.12
MW-25	734.04	07/28/2021	ND	45.47	0.00	688.57
MW-25	734.04	08/02/2021	ND	45.76	0.00	688.28
MW-25	734.04	08/16/2021	ND	46.02	0.00	688.02
MW-25	734.04	08/26/2021	ND	46.04	0.00	688.00
MW-25	734.04	08/30/2021	ND	46.22	0.00	687.82
MW-25	734.04	09/14/2021	ND	46.68	0.00	687.36
MW-25	734.04	09/23/2021	ND	46.77	0.00	687.27
MW-25	734.04	10/06/2021	ND	47.02	0.00	687.02
MW-25	734.04	10/12/2021	ND	47.19	0.00	686.85
MW-25	734.04	10/18/2021	ND	47.27	0.00	686.77
MW-25	734.04	10/27/2021	ND	47.40	0.00	686.64
MW-25	734.04	11/01/2021	ND	47.58	0.00	686.46
MW-25	734.04	11/15/2021	ND	48.03	0.00	686.01
MW-25	734.04	11/22/2021	ND	48.25	0.00	685.79
MW-25	734.04	11/30/2021	ND	48.49	0.00	685.55
MW-25	734.02	12/06/2021	ND	48.60	0.00	685.42
MW-25	734.02	12/13/2021	ND	48.90	0.00	685.12
MW-25	734.02	12/20/2021	ND	49.09	0.00	684.93
MW-25	734.02	12/28/2021	ND	49.14	0.00	684.88
MW-25	734.02	01/04/2022	ND	49.45	0.00	684.57
MW-25	734.02	01/10/2022	49.60	49.98	0.38	684.32
MW-25	734.02	01/27/2022	49.52	50.46	0.94	684.25
MW-25	734.02	01/31/2022	49.67	50.44	0.77	684.14
MW-25R	732.76	02/09/2022	NM	NM	NM	NM
MW-25R	732.76	02/14/2022	ND	49.29	0.00	683.47
MW-25R	732.76	02/24/2022	ND	48.56	0.00	684.20
MW-25R	732.76	02/28/2022	ND	49.63	0.00	683.13
MW-25R	732.76	03/07/2022	ND	49.82	0.00	682.94
MW-25R	732.76	03/14/2022	ND	49.85	0.00	682.91
MW-26R						
MW-26	717.71	09/14/2020	31.19	33.25	2.06	685.97
MW-26	717.71	09/18/2020	30.70	34.61	3.91	685.96
MW-26	717.71	09/28/2020	29.56	37.80	8.24	685.95
MW-26	717.71	10/03/2020	29.40	38.75	9.35	685.81
MW-26	717.71	10/19/2020	28.91	39.92	11.01	685.85
MW-26	717.71	10/21/2020	28.91	39.92	11.01	685.85
MW-26	717.71	10/26/2020	28.84	39.89	11.05	685.91
MW-26	717.71	11/09/2020	28.85	40.03	11.18	685.87
MW-26	717.71	11/18/2020	ARP	ARP	ARP	ARP
MW-26	717.71	11/23/2020	42.57	54.00	11.43	672.08
MW-26	717.71	12/07/2020	ARP	ARP	ARP	ARP
MW-26	717.71	12/21/2020	ARP	ARP	ARP	ARP
MW-26	717.71	12/26/2020	ARP	ARP	ARP	ARP
MW-26	717.71	01/10/2021	Dry	Dry	Dry	Dry

Table 3
Summary of Monitoring Well Gauging Data

Colonial Pipeline Company
2020-L1-SR2448
Huntersville, North Carolina

Well ID	Top Of Casing Elevation[1]	Date	Depth to Free Product (ft btoc)	Depth to Groundwater (ft btoc)	Free Product Thickness (ft)	Groundwater Elevation[2] (ft btoc)
MW-26	717.71	01/19/2021	Dry	Dry	Dry	Dry
MW-26	717.71	01/25/2021	Dry	Dry	Dry	Dry
MW-26	717.71	02/01/2021	Dry	Dry	Dry	Dry
MW-26	717.71	02/08/2021	Dry	Dry	Dry	Dry
MW-26	717.71	02/16/2021	NM	NM	NM	NM
MW-26	717.71	02/22/2021	NM	NM	NM	NM
MW-26	717.71	03/04/2021	NM	NM	NM	NM
MW-26	717.71	03/08/2021	NM	NM	NM	NM
MW-26	717.71	03/15/2021	NM	NM	NM	NM
MW-26	717.71	03/22/2021	NM	NM	NM	NM
MW-26	717.71	04/01/2021	NM	NM	NM	NM
MW-26	717.71	04/12/2021	NM	NM	NM	NM
MW-26	717.71	04/19/2021	NM	NM	NM	NM
MW-26	717.71	04/29/2021	NM	NM	NM	NM
MW-26	717.71	05/03/2021	NM	NM	NM	NM
MW-26	717.71	05/10/2021	NM	NM	NM	NM
MW-26	717.71	05/18/2021	NM	NM	NM	NM
MW-26	717.71	05/26/2021	NM	NM	NM	NM
MW-26	717.71	05/31/2021	NM	NM	NM	NM
MW-26	717.71	06/07/2021	NM	NM	NM	NM
MW-26	717.71	06/14/2021	NM	NM	NM	NM
MW-26	717.71	06/21/2021	NM	NM	NM	NM
MW-26	717.71	07/01/2021	NM	NM	NM	NM
MW-26	717.71	07/06/2021	NM	NM	NM	NM
MW-26	717.71	07/14/2021	NM	NM	NM	NM
MW-26	718.71	07/28/2021	NM	NM	NM	NM
MW-26	718.71	08/02/2021	NM	NM	NM	NM
MW-26	718.71	08/16/2021	NM	NM	NM	NM
MW-26	718.71	08/26/2021	NM	NM	NM	NM
MW-26	718.71	08/30/2021	NM	NM	NM	NM
MW-26R	717.71	09/16/2021	35.87	39.43	3.56	680.89
MW-26R	717.71	09/23/2021	36.75	39.33	2.58	680.27
MW-26R	717.71	10/06/2021	ARP	ARP	ARP	ARP
MW-26R	717.71	10/12/2021	ARP	ARP	ARP	ARP
MW-26R	717.71	10/18/2021	ARP	ARP	ARP	ARP
MW-26R	717.71	10/27/2021	38.56	39.52	0.96	678.89
MW-26R	717.71	11/01/2021	ARP	ARP	ARP	ARP
MW-26R	717.71	11/30/2021	41.69	42.76	1.07	675.73
MW-26R	717.71	12/06/2021	ARP	ARP	ARP	ARP
MW-26R	717.71	12/13/2021	ARP	ARP	ARP	ARP
MW-26R	717.71	12/20/2021	ARP	ARP	ARP	ARP
MW-26R	717.71	12/28/2021	41.93	43.63	1.70	675.33
MW-26R	717.71	01/04/2022	ARP	ARP	ARP	ARP
MW-26R	717.71	01/10/2022	ARP	ARP	ARP	ARP
MW-26R	717.71	01/27/2022	42.68	43.93	1.25	674.70

Table 3
Summary of Monitoring Well Gauging Data

Colonial Pipeline Company
2020-L1-SR2448
Huntersville, North Carolina

Well ID	Top Of Casing Elevation[1]	Date	Depth to Free Product (ft btoc)	Depth to Groundwater (ft btoc)	Free Product Thickness (ft)	Groundwater Elevation[2] (ft btoc)
MW-26R	717.71	01/31/2022	ARP	ARP	ARP	ARP
MW-26R	717.71	02/09/2022	ARP	ARP	ARP	ARP
MW-26R	717.71	02/14/2022	ARP	ARP	ARP	ARP
MW-26R	717.71	02/24/2022	42.66	44.41	1.75	674.58
MW-26R	717.71	02/28/2022	ARP	ARP	ARP	ARP
MW-26R	717.71	03/07/2022	ARP	ARP	ARP	ARP
MW-26R	717.71	03/14/2022	ARP	ARP	ARP	ARP
MW-27						
MW-27	716.19	09/14/2020	ND	33.27	0.00	682.92
MW-27	716.19	09/18/2020	ND	33.24	0.00	682.95
MW-27	716.19	09/28/2020	ND	33.18	0.00	683.01
MW-27	716.19	10/03/2020	ND	33.23	0.00	682.96
MW-27	716.19	10/19/2020	ND	33.24	0.00	682.95
MW-27	716.19	10/26/2020	ND	33.23	0.00	682.96
MW-27	716.19	11/09/2020	ND	33.21	0.00	682.98
MW-27	716.19	11/18/2020	ND	33.25	0.00	682.94
MW-27	716.19	11/23/2020	ND	33.19	0.00	683.00
MW-27	716.19	12/07/2020	ND	33.02	0.00	683.17
MW-27	716.19	12/21/2020	ND	33.15	0.00	683.04
MW-27	716.19	12/26/2020	ND	33.14	0.00	683.05
MW-27	716.19	01/10/2021	ND	33.25	0.00	682.94
MW-27	716.19	01/19/2021	ND	33.80	0.00	682.39
MW-27	716.19	01/25/2021	ND	34.01	0.00	682.18
MW-27	716.19	02/01/2021	ND	34.08	0.00	682.11
MW-27	716.19	02/08/2021	ND	34.29	0.00	681.90
MW-27	716.19	02/16/2021	ND	33.92	0.00	682.27
MW-27	716.19	02/22/2021	ND	33.62	0.00	682.57
MW-27	716.19	03/04/2021	ND	33.92	0.00	682.27
MW-27	716.19	03/08/2021	ND	33.53	0.00	682.66
MW-27	716.19	03/15/2021	ND	33.50	0.00	682.69
MW-27	716.19	03/22/2021	ND	33.49	0.00	682.70
MW-27	716.19	04/01/2021	ND	33.24	0.00	682.95
MW-27	716.19	04/12/2021	ND	33.29	0.00	682.90
MW-27	716.19	04/19/2021	ND	33.45	0.00	682.74
MW-27	716.19	04/29/2021	ND	33.43	0.00	682.76
MW-27	716.19	05/03/2021	ND	33.39	0.00	682.80
MW-27	716.19	05/10/2021	ND	32.52	0.00	683.67
MW-27	716.19	05/18/2021	ND	33.50	0.00	682.69
MW-27	716.19	05/26/2021	ND	33.58	0.00	682.61
MW-27	716.19	05/31/2021	ND	33.79	0.00	682.40
MW-27	716.19	06/07/2021	ND	34.00	0.00	682.19
MW-27	716.19	06/14/2021	ND	34.08	0.00	682.11
MW-27	716.19	06/21/2021	ND	34.19	0.00	682.00
MW-27	716.19	07/01/2021	ND	34.35	0.00	681.84
MW-27	716.19	07/06/2021	ND	34.54	0.00	681.65

Table 3
Summary of Monitoring Well Gauging Data

Colonial Pipeline Company
2020-L1-SR2448
Huntersville, North Carolina

Well ID	Top Of Casing Elevation[1]	Date	Depth to Free Product (ft btoc)	Depth to Groundwater (ft btoc)	Free Product Thickness (ft)	Groundwater Elevation[2] (ft btoc)
MW-27	716.19	07/14/2021	ND	34.56	0.00	681.63
MW-27	716.19	07/28/2021	ND	35.06	0.00	681.13
MW-27	716.19	08/02/2021	ND	35.33	0.00	680.86
MW-27	716.19	08/16/2021	ND	35.86	0.00	680.33
MW-27	716.19	08/26/2021	ND	36.30	0.00	679.89
MW-27	716.19	08/30/2021	ND	36.60	0.00	679.59
MW-27	716.19	09/14/2021	ND	37.38	0.00	678.81
MW-27	716.19	09/23/2021	ND	37.69	0.00	678.50
MW-27	716.19	10/06/2021	ND	38.50	0.00	677.69
MW-27	716.19	10/12/2021	ND	38.83	0.00	677.36
MW-27	716.19	10/18/2021	ND	39.09	0.00	677.10
MW-27	716.19	10/27/2021	ND	39.20	0.00	676.99
MW-27	716.19	11/01/2021	ND	39.43	0.00	676.76
MW-27	716.19	11/15/2021	ND	40.56	0.00	675.63
MW-27	716.19	11/22/2021	ND	41.56	0.00	674.63
MW-27	716.19	11/30/2021	ND	41.43	0.00	674.76
MW-27	716.19	12/06/2021	ND	41.74	0.00	674.45
MW-27	716.19	12/13/2021	ND	42.03	0.00	674.16
MW-27	716.19	12/20/2021	ND	42.31	0.00	673.88
MW-27	716.19	12/28/2021	ND	42.01	0.00	674.18
MW-27	716.19	01/04/2022	ND	42.60	0.00	673.59
MW-27	716.19	01/10/2022	ND	42.93	0.00	673.26
MW-27	716.19	01/27/2022	ND	42.64	0.00	673.55
MW-27	716.19	01/31/2022	ND	42.64	0.00	673.55
MW-27	716.19	02/09/2022	ND	42.99	0.00	673.20
MW-27	716.19	02/14/2022	ND	43.28	0.00	672.91
MW-27	716.19	02/24/2022	ND	42.93	0.00	673.26
MW-27	716.19	02/28/2022	ND	43.45	0.00	672.74
MW-27	716.19	03/07/2022	ND	43.60	0.00	672.59
MW-27	716.19	03/14/2022	ND	43.22	0.00	672.97
MW-28						
MW-28	720.45	09/14/2020	ND	29.37	0.00	691.08
MW-28	720.45	09/18/2020	ND	29.34	0.00	691.11
MW-28	720.45	09/28/2020	ND	29.32	0.00	691.13
MW-28	720.45	10/03/2020	ND	29.36	0.00	691.09
MW-28	720.45	10/19/2020	ND	29.33	0.00	691.12
MW-28	720.45	10/26/2020	ND	29.29	0.00	691.16
MW-28	720.45	11/09/2020	ND	29.25	0.00	691.20
MW-28	720.45	11/18/2020	ND	29.22	0.00	691.23
MW-28	720.45	11/23/2020	ND	29.19	0.00	691.26
MW-28	720.45	12/07/2020	ND	29.09	0.00	691.36
MW-28	720.45	12/21/2020	ND	29.03	0.00	691.42
MW-28	720.45	12/26/2020	ND	29.09	0.00	691.36
MW-28	720.45	01/10/2021	ND	29.02	0.00	691.43
MW-28	720.45	01/19/2021	ND	28.90	0.00	691.55

Table 3
Summary of Monitoring Well Gauging Data

Colonial Pipeline Company
2020-L1-SR2448
Huntersville, North Carolina

Well ID	Top Of Casing Elevation[1]	Date	Depth to Free Product (ft btoc)	Depth to Groundwater (ft btoc)	Free Product Thickness (ft)	Groundwater Elevation[2] (ft btoc)
MW-28	720.45	01/25/2021	ND	28.84	0.00	691.61
MW-28	720.45	02/01/2021	ND	28.85	0.00	691.60
MW-28	720.45	02/08/2021	ND	28.91	0.00	691.54
MW-28	720.45	02/16/2021	ND	28.82	0.00	691.63
MW-28	720.45	02/22/2021	ND	28.76	0.00	691.69
MW-28	720.45	03/04/2021	ND	28.66	0.00	691.79
MW-28	720.45	03/08/2021	ND	28.70	0.00	691.75
MW-28	720.45	03/15/2021	ND	28.59	0.00	691.86
MW-28	720.45	03/22/2021	ND	28.51	0.00	691.94
MW-28	720.45	04/01/2021	ND	28.36	0.00	692.09
MW-28	720.45	04/12/2021	ND	28.18	0.00	692.27
MW-28	720.45	04/19/2021	ND	28.08	0.00	692.37
MW-28	720.45	04/29/2021	ND	27.97	0.00	692.48
MW-28	720.45	05/03/2021	ND	27.89	0.00	692.56
MW-28	720.45	05/10/2021	ND	27.87	0.00	692.58
MW-28	720.45	05/18/2021	ND	27.28	0.00	693.17
MW-28	720.45	05/26/2021	ND	27.87	0.00	692.58
MW-28	720.45	05/31/2021	ND	27.97	0.00	692.48
MW-28	720.45	06/07/2021	ND	27.97	0.00	692.48
MW-28	720.45	06/14/2021	ND	27.97	0.00	692.48
MW-28	720.45	06/21/2021	ND	26.07	0.00	694.38
MW-28	720.45	07/01/2021	ND	28.20	0.00	692.25
MW-28	720.45	07/06/2021	ND	28.29	0.00	692.16
MW-28	720.45	07/14/2021	ND	28.46	0.00	691.99
MW-28	720.45	07/28/2021	ND	28.56	0.00	691.89
MW-28	720.45	08/02/2021	ND	28.68	0.00	691.77
MW-28	720.45	08/16/2021	ND	28.89	0.00	691.56
MW-28	720.45	08/26/2021	ND	29.04	0.00	691.41
MW-28	720.45	08/30/2021	ND	29.05	0.00	691.40
MW-28	720.45	09/14/2021	ND	29.34	0.00	691.11
MW-28	720.45	09/23/2021	ND	29.51	0.00	690.94
MW-28	720.45	10/06/2021	ND	29.74	0.00	690.71
MW-28	720.45	10/12/2021	ND	29.88	0.00	690.57
MW-28	720.45	10/18/2021	ND	30.02	0.00	690.43
MW-28	720.45	10/27/2021	ND	30.18	0.00	690.27
MW-28	720.45	11/01/2021	ND	30.29	0.00	690.16
MW-28	720.45	11/15/2021	ND	30.53	0.00	689.92
MW-28	720.45	11/22/2021	ND	30.58	0.00	689.87
MW-28	720.45	11/30/2021	ND	30.74	0.00	689.71
MW-28	720.45	12/06/2021	ND	30.74	0.00	689.71
MW-28	720.45	12/13/2021	ND	30.93	0.00	689.52
MW-28	720.45	12/20/2021	ND	31.02	0.00	689.43
MW-28	720.45	12/28/2021	ND	31.04	0.00	689.41
MW-28	720.45	01/04/2022	ND	31.19	0.00	689.26
MW-28	720.45	01/10/2022	ND	31.30	0.00	689.15

Table 3
Summary of Monitoring Well Gauging Data

Colonial Pipeline Company
2020-L1-SR2448
Huntersville, North Carolina

Well ID	Top Of Casing Elevation[1]	Date	Depth to Free Product (ft btoc)	Depth to Groundwater (ft btoc)	Free Product Thickness (ft)	Groundwater Elevation[2] (ft btoc)
MW-28	720.45	01/27/2022	ND	31.44	0.00	689.01
MW-28	720.45	01/31/2022	ND	31.42	0.00	689.03
MW-28	720.45	02/09/2022	ND	31.49	0.00	688.96
MW-28	720.45	02/14/2022	ND	31.59	0.00	688.86
MW-28	720.45	02/24/2022	ND	31.61	0.00	688.84
MW-28	720.45	02/28/2022	ND	31.67	0.00	688.78
MW-28	720.45	03/07/2022	ND	31.61	0.00	688.84
MW-28	720.45	03/14/2022	ND	31.74	0.00	688.71
MW-29						
MW-29	718.73	09/14/2020	ND	29.71	0.00	689.02
MW-29	718.73	09/18/2020	ND	29.79	0.00	688.94
MW-29	718.73	09/28/2020	ND	29.86	0.00	688.87
MW-29	718.73	10/03/2020	ND	30.00	0.00	688.73
MW-29	718.73	10/19/2020	ND	30.10	0.00	688.63
MW-29	718.73	10/26/2020	ND	30.11	0.00	688.62
MW-29	718.73	11/09/2020	ND	30.07	0.00	688.66
MW-29	718.73	11/18/2020	ND	30.12	0.00	688.61
MW-29	718.73	11/23/2020	ND	30.05	0.00	688.68
MW-29	718.73	12/07/2020	ND	29.85	0.00	688.88
MW-29	718.73	12/21/2020	ND	29.91	0.00	688.82
MW-29	718.73	12/26/2020	ND	29.94	0.00	688.79
MW-29	718.73	01/10/2021	ND	29.87	0.00	688.86
MW-29	718.73	01/19/2021	ND	29.92	0.00	688.81
MW-29	718.73	01/25/2021	ND	29.84	0.00	688.89
MW-29	718.73	02/01/2021	ND	29.81	0.00	688.92
MW-29	718.73	02/08/2021	ND	30.09	0.00	688.64
MW-29	718.73	02/16/2021	ND	29.82	0.00	688.91
MW-29	718.73	02/22/2021	ND	29.68	0.00	689.05
MW-29	718.73	03/04/2021	ND	29.42	0.00	689.31
MW-29	718.73	03/08/2021	ND	29.59	0.00	689.14
MW-29	718.73	03/15/2021	ND	29.49	0.00	689.24
MW-29	718.73	03/22/2021	ND	29.39	0.00	689.34
MW-29	718.73	04/01/2021	ND	29.22	0.00	689.51
MW-29	718.73	04/12/2021	ND	28.98	0.00	689.75
MW-29	718.73	04/19/2021	ND	28.97	0.00	689.76
MW-29	718.73	04/29/2021	ND	28.96	0.00	689.77
MW-29	718.73	05/03/2021	ND	28.94	0.00	689.79
MW-29	718.73	05/10/2021	ND	29.09	0.00	689.64
MW-29	718.73	05/18/2021	ND	29.12	0.00	689.61
MW-29	718.73	05/26/2021	ND	29.14	0.00	689.59
MW-29	718.73	05/31/2021	ND	29.34	0.00	689.39
MW-29	718.73	06/07/2021	ND	29.42	0.00	689.31
MW-29	718.73	06/14/2021	ND	29.51	0.00	689.22
MW-29	718.73	06/21/2021	ND	29.68	0.00	689.05
MW-29	718.73	07/01/2021	ND	29.83	0.00	688.90

Table 3
Summary of Monitoring Well Gauging Data

Colonial Pipeline Company
2020-L1-SR2448
Huntersville, North Carolina

Well ID	Top Of Casing Elevation[1]	Date	Depth to Free Product (ft btoc)	Depth to Groundwater (ft btoc)	Free Product Thickness (ft)	Groundwater Elevation[2] (ft btoc)
MW-29	718.73	07/06/2021	ND	30.11	0.00	688.62
MW-29	718.73	07/14/2021	ND	30.24	0.00	688.49
MW-29	718.73	07/28/2021	ND	30.86	0.00	687.87
MW-29	718.73	08/02/2021	ND	31.23	0.00	687.50
MW-29	718.73	08/16/2021	ND	31.60	0.00	687.13
MW-29	718.73	08/26/2021	ND	31.84	0.00	686.89
MW-29	718.73	08/30/2021	ND	32.09	0.00	686.64
MW-29	718.73	09/14/2021	32.45	32.96	0.51	686.14
MW-29	718.73	09/16/2021	32.06	32.96	0.90	686.43
MW-29	718.73	09/23/2021	33.35	34.37	1.02	685.11
MW-29	718.73	10/06/2021	ARP	ARP	ARP	ARP
MW-29	718.73	10/12/2021	ARP	ARP	ARP	ARP
MW-29	718.73	10/18/2021	ARP	ARP	ARP	ARP
MW-29	718.73	10/27/2021	34.55	35.19	0.64	684.01
MW-29	718.73	11/01/2021	ARP	ARP	ARP	ARP
MW-29	719.59	11/30/2021	35.58	35.85	0.27	683.94
MW-29	719.59	12/06/2021	ARP	ARP	ARP	ARP
MW-29	719.59	12/13/2021	ARP	ARP	ARP	ARP
MW-29	719.59	12/20/2021	ARP	ARP	ARP	ARP
MW-29	719.59	12/28/2021	36.46	36.63	0.17	683.08
MW-29	719.59	01/04/2022	ARP	ARP	ARP	ARP
MW-29	719.59	01/10/2022	ARP	ARP	ARP	ARP
MW-29	719.59	01/27/2022	37.50	38.23	0.73	681.89
MW-29	719.59	01/31/2022	ARP	ARP	ARP	ARP
MW-29	719.59	02/09/2022	ARP	ARP	ARP	ARP
MW-29	719.59	02/14/2022	ARP	ARP	ARP	ARP
MW-29	719.59	02/24/2022	38.92	38.95	0.03	680.66
MW-29	719.59	02/28/2022	ARP	ARP	ARP	ARP
MW-29	719.59	03/07/2022	ARP	ARP	ARP	ARP
MW-29	719.59	03/14/2022	ARP	ARP	ARP	ARP
MW-30						
MW-30	715.08	09/14/2020	ND	30.59	0.00	684.49
MW-30	715.08	09/18/2020	ND	30.59	0.00	684.49
MW-30	715.08	09/28/2020	ND	30.50	0.00	684.58
MW-30	715.08	10/03/2020	ND	30.54	0.00	684.54
MW-30	715.08	10/19/2020	ND	30.32	0.00	684.76
MW-30	715.08	10/26/2020	ND	30.21	0.00	684.87
MW-30	715.08	11/09/2020	ND	30.02	0.00	685.06
MW-30	715.08	11/18/2020	ND	29.94	0.00	685.14
MW-30	715.08	11/23/2020	ND	29.89	0.00	685.19
MW-30	715.08	12/07/2020	ND	29.57	0.00	685.51
MW-30	715.08	12/21/2020	ND	29.43	0.00	685.65
MW-30	715.08	12/26/2020	ND	29.42	0.00	685.66
MW-30	715.08	01/10/2021	ND	29.13	0.00	685.95
MW-30	715.08	01/19/2021	ND	29.00	0.00	686.08

Table 3
Summary of Monitoring Well Gauging Data

Colonial Pipeline Company
2020-L1-SR2448
Huntersville, North Carolina

Well ID	Top Of Casing Elevation[1]	Date	Depth to Free Product (ft btoc)	Depth to Groundwater (ft btoc)	Free Product Thickness (ft)	Groundwater Elevation[2] (ft btoc)
MW-30	715.08	01/25/2021	ND	28.83	0.00	686.25
MW-30	715.08	02/01/2021	ND	28.73	0.00	686.35
MW-30	715.08	02/08/2021	ND	28.82	0.00	686.26
MW-30	715.08	02/16/2021	ND	28.54	0.00	686.54
MW-30	715.08	02/22/2021	ND	28.30	0.00	686.78
MW-30	715.08	03/04/2021	ND	28.05	0.00	687.03
MW-30	715.08	03/08/2021	ND	28.18	0.00	686.90
MW-30	715.08	03/15/2021	ND	28.03	0.00	687.05
MW-30	715.08	03/22/2021	ND	27.86	0.00	687.22
MW-30	715.08	04/01/2021	ND	27.62	0.00	687.46
MW-30	715.08	04/12/2021	ND	27.25	0.00	687.83
MW-30	715.08	04/19/2021	ND	27.25	0.00	687.83
MW-30	715.08	04/29/2021	ND	27.22	0.00	687.86
MW-30	715.08	05/03/2021	ND	27.23	0.00	687.85
MW-30	715.08	05/10/2021	ND	27.31	0.00	687.77
MW-30	715.08	05/18/2021	ND	27.53	0.00	687.55
MW-30	715.08	05/26/2021	ND	27.68	0.00	687.40
MW-30	715.08	05/31/2021	ND	27.94	0.00	687.14
MW-30	715.08	06/07/2021	ND	28.04	0.00	687.04
MW-30	715.08	06/14/2021	ND	28.16	0.00	686.92
MW-30	715.08	06/21/2021	ND	28.35	0.00	686.73
MW-30	715.08	07/01/2021	ND	28.57	0.00	686.51
MW-30	715.08	07/06/2021	ND	28.78	0.00	686.30
MW-30	715.08	07/14/2021	ND	28.94	0.00	686.14
MW-30	715.08	07/28/2021	ND	29.25	0.00	685.83
MW-30	715.08	08/02/2021	ND	29.45	0.00	685.63
MW-30	715.08	08/16/2021	ND	29.85	0.00	685.23
MW-30	715.08	08/26/2021	ND	30.11	0.00	684.97
MW-30	715.08	08/30/2021	ND	30.23	0.00	684.85
MW-30	715.08	09/14/2021	ND	30.68	0.00	684.40
MW-30	715.08	09/23/2021	ND	31.04	0.00	684.04
MW-30	715.08	10/06/2021	ND	31.40	0.00	683.68
MW-30	715.08	10/12/2021	ND	31.60	0.00	683.48
MW-30	715.08	10/18/2021	ND	31.84	0.00	683.24
MW-30	715.08	10/27/2021	ND	32.12	0.00	682.96
MW-30	715.08	11/01/2021	ND	32.30	0.00	682.78
MW-30	715.08	11/15/2021	ND	32.70	0.00	682.38
MW-30	715.08	11/22/2021	ND	32.85	0.00	682.23
MW-30	715.08	11/30/2021	ND	32.99	0.00	682.09
MW-30	715.08	12/06/2021	ND	33.15	0.00	681.93
MW-30	715.08	12/13/2021	ND	33.39	0.00	681.69
MW-30	715.08	12/20/2021	ND	33.58	0.00	681.50
MW-30	715.08	12/28/2021	ND	33.71	0.00	681.37
MW-30	715.08	01/04/2022	ND	33.91	0.00	681.17
MW-30	715.08	01/10/2022	ND	34.09	0.00	680.99

Table 3
Summary of Monitoring Well Gauging Data

Colonial Pipeline Company
2020-L1-SR2448
Huntersville, North Carolina

Well ID	Top Of Casing Elevation[1]	Date	Depth to Free Product (ft btoc)	Depth to Groundwater (ft btoc)	Free Product Thickness (ft)	Groundwater Elevation[2] (ft btoc)
MW-30	715.08	01/27/2022	ND	34.34	0.00	680.74
MW-30	715.08	01/31/2022	ND	34.41	0.00	680.67
MW-30	715.08	02/09/2022	ND	34.53	0.00	680.55
MW-30	715.08	02/14/2022	ND	34.60	0.00	680.48
MW-30	715.08	02/24/2022	ND	34.85	0.00	680.23
MW-30	715.08	02/28/2022	ND	34.93	0.00	680.15
MW-30	715.08	03/07/2022	ND	35.10	0.00	679.98
MW-30	715.08	03/14/2022	ND	35.26	0.00	679.82
MW-31						
MW-31	721.45	09/14/2020	ND	26.39	0.00	695.06
MW-31	721.45	09/18/2020	ND	27.69	0.00	693.76
MW-31	721.45	09/28/2020	ND	27.64	0.00	693.81
MW-31	721.45	10/03/2020	ND	27.69	0.00	693.76
MW-31	721.45	10/19/2020	ND	27.62	0.00	693.83
MW-31	721.45	10/21/2020	ND	29.62	0.00	691.83
MW-31	721.45	10/26/2020	ND	27.61	0.00	693.84
MW-31	721.45	11/09/2020	ND	27.61	0.00	693.84
MW-31	721.45	11/18/2020	ND	27.61	0.00	693.84
MW-31	721.45	11/23/2020	ND	27.56	0.00	693.89
MW-31	721.45	12/07/2020	ND	27.49	0.00	693.96
MW-31	721.45	12/21/2020	ND	27.53	0.00	693.92
MW-31	721.45	12/26/2020	ND	27.61	0.00	693.84
MW-31	721.45	01/10/2021	ND	27.58	0.00	693.87
MW-31	721.45	01/19/2021	ND	27.54	0.00	693.91
MW-31	721.45	01/25/2021	ND	27.40	0.00	694.05
MW-31	721.45	02/01/2021	ND	27.43	0.00	694.02
MW-31	721.45	02/08/2021	ND	27.52	0.00	693.93
MW-31	721.45	02/16/2021	ND	27.44	0.00	694.01
MW-31	721.45	02/22/2021	ND	27.34	0.00	694.11
MW-31	721.45	03/04/2021	ND	27.28	0.00	694.17
MW-31	721.45	03/08/2021	ND	27.34	0.00	694.11
MW-31	721.45	03/15/2021	ND	27.28	0.00	694.17
MW-31	721.45	03/22/2021	ND	27.24	0.00	694.21
MW-31	721.45	04/01/2021	ND	27.11	0.00	694.34
MW-31	721.45	04/12/2021	ND	26.97	0.00	694.48
MW-31	721.45	04/19/2021	ND	27.91	0.00	693.54
MW-31	721.45	04/29/2021	ND	26.85	0.00	694.60
MW-31	721.45	05/03/2021	ND	26.84	0.00	694.61
MW-31	721.45	05/10/2021	ND	26.83	0.00	694.62
MW-31	721.45	05/18/2021	ND	26.88	0.00	694.57
MW-31	721.45	05/26/2021	ND	26.85	0.00	694.60
MW-31	721.45	05/31/2021	ND	26.94	0.00	694.51
MW-31	721.45	06/07/2021	ND	26.90	0.00	694.55
MW-31	721.45	06/14/2021	ND	26.92	0.00	694.53
MW-31	721.45	06/21/2021	ND	26.95	0.00	694.50

Table 3
Summary of Monitoring Well Gauging Data

Colonial Pipeline Company
2020-L1-SR2448
Huntersville, North Carolina

Well ID	Top Of Casing Elevation[1]	Date	Depth to Free Product (ft btoc)	Depth to Groundwater (ft btoc)	Free Product Thickness (ft)	Groundwater Elevation[2] (ft btoc)
MW-31	721.45	07/01/2021	ND	26.98	0.00	694.47
MW-31	721.45	07/06/2021	ND	27.06	0.00	694.39
MW-31	721.45	07/14/2021	ND	27.16	0.00	694.29
MW-31	721.45	07/28/2021	ND	27.09	0.00	694.36
MW-31	721.45	08/02/2021	ND	27.17	0.00	694.28
MW-31	721.45	08/16/2021	ND	27.24	0.00	694.21
MW-31	721.45	08/26/2021	ND	27.11	0.00	694.34
MW-31	721.45	08/30/2021	ND	27.15	0.00	694.30
MW-31	721.45	09/14/2021	ND	27.39	0.00	694.06
MW-31	721.45	09/23/2021	ND	27.58	0.00	693.87
MW-31	721.45	10/06/2021	ND	27.69	0.00	693.76
MW-31	721.45	10/12/2021	ND	27.81	0.00	693.64
MW-31	721.45	10/18/2021	ND	27.93	0.00	693.52
MW-31	721.45	10/27/2021	ND	28.08	0.00	693.37
MW-31	721.45	11/01/2021	ND	28.18	0.00	693.27
MW-31	721.45	11/15/2021	ND	28.41	0.00	693.04
MW-31	721.45	11/22/2021	ND	28.42	0.00	693.03
MW-31	721.45	11/30/2021	ND	28.59	0.00	692.86
MW-31	721.45	12/06/2021	ND	28.65	0.00	692.80
MW-31	721.45	12/13/2021	ND	28.85	0.00	692.60
MW-31	721.45	12/20/2021	ND	28.97	0.00	692.48
MW-31	721.45	12/28/2021	ND	29.03	0.00	692.42
MW-31	721.45	01/04/2022	ND	29.23	0.00	692.22
MW-31	721.45	01/10/2022	ND	29.28	0.00	692.17
MW-31	721.45	01/27/2022	ND	29.37	0.00	692.08
MW-31	721.45	01/31/2022	ND	29.42	0.00	692.03
MW-31	721.45	02/09/2022	ND	29.38	0.00	692.07
MW-31	721.45	02/14/2022	ND	29.49	0.00	691.96
MW-31	721.45	02/24/2022	ND	29.56	0.00	691.89
MW-31	721.45	02/28/2022	ND	29.66	0.00	691.79
MW-31	721.45	03/07/2022	ND	29.55	0.00	691.90
MW-31	721.45	03/14/2022	ND	29.68	0.00	691.77
MW-32						
MW-32	691.78	09/14/2020	ND	16.19	0.00	675.59
MW-32	691.78	09/18/2020	ND	16.06	0.00	675.72
MW-32	691.78	09/28/2020	ND	15.63	0.00	676.15
MW-32	691.78	10/03/2020	ND	15.73	0.00	676.05
MW-32	691.78	10/19/2020	ND	15.09	0.00	676.69
MW-32	691.78	10/26/2020	ND	14.98	0.00	676.80
MW-32	691.78	11/09/2020	ND	14.57	0.00	677.21
MW-32	691.78	11/18/2020	ND	14.38	0.00	677.40
MW-32	691.78	11/23/2020	ND	14.11	0.00	677.67
MW-32	691.78	12/07/2020	ND	13.60	0.00	678.18
MW-32	691.78	12/21/2020	ND	13.31	0.00	678.47
MW-32	691.78	12/26/2020	ND	13.47	0.00	678.31

Table 3
Summary of Monitoring Well Gauging Data

Colonial Pipeline Company
2020-L1-SR2448
Huntersville, North Carolina

Well ID	Top Of Casing Elevation[1]	Date	Depth to Free Product (ft btoc)	Depth to Groundwater (ft btoc)	Free Product Thickness (ft)	Groundwater Elevation[2] (ft btoc)
MW-32	691.78	01/10/2021	ND	13.21	0.00	678.57
MW-32	691.78	01/19/2021	ND	13.16	0.00	678.62
MW-32	691.78	01/25/2021	ND	12.82	0.00	678.96
MW-32	691.78	02/01/2021	ND	12.35	0.00	679.43
MW-32	691.78	02/08/2021	ND	12.72	0.00	679.06
MW-32	691.78	02/16/2021	ND	11.97	0.00	679.81
MW-32	691.78	02/22/2021	ND	11.70	0.00	680.08
MW-32	691.78	03/04/2021	ND	11.47	0.00	680.31
MW-32	691.78	03/08/2021	ND	11.84	0.00	679.94
MW-32	691.78	03/15/2021	ND	11.67	0.00	680.11
MW-32	691.78	03/22/2021	ND	11.22	0.00	680.56
MW-32	691.78	04/01/2021	ND	10.69	0.00	681.09
MW-32	691.78	04/12/2021	ND	10.61	0.00	681.17
MW-32	691.78	04/19/2021	ND	10.83	0.00	680.95
MW-32	691.78	04/29/2021	ND	11.14	0.00	680.64
MW-32	691.78	05/03/2021	ND	11.30	0.00	680.48
MW-32	691.78	05/10/2021	ND	11.65	0.00	680.13
MW-32	691.78	05/18/2021	ND	12.14	0.00	679.64
MW-32	691.78	05/26/2021	ND	12.59	0.00	679.19
MW-32	691.78	05/31/2021	ND	13.08	0.00	678.70
MW-32	691.78	06/07/2021	ND	13.29	0.00	678.49
MW-32	691.78	06/14/2021	ND	13.14	0.00	678.64
MW-32	691.78	06/21/2021	ND	13.45	0.00	678.33
MW-32	691.78	07/01/2021	ND	13.70	0.00	678.08
MW-32	691.78	07/06/2021	ND	14.03	0.00	677.75
MW-32	691.78	07/14/2021	ND	14.30	0.00	677.48
MW-32	691.78	07/28/2021	ND	14.22	0.00	677.56
MW-32	691.78	08/02/2021	ND	14.56	0.00	677.22
MW-32	691.78	08/16/2021	ND	15.14	0.00	676.64
MW-32	691.78	08/26/2021	ND	15.34	0.00	676.44
MW-32	691.78	08/30/2021	ND	15.46	0.00	676.32
MW-32	691.78	09/14/2021	ND	16.21	0.00	675.57
MW-32	691.78	09/23/2021	ND	16.50	0.00	675.28
MW-32	691.78	10/06/2021	ND	17.02	0.00	674.76
MW-32	691.78	10/12/2021	ND	17.10	0.00	674.68
MW-32	691.78	10/18/2021	ND	17.42	0.00	674.36
MW-32	691.78	10/27/2021	ND	17.70	0.00	674.08
MW-32	691.78	11/01/2021	ND	17.82	0.00	673.96
MW-32	691.78	11/15/2021	ND	18.04	0.00	673.74
MW-32	691.78	11/22/2021	ND	17.94	0.00	673.84
MW-32	691.78	11/30/2021	ND	18.09	0.00	673.69
MW-32	691.78	12/06/2021	ND	18.07	0.00	673.71
MW-32	691.78	12/13/2021	ND	18.23	0.00	673.55
MW-32	691.78	12/20/2021	ND	18.39	0.00	673.39
MW-32	691.78	12/28/2021	ND	18.35	0.00	673.43

Table 3
Summary of Monitoring Well Gauging Data

Colonial Pipeline Company
2020-L1-SR2448
Huntersville, North Carolina

Well ID	Top Of Casing Elevation[1]	Date	Depth to Free Product (ft btoc)	Depth to Groundwater (ft btoc)	Free Product Thickness (ft)	Groundwater Elevation[2] (ft btoc)
MW-32	691.78	01/04/2022	ND	18.44	0.00	673.34
MW-32	691.78	01/10/2022	ND	18.33	0.00	673.45
MW-32	691.78	01/27/2022	ND	18.16	0.00	673.62
MW-32	691.78	01/31/2022	ND	18.11	0.00	673.67
MW-32	691.78	02/09/2022	ND	17.90	0.00	673.88
MW-32	691.78	02/14/2022	ND	18.00	0.00	673.78
MW-32	691.78	02/24/2022	ND	18.04	0.00	673.74
MW-32	691.78	02/28/2022	ND	18.02	0.00	673.76
MW-32	691.78	03/07/2022	ND	17.92	0.00	673.86
MW-32	691.78	03/14/2022	ND	17.88	0.00	673.90
MW-33						
MW-33	686.70	09/14/2020	ND	13.20	0.00	673.50
MW-33	686.70	09/18/2020	ND	13.03	0.00	673.67
MW-33	686.70	09/28/2020	ND	12.63	0.00	674.07
MW-33	686.70	10/03/2020	ND	12.76	0.00	673.94
MW-33	686.70	10/19/2020	ND	12.12	0.00	674.58
MW-33	686.70	10/26/2020	ND	12.03	0.00	674.67
MW-33	686.70	11/09/2020	ND	11.58	0.00	675.12
MW-33	686.70	11/18/2020	ND	11.30	0.00	675.40
MW-33	686.70	11/23/2020	ND	11.13	0.00	675.57
MW-33	686.70	12/07/2020	ND	10.53	0.00	676.17
MW-33	686.70	12/21/2020	ND	10.18	0.00	676.52
MW-33	686.70	12/26/2020	ND	10.23	0.00	676.47
MW-33	686.70	01/10/2021	ND	9.99	0.00	676.71
MW-33	686.70	01/19/2021	ND	10.02	0.00	676.68
MW-33	686.70	01/25/2021	ND	9.77	0.00	676.93
MW-33	686.70	02/01/2021	ND	9.15	0.00	677.55
MW-33	686.70	02/08/2021	ND	9.49	0.00	677.21
MW-33	686.70	02/16/2021	ND	8.61	0.00	678.09
MW-33	686.70	02/22/2021	ND	8.36	0.00	678.34
MW-33	686.70	03/04/2021	ND	8.19	0.00	678.51
MW-33	686.70	03/08/2021	ND	8.65	0.00	678.05
MW-33	686.70	03/15/2021	ND	8.62	0.00	678.08
MW-33	686.70	03/22/2021	ND	8.00	0.00	678.70
MW-33	686.70	04/01/2021	ND	7.40	0.00	679.30
MW-33	686.70	04/12/2021	ND	7.66	0.00	679.04
MW-33	686.70	04/19/2021	ND	8.03	0.00	678.67
MW-33	686.70	04/29/2021	ND	8.42	0.00	678.28
MW-33	686.70	05/03/2021	ND	8.61	0.00	678.09
MW-33	686.70	05/10/2021	ND	8.98	0.00	677.72
MW-33	686.70	05/18/2021	ND	9.45	0.00	677.25
MW-33	686.70	05/26/2021	ND	10.04	0.00	676.66
MW-33	686.70	05/31/2021	ND	10.53	0.00	676.17
MW-33	686.70	06/07/2021	ND	10.66	0.00	676.04
MW-33	686.70	06/14/2021	ND	10.51	0.00	676.19

Table 3
Summary of Monitoring Well Gauging Data

Colonial Pipeline Company
2020-L1-SR2448
Huntersville, North Carolina

Well ID	Top Of Casing Elevation[1]	Date	Depth to Free Product (ft btoc)	Depth to Groundwater (ft btoc)	Free Product Thickness (ft)	Groundwater Elevation[2] (ft btoc)
MW-33	686.70	06/21/2021	ND	10.80	0.00	675.90
MW-33	686.70	07/01/2021	ND	11.15	0.00	675.55
MW-33	686.70	07/06/2021	ND	11.51	0.00	675.19
MW-33	686.70	07/14/2021	ND	11.90	0.00	674.80
MW-33	686.70	07/28/2021	ND	11.62	0.00	675.08
MW-33	686.70	08/02/2021	ND	12.03	0.00	674.67
MW-33	686.70	08/16/2021	ND	12.59	0.00	674.11
MW-33	686.70	08/26/2021	ND	12.78	0.00	673.92
MW-33	686.70	08/30/2021	ND	13.03	0.00	673.67
MW-33	686.70	09/14/2021	ND	14.06	0.00	672.64
MW-33	686.70	09/23/2021	ND	13.98	0.00	672.72
MW-33	686.70	10/06/2021	ND	14.64	0.00	672.06
MW-33	686.70	10/12/2021	ND	14.55	0.00	672.15
MW-33	686.70	10/18/2021	ND	14.92	0.00	671.78
MW-33	686.70	10/27/2021	ND	15.19	0.00	671.51
MW-33	686.70	11/01/2021	ND	15.21	0.00	671.49
MW-33	686.70	11/15/2021	ND	15.27	0.00	671.43
MW-33	686.70	11/22/2021	ND	15.14	0.00	671.56
MW-33	686.70	11/30/2021	ND	15.26	0.00	671.44
MW-33	686.70	12/06/2021	ND	15.23	0.00	671.47
MW-33	686.70	12/13/2021	ND	15.36	0.00	671.34
MW-33	686.70	12/20/2021	ND	15.48	0.00	671.22
MW-33	686.70	12/28/2021	ND	15.40	0.00	671.30
MW-33	686.70	01/04/2022	ND	15.37	0.00	671.33
MW-33	686.70	01/10/2022	ND	15.27	0.00	671.43
MW-33	686.70	01/27/2022	ND	15.02	0.00	671.68
MW-33	686.70	01/31/2022	ND	14.97	0.00	671.73
MW-33	686.70	02/09/2022	ND	14.73	0.00	671.97
MW-33	686.70	02/14/2022	ND	14.90	0.00	671.80
MW-33	686.70	02/24/2022	ND	14.90	0.00	671.80
MW-33	686.70	02/28/2022	ND	14.85	0.00	671.85
MW-33	686.70	03/07/2022	ND	14.76	0.00	671.94
MW-33	686.70	03/14/2022	ND	14.40	0.00	672.30
MW-34						
MW-34	683.89	09/14/2020	ND	10.89	0.00	673.00
MW-34	683.89	09/18/2020	ND	10.60	0.00	673.29
MW-34	683.89	09/28/2020	ND	10.25	0.00	673.64
MW-34	683.89	10/03/2020	ND	10.47	0.00	673.42
MW-34	683.89	10/19/2020	ND	9.77	0.00	674.12
MW-34	683.89	10/21/2020	ND	11.77	0.00	672.12
MW-34	683.89	10/26/2020	ND	9.70	0.00	674.19
MW-34	683.89	11/09/2020	ND	9.18	0.00	674.71
MW-34	683.89	11/18/2020	ND	8.93	0.00	674.96
MW-34	683.89	11/23/2020	ND	8.75	0.00	675.14
MW-34	683.89	12/07/2020	ND	8.10	0.00	675.79

Table 3
Summary of Monitoring Well Gauging Data

Colonial Pipeline Company
2020-L1-SR2448
Huntersville, North Carolina

Well ID	Top Of Casing Elevation[1]	Date	Depth to Free Product (ft btoc)	Depth to Groundwater (ft btoc)	Free Product Thickness (ft)	Groundwater Elevation[2] (ft btoc)
MW-34	683.89	12/21/2020	ND	7.74	0.00	676.15
MW-34	683.89	12/26/2020	ND	7.80	0.00	676.09
MW-34	683.89	01/10/2021	ND	7.61	0.00	676.28
MW-34	683.89	01/19/2021	ND	7.69	0.00	676.20
MW-34	683.89	01/25/2021	ND	7.44	0.00	676.45
MW-34	683.89	02/01/2021	ND	6.71	0.00	677.18
MW-34	683.89	02/08/2021	ND	7.06	0.00	676.83
MW-34	683.89	02/16/2021	ND	6.17	0.00	677.72
MW-34	683.89	02/22/2021	ND	5.95	0.00	677.94
MW-34	683.89	03/04/2021	ND	5.85	0.00	678.04
MW-34	683.89	03/08/2021	ND	6.32	0.00	677.57
MW-34	683.89	03/15/2021	ND	6.32	0.00	677.57
MW-34	683.89	03/22/2021	ND	5.63	0.00	678.26
MW-34	683.89	04/01/2021	ND	5.04	0.00	678.85
MW-34	683.89	04/12/2021	ND	5.39	0.00	678.50
MW-34	683.89	04/19/2021	ND	5.75	0.00	678.14
MW-34	683.89	04/29/2021	ND	6.20	0.00	677.69
MW-34	683.89	05/03/2021	ND	6.34	0.00	677.55
MW-34	683.89	05/10/2021	ND	6.77	0.00	677.12
MW-34	683.89	05/18/2021	ND	7.24	0.00	676.65
MW-34	683.89	05/26/2021	ND	7.88	0.00	676.01
MW-34	683.89	05/31/2021	ND	8.31	0.00	675.58
MW-34	683.89	06/07/2021	ND	8.46	0.00	675.43
MW-34	683.89	06/14/2021	ND	8.24	0.00	675.65
MW-34	683.89	06/21/2021	ND	8.53	0.00	675.36
MW-34	683.89	07/01/2021	ND	8.96	0.00	674.93
MW-34	683.89	07/06/2021	ND	9.27	0.00	674.62
MW-34	683.89	07/14/2021	ND	9.82	0.00	674.07
MW-34	683.89	07/28/2021	ND	9.37	0.00	674.52
MW-34	683.89	08/02/2021	ND	9.87	0.00	674.02
MW-34	683.89	08/16/2021	ND	10.34	0.00	673.55
MW-34	683.89	08/26/2021	ND	10.55	0.00	673.34
MW-34	683.89	08/30/2021	ND	10.91	0.00	672.98
MW-34	683.89	09/14/2021	ND	11.97	0.00	671.92
MW-34	683.89	09/23/2021	ND	11.70	0.00	672.19
MW-34	683.89	10/06/2021	ND	12.41	0.00	671.48
MW-34	683.89	10/12/2021	ND	12.23	0.00	671.66
MW-34	683.89	10/18/2021	ND	12.65	0.00	671.24
MW-34	683.89	10/27/2021	ND	12.88	0.00	671.01
MW-34	683.89	11/01/2021	ND	12.87	0.00	671.02
MW-34	683.89	11/15/2021	ND	12.93	0.00	670.96
MW-34	683.89	11/22/2021	ND	13.73	0.00	670.16
MW-34	683.89	11/30/2021	ND	12.90	0.00	670.99
MW-34	683.89	12/06/2021	ND	12.84	0.00	671.05
MW-34	683.89	12/13/2021	ND	12.96	0.00	670.93

Table 3
Summary of Monitoring Well Gauging Data

Colonial Pipeline Company
2020-L1-SR2448
Huntersville, North Carolina

Well ID	Top Of Casing Elevation[1]	Date	Depth to Free Product (ft btoc)	Depth to Groundwater (ft btoc)	Free Product Thickness (ft)	Groundwater Elevation[2] (ft btoc)
MW-34	683.89	12/20/2021	ND	13.09	0.00	670.80
MW-34	683.89	12/28/2021	ND	13.02	0.00	670.87
MW-34	683.89	01/04/2022	ND	12.79	0.00	671.10
MW-34	683.89	01/10/2022	ND	12.80	0.00	671.09
MW-34	683.89	01/27/2022	ND	12.53	0.00	671.36
MW-34	683.89	01/31/2022	ND	12.25	0.00	671.64
MW-34	683.89	02/09/2022	ND	12.14	0.00	671.75
MW-34	683.89	02/14/2022	ND	12.41	0.00	671.48
MW-34	683.89	02/24/2022	ND	12.40	0.00	671.49
MW-34	683.89	02/28/2022	ND	12.22	0.00	671.67
MW-34	683.89	03/07/2022	ND	12.25	0.00	671.64
MW-34	683.89	03/14/2022	ND	11.64	0.00	672.25
MW-35						
MW-35	707.14	09/14/2020	ND	26.78	0.00	680.36
MW-35	707.14	09/18/2020	ND	26.78	0.00	680.36
MW-35	707.14	09/28/2020	ND	26.52	0.00	680.62
MW-35	707.14	10/03/2020	ND	26.48	0.00	680.66
MW-35	707.14	10/19/2020	ND	25.90	0.00	681.24
MW-35	707.14	10/26/2020	ND	25.76	0.00	681.38
MW-35	707.14	11/09/2020	ND	25.48	0.00	681.66
MW-35	707.14	11/18/2020	ND	25.11	0.00	682.03
MW-35	707.14	11/23/2020	ND	25.00	0.00	682.14
MW-35	707.14	12/07/2020	ND	24.62	0.00	682.52
MW-35	707.14	12/21/2020	ND	24.35	0.00	682.79
MW-35	707.14	12/26/2020	ND	24.15	0.00	682.99
MW-35	707.14	01/10/2021	ND	23.81	0.00	683.33
MW-35	707.14	01/19/2021	ND	23.70	0.00	683.44
MW-35	707.14	01/25/2021	ND	23.54	0.00	683.60
MW-35	707.14	02/01/2021	ND	23.32	0.00	683.82
MW-35	707.14	02/08/2021	ND	23.25	0.00	683.89
MW-35	707.14	02/16/2021	ND	22.71	0.00	684.43
MW-35	707.14	02/22/2021	ND	22.16	0.00	684.98
MW-35	707.14	03/04/2021	ND	21.80	0.00	685.34
MW-35	707.14	03/08/2021	ND	21.96	0.00	685.18
MW-35	707.14	03/15/2021	ND	21.98	0.00	685.16
MW-35	707.14	03/22/2021	ND	21.55	0.00	685.59
MW-35	707.14	04/01/2021	ND	20.83	0.00	686.31
MW-35	707.14	04/12/2021	ND	20.75	0.00	686.39
MW-35	707.14	04/19/2021	ND	21.08	0.00	686.06
MW-35	707.14	04/29/2021	ND	21.53	0.00	685.61
MW-35	707.14	05/03/2021	ND	21.68	0.00	685.46
MW-35	707.14	05/10/2021	ND	22.05	0.00	685.09
MW-35	707.14	05/18/2021	ND	22.42	0.00	684.72
MW-35	707.14	05/26/2021	ND	22.79	0.00	684.35
MW-35	707.14	05/31/2021	ND	23.13	0.00	684.01

Table 3
Summary of Monitoring Well Gauging Data

Colonial Pipeline Company
2020-L1-SR2448
Huntersville, North Carolina

Well ID	Top Of Casing Elevation[1]	Date	Depth to Free Product (ft btoc)	Depth to Groundwater (ft btoc)	Free Product Thickness (ft)	Groundwater Elevation[2] (ft btoc)
MW-35	707.14	06/07/2021	ND	23.43	0.00	683.71
MW-35	707.14	06/14/2021	ND	23.64	0.00	683.50
MW-35	707.14	06/21/2021	ND	23.95	0.00	683.19
MW-35	707.14	07/01/2021	ND	24.30	0.00	682.84
MW-35	707.14	07/06/2021	ND	24.51	0.00	682.63
MW-35	707.14	07/14/2021	ND	24.76	0.00	682.38
MW-35	707.14	07/28/2021	ND	25.09	0.00	682.05
MW-35	707.14	08/02/2021	ND	25.34	0.00	681.80
MW-35	707.14	08/16/2021	ND	25.96	0.00	681.18
MW-35	707.14	08/26/2021	ND	26.30	0.00	680.84
MW-35	707.14	08/30/2021	ND	26.48	0.00	680.66
MW-35	707.14	09/14/2021	ND	27.19	0.00	679.95
MW-35	707.14	09/23/2021	ND	27.62	0.00	679.52
MW-35	707.14	10/06/2021	ND	28.14	0.00	679.00
MW-35	707.14	10/12/2021	ND	28.41	0.00	678.73
MW-35	707.14	10/18/2021	ND	28.71	0.00	678.43
MW-35	707.14	10/27/2021	ND	29.03	0.00	678.11
MW-35	707.14	11/01/2021	ND	29.21	0.00	677.93
MW-35	707.14	11/15/2021	ND	29.75	0.00	677.39
MW-35	707.14	11/22/2021	ND	29.95	0.00	677.19
MW-35	707.14	11/30/2021	ND	30.11	0.00	677.03
MW-35	707.14	12/06/2021	ND	30.22	0.00	676.92
MW-35	707.14	12/13/2021	ND	30.41	0.00	676.73
MW-35	707.14	12/20/2021	ND	30.58	0.00	676.56
MW-35	707.14	12/28/2021	ND	30.58	0.00	676.56
MW-35	707.14	01/04/2022	ND	30.74	0.00	676.40
MW-35	707.14	01/10/2022	ND	30.85	0.00	676.29
MW-35	707.14	01/27/2022	ND	30.72	0.00	676.42
MW-35	707.14	01/31/2022	ND	30.68	0.00	676.46
MW-35	707.14	02/09/2022	ND	30.77	0.00	676.37
MW-35	707.14	02/14/2022	ND	30.86	0.00	676.28
MW-35	707.14	02/24/2022	ND	30.93	0.00	676.21
MW-35	707.14	02/28/2022	ND	31.05	0.00	676.09
MW-35	707.14	03/07/2022	ND	31.19	0.00	675.95
MW-35	707.14	03/14/2022	ND	31.09	0.00	676.05
MW-36						
MW-36	710.54	09/14/2020	ND	28.62	0.00	681.92
MW-36	710.54	09/18/2020	ND	28.61	0.00	681.93
MW-36	710.54	09/28/2020	ND	28.35	0.00	682.19
MW-36	710.54	10/03/2020	ND	28.31	0.00	682.23
MW-36	710.54	10/19/2020	ND	27.73	0.00	682.81
MW-36	710.54	10/26/2020	ND	27.64	0.00	682.90
MW-36	710.54	11/09/2020	ND	27.44	0.00	683.10
MW-36	710.54	11/18/2020	ND	27.05	0.00	683.49
MW-36	710.54	11/23/2020	ND	26.92	0.00	683.62

Table 3
Summary of Monitoring Well Gauging Data

Colonial Pipeline Company
2020-L1-SR2448
Huntersville, North Carolina

Well ID	Top Of Casing Elevation[1]	Date	Depth to Free Product (ft btoc)	Depth to Groundwater (ft btoc)	Free Product Thickness (ft)	Groundwater Elevation[2] (ft btoc)
MW-36	710.54	12/07/2020	ND	26.57	0.00	683.97
MW-36	710.54	12/21/2020	ND	26.29	0.00	684.25
MW-36	710.54	12/26/2020	ND	26.13	0.00	684.41
MW-36	710.54	01/10/2021	ND	25.82	0.00	684.72
MW-36	710.54	01/19/2021	ND	25.68	0.00	684.86
MW-36	710.54	01/25/2021	ND	25.56	0.00	684.98
MW-36	710.54	02/01/2021	ND	25.31	0.00	685.23
MW-36	710.54	02/08/2021	ND	25.21	0.00	685.33
MW-36	710.54	02/16/2021	ND	24.60	0.00	685.94
MW-36	710.54	02/22/2021	ND	23.99	0.00	686.55
MW-36	710.54	03/04/2021	ND	23.70	0.00	686.84
MW-36	710.54	03/08/2021	ND	23.93	0.00	686.61
MW-36	710.54	03/11/2021	ND	23.94	0.00	686.60
MW-36	710.54	03/15/2021	ND	23.99	0.00	686.55
MW-36	710.54	03/22/2021	ND	23.46	0.00	687.08
MW-36	710.54	04/01/2021	ND	22.66	0.00	687.88
MW-36	710.54	04/12/2021	ND	22.85	0.00	687.69
MW-36	710.54	04/19/2021	ND	23.27	0.00	687.27
MW-36	710.54	04/29/2021	ND	23.87	0.00	686.67
MW-36	710.54	05/03/2021	ND	24.04	0.00	686.50
MW-36	710.54	05/10/2021	ND	24.45	0.00	686.09
MW-36	710.54	05/18/2021	ND	24.81	0.00	685.73
MW-36	710.54	05/26/2021	ND	25.09	0.00	685.45
MW-36	710.54	05/31/2021	ND	25.45	0.00	685.09
MW-36	710.54	06/07/2021	ND	25.75	0.00	684.79
MW-36	710.54	06/14/2021	ND	25.97	0.00	684.57
MW-36	710.54	06/21/2021	ND	26.29	0.00	684.25
MW-36	710.54	07/01/2021	ND	26.58	0.00	683.96
MW-36	710.54	07/06/2021	ND	26.79	0.00	683.75
MW-36	710.54	07/14/2021	ND	27.00	0.00	683.54
MW-36	710.54	07/28/2021	ND	21.79	0.00	688.75
MW-36	710.54	08/02/2021	ND	27.72	0.00	682.82
MW-36	710.54	08/16/2021	ND	28.35	0.00	682.19
MW-36	710.54	08/26/2021	ND	28.69	0.00	681.85
MW-36	710.54	08/30/2021	ND	28.94	0.00	681.60
MW-36	710.54	09/14/2021	ND	29.69	0.00	680.85
MW-36	710.54	09/23/2021	ND	30.04	0.00	680.50
MW-36	710.54	10/06/2021	ND	30.72	0.00	679.82
MW-36	710.54	10/12/2021	ND	31.04	0.00	679.50
MW-36	710.54	10/18/2021	ND	31.35	0.00	679.19
MW-36	710.54	10/27/2021	ND	31.55	0.00	678.99
MW-36	710.54	11/01/2021	ND	31.75	0.00	678.79
MW-36	710.54	11/15/2021	ND	32.54	0.00	678.00
MW-36	710.54	11/22/2021	ND	32.77	0.00	677.77
MW-36	710.54	11/30/2021	ND	33.05	0.00	677.49

Table 3
Summary of Monitoring Well Gauging Data

Colonial Pipeline Company
2020-L1-SR2448
Huntersville, North Carolina

Well ID	Top Of Casing Elevation[1]	Date	Depth to Free Product (ft btoc)	Depth to Groundwater (ft btoc)	Free Product Thickness (ft)	Groundwater Elevation[2] (ft btoc)
MW-36	710.39	12/06/2021	ND	32.99	0.00	677.40
MW-36	710.39	12/13/2021	ND	33.28	0.00	677.11
MW-36	710.39	12/20/2021	ND	33.38	0.00	677.01
MW-36	710.39	12/28/2021	ND	33.14	0.00	677.25
MW-36	710.39	01/04/2022	ND	33.50	0.00	676.89
MW-36	710.39	01/10/2022	ND	33.65	0.00	676.74
MW-36	710.39	01/27/2022	ND	33.29	0.00	677.10
MW-36	710.39	01/31/2022	ND	33.20	0.00	677.19
MW-36	710.39	02/09/2022	ND	33.47	0.00	676.92
MW-36	710.39	02/14/2022	ND	33.65	0.00	676.74
MW-36	710.39	02/24/2022	ND	33.65	0.00	676.74
MW-36	710.39	02/28/2022	ND	34.00	0.00	676.39
MW-36	710.39	03/07/2022	ND	34.27	0.00	676.12
MW-36	710.39	03/14/2022	ND	33.89	0.00	676.50
MW-37R						
MW-37	714.94	09/14/2020	ND	26.90	0.00	688.04
MW-37	714.94	09/18/2020	ND	26.92	0.00	688.02
MW-37	714.94	09/28/2020	ND	26.99	0.00	687.95
MW-37	714.94	10/03/2020	ND	27.14	0.00	687.80
MW-37	714.94	10/19/2020	ND	27.18	0.00	687.76
MW-37	714.94	10/26/2020	ND	27.21	0.00	687.73
MW-37	714.94	11/09/2020	ND	27.16	0.00	687.78
MW-37	714.94	11/18/2020	ND	27.18	0.00	687.76
MW-37	714.94	11/23/2020	ND	27.12	0.00	687.82
MW-37	714.94	12/07/2020	ND	26.90	0.00	688.04
MW-37	714.94	12/21/2020	ND	26.85	0.00	688.09
MW-37	714.94	12/26/2020	ND	26.89	0.00	688.05
MW-37	714.94	01/10/2021	ND	26.69	0.00	688.25
MW-37	714.94	01/19/2021	ND	26.61	0.00	688.33
MW-37	714.94	01/25/2021	26.38	26.60	0.22	688.50
MW-37	714.94	02/01/2021	26.08	26.99	0.91	688.62
MW-37	714.94	02/08/2021	25.74	28.73	2.99	688.40
MW-37	714.94	02/16/2021	24.25	31.24	6.99	688.82
MW-37	710.54	02/22/2021	ND	26.35	0.00	684.19
MW-37	710.54	03/04/2021	ARP	ARP	ARP	ARP
MW-37	710.54	03/08/2021	ARP	ARP	ARP	ARP
MW-37	710.54	03/15/2021	ARP	ARP	ARP	ARP
MW-37	710.54	03/22/2021	ARP	ARP	ARP	ARP
MW-37	710.54	04/01/2021	24.38	25.77	1.39	685.79
MW-37	714.37	04/12/2021	ARP	ARP	ARP	ARP
MW-37	714.37	04/19/2021	ARP	ARP	ARP	ARP
MW-37	714.37	04/29/2021	24.44	25.77	1.33	689.57
MW-37	714.37	05/03/2021	ARP	ARP	ARP	ARP
MW-37	714.37	05/10/2021	ARP	ARP	ARP	ARP
MW-37	714.37	05/18/2021	ARP	ARP	ARP	ARP

Table 3
Summary of Monitoring Well Gauging Data

Colonial Pipeline Company
2020-L1-SR2448
Huntersville, North Carolina

Well ID	Top Of Casing Elevation[1]	Date	Depth to Free Product (ft btoc)	Depth to Groundwater (ft btoc)	Free Product Thickness (ft)	Groundwater Elevation[2] (ft btoc)
MW-37	714.37	05/26/2021	25.14	26.43	1.29	688.88
MW-37	714.37	05/31/2021	ARP	ARP	ARP	ARP
MW-37	714.37	06/07/2021	ARP	ARP	ARP	ARP
MW-37	714.37	06/14/2021	ARP	ARP	ARP	ARP
MW-37	714.37	06/21/2021	ARP	ARP	ARP	ARP
MW-37	714.37	07/01/2021	25.99	27.81	1.82	687.89
MW-37	714.37	07/06/2021	ARP	ARP	ARP	ARP
MW-37	714.37	07/14/2021	26.39	28.16	1.77	687.51
MW-37	714.37	07/28/2021	26.84	28.87	2.03	686.99
MW-37	714.37	08/16/2021	ARP	ARP	ARP	ARP
MW-37	714.37	08/26/2021	28.27	30.45	2.18	685.52
MW-37	714.37	08/30/2021	ARP	ARP	ARP	ARP
MW-37	714.37	09/16/2021	28.87	32.57	3.70	684.51
MW-37R	714.37	09/23/2021	28.62	31.40	2.78	685.01
MW-37R	714.37	10/06/2021	ARP	ARP	ARP	ARP
MW-37R	714.37	10/12/2021	ARP	ARP	ARP	ARP
MW-37R	714.37	10/18/2021	ARP	ARP	ARP	ARP
MW-37R	714.37	10/27/2021	30.82	33.28	2.46	682.89
MW-37R	714.37	11/01/2021	ARP	ARP	ARP	ARP
MW-37R	714.37	11/30/2021	32.56	34.37	1.81	681.33
MW-37R	714.37	12/06/2021	ARP	ARP	ARP	ARP
MW-37R	714.37	12/13/2021	ARP	ARP	ARP	ARP
MW-37R	714.37	12/20/2021	ARP	ARP	ARP	ARP
MW-37R	714.37	12/28/2021	33.31	35.05	1.74	680.59
MW-37R	714.37	01/04/2022	ARP	ARP	ARP	ARP
MW-37R	714.37	01/10/2022	ARP	ARP	ARP	ARP
MW-37R	714.37	01/27/2022	34.68	36.14	1.46	679.30
MW-37R	714.37	01/31/2022	ARP	ARP	ARP	ARP
MW-37R	714.37	02/09/2022	ARP	ARP	ARP	ARP
MW-37R	714.37	02/14/2022	ARP	ARP	ARP	ARP
MW-37R	714.37	02/24/2022	34.38	35.67	1.29	679.64
MW-37R	712.94	02/28/2022	ARP	ARP	ARP	ARP
MW-37R	712.94	03/07/2022	ARP	ARP	ARP	ARP
MW-37R	712.51	03/14/2022	ARP	ARP	ARP	ARP
MW-38						
MW-38	726.74	09/14/2020	ND	37.56	0.00	689.18
MW-38	726.74	09/18/2020	ND	37.66	0.00	689.08
MW-38	726.74	09/28/2020	ND	37.45	0.00	689.29
MW-38	726.74	10/03/2020	ND	37.55	0.00	689.19
MW-38	726.74	10/19/2020	ND	37.65	0.00	689.09
MW-38	726.74	10/26/2020	ND	37.71	0.00	689.03
MW-38	726.74	11/09/2020	ND	37.80	0.00	688.94
MW-38	726.74	11/18/2020	ND	37.90	0.00	688.84
MW-38	726.74	11/23/2020	ND	37.91	0.00	688.83
MW-38	726.74	12/07/2020	ND	37.87	0.00	688.87

Table 3
Summary of Monitoring Well Gauging Data

Colonial Pipeline Company
2020-L1-SR2448
Huntersville, North Carolina

Well ID	Top Of Casing Elevation[1]	Date	Depth to Free Product (ft btoc)	Depth to Groundwater (ft btoc)	Free Product Thickness (ft)	Groundwater Elevation[2] (ft btoc)
MW-38	726.74	12/21/2020	ND	38.18	0.00	688.56
MW-38	726.74	12/26/2020	ND	38.23	0.00	688.51
MW-38	726.74	01/10/2021	ND	38.54	0.00	688.20
MW-38	726.74	01/19/2021	ND	39.13	0.00	687.61
MW-38	726.74	01/25/2021	ND	39.23	0.00	687.51
MW-38	726.74	02/01/2021	ND	39.28	0.00	687.46
MW-38	726.74	02/08/2021	ND	39.65	0.00	687.09
MW-38	726.74	02/16/2021	ND	39.38	0.00	687.36
MW-38	726.74	02/22/2021	ND	39.31	0.00	687.43
MW-38	726.74	03/04/2021	ND	39.06	0.00	687.68
MW-38	726.74	03/08/2021	ND	39.23	0.00	687.51
MW-38	726.74	03/15/2021	ND	39.27	0.00	687.47
MW-38	726.74	03/22/2021	ND	39.21	0.00	687.53
MW-38	726.74	04/01/2021	ND	39.08	0.00	687.66
MW-38	726.74	04/12/2021	ND	39.10	0.00	687.64
MW-38	726.74	04/19/2021	ND	39.11	0.00	687.63
MW-38	726.74	04/29/2021	ND	39.01	0.00	687.73
MW-38	726.74	05/03/2021	ND	39.16	0.00	687.58
MW-38	726.74	05/10/2021	ND	39.07	0.00	687.67
MW-38	726.74	05/18/2021	ND	39.40	0.00	687.34
MW-38	726.74	05/26/2021	ND	39.11	0.00	687.63
MW-38	726.74	05/31/2021	ND	39.40	0.00	687.34
MW-38	726.74	06/07/2021	ND	39.53	0.00	687.21
MW-38	726.74	06/14/2021	ND	39.69	0.00	687.05
MW-38	726.74	06/21/2021	ND	39.75	0.00	686.99
MW-38	726.74	07/01/2021	ND	39.49	0.00	687.25
MW-38	726.74	07/06/2021	ND	39.82	0.00	686.92
MW-38	726.74	07/14/2021	ND	39.95	0.00	686.79
MW-38	726.74	07/28/2021	ND	40.37	0.00	686.37
MW-38	726.74	08/02/2021	ND	41.05	0.00	685.69
MW-38	726.74	08/16/2021	ND	41.30	0.00	685.44
MW-38	726.74	08/26/2021	ND	40.93	0.00	685.81
MW-38	726.74	08/30/2021	ND	41.66	0.00	685.08
MW-38	726.74	09/14/2021	42.01	42.38	0.37	684.63
MW-38	726.74	09/16/2021	41.49	41.96	0.47	685.12
MW-38	726.74	09/23/2021	41.53	42.61	1.08	684.92
MW-38	726.74	10/06/2021	ARP	ARP	ARP	ARP
MW-38	726.74	10/12/2021	ARP	ARP	ARP	ARP
MW-38	726.74	10/18/2021	ARP	ARP	ARP	ARP
MW-38	726.74	10/27/2021	43.05	44.83	1.78	683.21
MW-38	726.74	11/01/2021	ARP	ARP	ARP	ARP
MW-38	727.79	11/30/2021	43.86	56.15	12.29	680.64
MW-38	727.79	12/06/2021	ARP	ARP	ARP	ARP
MW-38	727.79	12/13/2021	ARP	ARP	ARP	ARP
MW-38	727.79	12/20/2021	ARP	ARP	ARP	ARP

Table 3
Summary of Monitoring Well Gauging Data

Colonial Pipeline Company
2020-L1-SR2448
Huntersville, North Carolina

Well ID	Top Of Casing Elevation[1]	Date	Depth to Free Product (ft btoc)	Depth to Groundwater (ft btoc)	Free Product Thickness (ft)	Groundwater Elevation[2] (ft btoc)
MW-38	727.79	12/28/2021	44.33	45.54	1.21	683.13
MW-38	727.79	01/04/2022	ARP	ARP	ARP	ARP
MW-38	727.79	01/10/2022	ARP	ARP	ARP	ARP
MW-38	727.79	01/27/2022	44.63	45.35	0.72	682.96
MW-38	727.79	01/31/2022	ARP	ARP	ARP	ARP
MW-38	727.79	02/09/2022	ARP	ARP	ARP	ARP
MW-38	727.79	02/14/2022	ARP	ARP	ARP	ARP
MW-38	727.79	02/24/2022	Dry	Dry	Dry	Dry
MW-38	727.79	02/28/2022	ARP	ARP	ARP	ARP
MW-38	727.79	03/07/2022	ARP	ARP	ARP	ARP
MW-38	727.79	03/14/2022	ARP	ARP	ARP	ARP
MW-39						
MW-39	738.13	09/14/2020	ND	41.90	0.00	696.23
MW-39	738.13	09/18/2020	ND	38.31	0.00	699.82
MW-39	738.13	09/28/2020	ND	38.33	0.00	699.80
MW-39	738.13	10/03/2020	ND	38.58	0.00	699.55
MW-39	738.13	10/19/2020	38.51	39.71	1.20	699.30
MW-39	738.13	11/09/2020	38.48	39.04	0.56	699.50
MW-39	738.13	11/18/2020	ARP	ARP	ARP	ARP
MW-39	738.13	11/23/2020	37.85	38.95	1.10	699.98
MW-39	738.13	12/07/2020	ARP	ARP	ARP	ARP
MW-39	738.13	12/21/2020	ARP	ARP	ARP	ARP
MW-39	738.13	12/26/2020	30.20	30.31	0.11	707.90
MW-39	738.13	01/10/2021	ARP	ARP	ARP	ARP
MW-39	738.13	01/19/2021	ARP	ARP	ARP	ARP
MW-39	738.13	01/25/2021	ARP	ARP	ARP	ARP
MW-39	738.13	02/01/2021	39.66	39.95	0.29	698.39
MW-39	738.13	02/08/2021	ARP	ARP	ARP	ARP
MW-39	738.13	02/16/2021	ARP	ARP	ARP	ARP
MW-39	738.13	02/22/2021	ARP	ARP	ARP	ARP
MW-39	738.13	03/04/2021	ND	40.02	0.00	698.11
MW-39	738.13	03/08/2021	ARP	ARP	ARP	ARP
MW-39	738.13	03/15/2021	ARP	ARP	ARP	ARP
MW-39	738.13	03/22/2021	ARP	ARP	ARP	ARP
MW-39	733.86	04/01/2021	40.24	40.97	0.73	693.42
MW-39	733.86	04/12/2021	ARP	ARP	ARP	ARP
MW-39	733.86	04/19/2021	ARP	ARP	ARP	ARP
MW-39	733.86	04/29/2021	40.15	40.18	0.03	693.70
MW-39	733.86	05/03/2021	ARP	ARP	ARP	ARP
MW-39	733.86	05/10/2021	ARP	ARP	ARP	ARP
MW-39	733.86	05/18/2021	ARP	ARP	ARP	ARP
MW-39	733.86	05/26/2021	40.79	40.82	0.03	693.06
MW-39	733.86	05/31/2021	ARP	ARP	ARP	ARP
MW-39	733.86	06/07/2021	ARP	ARP	ARP	ARP
MW-39	733.86	06/14/2021	ARP	ARP	ARP	ARP

Table 3
Summary of Monitoring Well Gauging Data

Colonial Pipeline Company
2020-L1-SR2448
Huntersville, North Carolina

Well ID	Top Of Casing Elevation[1]	Date	Depth to Free Product (ft btoc)	Depth to Groundwater (ft btoc)	Free Product Thickness (ft)	Groundwater Elevation[2] (ft btoc)
MW-39	733.86	06/21/2021	ARP	ARP	ARP	ARP
MW-39	733.86	07/01/2021	41.60	42.15	0.55	692.11
MW-39	733.86	07/06/2021	ARP	ARP	ARP	ARP
MW-39	733.86	07/14/2021	41.95	42.81	0.86	691.68
MW-39	733.86	07/28/2021	42.15	42.50	0.35	691.62
MW-39	733.86	08/16/2021	ARP	ARP	ARP	ARP
MW-39	733.86	08/26/2021	42.88	43.20	0.32	690.89
MW-39	733.86	08/30/2021	ARP	ARP	ARP	ARP
MW-39	733.86	09/16/2021	43.33	43.77	0.44	690.41
MW-39	733.86	09/23/2021	43.39	43.87	0.48	690.34
MW-39	733.86	10/06/2021	ARP	ARP	ARP	ARP
MW-39	733.86	10/12/2021	ARP	ARP	ARP	ARP
MW-39	733.86	10/18/2021	ARP	ARP	ARP	ARP
MW-39	733.86	10/27/2021	44.25	44.63	0.38	689.51
MW-39	733.86	11/01/2021	ARP	ARP	ARP	ARP
MW-39	733.86	11/30/2021	44.91	45.24	0.33	688.86
MW-39	733.86	12/06/2021	ARP	ARP	ARP	ARP
MW-39	733.86	12/13/2021	ARP	ARP	ARP	ARP
MW-39	733.86	12/20/2021	ARP	ARP	ARP	ARP
MW-39	733.86	12/28/2021	45.36	45.96	0.60	688.34
MW-39	733.86	01/04/2022	ARP	ARP	ARP	ARP
MW-39	733.86	01/10/2022	ARP	ARP	ARP	ARP
MW-39	733.86	01/27/2022	45.60	46.02	0.42	688.15
MW-39	733.86	01/31/2022	ARP	ARP	ARP	ARP
MW-39	733.86	02/09/2022	ARP	ARP	ARP	ARP
MW-39	733.86	02/14/2022	ARP	ARP	ARP	ARP
MW-39	733.86	02/24/2022	46.53	46.87	0.34	687.24
MW-39	733.86	02/28/2022	ARP	ARP	ARP	ARP
MW-39	733.86	03/07/2022	ARP	ARP	ARP	ARP
MW-39	733.86	03/14/2022	ARP	ARP	ARP	ARP
MW-40						
MW-40	728.92	09/14/2020	ND	33.25	0.00	695.67
MW-40	728.92	09/18/2020	ND	33.21	0.00	695.71
MW-40	728.92	09/28/2020	ND	33.15	0.00	695.77
MW-40	728.92	10/03/2020	ND	33.22	0.00	695.70
MW-40	728.92	10/19/2020	ND	33.27	0.00	695.65
MW-40	728.92	10/26/2020	ND	33.32	0.00	695.60
MW-40	728.92	10/28/2020	ND	35.32	0.00	693.60
MW-40	728.92	11/09/2020	ND	33.47	0.00	695.45
MW-40	728.92	11/18/2020	Dry	Dry	Dry	Dry
MW-40	728.92	11/23/2020	ND	34.57	0.00	694.35
MW-40	728.92	12/07/2020	ND	33.56	0.00	695.36
MW-40	728.92	12/21/2020	33.70	33.73	0.03	695.21
MW-40	728.92	12/26/2020	ND	33.85	0.00	695.07
MW-40	728.92	01/10/2021	ND	33.95	0.00	694.97

Table 3
Summary of Monitoring Well Gauging Data

Colonial Pipeline Company
2020-L1-SR2448
Huntersville, North Carolina

Well ID	Top Of Casing Elevation[1]	Date	Depth to Free Product (ft btoc)	Depth to Groundwater (ft btoc)	Free Product Thickness (ft)	Groundwater Elevation[2] (ft btoc)
MW-40	728.92	01/19/2021	33.73	34.36	0.63	695.02
MW-40	728.92	01/25/2021	33.61	34.59	0.98	695.05
MW-40	728.92	02/01/2021	33.48	34.99	1.51	695.04
MW-40	728.92	02/08/2021	33.64	35.78	2.14	694.71
MW-40	728.92	02/16/2021	33.27	36.12	2.85	694.89
MW-40	728.92	02/22/2021	32.90	37.31	4.41	694.84
MW-40	728.92	03/04/2021	32.26	39.39	7.13	694.75
MW-40	728.92	03/08/2021	32.45	39.64	7.19	694.55
MW-40	728.92	03/11/2021	33.51	39.18	5.67	693.89
MW-40	728.92	03/15/2021	32.43	39.48	7.05	694.60
MW-40	728.92	03/22/2021	32.39	39.42	7.03	694.65
MW-40	728.92	04/01/2021	32.37	39.43	7.06	694.66
MW-40	728.92	04/12/2021	32.12	38.05	5.93	695.21
MW-40	728.92	04/19/2021	32.04	38.90	6.86	695.04
MW-40	728.92	04/29/2021	32.47	37.64	5.17	695.07
MW-40	728.92	05/03/2021	32.52	37.45	4.93	695.08
MW-40	728.92	05/10/2021	33.31	38.25	4.94	694.29
MW-40	728.92	05/18/2021	34.95	37.32	2.37	693.34
MW-40	728.92	05/26/2021	33.59	35.98	2.39	694.69
MW-40	728.92	05/31/2021	35.38	36.37	0.99	693.28
MW-40	728.92	06/07/2021	35.72	36.48	0.76	693.00
MW-40	728.92	06/14/2021	35.76	36.20	0.44	693.04
MW-40	728.92	06/21/2021	33.89	35.23	1.34	694.67
MW-40	728.92	07/01/2021	34.31	35.30	0.99	694.35
MW-40	728.92	07/06/2021	36.24	36.85	0.61	692.52
MW-40	728.92	07/14/2021	34.42	35.84	1.42	694.12
MW-40	728.92	07/28/2021	34.54	35.76	1.22	694.05
MW-40	728.92	08/02/2021	36.50	36.51	0.01	692.42
MW-40	728.92	08/16/2021	36.40	36.53	0.13	692.49
MW-40	728.92	08/26/2021	35.09	36.10	1.01	693.56
MW-40	728.92	08/30/2021	36.53	36.65	0.12	692.36
MW-40	728.92	09/14/2021	36.70	36.85	0.15	692.18
MW-40	728.92	09/16/2021	35.37	36.36	0.99	693.29
MW-40	728.92	09/23/2021	35.44	36.35	0.91	693.24
MW-40	728.92	10/06/2021	36.93	37.11	0.18	691.94
MW-40	728.92	10/12/2021	36.96	37.23	0.27	691.89
MW-40	728.92	10/18/2021	NM	NM	NM	NM
MW-40	728.92	10/27/2021	36.13	36.31	0.18	692.74
MW-40	728.92	11/01/2021	37.17	37.47	0.30	691.67
MW-40	728.92	11/15/2021	37.29	37.94	0.65	691.46
MW-40	728.92	11/22/2021	37.24	38.14	0.90	691.44
MW-40	728.92	11/30/2021	36.41	37.25	0.84	692.29
MW-40	728.92	12/06/2021	37.28	37.90	0.62	691.47
MW-40	728.92	12/13/2021	37.34	38.55	1.21	691.26
MW-40	728.92	12/20/2021	37.50	38.53	1.03	691.14

Table 3
Summary of Monitoring Well Gauging Data

Colonial Pipeline Company
2020-L1-SR2448
Huntersville, North Carolina

Well ID	Top Of Casing Elevation[1]	Date	Depth to Free Product (ft btoc)	Depth to Groundwater (ft btoc)	Free Product Thickness (ft)	Groundwater Elevation[2] (ft btoc)
MW-40	728.92	12/28/2021	36.60	38.40	1.80	691.84
MW-40	728.92	01/04/2022	37.78	38.86	1.08	690.85
MW-40	728.92	01/10/2022	37.81	38.88	1.07	690.82
MW-40	728.92	01/27/2022	36.93	38.85	1.92	691.48
MW-40	728.92	01/31/2022	37.39	39.04	1.65	691.09
MW-40	728.92	02/09/2022	37.52	39.04	1.52	690.99
MW-40	728.92	02/14/2022	ND	39.04	0.00	689.88
MW-40	728.92	02/24/2022	37.16	39.00	1.84	691.27
MW-40	728.92	02/28/2022	38.11	39.11	1.00	690.54
MW-40	728.92	03/07/2022	38.23	38.84	0.61	690.53
MW-40	728.92	03/14/2022	38.37	38.87	0.50	690.42
MW-41R						
MW-41	745.92	09/14/2020	ND	53.40	0.00	692.52
MW-41	745.92	09/18/2020	ND	53.40	0.00	692.52
MW-41	745.92	09/28/2020	ND	53.36	0.00	692.56
MW-41	745.92	10/03/2020	ND	53.49	0.00	692.43
MW-41	745.92	10/19/2020	ND	53.51	0.00	692.41
MW-41	745.92	10/26/2020	ND	53.49	0.00	692.43
MW-41	745.92	11/09/2020	ND	53.53	0.00	692.39
MW-41	745.92	11/18/2020	ND	53.63	0.00	692.29
MW-41	745.92	11/23/2020	ND	53.60	0.00	692.32
MW-41	745.92	12/07/2020	ND	53.54	0.00	692.38
MW-41	745.92	12/21/2020	ND	53.82	0.00	692.10
MW-41	745.92	12/26/2020	ND	53.77	0.00	692.15
MW-41	745.92	01/10/2021	ND	54.28	0.00	691.64
MW-41	745.92	01/19/2021	ND	54.35	0.00	691.57
MW-41	745.92	01/25/2021	ND	54.28	0.00	691.64
MW-41	745.92	02/01/2021	ND	54.22	0.00	691.70
MW-41	745.92	02/08/2021	ND	54.64	0.00	691.28
MW-41	745.92	02/16/2021	ND	54.20	0.00	691.72
MW-41	745.92	02/22/2021	ND	54.11	0.00	691.81
MW-41	745.92	03/04/2021	ND	54.09	0.00	691.83
MW-41	745.92	03/08/2021	ND	54.32	0.00	691.60
MW-41	745.92	03/15/2021	ND	54.50	0.00	691.42
MW-41	745.92	03/22/2021	ND	54.41	0.00	691.51
MW-41	745.92	04/01/2021	ND	54.34	0.00	691.58
MW-41	745.92	04/12/2021	ND	54.51	0.00	691.41
MW-41	745.92	04/19/2021	ND	54.55	0.00	691.37
MW-41	745.92	04/29/2021	ND	54.34	0.00	691.58
MW-41	745.92	05/03/2021	ND	54.40	0.00	691.52
MW-41	745.92	05/10/2021	ND	54.50	0.00	691.42
MW-41	745.92	05/18/2021	ND	54.52	0.00	691.40
MW-41	745.92	05/26/2021	ND	54.38	0.00	691.54
MW-41	745.92	05/31/2021	ND	54.67	0.00	691.25
MW-41	745.92	06/07/2021	ND	54.71	0.00	691.21

Table 3
Summary of Monitoring Well Gauging Data

Colonial Pipeline Company
2020-L1-SR2448
Huntersville, North Carolina

Well ID	Top Of Casing Elevation[1]	Date	Depth to Free Product (ft btoc)	Depth to Groundwater (ft btoc)	Free Product Thickness (ft)	Groundwater Elevation[2] (ft btoc)
MW-41	745.92	06/14/2021	ND	54.43	0.00	691.49
MW-41	745.92	06/21/2021	ND	54.85	0.00	691.07
MW-41	745.92	07/01/2021	ND	54.82	0.00	691.10
MW-41	745.92	07/06/2021	ND	55.18	0.00	690.74
MW-41	745.92	07/14/2021	ND	54.93	0.00	690.99
MW-41	745.92	07/28/2021	ND	55.36	0.00	690.56
MW-41	745.92	08/02/2021	ND	55.61	0.00	690.31
MW-41	745.92	08/16/2021	ND	55.70	0.00	690.22
MW-41	745.92	08/26/2021	ND	55.72	0.00	690.20
MW-41	745.92	08/30/2021	ND	56.09	0.00	689.83
MW-41	745.92	09/14/2021	ND	55.47	0.00	690.45
MW-41	745.92	09/23/2021	ND	56.38	0.00	689.54
MW-41	745.92	10/06/2021	ND	57.10	0.00	688.82
MW-41	745.92	10/12/2021	ND	57.11	0.00	688.81
MW-41	745.92	10/18/2021	ND	57.29	0.00	688.63
MW-41	745.92	10/27/2021	ND	57.11	0.00	688.81
MW-41	745.92	11/01/2021	ND	57.41	0.00	688.51
MW-41	745.92	11/15/2021	ND	58.28	0.00	687.64
MW-41	745.92	11/22/2021	ND	38.59	0.00	707.33
MW-41	745.92	11/30/2021	ND	58.33	0.00	687.59
MW-41	745.92	12/06/2021	ND	58.82	0.00	687.10
MW-41	745.92	12/13/2021	ND	59.01	0.00	686.91
MW-41	745.92	12/20/2021	ND	59.22	0.00	686.70
MW-41	745.92	12/28/2021	ND	58.68	0.00	687.24
MW-41	745.92	01/04/2022	ND	59.64	0.00	686.28
MW-41	745.92	01/10/2022	59.31	59.33	0.02	686.60
MW-41	745.92	01/27/2022	ND	59.16	0.00	686.76
MW-41	745.92	01/31/2022	ND	58.68	0.00	687.24
MW-41	745.92	02/09/2022	59.95	60.50	0.55	685.82
MW-41	745.92	02/14/2022	NM	NM	NM	NM
MW-41R	745.92	02/24/2022	ND	58.10	0.00	687.82
MW-41R	744.15	02/28/2022	ND	58.68	0.00	685.47
MW-41R	744.15	03/07/2022	ND	58.91	0.00	685.24
MW-41R	744.15	03/14/2022	ND	58.77	0.00	685.38
MW-42						
MW-42	735.71	09/14/2020	ND	41.33	0.00	694.38
MW-42	735.71	09/18/2020	ND	38.15	0.00	697.56
MW-42	735.71	09/28/2020	ND	38.14	0.00	697.57
MW-42	735.71	10/03/2020	ND	38.25	0.00	697.46
MW-42	735.71	10/19/2020	ND	38.31	0.00	697.40
MW-42	735.71	10/26/2020	ND	38.36	0.00	697.35
MW-42	735.71	11/09/2020	ND	38.44	0.00	697.27
MW-42	735.71	11/18/2020	ND	38.57	0.00	697.14
MW-42	735.71	11/23/2020	ND	38.42	0.00	697.29
MW-42	735.71	12/07/2020	ND	38.40	0.00	697.31

Table 3
Summary of Monitoring Well Gauging Data

Colonial Pipeline Company
2020-L1-SR2448
Huntersville, North Carolina

Well ID	Top Of Casing Elevation[1]	Date	Depth to Free Product (ft btoc)	Depth to Groundwater (ft btoc)	Free Product Thickness (ft)	Groundwater Elevation[2] (ft btoc)
MW-42	735.71	12/21/2020	ND	38.50	0.00	697.21
MW-42	735.71	12/26/2020	ND	38.61	0.00	697.10
MW-42	735.71	01/10/2021	ND	38.74	0.00	696.97
MW-42	735.71	01/19/2021	ND	38.71	0.00	697.00
MW-42	735.71	01/25/2021	ND	38.93	0.00	696.78
MW-42	735.71	02/01/2021	ND	38.97	0.00	696.74
MW-42	735.71	02/08/2021	ND	39.26	0.00	696.45
MW-42	735.71	02/16/2021	ND	39.10	0.00	696.61
MW-42	735.71	02/22/2021	ND	39.13	0.00	696.58
MW-42	732.48	03/04/2021	ND	39.05	0.00	693.43
MW-42	732.48	03/08/2021	ND	39.29	0.00	693.19
MW-42	732.48	03/15/2021	ND	39.53	0.00	692.95
MW-42	732.48	03/22/2021	ND	39.61	0.00	692.87
MW-42	732.48	04/01/2021	ND	39.22	0.00	693.26
MW-42	732.48	04/12/2021	ND	38.98	0.00	693.50
MW-42	732.48	04/19/2021	ND	39.00	0.00	693.48
MW-42	732.48	04/29/2021	ND	38.92	0.00	693.56
MW-42	732.48	05/03/2021	ND	38.83	0.00	693.65
MW-42	732.48	05/10/2021	ND	39.17	0.00	693.31
MW-42	732.48	05/18/2021	ND	39.79	0.00	692.69
MW-42	732.48	05/26/2021	ND	39.67	0.00	692.81
MW-42	732.48	05/31/2021	ND	40.29	0.00	692.19
MW-42	732.48	06/07/2021	ND	40.41	0.00	692.07
MW-42	732.48	06/14/2021	ND	40.54	0.00	691.94
MW-42	732.48	06/21/2021	ND	40.62	0.00	691.86
MW-42	732.48	07/01/2021	ND	40.55	0.00	691.93
MW-42	732.48	07/06/2021	ND	40.20	0.00	692.28
MW-42	732.48	07/14/2021	ND	41.04	0.00	691.44
MW-42	732.48	07/28/2021	ND	41.52	0.00	690.96
MW-42	732.48	08/02/2021	ND	41.75	0.00	690.73
MW-42	732.48	08/16/2021	ND	41.90	0.00	690.58
MW-42	732.48	08/26/2021	ND	41.74	0.00	690.74
MW-42	732.48	08/30/2021	ND	42.17	0.00	690.31
MW-42	732.48	09/14/2021	ND	42.49	0.00	689.99
MW-42	732.48	09/23/2021	ND	42.29	0.00	690.19
MW-42	732.48	10/06/2021	ND	42.91	0.00	689.57
MW-42	732.48	10/12/2021	ND	43.09	0.00	689.39
MW-42	732.48	10/18/2021	ND	43.23	0.00	689.25
MW-42	732.48	10/27/2021	ND	43.02	0.00	689.46
MW-42	732.48	11/01/2021	ND	43.43	0.00	689.05
MW-42	732.48	11/15/2021	ND	43.61	0.00	688.87
MW-42	732.48	11/22/2021	ND	43.79	0.00	688.69
MW-42	732.48	11/30/2021	ND	43.93	0.00	688.55
MW-42	732.48	12/06/2021	ND	44.02	0.00	688.46
MW-42	732.48	12/13/2021	ND	44.21	0.00	688.27

Table 3
Summary of Monitoring Well Gauging Data

Colonial Pipeline Company
2020-L1-SR2448
Huntersville, North Carolina

Well ID	Top Of Casing Elevation[1]	Date	Depth to Free Product (ft btoc)	Depth to Groundwater (ft btoc)	Free Product Thickness (ft)	Groundwater Elevation[2] (ft btoc)
MW-42	732.48	12/20/2021	ND	44.40	0.00	688.08
MW-42	732.48	12/28/2021	ND	44.11	0.00	688.37
MW-42	732.48	01/04/2022	ND	44.78	0.00	687.70
MW-42	732.48	01/10/2022	ND	44.95	0.00	687.53
MW-42	732.48	01/27/2022	ND	44.47	0.00	688.01
MW-42	732.48	01/31/2022	ND	46.62	0.00	685.86
MW-42	732.48	02/09/2022	ND	45.13	0.00	687.35
MW-42	732.48	02/14/2022	ND	45.28	0.00	687.20
MW-42	732.48	02/24/2022	ND	45.16	0.00	687.32
MW-42	732.48	02/28/2022	ND	45.57	0.00	686.91
MW-42	732.48	03/07/2022	ND	45.75	0.00	686.73
MW-42	732.48	03/14/2022	ND	45.43	0.00	687.05
MW-43						
MW-43	729.80	09/14/2020	ND	38.27	0.00	691.53
MW-43	729.80	09/18/2020	ND	38.30	0.00	691.50
MW-43	729.80	09/28/2020	ND	38.33	0.00	691.47
MW-43	729.80	10/03/2020	ND	38.52	0.00	691.28
MW-43	729.80	10/19/2020	ND	38.49	0.00	691.31
MW-43	729.80	10/26/2020	ND	38.52	0.00	691.28
MW-43	729.80	11/09/2020	ND	38.49	0.00	691.31
MW-43	729.80	11/18/2020	ND	38.55	0.00	691.25
MW-43	729.80	11/23/2020	ND	39.51	0.00	690.29
MW-43	729.80	12/07/2020	ND	38.40	0.00	691.40
MW-43	729.80	12/21/2020	ND	38.50	0.00	691.30
MW-43	729.80	12/26/2020	ND	38.58	0.00	691.22
MW-43	729.80	01/10/2021	ND	38.60	0.00	691.20
MW-43	729.80	01/19/2021	ND	38.70	0.00	691.10
MW-43	729.80	01/25/2021	ND	48.67	0.00	681.13
MW-43	729.80	02/01/2021	ND	38.74	0.00	691.06
MW-43	729.80	02/08/2021	ND	39.01	0.00	690.79
MW-43	729.80	02/16/2021	ND	38.84	0.00	690.96
MW-43	729.80	02/22/2021	ND	38.78	0.00	691.02
MW-43	729.80	03/04/2021	ND	38.65	0.00	691.15
MW-43	729.80	03/08/2021	ND	38.84	0.00	690.96
MW-43	729.80	03/15/2021	ND	38.78	0.00	691.02
MW-43	729.80	03/22/2021	ND	38.71	0.00	691.09
MW-43	729.80	04/01/2021	ND	38.61	0.00	691.19
MW-43	729.80	04/12/2021	ND	38.44	0.00	691.36
MW-43	729.80	04/19/2021	ND	38.44	0.00	691.36
MW-43	729.80	04/29/2021	ND	38.32	0.00	691.48
MW-43	729.80	05/03/2021	ND	38.23	0.00	691.57
MW-43	729.80	05/10/2021	ND	38.23	0.00	691.57
MW-43	729.80	05/18/2021	ND	38.17	0.00	691.63
MW-43	729.80	05/26/2021	ND	38.10	0.00	691.70
MW-43	729.80	05/31/2021	ND	38.21	0.00	691.59

Table 3
Summary of Monitoring Well Gauging Data

Colonial Pipeline Company
2020-L1-SR2448
Huntersville, North Carolina

Well ID	Top Of Casing Elevation[1]	Date	Depth to Free Product (ft btoc)	Depth to Groundwater (ft btoc)	Free Product Thickness (ft)	Groundwater Elevation[2] (ft btoc)
MW-43	729.80	06/07/2021	ND	28.16	0.00	701.64
MW-43	729.80	06/14/2021	ND	38.20	0.00	691.60
MW-43	729.80	06/21/2021	ND	38.26	0.00	691.54
MW-43	729.80	07/01/2021	ND	38.36	0.00	691.44
MW-43	729.80	07/06/2021	ND	38.56	0.00	691.24
MW-43	729.80	07/14/2021	ND	38.68	0.00	691.12
MW-43	729.80	07/28/2021	ND	38.99	0.00	690.81
MW-43	729.80	08/02/2021	ND	39.08	0.00	690.72
MW-43	729.80	08/16/2021	ND	39.28	0.00	690.52
MW-43	729.80	08/26/2021	ND	39.40	0.00	690.40
MW-43	729.80	08/30/2021	ND	39.46	0.00	690.34
MW-43	729.80	09/14/2021	ND	39.74	0.00	690.06
MW-43	729.80	09/23/2021	ND	39.89	0.00	689.91
MW-43	729.80	10/06/2021	ND	40.13	0.00	689.67
MW-43	729.80	10/12/2021	ND	40.24	0.00	689.56
MW-43	729.80	10/18/2021	ND	40.39	0.00	689.41
MW-43	729.80	10/27/2021	ND	40.49	0.00	689.31
MW-43	729.80	11/01/2021	ND	40.58	0.00	689.22
MW-43	729.80	11/15/2021	ND	40.73	0.00	689.07
MW-43	729.80	11/22/2021	ND	40.77	0.00	689.03
MW-43	729.80	11/30/2021	ND	40.94	0.00	688.86
MW-43	729.80	12/06/2021	ND	40.93	0.00	688.87
MW-43	729.80	12/13/2021	ND	40.12	0.00	689.68
MW-43	729.80	12/20/2021	ND	41.27	0.00	688.53
MW-43	729.80	12/28/2021	ND	41.31	0.00	688.49
MW-43	729.80	01/04/2022	ND	41.47	0.00	688.33
MW-43	729.80	01/10/2022	ND	41.65	0.00	688.15
MW-43	729.80	01/27/2022	ND	41.78	0.00	688.02
MW-43	729.80	01/31/2022	ND	41.85	0.00	687.95
MW-43	729.80	02/09/2022	ND	41.93	0.00	687.87
MW-43	729.80	02/14/2022	ND	42.05	0.00	687.75
MW-43	729.80	02/24/2022	ND	42.12	0.00	687.68
MW-43	729.80	02/28/2022	ND	42.20	0.00	687.60
MW-43	729.80	03/07/2022	ND	42.25	0.00	687.55
MW-43	729.80	03/14/2022	ND	42.37	0.00	687.43
MW-44						
MW-44	726.48	09/14/2020	ND	32.40	0.00	694.08
MW-44	726.48	09/18/2020	ND	32.53	0.00	693.95
MW-44	726.48	09/28/2020	ND	32.59	0.00	693.89
MW-44	726.48	10/03/2020	ND	32.64	0.00	693.84
MW-44	726.48	10/19/2020	ND	32.70	0.00	693.78
MW-44	726.48	10/21/2020	ND	34.70	0.00	691.78
MW-44	726.48	10/26/2020	ND	32.62	0.00	693.86
MW-44	726.48	11/09/2020	ND	32.67	0.00	693.81
MW-44	726.48	11/18/2020	ND	32.68	0.00	693.80

Table 3
Summary of Monitoring Well Gauging Data

Colonial Pipeline Company
2020-L1-SR2448
Huntersville, North Carolina

Well ID	Top Of Casing Elevation[1]	Date	Depth to Free Product (ft btoc)	Depth to Groundwater (ft btoc)	Free Product Thickness (ft)	Groundwater Elevation[2] (ft btoc)
MW-44	726.48	11/23/2020	NM	NM	NM	NM
MW-44	726.48	12/07/2020	ND	32.50	0.00	693.98
MW-44	726.48	12/21/2020	ND	32.50	0.00	693.98
MW-44	726.48	12/26/2020	ND	32.50	0.00	693.98
MW-44	726.48	01/10/2021	ND	32.41	0.00	694.07
MW-44	726.48	01/19/2021	ND	32.35	0.00	694.13
MW-44	726.48	01/25/2021	ND	32.25	0.00	694.23
MW-44	726.48	02/01/2021	ND	32.18	0.00	694.30
MW-44	726.48	02/08/2021	ND	32.18	0.00	694.30
MW-44	726.48	02/16/2021	ND	32.18	0.00	694.30
MW-44	726.48	02/22/2021	ND	32.10	0.00	694.38
MW-44	726.48	03/04/2021	ND	31.96	0.00	694.52
MW-44	726.48	03/08/2021	ND	32.00	0.00	694.48
MW-44	726.48	03/15/2021	ND	31.88	0.00	694.60
MW-44	726.48	03/22/2021	ND	31.84	0.00	694.64
MW-44	726.48	04/01/2021	ND	31.71	0.00	694.77
MW-44	726.48	04/12/2021	ND	31.47	0.00	695.01
MW-44	726.48	04/19/2021	ND	31.38	0.00	695.10
MW-44	726.48	04/29/2021	ND	31.34	0.00	695.14
MW-44	726.48	05/03/2021	ND	31.29	0.00	695.19
MW-44	726.48	05/10/2021	ND	31.30	0.00	695.18
MW-44	726.48	05/18/2021	ND	31.37	0.00	695.11
MW-44	726.48	05/26/2021	ND	31.37	0.00	695.11
MW-44	726.48	05/31/2021	ND	31.45	0.00	695.03
MW-44	726.48	06/07/2021	ND	31.47	0.00	695.01
MW-44	726.48	06/14/2021	ND	31.53	0.00	694.95
MW-44	726.48	06/21/2021	ND	31.58	0.00	694.90
MW-44	726.48	07/01/2021	ND	31.65	0.00	694.83
MW-44	726.48	07/06/2021	ND	31.73	0.00	694.75
MW-44	726.48	07/14/2021	ND	31.83	0.00	694.65
MW-44	726.48	07/28/2021	ND	31.92	0.00	694.56
MW-44	726.48	08/02/2021	ND	31.99	0.00	694.49
MW-44	726.48	08/16/2021	ND	32.15	0.00	694.33
MW-44	726.48	08/26/2021	ND	32.07	0.00	694.41
MW-44	726.48	08/30/2021	ND	32.17	0.00	694.31
MW-44	726.48	09/14/2021	ND	32.33	0.00	694.15
MW-44	726.48	09/23/2021	ND	32.46	0.00	694.02
MW-44	726.48	10/06/2021	ND	32.61	0.00	693.87
MW-44	726.48	10/12/2021	ND	32.74	0.00	693.74
MW-44	726.48	10/18/2021	ND	32.82	0.00	693.66
MW-44	726.48	10/27/2021	ND	32.98	0.00	693.50
MW-44	726.48	11/01/2021	ND	33.02	0.00	693.46
MW-44	726.48	11/15/2021	ND	32.23	0.00	694.25
MW-44	726.48	11/30/2021	ND	33.44	0.00	693.04
MW-44	726.48	12/06/2021	ND	33.48	0.00	693.00

Table 3
Summary of Monitoring Well Gauging Data

Colonial Pipeline Company
2020-L1-SR2448
Huntersville, North Carolina

Well ID	Top Of Casing Elevation[1]	Date	Depth to Free Product (ft btoc)	Depth to Groundwater (ft btoc)	Free Product Thickness (ft)	Groundwater Elevation[2] (ft btoc)
MW-44	726.48	12/13/2021	ND	33.58	0.00	692.90
MW-44	726.48	12/20/2021	ND	33.68	0.00	692.80
MW-44	726.48	12/28/2021	ND	33.71	0.00	692.77
MW-44	726.48	01/04/2022	ND	33.98	0.00	692.50
MW-44	726.48	01/10/2022	ND	34.03	0.00	692.45
MW-44	726.48	01/27/2022	ND	34.02	0.00	692.46
MW-44	726.48	01/31/2022	ND	34.10	0.00	692.38
MW-44	726.48	02/09/2022	ND	34.23	0.00	692.25
MW-44	726.48	02/14/2022	ND	34.19	0.00	692.29
MW-44	726.48	02/24/2022	ND	34.13	0.00	692.35
MW-44	726.48	02/28/2022	ND	34.32	0.00	692.16
MW-44	726.48	03/07/2022	ND	34.22	0.00	692.26
MW-44	726.48	03/14/2022	ND	34.15	0.00	692.33
MW-45						
MW-45	729.41	09/14/2020	ND	35.28	0.00	694.13
MW-45	729.41	09/18/2020	ND	35.21	0.00	694.20
MW-45	729.41	09/28/2020	ND	35.29	0.00	694.12
MW-45	729.41	10/03/2020	ND	35.40	0.00	694.01
MW-45	729.41	10/19/2020	ND	35.38	0.00	694.03
MW-45	729.41	10/26/2020	ND	35.39	0.00	694.02
MW-45	729.41	11/09/2020	ND	35.37	0.00	694.04
MW-45	729.41	11/18/2020	ND	35.41	0.00	694.00
MW-45	729.41	11/23/2020	ND	35.27	0.00	694.14
MW-45	729.41	12/07/2020	ND	35.19	0.00	694.22
MW-45	729.41	12/21/2020	ND	35.24	0.00	694.17
MW-45	729.41	12/26/2020	ND	35.34	0.00	694.07
MW-45	729.41	01/10/2021	ND	35.35	0.00	694.06
MW-45	729.41	01/19/2021	ND	35.34	0.00	694.07
MW-45	729.41	01/25/2021	ND	35.18	0.00	694.23
MW-45	729.41	02/01/2021	ND	35.29	0.00	694.12
MW-45	729.41	02/08/2021	ND	35.59	0.00	693.82
MW-45	729.41	02/16/2021	ND	35.46	0.00	693.95
MW-45	729.41	02/22/2021	ND	35.32	0.00	694.09
MW-45	729.41	03/04/2021	ND	35.29	0.00	694.12
MW-45	729.41	03/08/2021	ND	35.36	0.00	694.05
MW-45	729.41	03/15/2021	ND	35.36	0.00	694.05
MW-45	729.41	03/22/2021	ND	35.32	0.00	694.09
MW-45	729.41	04/01/2021	ND	35.13	0.00	694.28
MW-45	729.41	04/12/2021	ND	34.89	0.00	694.52
MW-45	729.41	04/19/2021	ND	34.85	0.00	694.56
MW-45	729.41	04/29/2021	ND	34.81	0.00	694.60
MW-45	729.41	05/03/2021	ND	34.77	0.00	694.64
MW-45	729.41	05/10/2021	ND	34.98	0.00	694.43
MW-45	729.41	05/18/2021	ND	35.35	0.00	694.06
MW-45	729.41	05/26/2021	ND	35.47	0.00	693.94

Table 3
Summary of Monitoring Well Gauging Data

Colonial Pipeline Company
2020-L1-SR2448
Huntersville, North Carolina

Well ID	Top Of Casing Elevation[1]	Date	Depth to Free Product (ft btoc)	Depth to Groundwater (ft btoc)	Free Product Thickness (ft)	Groundwater Elevation[2] (ft btoc)
MW-45	729.41	05/31/2021	ND	35.78	0.00	693.63
MW-45	729.41	06/07/2021	ND	35.89	0.00	693.52
MW-45	729.41	06/14/2021	ND	36.11	0.00	693.30
MW-45	729.41	06/21/2021	ND	36.10	0.00	693.31
MW-45	729.41	07/01/2021	ND	36.37	0.00	693.04
MW-45	729.41	07/06/2021	ND	36.71	0.00	692.70
MW-45	729.41	07/14/2021	ND	36.86	0.00	692.55
MW-45	729.41	07/28/2021	ND	37.12	0.00	692.29
MW-45	729.41	08/02/2021	ND	37.35	0.00	692.06
MW-45	729.41	08/16/2021	ND	37.56	0.00	691.85
MW-45	729.41	08/26/2021	ND	37.67	0.00	691.74
MW-45	729.41	08/30/2021	ND	37.83	0.00	691.58
MW-45	729.41	09/14/2021	ND	38.08	0.00	691.33
MW-45	729.41	09/23/2021	ND	38.27	0.00	691.14
MW-45	729.41	10/06/2021	ND	38.54	0.00	690.87
MW-45	729.41	10/12/2021	ND	38.71	0.00	690.70
MW-45	729.41	10/18/2021	ND	38.89	0.00	690.52
MW-45	729.41	10/27/2021	ND	39.02	0.00	690.39
MW-45	729.41	11/01/2021	ND	39.20	0.00	690.21
MW-45	729.41	11/15/2021	ND	39.45	0.00	689.96
MW-45	729.41	11/22/2021	ND	39.52	0.00	689.89
MW-45	729.41	11/30/2021	ND	39.73	0.00	689.68
MW-45	729.41	12/06/2021	ND	39.76	0.00	689.65
MW-45	729.41	12/13/2021	ND	39.96	0.00	689.45
MW-45	729.41	12/20/2021	ND	40.09	0.00	689.32
MW-45	729.41	12/28/2021	ND	41.40	0.00	688.01
MW-45	729.41	01/04/2022	ND	40.42	0.00	688.99
MW-45	729.41	01/10/2022	ND	40.55	0.00	688.86
MW-45	729.41	01/27/2022	ND	38.56	0.00	690.85
MW-45	729.41	01/31/2022	ND	40.64	0.00	688.77
MW-45	729.41	02/09/2022	ND	40.81	0.00	688.60
MW-45	729.41	02/14/2022	ND	40.92	0.00	688.49
MW-45	729.41	02/24/2022	ND	41.02	0.00	688.39
MW-45	729.41	02/28/2022	ND	41.15	0.00	688.26
MW-45	729.41	03/07/2022	ND	41.26	0.00	688.15
MW-45	729.41	03/14/2022	ND	41.30	0.00	688.11
MW-46						
MW-46	726.73	09/14/2020	ND	31.63	0.00	695.10
MW-46	726.73	09/18/2020	ND	31.63	0.00	695.10
MW-46	726.73	09/28/2020	ND	31.71	0.00	695.02
MW-46	726.73	10/03/2020	ND	31.82	0.00	694.91
MW-46	726.73	10/19/2020	ND	31.89	0.00	694.84
MW-46	726.73	10/26/2020	ND	31.88	0.00	694.85
MW-46	726.73	11/09/2020	ND	31.88	0.00	694.85
MW-46	726.73	11/18/2020	ND	31.91	0.00	694.82

Table 3
Summary of Monitoring Well Gauging Data

Colonial Pipeline Company
2020-L1-SR2448
Huntersville, North Carolina

Well ID	Top Of Casing Elevation[1]	Date	Depth to Free Product (ft btoc)	Depth to Groundwater (ft btoc)	Free Product Thickness (ft)	Groundwater Elevation[2] (ft btoc)
MW-46	726.73	11/23/2020	ND	31.82	0.00	694.91
MW-46	726.73	12/07/2020	ND	31.71	0.00	695.02
MW-46	726.73	12/21/2020	ND	31.77	0.00	694.96
MW-46	726.73	12/26/2020	ND	31.85	0.00	694.88
MW-46	726.73	01/10/2021	ND	31.83	0.00	694.90
MW-46	726.73	01/19/2021	ND	31.81	0.00	694.92
MW-46	726.73	01/25/2021	ND	31.62	0.00	695.11
MW-46	726.73	02/01/2021	ND	31.67	0.00	695.06
MW-46	726.73	02/08/2021	ND	31.98	0.00	694.75
MW-46	726.73	02/16/2021	ND	31.91	0.00	694.82
MW-46	726.73	02/22/2021	ND	31.83	0.00	694.90
MW-46	726.73	03/04/2021	ND	32.05	0.00	694.68
MW-46	726.73	03/08/2021	ND	32.27	0.00	694.46
MW-46	726.73	03/15/2021	ND	32.28	0.00	694.45
MW-46	726.73	03/22/2021	ND	32.23	0.00	694.50
MW-46	726.73	04/01/2021	ND	32.03	0.00	694.70
MW-46	726.73	04/12/2021	ND	31.74	0.00	694.99
MW-46	726.73	04/19/2021	ND	31.68	0.00	695.05
MW-46	726.73	04/29/2021	ND	31.60	0.00	695.13
MW-46	726.73	05/03/2021	ND	31.45	0.00	695.28
MW-46	726.73	05/10/2021	ND	31.70	0.00	695.03
MW-46	726.73	05/18/2021	ND	32.53	0.00	694.20
MW-46	726.73	05/26/2021	ND	32.57	0.00	694.16
MW-46	726.73	05/31/2021	ND	33.04	0.00	693.69
MW-46	726.73	06/07/2021	ND	33.25	0.00	693.48
MW-46	726.73	06/14/2021	ND	33.45	0.00	693.28
MW-46	726.73	06/21/2021	ND	33.76	0.00	692.97
MW-46	726.73	07/01/2021	ND	33.62	0.00	693.11
MW-46	726.73	07/06/2021	ND	33.69	0.00	693.04
MW-46	726.73	07/14/2021	ND	33.71	0.00	693.02
MW-46	726.73	07/28/2021	ND	33.87	0.00	692.86
MW-46	726.73	08/02/2021	ND	34.43	0.00	692.30
MW-46	726.73	08/16/2021	ND	34.78	0.00	691.95
MW-46	726.73	08/26/2021	ND	34.71	0.00	692.02
MW-46	726.73	08/30/2021	ND	35.01	0.00	691.72
MW-46	726.73	09/14/2021	ND	35.28	0.00	691.45
MW-46	726.73	09/23/2021	ND	35.21	0.00	691.52
MW-46	726.73	10/06/2021	ND	35.62	0.00	691.11
MW-46	726.73	10/12/2021	ND	35.82	0.00	690.91
MW-46	726.73	10/18/2021	ND	35.91	0.00	690.82
MW-46	726.73	10/27/2021	ND	35.81	0.00	690.92
MW-46	726.73	11/01/2021	ND	36.18	0.00	690.55
MW-46	726.73	11/22/2021	ND	36.51	0.00	690.22
MW-46	726.73	11/30/2021	ND	36.58	0.00	690.15
MW-46	726.73	12/06/2021	ND	36.65	0.00	690.08

Table 3
Summary of Monitoring Well Gauging Data

Colonial Pipeline Company
2020-L1-SR2448
Huntersville, North Carolina

Well ID	Top Of Casing Elevation[1]	Date	Depth to Free Product (ft btoc)	Depth to Groundwater (ft btoc)	Free Product Thickness (ft)	Groundwater Elevation[2] (ft btoc)
MW-46	726.73	12/13/2021	ND	36.83	0.00	689.90
MW-46	726.73	12/20/2021	ND	37.00	0.00	689.73
MW-46	726.73	12/28/2021	ND	36.83	0.00	689.90
MW-46	726.73	01/04/2022	ND	37.29	0.00	689.44
MW-46	726.73	01/10/2022	ND	37.45	0.00	689.28
MW-46	726.73	01/27/2022	ND	37.12	0.00	689.61
MW-46	726.73	01/31/2022	ND	37.33	0.00	689.40
MW-46	726.73	02/09/2022	ND	37.47	0.00	689.26
MW-46	726.73	02/14/2022	ND	37.60	0.00	689.13
MW-46	726.73	02/24/2022	ND	37.49	0.00	689.24
MW-46	726.73	02/28/2022	ND	37.87	0.00	688.86
MW-46	726.73	03/07/2022	ND	37.85	0.00	688.88
MW-46	726.73	03/14/2022	ND	37.72	0.00	689.01
MW-47						
MW-47	726.77	09/14/2020	ND	30.88	0.00	695.89
MW-47	726.77	09/18/2020	ND	30.75	0.00	696.02
MW-47	726.77	09/28/2020	ND	30.74	0.00	696.03
MW-47	726.77	10/03/2020	30.54	30.88	0.34	696.14
MW-47	726.77	10/19/2020	25.61	27.85	2.24	700.56
MW-47	726.77	11/09/2020	25.51	27.78	2.27	700.65
MW-47	726.77	11/18/2020	ARP	ARP	ARP	ARP
MW-47	726.77	11/23/2020	25.51	27.75	2.24	700.66
MW-47	726.77	12/07/2020	ARP	ARP	ARP	ARP
MW-47	726.77	12/21/2020	ARP	ARP	ARP	ARP
MW-47	726.77	12/26/2020	25.58	27.80	2.22	700.60
MW-47	726.77	01/10/2021	ARP	ARP	ARP	ARP
MW-47	726.77	01/19/2021	ARP	ARP	ARP	ARP
MW-47	726.77	01/25/2021	ARP	ARP	ARP	ARP
MW-47	726.77	02/01/2021	25.46	27.68	2.22	700.72
MW-47	726.77	02/08/2021	ARP	ARP	ARP	ARP
MW-47	726.77	02/16/2021	ARP	ARP	ARP	ARP
MW-47	726.77	02/22/2021	ARP	ARP	ARP	ARP
MW-47	723.18	03/04/2021	26.41	27.72	1.31	696.42
MW-47	723.18	03/08/2021	ARP	ARP	ARP	ARP
MW-47	723.18	03/15/2021	ARP	ARP	ARP	ARP
MW-47	723.18	03/22/2021	ARP	ARP	ARP	ARP
MW-47	723.18	04/01/2021	25.74	25.90	0.16	697.40
MW-47	723.18	04/12/2021	ARP	ARP	ARP	ARP
MW-47	723.18	04/19/2021	ARP	ARP	ARP	ARP
MW-47	723.18	04/29/2021	26.48	27.55	1.07	696.41
MW-47	723.18	05/03/2021	ARP	ARP	ARP	ARP
MW-47	723.18	05/10/2021	ARP	ARP	ARP	ARP
MW-47	723.18	05/18/2021	ARP	ARP	ARP	ARP
MW-47	723.18	05/26/2021	27.33	27.44	0.11	695.82
MW-47	723.18	05/31/2021	ARP	ARP	ARP	ARP

Table 3
Summary of Monitoring Well Gauging Data

Colonial Pipeline Company
2020-L1-SR2448
Huntersville, North Carolina

Well ID	Top Of Casing Elevation[1]	Date	Depth to Free Product (ft btoc)	Depth to Groundwater (ft btoc)	Free Product Thickness (ft)	Groundwater Elevation[2] (ft btoc)
MW-47	723.18	06/07/2021	ARP	ARP	ARP	ARP
MW-47	723.18	06/14/2021	ARP	ARP	ARP	ARP
MW-47	723.18	06/21/2021	ARP	ARP	ARP	ARP
MW-47	723.18	07/01/2021	ND	27.64	0.00	695.54
MW-47	723.18	07/06/2021	ARP	ARP	ARP	ARP
MW-47	723.18	07/14/2021	ND	27.56	0.00	695.62
MW-47	723.18	07/28/2021	ND	26.91	0.00	696.27
MW-47	723.18	08/16/2021	ARP	ARP	ARP	ARP
MW-47	723.18	08/26/2021	ND	27.37	0.00	695.81
MW-47	723.18	08/30/2021	ARP	ARP	ARP	ARP
MW-47	723.18	09/16/2021	ND	27.35	0.00	695.83
MW-47	723.18	09/23/2021	ND	27.24	0.00	695.94
MW-47	723.18	10/06/2021	ARP	ARP	ARP	ARP
MW-47	723.18	10/12/2021	ARP	ARP	ARP	ARP
MW-47	723.18	10/18/2021	ARP	ARP	ARP	ARP
MW-47	723.18	10/27/2021	ND	27.35	0.00	695.83
MW-47	723.18	11/01/2021	ARP	ARP	ARP	ARP
MW-47	723.18	11/30/2021	ND	27.47	0.00	695.71
MW-47	723.18	12/06/2021	ARP	ARP	ARP	ARP
MW-47	723.18	12/13/2021	ARP	ARP	ARP	ARP
MW-47	723.18	12/20/2021	ARP	ARP	ARP	ARP
MW-47	723.18	12/28/2021	ND	27.25	0.00	695.93
MW-47	723.18	01/04/2022	ARP	ARP	ARP	ARP
MW-47	723.18	01/10/2022	ARP	ARP	ARP	ARP
MW-47	723.18	01/27/2022	ND	27.25	0.00	695.93
MW-47	723.18	01/31/2022	ARP	ARP	ARP	ARP
MW-47	723.18	02/09/2022	ARP	ARP	ARP	ARP
MW-47	723.18	02/14/2022	ARP	ARP	ARP	ARP
MW-47	723.18	02/24/2022	ND	27.49	0.00	695.69
MW-47	723.18	02/28/2022	ARP	ARP	ARP	ARP
MW-47	723.18	03/07/2022	ARP	ARP	ARP	ARP
MW-47	723.18	03/14/2022	ARP	ARP	ARP	ARP
MW-48						
MW-48	723.09	09/18/2020	ND	33.44	0.00	689.65
MW-48	723.09	09/28/2020	ND	33.38	0.00	689.71
MW-48	723.09	10/03/2020	ND	33.57	0.00	689.52
MW-48	723.09	10/19/2020	ND	33.63	0.00	689.46
MW-48	723.09	10/26/2020	ND	33.65	0.00	689.44
MW-48	723.09	11/09/2020	ND	33.58	0.00	689.51
MW-48	723.09	11/18/2020	ND	33.64	0.00	689.45
MW-48	723.09	11/23/2020	ND	33.56	0.00	689.53
MW-48	723.09	12/07/2020	33.30	33.70	0.40	689.68
MW-48	723.09	12/21/2020	ARP	ARP	ARP	ARP
MW-48	723.09	12/26/2020	33.79	34.51	0.72	689.10
MW-48	723.09	01/10/2021	ARP	ARP	ARP	ARP

Table 3
Summary of Monitoring Well Gauging Data

Colonial Pipeline Company
2020-L1-SR2448
Huntersville, North Carolina

Well ID	Top Of Casing Elevation[1]	Date	Depth to Free Product (ft btoc)	Depth to Groundwater (ft btoc)	Free Product Thickness (ft)	Groundwater Elevation[2] (ft btoc)
MW-48	723.09	01/19/2021	ARP	ARP	ARP	ARP
MW-48	723.09	01/25/2021	ARP	ARP	ARP	ARP
MW-48	723.09	02/01/2021	32.85	38.05	5.20	688.85
MW-48	723.09	02/08/2021	ARP	ARP	ARP	ARP
MW-48	723.09	02/16/2021	ARP	ARP	ARP	ARP
MW-48	723.09	02/22/2021	ARP	ARP	ARP	ARP
MW-48	723.57	03/04/2021	33.73	34.80	1.07	689.55
MW-48	723.57	03/15/2021	ARP	ARP	ARP	ARP
MW-48	723.57	03/22/2021	ARP	ARP	ARP	ARP
MW-48	723.57	04/01/2021	33.45	35.18	1.73	689.66
MW-48	723.57	04/12/2021	ARP	ARP	ARP	ARP
MW-48	723.57	04/19/2021	ARP	ARP	ARP	ARP
MW-48	723.57	04/29/2021	33.61	33.88	0.27	689.89
MW-48	723.57	05/03/2021	ARP	ARP	ARP	ARP
MW-48	723.57	05/10/2021	ARP	ARP	ARP	ARP
MW-48	723.57	05/18/2021	ARP	ARP	ARP	ARP
MW-48	723.57	05/26/2021	33.60	33.74	0.14	689.93
MW-48	723.57	05/31/2021	ARP	ARP	ARP	ARP
MW-48	723.57	06/07/2021	ARP	ARP	ARP	ARP
MW-48	723.57	06/14/2021	ARP	ARP	ARP	ARP
MW-48	723.57	06/21/2021	ARP	ARP	ARP	ARP
MW-48	723.57	07/01/2021	34.02	34.42	0.40	689.44
MW-48	723.57	07/06/2021	ARP	ARP	ARP	ARP
MW-48	723.57	07/14/2021	34.50	34.72	0.22	689.01
MW-48	723.57	07/28/2021	34.97	35.12	0.15	688.56
MW-48	723.57	08/16/2021	ARP	ARP	ARP	ARP
MW-48	723.57	08/26/2021	35.67	35.87	0.20	687.85
MW-48	723.57	08/30/2021	ARP	ARP	ARP	ARP
MW-48	723.57	09/16/2021	ND	36.36	0.00	687.21
MW-48	723.57	09/23/2021	36.48	36.61	0.13	687.06
MW-48	723.57	10/06/2021	ARP	ARP	ARP	ARP
MW-48	723.57	10/12/2021	ARP	ARP	ARP	ARP
MW-48	723.57	10/18/2021	ARP	ARP	ARP	ARP
MW-48	723.57	10/27/2021	37.17	37.41	0.24	686.34
MW-48	723.57	11/01/2021	ARP	ARP	ARP	ARP
MW-48	723.57	11/30/2021	ND	37.88	0.00	685.69
MW-48	723.57	12/06/2021	ARP	ARP	ARP	ARP
MW-48	723.57	12/13/2021	ARP	ARP	ARP	ARP
MW-48	723.57	12/20/2021	ARP	ARP	ARP	ARP
MW-48	723.57	12/28/2021	38.58	38.62	0.04	684.98
MW-48	723.57	01/04/2022	ARP	ARP	ARP	ARP
MW-48	723.57	01/10/2022	ARP	ARP	ARP	ARP
MW-48	723.57	01/27/2022	39.52	39.64	0.12	684.02
MW-48	723.57	01/31/2022	ARP	ARP	ARP	ARP
MW-48	723.57	02/09/2022	ARP	ARP	ARP	ARP

Table 3
Summary of Monitoring Well Gauging Data

Colonial Pipeline Company
2020-L1-SR2448
Huntersville, North Carolina

Well ID	Top Of Casing Elevation[1]	Date	Depth to Free Product (ft btoc)	Depth to Groundwater (ft btoc)	Free Product Thickness (ft)	Groundwater Elevation[2] (ft btoc)
MW-48	723.57	02/14/2022	ARP	ARP	ARP	ARP
MW-48	723.57	02/24/2022	ND	40.64	0.00	682.93
MW-48	723.57	02/28/2022	ARP	ARP	ARP	ARP
MW-48	723.57	03/07/2022	ARP	ARP	ARP	ARP
MW-48	723.57	03/14/2022	ARP	ARP	ARP	ARP
MW-49						
MW-49	727.58	09/18/2020	ND	32.29	0.00	695.29
MW-49	727.58	09/28/2020	ND	33.63	0.00	693.95
MW-49	727.58	10/03/2020	ND	33.75	0.00	693.83
MW-49	727.58	10/19/2020	ND	33.73	0.00	693.85
MW-49	727.58	10/26/2020	ND	33.76	0.00	693.82
MW-49	727.58	11/09/2020	ND	33.69	0.00	693.89
MW-49	727.58	11/18/2020	ND	33.70	0.00	693.88
MW-49	727.58	11/23/2020	ND	33.55	0.00	694.03
MW-49	727.58	12/07/2020	ND	33.45	0.00	694.13
MW-49	727.58	12/21/2020	ND	33.49	0.00	694.09
MW-49	727.58	12/26/2020	ND	33.57	0.00	694.01
MW-49	727.58	01/10/2021	ND	33.53	0.00	694.05
MW-49	727.58	01/19/2021	ND	33.51	0.00	694.07
MW-49	727.58	01/25/2021	ND	33.34	0.00	694.24
MW-49	727.58	02/01/2021	ND	33.42	0.00	694.16
MW-49	727.58	02/08/2021	ND	33.65	0.00	693.93
MW-49	727.58	02/16/2021	ND	33.52	0.00	694.06
MW-49	727.58	02/22/2021	ND	33.37	0.00	694.21
MW-49	727.58	03/04/2021	ND	33.28	0.00	694.30
MW-49	727.58	03/08/2021	ND	33.36	0.00	694.22
MW-49	727.58	03/15/2021	ND	33.33	0.00	694.25
MW-49	727.58	03/22/2021	ND	33.31	0.00	694.27
MW-49	727.58	04/01/2021	ND	33.09	0.00	694.49
MW-49	727.58	04/12/2021	ND	32.84	0.00	694.74
MW-49	727.58	04/19/2021	ND	32.78	0.00	694.80
MW-49	727.58	04/29/2021	ND	32.75	0.00	694.83
MW-49	727.58	05/03/2021	ND	32.73	0.00	694.85
MW-49	727.58	05/10/2021	ND	32.92	0.00	694.66
MW-49	727.58	05/18/2021	ND	33.29	0.00	694.29
MW-49	727.58	05/26/2021	ND	33.41	0.00	694.17
MW-49	727.58	05/31/2021	ND	33.71	0.00	693.87
MW-49	727.58	06/07/2021	ND	33.81	0.00	693.77
MW-49	727.58	06/14/2021	ND	34.03	0.00	693.55
MW-49	727.58	06/21/2021	ND	34.08	0.00	693.50
MW-49	727.58	07/01/2021	ND	34.34	0.00	693.24
MW-49	727.58	07/06/2021	ND	34.62	0.00	692.96
MW-49	727.58	07/14/2021	ND	37.77	0.00	689.81
MW-49	727.58	07/28/2021	ND	35.02	0.00	692.56
MW-49	727.58	08/02/2021	ND	35.26	0.00	692.32

Table 3
Summary of Monitoring Well Gauging Data

Colonial Pipeline Company
2020-L1-SR2448
Huntersville, North Carolina

Well ID	Top Of Casing Elevation[1]	Date	Depth to Free Product (ft btoc)	Depth to Groundwater (ft btoc)	Free Product Thickness (ft)	Groundwater Elevation[2] (ft btoc)
MW-49	727.58	08/16/2021	ND	35.49	0.00	692.09
MW-49	727.58	08/26/2021	ND	35.63	0.00	691.95
MW-49	727.58	08/30/2021	ND	35.76	0.00	691.82
MW-49	727.58	09/14/2021	ND	36.04	0.00	691.54
MW-49	727.58	09/23/2021	ND	36.24	0.00	691.34
MW-49	727.58	10/06/2021	ND	36.52	0.00	691.06
MW-49	727.58	10/12/2021	ND	36.70	0.00	690.88
MW-49	727.58	10/18/2021	ND	36.85	0.00	690.73
MW-49	727.58	10/27/2021	ND	37.02	0.00	690.56
MW-49	727.58	11/01/2021	ND	37.18	0.00	690.40
MW-49	727.58	11/22/2021	ND	37.52	0.00	690.06
MW-49	727.58	11/30/2021	ND	37.71	0.00	689.87
MW-49	727.58	12/06/2021	ND	37.72	0.00	689.86
MW-49	727.58	12/13/2021	ND	37.98	0.00	689.60
MW-49	727.58	12/20/2021	ND	38.11	0.00	689.47
MW-49	727.58	12/28/2021	ND	38.19	0.00	689.39
MW-49	727.58	01/04/2022	ND	38.43	0.00	689.15
MW-49	727.58	01/10/2022	ND	38.58	0.00	689.00
MW-49	727.58	01/27/2022	ND	38.58	0.00	689.00
MW-49	727.58	01/31/2022	ND	38.66	0.00	688.92
MW-49	727.58	02/09/2022	ND	38.80	0.00	688.78
MW-49	727.58	02/14/2022	ND	38.93	0.00	688.65
MW-49	727.58	02/24/2022	ND	39.01	0.00	688.57
MW-49	727.58	02/28/2022	ND	39.15	0.00	688.43
MW-49	727.58	03/07/2022	ND	39.23	0.00	688.35
MW-49	727.58	03/14/2022	ND	39.27	0.00	688.31
MW-50						
MW-50	731.14	09/18/2020	ND	35.04	0.00	696.10
MW-50	731.14	09/28/2020	ND	36.74	0.00	694.40
MW-50	731.14	10/03/2020	ND	36.85	0.00	694.29
MW-50	731.14	10/19/2020	ND	36.88	0.00	694.26
MW-50	731.14	10/26/2020	ND	36.94	0.00	694.20
MW-50	731.14	11/09/2020	ND	36.90	0.00	694.24
MW-50	731.14	11/18/2020	ND	36.99	0.00	694.15
MW-50	731.14	11/23/2020	ND	36.86	0.00	694.28
MW-50	731.14	12/07/2020	ND	36.81	0.00	694.33
MW-50	731.14	12/21/2020	ND	36.84	0.00	694.30
MW-50	731.14	12/26/2020	ND	36.95	0.00	694.19
MW-50	731.14	01/10/2021	ND	36.95	0.00	694.19
MW-50	731.14	01/19/2021	ND	36.95	0.00	694.19
MW-50	731.14	01/25/2021	ND	36.92	0.00	694.22
MW-50	731.14	02/01/2021	ND	36.91	0.00	694.23
MW-50	731.14	02/08/2021	ND	37.67	0.00	693.47
MW-50	731.14	02/16/2021	ND	37.58	0.00	693.56
MW-50	731.14	02/22/2021	ND	37.34	0.00	693.80

Table 3
Summary of Monitoring Well Gauging Data

Colonial Pipeline Company
2020-L1-SR2448
Huntersville, North Carolina

Well ID	Top Of Casing Elevation[1]	Date	Depth to Free Product (ft btoc)	Depth to Groundwater (ft btoc)	Free Product Thickness (ft)	Groundwater Elevation[2] (ft btoc)
MW-50	731.14	03/04/2021	ND	37.19	0.00	693.95
MW-50	731.14	03/08/2021	ND	37.20	0.00	693.94
MW-50	731.14	03/15/2021	ND	37.47	0.00	693.67
MW-50	731.14	03/22/2021	ND	37.16	0.00	693.98
MW-50	731.14	04/01/2021	ND	36.93	0.00	694.21
MW-50	731.14	04/12/2021	ND	36.68	0.00	694.46
MW-50	731.14	04/19/2021	ND	36.91	0.00	694.23
MW-50	731.14	04/29/2021	ND	36.69	0.00	694.45
MW-50	731.14	05/03/2021	ND	36.83	0.00	694.31
MW-50	731.14	05/10/2021	ND	37.14	0.00	694.00
MW-50	731.14	05/18/2021	ND	37.54	0.00	693.60
MW-50	731.14	05/26/2021	ND	37.48	0.00	693.66
MW-50	731.14	05/31/2021	ND	38.01	0.00	693.13
MW-50	731.14	06/07/2021	ND	38.18	0.00	692.96
MW-50	731.14	06/14/2021	ND	38.34	0.00	692.80
MW-50	731.14	06/21/2021	ND	38.12	0.00	693.02
MW-50	731.14	07/01/2021	ND	38.43	0.00	692.71
MW-50	731.14	07/06/2021	ND	38.95	0.00	692.19
MW-50	731.14	07/14/2021	ND	38.94	0.00	692.20
MW-50	731.14	07/28/2021	ND	39.10	0.00	692.04
MW-50	731.14	08/02/2021	ND	39.57	0.00	691.57
MW-50	731.14	08/16/2021	ND	39.79	0.00	691.35
MW-50	731.14	08/26/2021	ND	39.74	0.00	691.40
MW-50	731.14	08/30/2021	ND	40.00	0.00	691.14
MW-50	731.14	09/14/2021	ND	42.20	0.00	688.94
MW-50	731.14	09/23/2021	ND	40.26	0.00	690.88
MW-50	731.14	10/06/2021	ND	40.53	0.00	690.61
MW-50	731.14	10/12/2021	ND	40.80	0.00	690.34
MW-50	731.14	10/18/2021	ND	40.95	0.00	690.19
MW-50	731.14	10/27/2021	ND	40.95	0.00	690.19
MW-50	731.14	11/01/2021	ND	41.21	0.00	689.93
MW-50	731.14	11/22/2021	ND	41.52	0.00	689.62
MW-50	731.14	11/30/2021	ND	41.65	0.00	689.49
MW-50	731.14	12/06/2021	ND	41.69	0.00	689.45
MW-50	731.14	12/13/2021	ND	41.87	0.00	689.27
MW-50	731.14	12/20/2021	ND	42.03	0.00	689.11
MW-50	731.14	12/28/2021	ND	41.94	0.00	689.20
MW-50	731.14	01/04/2022	ND	42.32	0.00	688.82
MW-50	731.14	01/10/2022	ND	42.41	0.00	688.73
MW-50	731.14	01/27/2022	ND	42.26	0.00	688.88
MW-50	731.14	01/31/2022	ND	42.45	0.00	688.69
MW-50	731.14	02/09/2022	ND	42.63	0.00	688.51
MW-50	731.14	02/14/2022	ND	42.78	0.00	688.36
MW-50	731.14	02/24/2022	ND	42.76	0.00	688.38
MW-50	731.14	02/28/2022	ND	43.02	0.00	688.12

Table 3
Summary of Monitoring Well Gauging Data

Colonial Pipeline Company
2020-L1-SR2448
Huntersville, North Carolina

Well ID	Top Of Casing Elevation[1]	Date	Depth to Free Product (ft btoc)	Depth to Groundwater (ft btoc)	Free Product Thickness (ft)	Groundwater Elevation[2] (ft btoc)
MW-50	731.14	03/07/2022	ND	43.11	0.00	688.03
MW-50	731.14	03/14/2022	ND	43.04	0.00	688.10
MW-51						
MW-51	731.20	09/18/2020	ND	31.34	0.00	699.86
MW-51	731.20	09/28/2020	ND	37.08	0.00	694.12
MW-51	731.20	10/03/2020	ND	37.18	0.00	694.02
MW-51	731.20	10/19/2020	ND	37.18	0.00	694.02
MW-51	731.20	10/26/2020	ND	37.19	0.00	694.01
MW-51	731.20	11/09/2020	ND	37.18	0.00	694.02
MW-51	731.20	11/18/2020	ND	37.27	0.00	693.93
MW-51	731.20	11/23/2020	ND	37.10	0.00	694.10
MW-51	731.20	12/07/2020	ND	37.03	0.00	694.17
MW-51	731.20	12/21/2020	ND	37.08	0.00	694.12
MW-51	731.20	12/26/2020	ND	37.18	0.00	694.02
MW-51	731.20	01/10/2021	ND	37.20	0.00	694.00
MW-51	731.20	01/19/2021	ND	37.19	0.00	694.01
MW-51	731.20	01/25/2021	ND	37.07	0.00	694.13
MW-51	731.20	02/01/2021	ND	37.16	0.00	694.04
MW-51	731.20	02/08/2021	ND	37.51	0.00	693.69
MW-51	731.20	02/16/2021	ND	37.38	0.00	693.82
MW-51	731.20	02/22/2021	ND	37.29	0.00	693.91
MW-51	731.20	03/04/2021	ND	37.22	0.00	693.98
MW-51	731.20	03/08/2021	ND	37.31	0.00	693.89
MW-51	731.20	03/15/2021	ND	37.31	0.00	693.89
MW-51	731.20	03/22/2021	ND	37.30	0.00	693.90
MW-51	731.20	04/01/2021	ND	37.09	0.00	694.11
MW-51	731.20	04/12/2021	ND	36.86	0.00	694.34
MW-51	731.20	04/09/2021	ND	36.85	0.00	694.35
MW-51	731.20	04/29/2021	ND	36.79	0.00	694.41
MW-51	731.20	05/03/2021	ND	36.76	0.00	694.44
MW-51	731.20	05/10/2021	ND	36.96	0.00	694.24
MW-51	731.20	05/18/2021	ND	37.36	0.00	693.84
MW-51	731.20	05/26/2021	ND	37.46	0.00	693.74
MW-51	731.20	05/31/2021	ND	37.78	0.00	693.42
MW-51	731.20	06/07/2021	ND	37.93	0.00	693.27
MW-51	731.20	06/14/2021	ND	37.86	0.00	693.34
MW-51	731.20	06/21/2021	ND	38.07	0.00	693.13
MW-51	731.20	07/01/2021	ND	38.38	0.00	692.82
MW-51	731.20	07/06/2021	ND	38.74	0.00	692.46
MW-51	731.20	07/14/2021	ND	38.87	0.00	692.33
MW-51	731.20	07/28/2021	ND	39.15	0.00	692.05
MW-51	731.20	08/02/2021	ND	39.37	0.00	691.83
MW-51	731.20	08/16/2021	ND	39.58	0.00	691.62
MW-51	731.20	08/26/2021	ND	39.72	0.00	691.48
MW-51	731.20	08/30/2021	ND	39.84	0.00	691.36

Table 3
Summary of Monitoring Well Gauging Data

Colonial Pipeline Company
2020-L1-SR2448
Huntersville, North Carolina

Well ID	Top Of Casing Elevation[1]	Date	Depth to Free Product (ft btoc)	Depth to Groundwater (ft btoc)	Free Product Thickness (ft)	Groundwater Elevation[2] (ft btoc)
MW-51	731.20	09/14/2021	ND	40.10	0.00	691.10
MW-51	731.20	09/23/2021	ND	40.24	0.00	690.96
MW-51	731.20	10/06/2021	ND	40.53	0.00	690.67
MW-51	731.20	10/12/2021	ND	40.73	0.00	690.47
MW-51	731.20	10/18/2021	ND	40.88	0.00	690.32
MW-51	731.20	10/27/2021	ND	41.00	0.00	690.20
MW-51	731.20	11/01/2021	ND	41.17	0.00	690.03
MW-51	731.20	11/22/2021	ND	41.50	0.00	689.70
MW-51	731.20	11/30/2021	ND	41.70	0.00	689.50
MW-51	731.20	12/06/2021	ND	41.75	0.00	689.45
MW-51	731.20	12/13/2021	ND	41.96	0.00	689.24
MW-51	731.20	12/20/2021	ND	42.05	0.00	689.15
MW-51	731.20	12/28/2021	ND	42.08	0.00	689.12
MW-51	731.20	01/04/2022	ND	42.38	0.00	688.82
MW-51	731.20	01/10/2022	ND	42.99	0.00	688.21
MW-51	731.20	01/27/2022	ND	42.49	0.00	688.71
MW-51	731.20	01/31/2022	ND	42.60	0.00	688.60
MW-51	731.20	02/09/2022	ND	42.77	0.00	688.43
MW-51	731.20	02/14/2022	ND	42.88	0.00	688.32
MW-51	731.20	02/24/2022	ND	42.95	0.00	688.25
MW-51	731.20	02/28/2022	ND	43.10	0.00	688.10
MW-51	731.20	03/07/2022	ND	43.21	0.00	687.99
MW-51	731.20	03/14/2022	ND	43.25	0.00	687.95
MW-52						
MW-52	722.94	10/03/2020	ND	33.48	0.00	689.46
MW-52	722.94	10/19/2020	ND	33.56	0.00	689.38
MW-52	722.94	10/21/2020	ND	35.56	0.00	687.38
MW-52	722.94	10/26/2020	ND	33.60	0.00	689.34
MW-52	722.94	11/09/2020	ND	33.52	0.00	689.42
MW-52	722.94	11/18/2020	ND	33.59	0.00	689.35
MW-52	722.94	11/23/2020	ND	33.51	0.00	689.43
MW-52	722.94	12/07/2020	ND	33.36	0.00	689.58
MW-52	722.94	12/21/2020	ND	33.54	0.00	689.40
MW-52	722.94	12/26/2020	ND	33.49	0.00	689.45
MW-52	722.94	01/10/2021	ND	33.58	0.00	689.36
MW-52	722.94	01/19/2021	ND	33.89	0.00	689.05
MW-52	722.94	01/25/2021	ND	33.83	0.00	689.11
MW-52	722.94	02/01/2021	ND	33.72	0.00	689.22
MW-52	722.94	02/08/2021	ND	34.31	0.00	688.63
MW-52	722.94	02/16/2021	ND	33.91	0.00	689.03
MW-52	722.94	02/22/2021	ND	33.83	0.00	689.11
MW-52	722.94	03/04/2021	ND	33.44	0.00	689.50
MW-52	722.94	03/08/2021	ND	33.78	0.00	689.16
MW-52	722.94	03/15/2021	ND	33.78	0.00	689.16
MW-52	722.94	03/22/2021	ND	33.66	0.00	689.28

Table 3
Summary of Monitoring Well Gauging Data

Colonial Pipeline Company
2020-L1-SR2448
Huntersville, North Carolina

Well ID	Top Of Casing Elevation[1]	Date	Depth to Free Product (ft btoc)	Depth to Groundwater (ft btoc)	Free Product Thickness (ft)	Groundwater Elevation[2] (ft btoc)
MW-52	722.94	04/01/2021	ND	33.34	0.00	689.60
MW-52	722.94	04/12/2021	ND	24.45	0.00	698.49
MW-52	722.94	04/19/2021	ND	33.47	0.00	689.47
MW-52	722.94	04/29/2021	ND	33.14	0.00	689.80
MW-52	722.94	05/03/2021	ND	33.39	0.00	689.55
MW-52	722.94	05/10/2021	ND	33.30	0.00	689.64
MW-52	722.94	05/18/2021	ND	33.18	0.00	689.76
MW-52	722.94	05/26/2021	ND	33.05	0.00	689.89
MW-52	722.94	05/31/2021	ND	33.24	0.00	689.70
MW-52	722.94	06/07/2021	ND	33.40	0.00	689.54
MW-52	722.94	06/14/2021	ND	33.55	0.00	689.39
MW-52	722.94	06/21/2021	ND	33.73	0.00	689.21
MW-52	722.94	07/01/2021	ND	33.61	0.00	689.33
MW-52	722.94	07/06/2021	ND	34.22	0.00	688.72
MW-52	722.94	07/14/2021	ND	34.03	0.00	688.91
MW-52	722.94	07/28/2021	ND	34.84	0.00	688.10
MW-52	722.94	08/02/2021	ND	35.10	0.00	687.84
MW-52	722.94	08/16/2021	ND	35.39	0.00	687.55
MW-52	722.94	08/26/2021	ND	35.30	0.00	687.64
MW-52	722.94	08/30/2021	ND	35.74	0.00	687.20
MW-52	722.94	09/14/2021	ND	36.21	0.00	686.73
MW-52	722.94	09/23/2021	ND	36.10	0.00	686.84
MW-52	722.94	10/06/2021	ND	36.70	0.00	686.24
MW-52	722.94	10/12/2021	ND	36.88	0.00	686.06
MW-52	722.94	10/18/2021	ND	37.03	0.00	685.91
MW-52	722.94	10/27/2021	ND	36.85	0.00	686.09
MW-52	722.94	11/01/2021	ND	37.07	0.00	685.87
MW-52	722.94	11/22/2021	ND	37.40	0.00	685.54
MW-52	722.94	11/30/2021	ND	37.66	0.00	685.28
MW-52	722.94	12/06/2021	ND	37.80	0.00	685.14
MW-52	722.94	12/13/2021	ND	37.93	0.00	685.01
MW-52	722.94	12/20/2021	ND	38.30	0.00	684.64
MW-52	722.94	12/28/2021	ND	38.28	0.00	684.66
MW-52	722.94	01/04/2022	ND	38.79	0.00	684.15
MW-52	722.94	01/10/2022	ND	39.09	0.00	683.85
MW-52	722.94	01/27/2022	ND	39.24	0.00	683.70
MW-52	722.94	01/31/2022	ND	39.41	0.00	683.53
MW-52	722.94	02/09/2022	ND	39.80	0.00	683.14
MW-52	722.94	02/14/2022	ND	40.07	0.00	682.87
MW-52	722.94	02/24/2022	ND	40.30	0.00	682.64
MW-52	722.94	02/28/2022	ND	40.51	0.00	682.43
MW-52	722.94	03/07/2022	ND	40.74	0.00	682.20
MW-52	722.94	03/14/2022	ND	40.83	0.00	682.11

Table 3
Summary of Monitoring Well Gauging Data

Colonial Pipeline Company
2020-L1-SR2448
Huntersville, North Carolina

Well ID	Top Of Casing Elevation[1]	Date	Depth to Free Product (ft btoc)	Depth to Groundwater (ft btoc)	Free Product Thickness (ft)	Groundwater Elevation[2] (ft btoc)
MW-53						
MW-53	707.49	10/03/2020	ND	29.76	0.00	677.73
MW-53	707.49	10/19/2020	ND	25.59	0.00	681.90
MW-53	707.49	10/26/2020	ND	25.51	0.00	681.98
MW-53	707.49	11/09/2020	ND	25.40	0.00	682.09
MW-53	707.49	11/18/2020	ND	25.20	0.00	682.29
MW-53	707.49	11/23/2020	ND	25.07	0.00	682.42
MW-53	707.49	12/07/2020	ND	24.86	0.00	682.63
MW-53	707.49	12/21/2020	ND	24.78	0.00	682.71
MW-53	707.49	12/26/2020	ND	27.74	0.00	679.75
MW-53	707.49	01/10/2021	ND	24.70	0.00	682.79
MW-53	707.49	01/19/2021	ND	25.10	0.00	682.39
MW-53	707.49	01/25/2021	ND	25.27	0.00	682.22
MW-53	707.49	02/01/2021	ND	25.20	0.00	682.29
MW-53	707.49	02/08/2021	ND	25.36	0.00	682.13
MW-53	707.49	02/16/2021	ND	24.86	0.00	682.63
MW-53	707.49	02/22/2021	ND	24.32	0.00	683.17
MW-53	707.49	03/04/2021	ND	24.14	0.00	683.35
MW-53	707.49	03/08/2021	ND	24.48	0.00	683.01
MW-53	707.49	03/15/2021	ND	24.56	0.00	682.93
MW-53	707.49	03/22/2021	ND	24.38	0.00	683.11
MW-53	707.49	04/01/2021	ND	23.79	0.00	683.70
MW-53	707.49	04/12/2021	ND	24.26	0.00	683.23
MW-53	707.49	04/19/2021	ND	24.64	0.00	682.85
MW-53	707.49	04/29/2021	ND	24.90	0.00	682.59
MW-53	707.49	05/03/2021	ND	24.96	0.00	682.53
MW-53	707.49	05/10/2021	ND	25.18	0.00	682.31
MW-53	707.49	05/18/2021	ND	25.42	0.00	682.07
MW-53	707.49	05/26/2021	ND	25.55	0.00	681.94
MW-53	707.49	05/31/2021	ND	25.86	0.00	681.63
MW-53	707.49	06/07/2021	ND	26.16	0.00	681.33
MW-53	707.49	06/14/2021	ND	26.26	0.00	681.23
MW-53	707.49	06/21/2021	ND	26.44	0.00	681.05
MW-53	707.49	07/01/2021	ND	27.59	0.00	679.90
MW-53	707.49	07/06/2021	ND	26.83	0.00	680.66
MW-53	707.49	07/14/2021	ND	26.90	0.00	680.59
MW-53	707.49	07/28/2021	ND	27.43	0.00	680.06
MW-53	707.49	08/02/2021	ND	27.75	0.00	679.74
MW-53	707.49	08/16/2021	ND	28.38	0.00	679.11
MW-53	707.49	08/26/2021	ND	28.84	0.00	678.65
MW-53	707.49	08/30/2021	ND	29.23	0.00	678.26
MW-53	707.49	09/14/2021	ND	30.02	0.00	677.47
MW-53	707.49	09/23/2021	ND	30.30	0.00	677.19
MW-53	707.49	10/06/2021	ND	31.31	0.00	676.18
MW-53	707.49	10/12/2021	ND	31.60	0.00	675.89

Table 3
Summary of Monitoring Well Gauging Data

Colonial Pipeline Company
2020-L1-SR2448
Huntersville, North Carolina

Well ID	Top Of Casing Elevation[1]	Date	Depth to Free Product (ft btoc)	Depth to Groundwater (ft btoc)	Free Product Thickness (ft)	Groundwater Elevation[2] (ft btoc)
MW-53	707.49	10/18/2021	ND	31.93	0.00	675.56
MW-53	707.49	10/27/2021	ND	32.07	0.00	675.42
MW-53	707.49	11/01/2021	ND	32.25	0.00	675.24
MW-53	707.49	11/22/2021	ND	34.04	0.00	673.45
MW-53	707.49	11/30/2021	ND	34.23	0.00	673.26
MW-53	707.49	12/06/2021	ND	34.65	0.00	672.84
MW-53	707.49	12/13/2021	ND	34.90	0.00	672.59
MW-53	707.49	12/20/2021	ND	35.16	0.00	672.33
MW-53	707.49	12/28/2021	ND	34.69	0.00	672.80
MW-53	707.49	01/04/2022	ND	35.33	0.00	672.16
MW-53	707.49	01/10/2022	ND	35.50	0.00	671.99
MW-53	707.49	01/27/2022	ND	35.07	0.00	672.42
MW-53	707.49	01/31/2022	ND	35.03	0.00	672.46
MW-53	707.49	02/09/2022	ND	35.24	0.00	672.25
MW-53	707.49	02/14/2022	ND	35.49	0.00	672.00
MW-53	707.49	02/24/2022	ND	35.16	0.00	672.33
MW-53	707.49	02/28/2022	ND	35.01	0.00	672.48
MW-53	707.49	03/07/2022	ND	35.70	0.00	671.79
MW-53	707.49	03/14/2022	ND	35.38	0.00	672.11
MW-54						
MW-54	707.97	10/03/2020	ND	25.60	0.00	682.37
MW-54	707.97	10/19/2020	ND	25.41	0.00	682.56
MW-54	707.97	10/26/2020	ND	25.35	0.00	682.62
MW-54	707.97	11/09/2020	ND	25.26	0.00	682.71
MW-54	707.97	11/18/2020	ND	25.16	0.00	682.81
MW-54	707.97	11/23/2020	ND	25.06	0.00	682.91
MW-54	707.97	12/07/2020	ND	24.79	0.00	683.18
MW-54	707.97	12/21/2020	ND	24.74	0.00	683.23
MW-54	707.97	12/26/2020	ND	24.74	0.00	683.23
MW-54	707.97	01/10/2021	ND	24.61	0.00	683.36
MW-54	707.97	01/19/2021	ND	24.96	0.00	683.01
MW-54	707.97	01/25/2021	ND	25.08	0.00	682.89
MW-54	707.97	02/01/2021	ND	25.08	0.00	682.89
MW-54	707.97	02/08/2021	ND	25.27	0.00	682.70
MW-54	707.97	02/16/2021	ND	24.82	0.00	683.15
MW-54	707.97	02/22/2021	ND	24.41	0.00	683.56
MW-54	707.97	03/04/2021	ND	24.07	0.00	683.90
MW-54	707.97	03/08/2021	ND	24.43	0.00	683.54
MW-54	707.97	03/15/2021	ND	24.45	0.00	683.52
MW-54	707.97	03/22/2021	ND	24.61	0.00	683.36
MW-54	707.97	04/01/2021	ND	24.01	0.00	683.96
MW-54	707.97	04/12/2021	ND	24.34	0.00	683.63
MW-54	707.97	04/19/2021	ND	24.71	0.00	683.26
MW-54	707.97	04/29/2021	ND	24.86	0.00	683.11
MW-54	707.97	05/03/2021	ND	24.82	0.00	683.15

Table 3
Summary of Monitoring Well Gauging Data

Colonial Pipeline Company
2020-L1-SR2448
Huntersville, North Carolina

Well ID	Top Of Casing Elevation[1]	Date	Depth to Free Product (ft btoc)	Depth to Groundwater (ft btoc)	Free Product Thickness (ft)	Groundwater Elevation[2] (ft btoc)
MW-54	707.97	05/10/2021	ND	25.20	0.00	682.77
MW-54	707.97	05/18/2021	ND	25.53	0.00	682.44
MW-54	707.97	05/26/2021	ND	25.56	0.00	682.41
MW-54	707.97	05/31/2021	ND	25.93	0.00	682.04
MW-54	707.97	06/07/2021	ND	26.27	0.00	681.70
MW-54	707.97	06/14/2021	ND	26.33	0.00	681.64
MW-54	707.97	06/21/2021	ND	26.52	0.00	681.45
MW-54	707.97	07/01/2021	ND	26.63	0.00	681.34
MW-54	707.97	07/06/2021	ND	26.91	0.00	681.06
MW-54	707.97	07/14/2021	ND	26.92	0.00	681.05
MW-54	707.97	07/28/2021	ND	27.55	0.00	680.42
MW-54	707.97	08/02/2021	ND	28.01	0.00	679.96
MW-54	707.97	08/16/2021	28.64	28.84	0.20	679.28
MW-54	707.97	08/26/2021	29.00	29.28	0.28	678.90
MW-54	707.97	08/30/2021	29.63	30.10	0.47	678.21
MW-54	707.97	09/16/2021	30.54	31.08	0.54	677.29
MW-54	707.97	09/23/2021	30.91	31.63	0.72	676.87
MW-54	707.97	10/06/2021	ARP	ARP	ARP	ARP
MW-54	707.97	10/12/2021	ARP	ARP	ARP	ARP
MW-54	707.97	10/18/2021	ARP	ARP	ARP	ARP
MW-54	707.97	10/27/2021	32.64	34.26	1.62	674.90
MW-54	707.97	11/01/2021	ARP	ARP	ARP	ARP
MW-54	708.50	11/30/2021	34.95	35.05	0.10	673.53
MW-54	708.50	12/06/2021	ARP	ARP	ARP	ARP
MW-54	708.50	12/13/2021	ARP	ARP	ARP	ARP
MW-54	708.50	12/20/2021	ARP	ARP	ARP	ARP
MW-54	708.50	12/28/2021	35.65	35.74	0.09	672.83
MW-54	708.50	01/04/2022	ARP	ARP	ARP	ARP
MW-54	708.50	01/10/2022	ARP	ARP	ARP	ARP
MW-54	708.50	01/27/2022	35.96	36.08	0.12	672.51
MW-54	708.50	01/31/2022	ARP	ARP	ARP	ARP
MW-54	708.50	02/09/2022	ARP	ARP	ARP	ARP
MW-54	708.50	02/14/2022	ARP	ARP	ARP	ARP
MW-54	708.50	02/24/2022	36.12	36.19	0.07	672.37
MW-54	708.50	02/28/2022	ARP	ARP	ARP	ARP
MW-54	708.50	03/07/2022	ND	ND	ND	ND
MW-54	708.50	03/14/2022	ARP	ARP	ARP	ARP
MW-55						
MW-55	745.50	10/03/2020	ND	55.30	0.00	690.20
MW-55	745.50	10/19/2020	ND	53.23	0.00	692.27
MW-55	745.50	10/26/2020	ND	53.20	0.00	692.30
MW-55	745.50	11/09/2020	ND	53.28	0.00	692.22
MW-55	745.50	11/18/2020	ND	53.63	0.00	691.87
MW-55	745.50	11/23/2020	ND	53.29	0.00	692.21
MW-55	745.50	12/07/2020	ARP	ARP	ARP	ARP

Table 3
Summary of Monitoring Well Gauging Data

Colonial Pipeline Company
2020-L1-SR2448
Huntersville, North Carolina

Well ID	Top Of Casing Elevation[1]	Date	Depth to Free Product (ft btoc)	Depth to Groundwater (ft btoc)	Free Product Thickness (ft)	Groundwater Elevation[2] (ft btoc)
MW-55	745.50	12/21/2020	ARP	ARP	ARP	ARP
MW-55	745.50	12/26/2020	51.17	53.54	2.37	693.70
MW-55	745.50	01/10/2021	ARP	ARP	ARP	ARP
MW-55	745.50	01/19/2021	ARP	ARP	ARP	ARP
MW-55	745.50	01/25/2021	ARP	ARP	ARP	ARP
MW-55	745.50	02/01/2021	51.41	54.29	2.88	693.32
MW-55	745.50	02/08/2021	ARP	ARP	ARP	ARP
MW-55	745.50	02/16/2021	ARP	ARP	ARP	ARP
MW-55	745.50	02/22/2021	ARP	ARP	ARP	ARP
MW-55	743.95	03/04/2021	51.43	54.04	2.61	691.82
MW-55	743.95	03/15/2021	ARP	ARP	ARP	ARP
MW-55	743.95	03/22/2021	ARP	ARP	ARP	ARP
MW-55	743.95	04/01/2021	51.71	54.01	2.30	691.63
MW-55	743.95	04/12/2021	ARP	ARP	ARP	ARP
MW-55	743.95	04/19/2021	ARP	ARP	ARP	ARP
MW-55	743.95	04/29/2021	51.91	53.36	1.45	691.65
MW-55	743.95	05/03/2021	ARP	ARP	ARP	ARP
MW-55	743.95	05/10/2021	ARP	ARP	ARP	ARP
MW-55	743.95	05/18/2021	ARP	ARP	ARP	ARP
MW-55	743.95	05/26/2021	51.85	53.64	1.79	691.62
MW-55	743.95	05/31/2021	ARP	ARP	ARP	ARP
MW-55	743.95	06/07/2021	ARP	ARP	ARP	ARP
MW-55	743.95	06/14/2021	ARP	ARP	ARP	ARP
MW-55	743.95	06/21/2021	ARP	ARP	ARP	ARP
MW-55	743.95	07/01/2021	52.77	52.93	0.16	691.14
MW-55	743.95	07/06/2021	ARP	ARP	ARP	ARP
MW-55	743.95	07/14/2021	52.88	53.02	0.14	691.03
MW-55	743.95	07/28/2021	53.12	53.29	0.17	690.78
MW-55	743.95	08/16/2021	ARP	ARP	ARP	ARP
MW-55	743.95	08/26/2021	53.63	53.85	0.22	690.26
MW-55	743.95	08/30/2021	ARP	ARP	ARP	ARP
MW-55	743.95	09/16/2021	54.03	54.52	0.49	689.79
MW-55	743.95	09/23/2021	54.21	54.72	0.51	689.60
MW-55	743.95	10/06/2021	ARP	ARP	ARP	ARP
MW-55	743.95	10/12/2021	ARP	ARP	ARP	ARP
MW-55	743.95	10/18/2021	ARP	ARP	ARP	ARP
MW-55	743.95	10/27/2021	54.97	55.48	0.51	688.84
MW-55	743.95	11/01/2021	ARP	ARP	ARP	ARP
MW-55	743.95	11/30/2021	55.90	56.52	0.62	687.88
MW-55	743.95	12/06/2021	ARP	ARP	ARP	ARP
MW-55	743.95	12/13/2021	ARP	ARP	ARP	ARP
MW-55	743.95	12/20/2021	ARP	ARP	ARP	ARP
MW-55	743.95	12/28/2021	56.57	56.90	0.33	687.29
MW-55	743.95	01/04/2022	ARP	ARP	ARP	ARP
MW-55	743.95	01/10/2022	ARP	ARP	ARP	ARP

Table 3
Summary of Monitoring Well Gauging Data

Colonial Pipeline Company
2020-L1-SR2448
Huntersville, North Carolina

Well ID	Top Of Casing Elevation[1]	Date	Depth to Free Product (ft btoc)	Depth to Groundwater (ft btoc)	Free Product Thickness (ft)	Groundwater Elevation[2] (ft btoc)
MW-55	743.95	01/27/2022	57.08	57.27	0.19	686.82
MW-55	743.95	01/31/2022	ARP	ARP	ARP	ARP
MW-55	743.95	02/09/2022	ARP	ARP	ARP	ARP
MW-55	743.95	02/14/2022	ARP	ARP	ARP	ARP
MW-55	743.95	02/24/2022	57.79	58.03	0.24	686.09
MW-55	743.95	02/28/2022	ARP	ARP	ARP	ARP
MW-55	743.95	03/07/2022	ND	ND	ND	ND
MW-55	743.95	03/14/2022	ARP	ARP	ARP	ARP
MW-56						
MW-56	681.53	10/03/2020	ND	12.27	0.00	669.26
MW-56	681.53	10/19/2020	ND	11.86	0.00	669.67
MW-56	681.53	10/26/2020	ND	11.76	0.00	669.77
MW-56	681.53	11/09/2020	ND	11.36	0.00	670.17
MW-56	681.53	11/18/2020	ND	11.11	0.00	670.42
MW-56	681.53	11/23/2020	ND	10.95	0.00	670.58
MW-56	681.53	12/07/2020	ND	10.49	0.00	671.04
MW-56	681.53	12/21/2020	ND	10.16	0.00	671.37
MW-56	681.53	12/26/2020	ND	10.30	0.00	671.23
MW-56	681.53	01/10/2021	ND	10.04	0.00	671.49
MW-56	681.53	01/19/2021	ND	10.03	0.00	671.50
MW-56	681.53	01/25/2021	ND	9.82	0.00	671.71
MW-56	681.53	02/01/2021	ND	9.33	0.00	672.20
MW-56	681.53	02/08/2021	ND	9.68	0.00	671.85
MW-56	681.53	02/16/2021	ND	8.94	0.00	672.59
MW-56	681.53	02/22/2021	ND	5.72	0.00	675.81
MW-56	681.53	03/04/2021	ND	8.62	0.00	672.91
MW-56	681.53	03/08/2021	ND	8.99	0.00	672.54
MW-56	681.53	03/15/2021	ND	9.04	0.00	672.49
MW-56	681.53	03/22/2021	ND	8.61	0.00	672.92
MW-56	681.53	04/01/2021	ND	8.19	0.00	673.34
MW-56	681.53	04/12/2021	ND	8.28	0.00	673.25
MW-56	681.53	04/19/2021	ND	8.58	0.00	672.95
MW-56	681.53	04/29/2021	ND	8.88	0.00	672.65
MW-56	681.53	05/03/2021	ND	8.99	0.00	672.54
MW-56	681.53	05/10/2021	ND	9.28	0.00	672.25
MW-56	681.53	05/18/2021	ND	9.64	0.00	671.89
MW-56	681.53	05/26/2021	ND	10.04	0.00	671.49
MW-56	681.53	05/31/2021	ND	10.45	0.00	671.08
MW-56	681.53	06/07/2021	ND	10.65	0.00	670.88
MW-56	681.53	06/14/2021	ND	10.54	0.00	670.99
MW-56	681.53	06/21/2021	ND	10.74	0.00	670.79
MW-56	681.53	07/01/2021	ND	11.53	0.00	670.00
MW-56	681.53	07/06/2021	ND	11.29	0.00	670.24
MW-56	681.53	07/14/2021	ND	11.53	0.00	670.00
MW-56	681.53	07/28/2021	ND	11.43	0.00	670.10

Table 3
Summary of Monitoring Well Gauging Data

Colonial Pipeline Company
2020-L1-SR2448
Huntersville, North Carolina

Well ID	Top Of Casing Elevation[1]	Date	Depth to Free Product (ft btoc)	Depth to Groundwater (ft btoc)	Free Product Thickness (ft)	Groundwater Elevation[2] (ft btoc)
MW-56	681.53	08/02/2021	ND	11.70	0.00	669.83
MW-56	681.53	08/16/2021	ND	12.23	0.00	669.30
MW-56	681.53	08/26/2021	ND	12.34	0.00	669.19
MW-56	681.53	08/30/2021	ND	12.45	0.00	669.08
MW-56	681.53	09/14/2021	ND	13.15	0.00	668.38
MW-56	681.53	09/23/2021	ND	13.26	0.00	668.27
MW-56	681.53	10/06/2021	ND	13.70	0.00	667.83
MW-56	681.53	10/12/2021	ND	13.63	0.00	667.90
MW-56	681.53	10/18/2021	ND	13.88	0.00	667.65
MW-56	681.53	10/27/2021	ND	14.06	0.00	667.47
MW-56	681.53	11/01/2021	ND	14.11	0.00	667.42
MW-56	681.53	11/15/2021	ND	14.12	0.00	667.41
MW-56	681.53	11/22/2021	ND	13.95	0.00	667.58
MW-56	681.53	11/30/2021	ND	14.00	0.00	667.53
MW-56	681.53	12/06/2021	ND	13.97	0.00	667.56
MW-56	681.53	12/13/2021	ND	13.98	0.00	667.55
MW-56	681.53	12/20/2021	ND	14.01	0.00	667.52
MW-56	681.53	12/28/2021	ND	13.91	0.00	667.62
MW-56	681.53	01/04/2022	ND	13.75	0.00	667.78
MW-56	681.53	01/10/2022	ND	13.56	0.00	667.97
MW-56	681.53	01/27/2022	ND	13.20	0.00	668.33
MW-56	681.53	01/31/2022	ND	13.19	0.00	668.34
MW-56	681.53	02/09/2022	ND	12.84	0.00	668.69
MW-56	681.53	02/14/2022	ND	12.92	0.00	668.61
MW-56	681.53	02/24/2022	ND	12.92	0.00	668.61
MW-56	681.53	02/28/2022	ND	12.83	0.00	668.70
MW-56	681.53	03/07/2022	ND	12.67	0.00	668.86
MW-56	681.53	03/14/2022	ND	12.43	0.00	669.10
MW-57						
MW-57	687.07	10/03/2020	ND	13.71	0.00	673.36
MW-57	687.07	10/19/2020	ND	13.11	0.00	673.96
MW-57	687.07	10/26/2020	ND	13.05	0.00	674.02
MW-57	687.07	11/09/2020	ND	12.20	0.00	674.87
MW-57	687.07	11/18/2020	ND	12.25	0.00	674.82
MW-57	687.07	11/23/2020	ND	12.19	0.00	674.88
MW-57	687.07	12/07/2020	ND	11.64	0.00	675.43
MW-57	687.07	12/21/2020	ND	11.26	0.00	675.81
MW-57	687.07	12/26/2020	ND	11.20	0.00	675.87
MW-57	687.07	01/10/2021	ND	10.91	0.00	676.16
MW-57	687.07	01/19/2021	ND	10.96	0.00	676.11
MW-57	687.07	01/25/2021	ND	10.83	0.00	676.24
MW-57	687.07	02/01/2021	ND	10.21	0.00	676.86
MW-57	687.07	02/08/2021	ND	10.32	0.00	676.75
MW-57	687.07	02/16/2021	ND	9.53	0.00	677.54
MW-57	687.07	02/22/2021	ND	6.29	0.00	680.78

Table 3
Summary of Monitoring Well Gauging Data

Colonial Pipeline Company
2020-L1-SR2448
Huntersville, North Carolina

Well ID	Top Of Casing Elevation[1]	Date	Depth to Free Product (ft btoc)	Depth to Groundwater (ft btoc)	Free Product Thickness (ft)	Groundwater Elevation[2] (ft btoc)
MW-57	687.07	03/04/2021	ND	9.12	0.00	677.95
MW-57	687.07	03/08/2021	ND	9.46	0.00	677.61
MW-57	687.07	03/15/2021	ND	9.49	0.00	677.58
MW-57	687.07	03/22/2021	NM	NM	NM	NM
MW-57	687.07	04/01/2021	ND	8.09	0.00	678.98
MW-57	687.07	04/12/2021	ND	8.25	0.00	678.82
MW-57	687.07	04/19/2021	ND	8.52	0.00	678.55
MW-57	687.07	04/29/2021	ND	8.84	0.00	678.23
MW-57	687.07	05/03/2021	ND	8.98	0.00	678.09
MW-57	687.07	05/10/2021	ND	9.31	0.00	677.76
MW-57	687.07	05/18/2021	ND	10.73	0.00	676.34
MW-57	687.07	05/26/2021	ND	10.24	0.00	676.83
MW-57	687.07	05/31/2021	ND	10.66	0.00	676.41
MW-57	687.07	06/07/2021	ND	10.97	0.00	676.10
MW-57	687.07	06/14/2021	ND	10.95	0.00	676.12
MW-57	687.07	06/21/2021	ND	11.26	0.00	675.81
MW-57	687.07	07/01/2021	ND	11.64	0.00	675.43
MW-57	687.07	07/06/2021	ND	11.93	0.00	675.14
MW-57	687.07	07/14/2021	ND	12.27	0.00	674.80
MW-57	687.07	07/28/2021	ND	12.31	0.00	674.76
MW-57	687.07	08/02/2021	ND	12.59	0.00	674.48
MW-57	687.07	08/16/2021	ND	13.25	0.00	673.82
MW-57	687.07	08/26/2021	ND	13.45	0.00	673.62
MW-57	687.07	08/30/2021	ND	13.63	0.00	673.44
MW-57	687.07	09/14/2021	ND	14.44	0.00	672.63
MW-57	687.07	09/23/2021	ND	14.67	0.00	672.40
MW-57	687.07	10/06/2021	ND	15.20	0.00	671.87
MW-57	687.07	10/12/2021	ND	15.21	0.00	671.86
MW-57	687.07	10/18/2021	ND	15.48	0.00	671.59
MW-57	687.07	10/27/2021	ND	15.76	0.00	671.31
MW-57	687.07	11/01/2021	ND	15.81	0.00	671.26
MW-57	687.07	11/15/2021	ND	15.97	0.00	671.10
MW-57	687.07	11/22/2021	ND	15.93	0.00	671.14
MW-57	687.07	11/30/2021	ND	16.04	0.00	671.03
MW-57	687.18	12/06/2021	ND	15.99	0.00	671.19
MW-57	687.18	12/13/2021	ND	16.12	0.00	671.06
MW-57	687.18	12/20/2021	ND	16.19	0.00	670.99
MW-57	687.18	12/28/2021	ND	16.19	0.00	670.99
MW-57	687.18	01/04/2022	ND	16.05	0.00	671.13
MW-57	687.18	01/10/2022	ND	16.02	0.00	671.16
MW-57	687.18	01/27/2022	ND	15.83	0.00	671.35
MW-57	687.18	01/31/2022	ND	15.83	0.00	671.35
MW-57	687.18	02/09/2022	ND	15.58	0.00	671.60
MW-57	687.18	02/14/2022	ND	15.65	0.00	671.53
MW-57	687.18	02/24/2022	ND	15.76	0.00	671.42

Table 3
Summary of Monitoring Well Gauging Data

Colonial Pipeline Company
2020-L1-SR2448
Huntersville, North Carolina

Well ID	Top Of Casing Elevation[1]	Date	Depth to Free Product (ft btoc)	Depth to Groundwater (ft btoc)	Free Product Thickness (ft)	Groundwater Elevation[2] (ft btoc)
MW-57	687.18	02/28/2022	ND	15.78	0.00	671.40
MW-57	687.18	03/07/2022	ND	15.71	0.00	671.47
MW-57	687.18	03/14/2022	ND	14.97	0.00	672.21
MW-58						
MW-58	717.30	10/03/2020	ND	29.77	0.00	687.53
MW-58	717.30	10/19/2020	ND	29.78	0.00	687.52
MW-58	717.30	10/26/2020	ND	29.74	0.00	687.56
MW-58	717.30	11/09/2020	ND	29.60	0.00	687.70
MW-58	717.30	11/18/2020	ND	29.59	0.00	687.71
MW-58	717.30	11/23/2020	ND	29.54	0.00	687.76
MW-58	717.30	12/07/2020	ND	29.28	0.00	688.02
MW-58	717.30	12/21/2020	ND	29.23	0.00	688.07
MW-58	717.30	12/26/2020	ND	29.31	0.00	687.99
MW-58	717.30	01/10/2021	ND	29.09	0.00	688.21
MW-58	717.30	01/19/2021	ND	29.03	0.00	688.27
MW-58	717.30	01/25/2021	ND	28.88	0.00	688.42
MW-58	717.30	02/01/2021	ND	28.83	0.00	688.47
MW-58	717.30	02/08/2021	ND	28.99	0.00	688.31
MW-58	717.30	02/16/2021	ND	28.78	0.00	688.52
MW-58	717.30	02/22/2021	ND	28.65	0.00	688.65
MW-58	717.30	03/04/2021	ND	28.48	0.00	688.82
MW-58	717.30	03/08/2021	ND	28.62	0.00	688.68
MW-58	717.30	03/15/2021	ND	28.48	0.00	688.82
MW-58	717.30	03/22/2021	ND	28.31	0.00	688.99
MW-58	717.30	04/01/2021	ND	28.18	0.00	689.12
MW-58	717.30	04/12/2021	ND	27.86	0.00	689.44
MW-58	717.30	04/19/2021	ND	28.71	0.00	688.59
MW-58	717.30	04/29/2021	ND	27.71	0.00	689.59
MW-58	717.30	05/03/2021	ND	27.67	0.00	689.63
MW-58	717.30	05/10/2021	ND	27.72	0.00	689.58
MW-58	717.30	05/18/2021	ND	27.79	0.00	689.51
MW-58	717.30	05/26/2021	ND	27.80	0.00	689.50
MW-58	717.30	05/31/2021	ND	27.96	0.00	689.34
MW-58	717.30	06/07/2021	ND	28.00	0.00	689.30
MW-58	717.30	06/14/2021	ND	28.10	0.00	689.20
MW-58	717.30	06/21/2021	ND	28.24	0.00	689.06
MW-58	717.30	07/01/2021	ND	28.43	0.00	688.87
MW-58	717.30	07/06/2021	ND	28.62	0.00	688.68
MW-58	717.30	07/14/2021	ND	28.76	0.00	688.54
MW-58	717.30	07/28/2021	ND	29.08	0.00	688.22
MW-58	717.30	08/02/2021	ND	29.26	0.00	688.04
MW-58	717.30	08/16/2021	ND	29.60	0.00	687.70
MW-58	717.30	08/26/2021	ND	29.88	0.00	687.42
MW-58	717.30	08/30/2021	ND	29.92	0.00	687.38
MW-58	717.30	09/14/2021	ND	30.30	0.00	687.00

Table 3
Summary of Monitoring Well Gauging Data

Colonial Pipeline Company
2020-L1-SR2448
Huntersville, North Carolina

Well ID	Top Of Casing Elevation[1]	Date	Depth to Free Product (ft btoc)	Depth to Groundwater (ft btoc)	Free Product Thickness (ft)	Groundwater Elevation[2] (ft btoc)
MW-58	717.30	09/23/2021	ND	30.63	0.00	686.67
MW-58	717.30	10/06/2021	ND	30.93	0.00	686.37
MW-58	717.30	10/12/2021	ND	31.10	0.00	686.20
MW-58	717.30	10/18/2021	ND	31.33	0.00	685.97
MW-58	717.30	10/27/2021	ND	31.58	0.00	685.72
MW-58	717.30	11/01/2021	ND	31.73	0.00	685.57
MW-58	717.30	11/15/2021	ND	32.05	0.00	685.25
MW-58	717.30	11/22/2021	ND	32.15	0.00	685.15
MW-58	717.30	11/30/2021	ND	32.33	0.00	684.97
MW-58	717.30	12/06/2021	ND	32.45	0.00	684.85
MW-58	717.30	12/13/2021	ND	32.69	0.00	684.61
MW-58	717.30	12/20/2021	ND	32.91	0.00	684.39
MW-58	717.30	12/28/2021	ND	33.04	0.00	684.26
MW-58	717.30	01/04/2022	ND	33.22	0.00	684.08
MW-58	717.30	01/10/2022	ND	33.46	0.00	683.84
MW-58	717.30	01/27/2022	ND	33.79	0.00	683.51
MW-58	717.30	01/31/2022	ND	33.90	0.00	683.40
MW-58	717.30	02/09/2022	ND	34.05	0.00	683.25
MW-58	717.30	02/14/2022	ND	34.28	0.00	683.02
MW-58	717.30	02/24/2022	ND	34.44	0.00	682.86
MW-58	717.30	02/28/2022	ND	34.55	0.00	682.75
MW-58	717.30	03/07/2022	ND	34.72	0.00	682.58
MW-58	717.30	03/14/2022	ND	34.93	0.00	682.37
MW-59						
MW-59	719.38	10/03/2020	ND	34.55	0.00	684.83
MW-59	719.38	10/19/2020	ND	31.19	0.00	688.19
MW-59	719.38	10/26/2020	ND	31.18	0.00	688.20
MW-59	719.38	10/28/2020	ND	33.18	0.00	686.20
MW-59	719.38	11/09/2020	ND	31.03	0.00	688.35
MW-59	719.38	11/18/2020	ND	31.05	0.00	688.33
MW-59	719.38	11/23/2020	ND	30.99	0.00	688.39
MW-59	719.38	12/07/2020	ND	30.76	0.00	688.62
MW-59	719.38	12/21/2020	ND	37.80	0.00	681.58
MW-59	719.38	12/26/2020	ND	30.83	0.00	688.55
MW-59	719.38	01/10/2021	ND	30.68	0.00	688.70
MW-59	719.38	01/19/2021	ND	30.70	0.00	688.68
MW-59	719.38	01/25/2021	ND	30.61	0.00	688.77
MW-59	719.38	02/01/2021	ND	30.57	0.00	688.81
MW-59	719.38	02/08/2021	ND	30.78	0.00	688.60
MW-59	719.38	02/16/2021	ND	30.55	0.00	688.83
MW-59	719.38	02/22/2021	ND	30.43	0.00	688.95
MW-59	719.38	03/04/2021	ND	30.25	0.00	689.13
MW-59	719.38	03/08/2021	ND	30.36	0.00	689.02
MW-59	719.38	03/15/2021	ND	30.24	0.00	689.14
MW-59	719.38	03/22/2021	ND	30.10	0.00	689.28

Table 3
Summary of Monitoring Well Gauging Data

Colonial Pipeline Company
2020-L1-SR2448
Huntersville, North Carolina

Well ID	Top Of Casing Elevation[1]	Date	Depth to Free Product (ft btoc)	Depth to Groundwater (ft btoc)	Free Product Thickness (ft)	Groundwater Elevation[2] (ft btoc)
MW-59	719.38	04/01/2021	ND	29.96	0.00	689.42
MW-59	719.38	04/12/2021	ND	29.67	0.00	689.71
MW-59	719.38	04/19/2021	ND	29.64	0.00	689.74
MW-59	719.38	04/29/2021	ND	29.55	0.00	689.83
MW-59	719.38	05/03/2021	ND	29.52	0.00	689.86
MW-59	719.38	05/10/2021	ND	29.58	0.00	689.80
MW-59	719.38	05/18/2021	ND	29.64	0.00	689.74
MW-59	719.38	05/26/2021	ND	29.67	0.00	689.71
MW-59	719.38	05/31/2021	ND	29.86	0.00	689.52
MW-59	719.38	06/07/2021	ND	29.91	0.00	689.47
MW-59	719.38	06/14/2021	ND	30.01	0.00	689.37
MW-59	719.38	06/21/2021	ND	30.19	0.00	689.19
MW-59	719.38	07/01/2021	ND	30.33	0.00	689.05
MW-59	719.38	07/06/2021	ND	30.59	0.00	688.79
MW-59	719.38	07/14/2021	ND	30.72	0.00	688.66
MW-59	719.38	07/28/2021	ND	31.14	0.00	688.24
MW-59	719.38	08/02/2021	ND	31.34	0.00	688.04
MW-59	719.38	08/16/2021	ND	31.73	0.00	687.65
MW-59	719.38	08/26/2021	ND	31.99	0.00	687.39
MW-59	719.38	08/30/2021	ND	32.09	0.00	687.29
MW-59	719.38	09/14/2021	ND	32.53	0.00	686.85
MW-59	719.38	09/23/2021	ND	32.80	0.00	686.58
MW-59	719.38	10/06/2021	ND	33.16	0.00	686.22
MW-59	719.38	10/12/2021	ND	33.35	0.00	686.03
MW-59	719.38	10/18/2021	ND	33.55	0.00	685.83
MW-59	719.38	10/27/2021	ND	33.75	0.00	685.63
MW-59	719.38	11/01/2021	ND	33.91	0.00	685.47
MW-59	719.38	11/15/2021	ND	34.24	0.00	685.14
MW-59	719.38	11/22/2021	ND	34.94	0.00	684.44
MW-59	719.38	11/30/2021	ND	34.55	0.00	684.83
MW-59	719.38	12/06/2021	ND	34.69	0.00	684.69
MW-59	719.38	12/13/2021	ND	34.93	0.00	684.45
MW-59	719.38	12/20/2021	ND	35.16	0.00	684.22
MW-59	719.38	12/28/2021	ND	35.25	0.00	684.13
MW-59	719.38	01/04/2022	ND	35.52	0.00	683.86
MW-59	719.38	01/10/2022	ND	35.80	0.00	683.58
MW-59	719.38	01/27/2022	ND	36.10	0.00	683.28
MW-59	719.38	01/31/2022	ND	36.18	0.00	683.20
MW-59	719.38	02/09/2022	ND	36.44	0.00	682.94
MW-59	719.38	02/14/2022	ND	36.72	0.00	682.66
MW-59	719.38	02/24/2022	ND	36.91	0.00	682.47
MW-59	719.38	02/28/2022	ND	32.05	0.00	687.33
MW-59	719.38	03/07/2022	ND	37.26	0.00	682.12
MW-59	719.38	03/14/2022	ND	37.41	0.00	681.97

Table 3
Summary of Monitoring Well Gauging Data

Colonial Pipeline Company
2020-L1-SR2448
Huntersville, North Carolina

Well ID	Top Of Casing Elevation[1]	Date	Depth to Free Product (ft btoc)	Depth to Groundwater (ft btoc)	Free Product Thickness (ft)	Groundwater Elevation[2] (ft btoc)
MW-60						
MW-60	726.76	01/10/2021	ND	32.99	0.00	693.77
MW-60	726.76	10/08/2020	ND	33.60	0.00	693.16
MW-60	726.76	10/19/2020	ND	33.62	0.00	693.14
MW-60	726.76	10/26/2020	ND	33.58	0.00	693.18
MW-60	726.76	11/09/2020	ND	33.49	0.00	693.27
MW-60	726.76	11/18/2020	ND	33.48	0.00	693.28
MW-60	726.76	11/23/2020	ND	33.33	0.00	693.43
MW-60	726.76	12/07/2020	ND	33.11	0.00	693.65
MW-60	726.76	12/21/2020	ND	33.07	0.00	693.69
MW-60	726.76	12/26/2020	ND	33.08	0.00	693.68
MW-60	726.76	01/19/2021	ND	32.90	0.00	693.86
MW-60	726.76	01/25/2021	ND	32.62	0.00	694.14
MW-60	726.76	02/01/2021	ND	32.64	0.00	694.12
MW-60	726.76	02/08/2021	ND	32.78	0.00	693.98
MW-60	726.76	02/16/2021	ND	32.58	0.00	694.18
MW-60	726.76	02/22/2021	ND	32.30	0.00	694.46
MW-60	726.76	03/04/2021	ND	32.14	0.00	694.62
MW-60	726.76	03/08/2021	ND	32.08	0.00	694.68
MW-60	726.76	03/15/2021	ND	32.07	0.00	694.69
MW-60	726.76	03/22/2021	ND	31.96	0.00	694.80
MW-60	726.76	04/01/2021	ND	31.72	0.00	695.04
MW-60	726.76	04/12/2021	ND	31.42	0.00	695.34
MW-60	726.76	04/19/2021	ND	31.28	0.00	695.48
MW-60	726.76	04/29/2021	ND	31.25	0.00	695.51
MW-60	726.76	05/03/2021	ND	31.23	0.00	695.53
MW-60	726.76	05/10/2021	ND	31.36	0.00	695.40
MW-60	726.76	05/18/2021	ND	31.63	0.00	695.13
MW-60	726.76	05/26/2021	ND	31.72	0.00	695.04
MW-60	726.76	05/31/2021	ND	31.98	0.00	694.78
MW-60	726.76	06/07/2021	ND	31.99	0.00	694.77
MW-60	726.76	06/14/2021	ND	32.23	0.00	694.53
MW-60	726.76	06/21/2021	ND	32.39	0.00	694.37
MW-60	726.76	07/01/2021	ND	32.58	0.00	694.18
MW-60	726.76	07/06/2021	ND	32.77	0.00	693.99
MW-60	726.76	07/14/2021	ND	32.99	0.00	693.77
MW-60	726.46	07/28/2021	ND	33.14	0.00	693.32
MW-60	726.46	08/02/2021	ND	33.40	0.00	693.06
MW-60	726.46	08/16/2021	ND	33.65	0.00	692.81
MW-60	726.46	08/26/2021	ND	31.12	0.00	695.34
MW-60	726.46	08/30/2021	ND	33.09	0.00	693.37
MW-60	726.46	09/14/2021	ND	34.30	0.00	692.16
MW-60	726.46	09/23/2021	ND	34.50	0.00	691.96
MW-60	726.46	10/06/2021	ND	34.70	0.00	691.76
MW-60	726.46	10/12/2021	ND	34.88	0.00	691.58

Table 3
Summary of Monitoring Well Gauging Data

Colonial Pipeline Company
2020-L1-SR2448
Huntersville, North Carolina

Well ID	Top Of Casing Elevation[1]	Date	Depth to Free Product (ft btoc)	Depth to Groundwater (ft btoc)	Free Product Thickness (ft)	Groundwater Elevation[2] (ft btoc)
MW-60	726.46	10/18/2021	ND	35.06	0.00	691.40
MW-60	726.46	10/27/2021	ND	35.22	0.00	691.24
MW-60	726.46	11/01/2021	ND	35.43	0.00	691.03
MW-60	726.46	11/15/2021	ND	35.71	0.00	690.75
MW-60	726.46	11/22/2021	ND	35.70	0.00	690.76
MW-60	726.76	11/30/2021	ND	36.02	0.00	690.74
MW-60	726.76	12/06/2021	ND	36.00	0.00	690.76
MW-60	726.76	12/13/2021	ND	36.25	0.00	690.51
MW-60	726.76	12/20/2021	ND	36.38	0.00	690.38
MW-60	726.76	12/28/2021	ND	36.47	0.00	690.29
MW-60	726.76	01/04/2022	ND	36.75	0.00	690.01
MW-60	726.76	01/10/2022	ND	36.85	0.00	689.91
MW-60	726.76	01/27/2022	ND	36.89	0.00	689.87
MW-60	726.76	01/31/2022	ND	37.10	0.00	689.66
MW-60	726.76	02/09/2022	ND	36.99	0.00	689.77
MW-60	726.76	02/14/2022	ND	37.21	0.00	689.55
MW-60	726.76	02/24/2022	ND	37.28	0.00	689.48
MW-60	726.76	02/28/2022	ND	37.41	0.00	689.35
MW-60	726.76	03/07/2022	ND	37.30	0.00	689.46
MW-60	726.76	03/14/2022	ND	37.36	0.00	689.40
MW-61						
MW-61	746.57	11/09/2020	ND	52.13	0.00	694.44
MW-61	746.57	11/18/2020	NM	NM	NM	NM
MW-61	746.57	11/23/2020	ND	54.01	0.00	692.56
MW-61	746.57	12/07/2020	ND	54.29	0.00	692.28
MW-61	746.57	12/21/2020	ARP	ARP	ARP	ARP
MW-61	746.57	12/26/2020	54.43	54.96	0.53	692.00
MW-61	746.57	01/10/2021	ARP	ARP	ARP	ARP
MW-61	746.57	01/19/2021	ARP	ARP	ARP	ARP
MW-61	746.57	01/25/2021	ARP	ARP	ARP	ARP
MW-61	746.57	02/01/2021	54.76	55.03	0.27	691.73
MW-61	746.57	02/08/2021	ARP	ARP	ARP	ARP
MW-61	746.57	02/16/2021	ARP	ARP	ARP	ARP
MW-61	746.57	02/22/2021	ARP	ARP	ARP	ARP
MW-61	746.57	03/04/2021	54.61	55.37	0.76	691.76
MW-61	746.57	03/08/2021	ARP	ARP	ARP	ARP
MW-61	746.57	03/15/2021	ARP	ARP	ARP	ARP
MW-61	746.57	03/22/2021	ARP	ARP	ARP	ARP
MW-61	746.60	04/01/2021	54.86	55.06	0.20	691.68
MW-61	746.60	04/12/2021	ARP	ARP	ARP	ARP
MW-61	746.60	04/19/2021	ARP	ARP	ARP	ARP
MW-61	746.60	04/29/2021	54.80	55.18	0.38	691.69
MW-61	746.60	05/03/2021	ARP	ARP	ARP	ARP
MW-61	746.60	05/10/2021	ARP	ARP	ARP	ARP
MW-61	746.60	05/18/2021	ARP	ARP	ARP	ARP

Table 3
Summary of Monitoring Well Gauging Data

Colonial Pipeline Company
2020-L1-SR2448
Huntersville, North Carolina

Well ID	Top Of Casing Elevation[1]	Date	Depth to Free Product (ft btoc)	Depth to Groundwater (ft btoc)	Free Product Thickness (ft)	Groundwater Elevation[2] (ft btoc)
MW-61	746.60	05/26/2021	54.83	55.08	0.25	691.70
MW-61	746.60	05/31/2021	ARP	ARP	ARP	ARP
MW-61	746.60	06/07/2021	ARP	ARP	ARP	ARP
MW-61	746.60	06/14/2021	ARP	ARP	ARP	ARP
MW-61	746.60	06/21/2021	ARP	ARP	ARP	ARP
MW-61	746.60	07/01/2021	ND	55.28	0.00	691.32
MW-61	746.60	07/06/2021	ARP	ARP	ARP	ARP
MW-61	746.60	07/14/2021	ND	55.35	0.00	691.25
MW-61	746.60	07/28/2021	55.60	55.61	0.01	691.00
MW-61	746.60	08/16/2021	ARP	ARP	ARP	ARP
MW-61	746.60	08/26/2021	56.17	56.25	0.08	690.41
MW-61	746.60	08/30/2021	ARP	ARP	ARP	ARP
MW-61	746.60	09/16/2021	ND	56.66	0.00	689.94
MW-61	746.60	09/23/2021	ND	56.78	0.00	689.82
MW-61	746.60	10/06/2021	ARP	ARP	ARP	ARP
MW-61	746.60	10/12/2021	ARP	ARP	ARP	ARP
MW-61	746.60	10/18/2021	ARP	ARP	ARP	ARP
MW-61	746.60	10/27/2021	ND	57.51	0.00	689.09
MW-61	746.60	11/01/2021	ARP	ARP	ARP	ARP
MW-61	746.59	11/30/2021	ND	58.36	0.00	688.23
MW-61	746.59	12/06/2021	ARP	ARP	ARP	ARP
MW-61	746.59	12/13/2021	ARP	ARP	ARP	ARP
MW-61	746.59	12/20/2021	ARP	ARP	ARP	ARP
MW-61	746.59	12/28/2021	ND	58.95	0.00	687.64
MW-61	746.59	01/04/2022	ARP	ARP	ARP	ARP
MW-61	746.59	01/10/2022	ARP	ARP	ARP	ARP
MW-61	746.59	01/27/2022	ND	59.50	0.00	687.09
MW-61	746.59	01/31/2022	ARP	ARP	ARP	ARP
MW-61	746.59	02/09/2022	ARP	ARP	ARP	ARP
MW-61	746.59	02/14/2022	ARP	ARP	ARP	ARP
MW-61	746.59	02/24/2022	ND	60.21	0.00	686.38
MW-61	746.59	02/28/2022	ARP	ARP	ARP	ARP
MW-61	746.59	03/07/2022	ARP	ARP	ARP	ARP
MW-61	746.59	03/14/2022	ARP	ARP	ARP	ARP
MW-62						
MW-62	729.79	11/23/2020	NM	NM	NM	NM
MW-62	729.79	12/07/2020	ND	36.95	0.00	692.84
MW-62	729.79	12/21/2020	ND	36.91	0.00	692.88
MW-62	729.79	12/26/2020	ND	36.98	0.00	692.81
MW-62	729.79	01/10/2021	ND	36.85	0.00	692.94
MW-62	729.79	01/19/2021	ND	36.76	0.00	693.03
MW-62	729.79	01/25/2021	ND	36.54	0.00	693.25
MW-62	729.79	02/01/2021	ND	36.54	0.00	693.25
MW-62	729.79	02/08/2021	ND	36.61	0.00	693.18
MW-62	729.79	02/16/2021	ND	36.45	0.00	693.34

Table 3
Summary of Monitoring Well Gauging Data

Colonial Pipeline Company
2020-L1-SR2448
Huntersville, North Carolina

Well ID	Top Of Casing Elevation[1]	Date	Depth to Free Product (ft btoc)	Depth to Groundwater (ft btoc)	Free Product Thickness (ft)	Groundwater Elevation[2] (ft btoc)
MW-62	729.79	02/22/2021	ND	36.31	0.00	693.48
MW-62	729.79	03/04/2021	ND	36.13	0.00	693.66
MW-62	729.79	03/08/2021	ND	36.16	0.00	693.63
MW-62	729.79	03/15/2021	ND	36.00	0.00	693.79
MW-62	729.79	03/22/2021	ND	35.87	0.00	693.92
MW-62	729.79	04/01/2021	ND	35.67	0.00	694.12
MW-62	729.79	04/12/2021	ND	35.38	0.00	694.41
MW-62	729.79	04/19/2021	ND	35.23	0.00	694.56
MW-62	729.79	04/29/2021	ND	35.10	0.00	694.69
MW-62	729.79	05/03/2021	ND	35.05	0.00	694.74
MW-62	729.79	05/10/2021	ND	35.80	0.00	693.99
MW-62	729.79	05/18/2021	ND	35.18	0.00	694.61
MW-62	729.79	05/26/2021	ND	35.18	0.00	694.61
MW-62	729.79	05/31/2021	ND	35.32	0.00	694.47
MW-62	729.79	06/07/2021	ND	35.31	0.00	694.48
MW-62	729.79	06/14/2021	ND	35.45	0.00	694.34
MW-62	729.79	06/21/2021	ND	35.55	0.00	694.24
MW-62	729.79	07/01/2021	ND	35.69	0.00	694.10
MW-62	729.79	07/06/2021	ND	36.85	0.00	692.94
MW-62	729.79	07/14/2021	ND	36.04	0.00	693.75
MW-62	729.79	07/28/2021	ND	36.16	0.00	693.63
MW-62	729.79	08/02/2021	ND	36.35	0.00	693.44
MW-62	729.79	08/16/2021	ND	36.56	0.00	693.23
MW-62	729.79	08/26/2021	ND	36.74	0.00	693.05
MW-62	729.79	08/30/2021	ND	36.74	0.00	693.05
MW-62	729.79	09/14/2021	ND	36.97	0.00	692.82
MW-62	729.79	09/23/2021	ND	37.23	0.00	692.56
MW-62	729.79	10/06/2021	ND	37.41	0.00	692.38
MW-62	729.79	10/12/2021	ND	37.57	0.00	692.22
MW-62	729.79	10/18/2021	ND	37.73	0.00	692.06
MW-62	729.79	10/27/2021	ND	37.91	0.00	691.88
MW-62	729.79	11/01/2021	ND	37.99	0.00	691.80
MW-62	729.79	11/15/2021	ND	38.02	0.00	691.77
MW-62	729.79	11/22/2021	ND	38.02	0.00	691.77
MW-62	729.79	11/30/2021	ND	38.01	0.00	691.78
MW-62	729.79	12/06/2021	ND	38.00	0.00	691.79
MW-62	729.79	12/13/2021	ND	38.02	0.00	691.77
MW-62	729.79	12/20/2021	ND	38.04	0.00	691.75
MW-62	729.79	12/28/2021	ND	38.03	0.00	691.76
MW-62	729.79	01/04/2022	ND	38.02	0.00	691.77
MW-62	729.79	01/10/2022	ND	38.03	0.00	691.76
MW-62	729.79	01/27/2022	ND	38.02	0.00	691.77
MW-62	729.79	01/31/2022	ND	38.00	0.00	691.79
MW-62	729.79	02/09/2022	ND	38.01	0.00	691.78
MW-62	729.79	02/14/2022	ND	38.02	0.00	691.77

Table 3
Summary of Monitoring Well Gauging Data

Colonial Pipeline Company
2020-L1-SR2448
Huntersville, North Carolina

Well ID	Top Of Casing Elevation[1]	Date	Depth to Free Product (ft btoc)	Depth to Groundwater (ft btoc)	Free Product Thickness (ft)	Groundwater Elevation[2] (ft btoc)
MW-62	729.79	02/24/2022	ND	38.02	0.00	691.77
MW-62	729.79	02/28/2022	ND	38.02	0.00	691.77
MW-62	729.79	03/07/2022	ND	38.03	0.00	691.76
MW-62	729.79	03/14/2022	ND	38.03	0.00	691.76
MW-63						
MW-63	725.76	11/23/2020	ND	39.44	0.00	686.32
MW-63	725.76	12/07/2020	ND	39.37	0.00	686.39
MW-63	725.76	12/21/2020	ND	39.70	0.00	686.06
MW-63	725.76	12/26/2020	ND	39.69	0.00	686.07
MW-63	725.76	01/10/2021	ND	39.95	0.00	685.81
MW-63	725.76	01/19/2021	ND	40.83	0.00	684.93
MW-63	725.76	01/25/2021	ND	40.88	0.00	684.88
MW-63	725.76	02/01/2021	ND	40.82	0.00	684.94
MW-63	725.76	02/08/2021	ND	41.24	0.00	684.52
MW-63	725.76	02/16/2021	ND	40.90	0.00	684.86
MW-63	725.76	02/22/2021	ND	40.85	0.00	684.91
MW-63	725.76	03/04/2021	ND	40.54	0.00	685.22
MW-63	725.76	03/08/2021	ND	40.70	0.00	685.06
MW-63	725.76	03/15/2021	ND	40.73	0.00	685.03
MW-63	725.76	03/22/2021	ND	40.69	0.00	685.07
MW-63	725.76	04/01/2021	ND	40.43	0.00	685.33
MW-63	725.76	04/12/2021	ND	40.54	0.00	685.22
MW-63	725.76	04/19/2021	ND	45.30	0.00	680.46
MW-63	725.76	04/29/2021	ND	40.24	0.00	685.52
MW-63	725.76	05/03/2021	ND	40.31	0.00	685.45
MW-63	725.76	05/10/2021	ND	40.21	0.00	685.55
MW-63	725.76	05/18/2021	ND	40.28	0.00	685.48
MW-63	725.76	05/26/2021	ND	40.10	0.00	685.66
MW-63	725.76	05/31/2021	ND	40.33	0.00	685.43
MW-63	725.76	06/07/2021	ND	40.49	0.00	685.27
MW-63	725.76	06/14/2021	ND	40.53	0.00	685.23
MW-63	725.76	06/21/2021	ND	40.59	0.00	685.17
MW-63	725.76	07/01/2021	ND	40.55	0.00	685.21
MW-63	725.76	07/06/2021	ND	40.83	0.00	684.93
MW-63	725.76	07/14/2021	ND	40.65	0.00	685.11
MW-63	725.76	07/28/2021	ND	41.15	0.00	684.61
MW-63	725.76	08/02/2021	ND	41.52	0.00	684.24
MW-63	725.76	08/16/2021	ND	41.85	0.00	683.91
MW-63	725.76	08/26/2021	ND	41.96	0.00	683.80
MW-63	725.76	08/30/2021	ND	42.38	0.00	683.38
MW-63	725.76	09/14/2021	ND	42.98	0.00	682.78
MW-63	725.76	09/23/2021	ND	43.05	0.00	682.71
MW-63	725.76	10/06/2021	ND	43.76	0.00	682.00
MW-63	725.76	10/12/2021	ND	43.90	0.00	681.86
MW-63	725.76	10/18/2021	ND	44.09	0.00	681.67

Table 3
Summary of Monitoring Well Gauging Data

Colonial Pipeline Company
2020-L1-SR2448
Huntersville, North Carolina

Well ID	Top Of Casing Elevation[1]	Date	Depth to Free Product (ft btoc)	Depth to Groundwater (ft btoc)	Free Product Thickness (ft)	Groundwater Elevation[2] (ft btoc)
MW-63	725.76	10/27/2021	ND	44.05	0.00	681.71
MW-63	725.76	11/01/2021	44.47	44.50	0.03	681.28
MW-63	725.76	11/30/2021	46.18	47.08	0.90	679.34
MW-63	726.26	12/06/2021	ARP	ARP	ARP	ARP
MW-63	726.26	12/13/2021	ARP	ARP	ARP	ARP
MW-63	726.26	12/20/2021	ARP	ARP	ARP	ARP
MW-63	726.26	12/28/2021	46.89	47.77	0.88	679.13
MW-63	726.26	01/04/2022	ARP	ARP	ARP	ARP
MW-63	726.26	01/10/2022	ARP	ARP	ARP	ARP
MW-63	726.26	01/27/2022	47.62	48.47	0.85	678.41
MW-63	726.26	01/31/2022	ARP	ARP	ARP	ARP
MW-63	726.26	02/09/2022	ARP	ARP	ARP	ARP
MW-63	726.26	02/14/2022	ARP	ARP	ARP	ARP
MW-63	726.26	02/24/2022	48.15	48.93	0.78	677.90
MW-63	726.26	02/28/2022	ARP	ARP	ARP	ARP
MW-63	726.26	03/07/2022	ARP	ARP	ARP	ARP
MW-63	726.26	03/14/2022	ARP	ARP	ARP	ARP
MW-64						
MW-64	730.39	12/26/2020	ND	38.24	0.00	692.15
MW-64	730.39	01/10/2021	ND	38.30	0.00	692.09
MW-64	730.39	01/19/2021	ND	38.24	0.00	692.15
MW-64	730.39	01/25/2021	ND	38.18	0.00	692.21
MW-64	730.39	02/01/2021	ND	38.24	0.00	692.15
MW-64	730.39	02/08/2021	ND	38.39	0.00	692.00
MW-64	730.39	02/16/2021	ND	38.19	0.00	692.20
MW-64	730.39	02/22/2021	ND	38.14	0.00	692.25
MW-64	730.39	03/04/2021	ND	38.14	0.00	692.25
MW-64	730.39	03/08/2021	ND	38.23	0.00	692.16
MW-64	730.39	03/15/2021	ND	38.12	0.00	692.27
MW-64	730.39	03/22/2021	ND	38.07	0.00	692.32
MW-64	730.39	04/01/2021	ND	37.91	0.00	692.48
MW-64	730.39	04/12/2021	ND	37.86	0.00	692.53
MW-64	730.39	04/19/2021	ND	37.86	0.00	692.53
MW-64	730.39	04/29/2021	ND	37.76	0.00	692.63
MW-64	730.39	05/03/2021	ND	37.69	0.00	692.70
MW-64	730.39	05/10/2021	ND	37.72	0.00	692.67
MW-64	730.39	05/18/2021	ND	37.78	0.00	692.61
MW-64	730.39	05/26/2021	ND	37.79	0.00	692.60
MW-64	730.39	05/31/2021	ND	37.92	0.00	692.47
MW-64	730.39	06/07/2021	ND	37.83	0.00	692.56
MW-64	730.39	06/14/2021	ND	37.92	0.00	692.47
MW-64	730.39	06/21/2021	ND	38.01	0.00	692.38
MW-64	730.39	07/01/2021	ND	38.16	0.00	692.23
MW-64	730.39	07/06/2021	ND	38.27	0.00	692.12
MW-64	730.39	07/14/2021	ND	38.35	0.00	692.04

Table 3
Summary of Monitoring Well Gauging Data

Colonial Pipeline Company
2020-L1-SR2448
Huntersville, North Carolina

Well ID	Top Of Casing Elevation[1]	Date	Depth to Free Product (ft btoc)	Depth to Groundwater (ft btoc)	Free Product Thickness (ft)	Groundwater Elevation[2] (ft btoc)
MW-64	730.39	07/28/2021	ND	38.57	0.00	691.82
MW-64	730.39	08/02/2021	ND	38.71	0.00	691.68
MW-64	730.39	08/16/2021	ND	38.93	0.00	691.46
MW-64	730.39	08/26/2021	ND	39.14	0.00	691.25
MW-64	730.39	08/30/2021	ND	39.22	0.00	691.17
MW-64	730.39	09/14/2021	ND	39.47	0.00	690.92
MW-64	730.39	09/23/2021	ND	39.70	0.00	690.69
MW-64	730.39	10/06/2021	ND	39.96	0.00	690.43
MW-64	730.39	10/12/2021	ND	40.05	0.00	690.34
MW-64	730.39	10/18/2021	ND	40.25	0.00	690.14
MW-64	730.39	10/27/2021	ND	40.41	0.00	689.98
MW-64	730.39	11/01/2021	ND	40.59	0.00	689.8
MW-64	730.39	11/15/2021	ND	40.86	0.00	689.53
MW-64	730.39	11/22/2021	ND	40.92	0.00	689.47
MW-64	730.39	11/30/2021	ND	41.17	0.00	689.22
MW-64	730.39	12/06/2021	ND	41.32	0.00	689.07
MW-64	730.39	12/13/2021	ND	41.43	0.00	688.96
MW-64	730.39	12/20/2021	ND	41.55	0.00	688.84
MW-64	730.39	12/28/2021	ND	41.65	0.00	688.74
MW-64	730.39	01/04/2022	ND	41.92	0.00	688.47
MW-64	730.39	01/10/2022	ND	42.07	0.00	688.32
MW-64	730.39	01/27/2022	ND	42.29	0.00	688.10
MW-64	730.39	01/31/2022	ND	42.43	0.00	687.96
MW-64	730.39	02/09/2022	ND	42.53	0.00	687.86
MW-64	730.39	02/14/2022	ND	42.63	0.00	687.76
MW-64	730.39	02/24/2022	ND	42.82	0.00	687.57
MW-64	730.39	02/28/2022	ND	42.85	0.00	687.54
MW-64	730.39	03/07/2022	ND	42.99	0.00	687.40
MW-64	730.39	03/14/2022	ND	43.13	0.00	687.26
MW-65						
MW-65	714.46	12/26/2020	ND	23.38	0.00	691.08
MW-65	714.46	01/10/2021	ND	23.17	0.00	691.29
MW-65	714.46	01/19/2021	ND	23.11	0.00	691.35
MW-65	714.46	01/25/2021	ND	23.08	0.00	691.38
MW-65	714.46	02/01/2021	ND	23.06	0.00	691.40
MW-65	714.46	02/08/2021	ND	23.08	0.00	691.38
MW-65	714.46	02/16/2021	ND	22.89	0.00	691.57
MW-65	714.46	02/22/2021	ND	22.68	0.00	691.78
MW-65	714.46	03/04/2021	ND	22.45	0.00	692.01
MW-65	714.46	03/08/2021	ND	22.48	0.00	691.98
MW-65	714.46	03/15/2021	ND	22.36	0.00	692.10
MW-65	714.46	03/22/2021	ND	22.31	0.00	692.15
MW-65	714.46	04/01/2021	ND	22.03	0.00	692.43
MW-65	714.46	04/12/2021	ND	21.84	0.00	692.62
MW-65	714.46	04/19/2021	ND	21.87	0.00	692.59

Table 3
Summary of Monitoring Well Gauging Data

Colonial Pipeline Company
2020-L1-SR2448
Huntersville, North Carolina

Well ID	Top Of Casing Elevation[1]	Date	Depth to Free Product (ft btoc)	Depth to Groundwater (ft btoc)	Free Product Thickness (ft)	Groundwater Elevation[2] (ft btoc)
MW-65	714.46	04/29/2021	ND	21.94	0.00	692.52
MW-65	714.46	05/03/2021	ND	21.96	0.00	692.50
MW-65	714.46	05/10/2021	ND	22.08	0.00	692.38
MW-65	714.46	05/18/2021	ND	22.28	0.00	692.18
MW-65	714.46	05/26/2021	ND	22.41	0.00	692.05
MW-65	714.46	05/31/2021	ND	22.56	0.00	691.90
MW-65	714.46	06/07/2021	ND	22.65	0.00	691.81
MW-65	714.46	06/14/2021	ND	22.72	0.00	691.74
MW-65	714.46	06/21/2021	ND	22.85	0.00	691.61
MW-65	714.46	07/01/2021	ND	23.06	0.00	691.40
MW-65	714.46	07/06/2021	ND	23.20	0.00	691.26
MW-65	714.46	07/14/2021	ND	23.39	0.00	691.07
MW-65	714.46	07/28/2021	ND	23.51	0.00	690.95
MW-65	714.46	08/02/2021	ND	23.67	0.00	690.79
MW-65	714.46	08/16/2021	ND	23.91	0.00	690.55
MW-65	714.46	08/26/2021	ND	24.12	0.00	690.34
MW-65	714.46	08/30/2021	ND	24.18	0.00	690.28
MW-65	714.46	09/14/2021	ND	24.43	0.00	690.03
MW-65	714.46	09/23/2021	ND	24.68	0.00	689.78
MW-65	714.46	10/06/2021	ND	24.91	0.00	689.55
MW-65	714.46	10/12/2021	ND	25.01	0.00	689.45
MW-65	714.46	10/18/2021	ND	25.22	0.00	689.24
MW-65	714.46	10/27/2021	ND	25.38	0.00	689.08
MW-65	714.46	11/01/2021	ND	25.53	0.00	688.93
MW-65	714.46	11/15/2021	ND	25.82	0.00	688.64
MW-65	714.46	11/22/2021	ND	25.90	0.00	688.56
MW-65	714.46	11/30/2021	ND	26.13	0.00	688.33
MW-65	714.71	12/06/2021	ND	26.24	0.00	688.47
MW-65	714.71	12/13/2021	ND	26.42	0.00	688.29
MW-65	714.71	12/20/2021	ND	26.47	0.00	688.24
MW-65	714.71	12/28/2021	ND	26.59	0.00	688.12
MW-65	714.71	01/04/2022	ND	26.76	0.00	687.95
MW-65	714.71	01/10/2022	ND	26.96	0.00	687.75
MW-65	714.71	01/27/2022	ND	27.03	0.00	687.68
MW-65	714.71	01/31/2022	ND	27.06	0.00	687.65
MW-65	714.71	02/09/2022	ND	27.12	0.00	687.59
MW-65	714.71	02/14/2022	ND	27.28	0.00	687.43
MW-65	714.71	02/24/2022	ND	27.32	0.00	687.39
MW-65	714.71	02/28/2022	ND	27.36	0.00	687.35
MW-65	714.71	03/07/2022	ND	27.48	0.00	687.23
MW-65	714.71	03/14/2022	ND	27.43	0.00	687.28
MW-66						
MW-66	731.43	12/26/2020	ND	40.59	0.00	690.84
MW-66	731.43	01/10/2021	ND	38.40	0.00	693.03
MW-66	731.43	01/19/2021	ND	38.36	0.00	693.07

Table 3
Summary of Monitoring Well Gauging Data

Colonial Pipeline Company
2020-L1-SR2448
Huntersville, North Carolina

Well ID	Top Of Casing Elevation[1]	Date	Depth to Free Product (ft btoc)	Depth to Groundwater (ft btoc)	Free Product Thickness (ft)	Groundwater Elevation[2] (ft btoc)
MW-66	731.43	01/25/2021	ND	28.38	0.00	703.05
MW-66	731.43	02/01/2021	ND	38.48	0.00	692.95
MW-66	731.43	02/08/2021	ND	38.69	0.00	692.74
MW-66	731.43	02/16/2021	ND	38.49	0.00	692.94
MW-66	731.43	02/22/2021	ND	38.46	0.00	692.97
MW-66	731.43	03/04/2021	ND	38.43	0.00	693.00
MW-66	731.43	03/08/2021	ND	38.54	0.00	692.89
MW-66	731.43	03/15/2021	ND	38.50	0.00	692.93
MW-66	731.43	03/22/2021	ND	38.57	0.00	692.86
MW-66	731.43	04/01/2021	ND	38.46	0.00	692.97
MW-66	731.43	04/12/2021	ND	38.35	0.00	693.08
MW-66	731.43	04/19/2021	ND	38.34	0.00	693.09
MW-66	731.43	04/29/2021	ND	38.28	0.00	693.15
MW-66	731.43	05/03/2021	ND	38.21	0.00	693.22
MW-66	731.43	05/10/2021	ND	38.38	0.00	693.05
MW-66	731.43	05/18/2021	ND	38.58	0.00	692.85
MW-66	731.43	05/26/2021	ND	38.62	0.00	692.81
MW-66	731.43	05/31/2021	ND	38.81	0.00	692.62
MW-66	731.43	06/07/2021	ND	38.82	0.00	692.61
MW-66	731.43	06/14/2021	ND	38.91	0.00	692.52
MW-66	731.43	06/21/2021	ND	38.95	0.00	692.48
MW-66	731.43	07/01/2021	ND	39.22	0.00	692.21
MW-66	731.43	07/06/2021	ND	39.40	0.00	692.03
MW-66	731.43	07/14/2021	ND	39.52	0.00	691.91
MW-66	731.43	07/28/2021	ND	39.78	0.00	691.65
MW-66	731.43	08/02/2021	ND	39.96	0.00	691.47
MW-66	731.43	08/16/2021	ND	40.14	0.00	691.29
MW-66	731.43	08/26/2021	ND	43.30	0.00	688.13
MW-66	731.43	08/30/2021	ND	40.46	0.00	690.97
MW-66	731.43	09/14/2021	ND	40.79	0.00	690.64
MW-66	731.43	09/23/2021	ND	40.91	0.00	690.52
MW-66	731.43	10/06/2021	ND	41.23	0.00	690.20
MW-66	731.43	10/12/2021	ND	41.41	0.00	690.02
MW-66	731.43	10/18/2021	ND	41.58	0.00	689.85
MW-66	731.43	10/27/2021	ND	41.68	0.00	689.75
MW-66	731.43	11/01/2021	ND	41.84	0.00	689.59
MW-66	731.43	11/15/2021	ND	42.19	0.00	689.24
MW-66	731.43	11/22/2021	ND	42.37	0.00	689.06
MW-66	731.43	11/30/2021	ND	42.55	0.00	688.88
MW-66	731.43	12/06/2021	ND	42.60	0.00	688.83
MW-66	731.43	12/13/2021	ND	48.86	0.00	682.57
MW-66	731.43	12/20/2021	ND	42.97	0.00	688.46
MW-66	731.43	12/28/2021	ND	43.04	0.00	688.39
MW-66	731.43	01/04/2022	ND	43.31	0.00	688.12
MW-66	731.43	01/10/2022	ND	43.51	0.00	687.92

Table 3
Summary of Monitoring Well Gauging Data

Colonial Pipeline Company
2020-L1-SR2448
Huntersville, North Carolina

Well ID	Top Of Casing Elevation[1]	Date	Depth to Free Product (ft btoc)	Depth to Groundwater (ft btoc)	Free Product Thickness (ft)	Groundwater Elevation[2] (ft btoc)
MW-66	731.43	01/27/2022	ND	43.48	0.00	687.95
MW-66	731.43	01/31/2022	ND	43.58	0.00	687.85
MW-66	731.43	02/09/2022	ND	43.84	0.00	687.59
MW-66	731.43	02/14/2022	ND	44.02	0.00	687.41
MW-66	731.43	02/24/2022	ND	44.12	0.00	687.31
MW-66	731.43	02/28/2022	ND	44.26	0.00	687.17
MW-66	731.43	03/07/2022	ND	44.43	0.00	687.00
MW-66	731.43	03/14/2022	ND	44.44	0.00	686.99
MW-67						
MW-67	724.32	12/26/2020	ND	32.06	0.00	692.26
MW-67	724.32	01/10/2021	ND	30.96	0.00	693.36
MW-67	724.32	01/19/2021	ND	30.93	0.00	693.39
MW-67	724.32	01/25/2021	ND	30.93	0.00	693.39
MW-67	724.32	02/01/2021	ND	31.02	0.00	693.30
MW-67	724.32	02/08/2021	ND	31.20	0.00	693.12
MW-67	724.32	02/16/2021	ND	31.06	0.00	693.26
MW-67	724.32	02/22/2021	ND	31.00	0.00	693.32
MW-67	724.32	03/04/2021	ND	30.98	0.00	693.34
MW-67	724.32	03/08/2021	ND	31.07	0.00	693.25
MW-67	724.32	03/15/2021	ND	31.02	0.00	693.30
MW-67	724.32	03/22/2021	ND	31.04	0.00	693.28
MW-67	724.32	04/01/2021	ND	30.95	0.00	693.37
MW-67	724.32	04/12/2021	ND	30.77	0.00	693.55
MW-67	724.32	04/19/2021	ND	30.75	0.00	693.57
MW-67	724.32	04/29/2021	ND	30.70	0.00	693.62
MW-67	724.32	05/03/2021	ND	30.65	0.00	693.67
MW-67	724.32	05/10/2021	ND	30.76	0.00	693.56
MW-67	724.32	05/18/2021	ND	31.00	0.00	693.32
MW-67	724.32	05/26/2021	ND	31.08	0.00	693.24
MW-67	724.32	05/31/2021	ND	31.27	0.00	693.05
MW-67	724.32	06/07/2021	ND	31.29	0.00	693.03
MW-67	724.32	06/14/2021	ND	31.42	0.00	692.90
MW-67	724.32	06/21/2021	ND	31.48	0.00	692.84
MW-67	724.32	07/01/2021	ND	31.73	0.00	692.59
MW-67	724.32	07/06/2021	ND	31.90	0.00	692.42
MW-67	724.32	07/14/2021	ND	32.06	0.00	692.26
MW-67	724.32	07/28/2021	ND	32.29	0.00	692.03
MW-67	724.32	08/02/2021	ND	32.45	0.00	691.87
MW-67	724.32	08/16/2021	ND	32.67	0.00	691.65
MW-67	724.32	08/26/2021	ND	32.87	0.00	691.45
MW-67	724.32	08/30/2021	ND	32.95	0.00	691.37
MW-67	724.32	09/14/2021	ND	33.25	0.00	691.07
MW-67	724.32	09/23/2021	ND	33.48	0.00	690.84
MW-67	724.32	10/06/2021	ND	33.71	0.00	690.61
MW-67	724.32	10/12/2021	ND	33.85	0.00	690.47

Table 3
Summary of Monitoring Well Gauging Data

Colonial Pipeline Company
2020-L1-SR2448
Huntersville, North Carolina

Well ID	Top Of Casing Elevation[1]	Date	Depth to Free Product (ft btoc)	Depth to Groundwater (ft btoc)	Free Product Thickness (ft)	Groundwater Elevation[2] (ft btoc)
MW-67	724.32	10/18/2021	ND	34.05	0.00	690.27
MW-67	724.32	10/27/2021	ND	34.18	0.00	690.14
MW-67	724.32	11/01/2021	ND	42.32	0.00	682.00
MW-67	724.32	11/15/2021	ND	34.62	0.00	689.70
MW-67	724.32	11/22/2021	ND	34.76	0.00	689.56
MW-67	724.32	11/30/2021	ND	35.95	0.00	688.37
MW-67	724.32	12/06/2021	ND	35.01	0.00	689.31
MW-67	724.32	12/13/2021	ND	35.22	0.00	689.10
MW-67	724.32	12/20/2021	ND	35.36	0.00	688.96
MW-67	724.32	12/28/2021	ND	35.49	0.00	688.83
MW-67	724.32	01/04/2022	ND	35.69	0.00	688.63
MW-67	724.32	01/10/2022	ND	35.86	0.00	688.46
MW-67	724.32	01/27/2022	ND	35.96	0.00	688.36
MW-67	724.32	01/31/2022	ND	36.00	0.00	688.32
MW-67	724.32	02/09/2022	ND	36.19	0.00	688.13
MW-67	724.32	02/14/2022	ND	36.35	0.00	687.97
MW-67	724.32	02/24/2022	ND	36.50	0.00	687.82
MW-67	724.32	02/28/2022	ND	36.58	0.00	687.74
MW-67	724.32	03/07/2022	ND	36.73	0.00	687.59
MW-67	724.32	03/14/2022	ND	36.83	0.00	687.49
MW-68						
MW-68	731.84	12/26/2020	ND	38.03	0.00	693.81
MW-68	731.84	01/10/2021	ND	38.12	0.00	693.72
MW-68	731.84	01/19/2021	ND	38.09	0.00	693.75
MW-68	731.84	01/25/2021	ND	28.22	0.00	703.62
MW-68	731.84	02/01/2021	ND	38.28	0.00	693.56
MW-68	731.84	02/08/2021	ND	38.55	0.00	693.29
MW-68	731.84	02/16/2021	ND	38.38	0.00	693.46
MW-68	731.84	02/22/2021	ND	38.30	0.00	693.54
MW-68	731.84	03/04/2021	ND	38.28	0.00	693.56
MW-68	731.84	03/08/2021	ND	38.47	0.00	693.37
MW-68	731.84	03/15/2021	ND	38.60	0.00	693.24
MW-68	731.84	03/22/2021	ND	38.63	0.00	693.21
MW-68	731.84	04/01/2021	ND	38.36	0.00	693.48
MW-68	731.84	04/12/2021	ND	38.18	0.00	693.66
MW-68	731.84	04/19/2021	ND	38.19	0.00	693.65
MW-68	731.84	04/29/2021	ND	38.09	0.00	693.75
MW-68	731.84	05/03/2021	ND	38.00	0.00	693.84
MW-68	731.84	05/10/2021	ND	38.29	0.00	693.55
MW-68	731.84	05/18/2021	ND	38.75	0.00	693.09
MW-68	731.84	05/26/2021	ND	38.72	0.00	693.12
MW-68	731.84	05/31/2021	ND	39.13	0.00	692.71
MW-68	731.84	06/07/2021	ND	41.49	0.00	690.35
MW-68	731.84	06/14/2021	ND	39.40	0.00	692.44
MW-68	731.84	06/21/2021	ND	39.15	0.00	692.69

Table 3
Summary of Monitoring Well Gauging Data

Colonial Pipeline Company
2020-L1-SR2448
Huntersville, North Carolina

Well ID	Top Of Casing Elevation[1]	Date	Depth to Free Product (ft btoc)	Depth to Groundwater (ft btoc)	Free Product Thickness (ft)	Groundwater Elevation[2] (ft btoc)
MW-68	731.84	07/01/2021	ND	39.55	0.00	692.29
MW-68	731.84	07/06/2021	ND	40.00	0.00	691.84
MW-68	731.84	07/14/2021	ND	39.95	0.00	691.89
MW-68	731.84	07/28/2021	ND	40.33	0.00	691.51
MW-68	731.84	08/02/2021	ND	40.55	0.00	691.29
MW-68	731.84	08/16/2021	ND	40.73	0.00	691.11
MW-68	731.84	08/26/2021	ND	42.20	0.00	689.64
MW-68	731.84	08/30/2021	ND	41.02	0.00	690.82
MW-68	731.84	09/14/2021	ND	41.12	0.00	690.72
MW-68	731.84	09/23/2021	ND	41.32	0.00	690.52
MW-68	731.84	10/06/2021	ND	41.80	0.00	690.04
MW-68	731.84	10/12/2021	ND	41.94	0.00	689.90
MW-68	731.84	10/18/2021	ND	42.13	0.00	689.71
MW-68	731.84	10/27/2021	ND	42.05	0.00	689.79
MW-68	731.84	11/01/2021	ND	42.37	0.00	689.47
MW-68	731.84	11/15/2021	ND	42.68	0.00	689.16
MW-68	731.84	11/22/2021	ND	42.78	0.00	689.06
MW-68	731.84	11/30/2021	ND	42.94	0.00	688.90
MW-68	731.84	12/06/2021	ND	42.99	0.00	688.85
MW-68	731.84	12/13/2021	ND	43.21	0.00	688.63
MW-68	731.84	12/20/2021	ND	43.38	0.00	688.46
MW-68	731.84	12/28/2021	ND	43.24	0.00	688.60
MW-68	731.84	01/04/2022	ND	43.72	0.00	688.12
MW-68	731.84	01/10/2022	ND	43.89	0.00	687.95
MW-68	731.84	01/27/2022	ND	43.64	0.00	688.20
MW-68	731.84	01/31/2022	ND	43.81	0.00	688.03
MW-68	731.84	02/09/2022	ND	44.08	0.00	687.76
MW-68	731.84	02/14/2022	ND	44.27	0.00	687.57
MW-68	731.84	02/24/2022	ND	44.25	0.00	687.59
MW-68	731.84	02/28/2022	ND	44.59	0.00	687.25
MW-68	731.84	03/07/2022	ND	44.75	0.00	687.09
MW-68	731.84	03/14/2022	ND	44.60	0.00	687.24
MW-69						
MW-69	741.74	12/26/2020	ND	49.96	0.00	691.78
MW-69	741.74	01/10/2021	ND	49.70	0.00	692.04
MW-69	741.74	01/19/2021	ND	50.19	0.00	691.55
MW-69	741.74	01/25/2021	ND	50.17	0.00	691.57
MW-69	741.74	02/01/2021	ND	50.18	0.00	691.56
MW-69	741.74	02/08/2021	ND	50.44	0.00	691.30
MW-69	741.74	02/16/2021	ND	50.12	0.00	691.62
MW-69	741.74	02/22/2021	ND	50.13	0.00	691.61
MW-69	741.74	03/04/2021	ND	50.14	0.00	691.60
MW-69	741.74	03/08/2021	ND	50.29	0.00	691.45
MW-69	741.74	03/15/2021	ND	50.25	0.00	691.49
MW-69	741.74	03/22/2021	ND	50.24	0.00	691.50

Table 3
Summary of Monitoring Well Gauging Data

Colonial Pipeline Company
2020-L1-SR2448
Huntersville, North Carolina

Well ID	Top Of Casing Elevation[1]	Date	Depth to Free Product (ft btoc)	Depth to Groundwater (ft btoc)	Free Product Thickness (ft)	Groundwater Elevation[2] (ft btoc)
MW-69	741.74	04/01/2021	ND	50.19	0.00	691.55
MW-69	741.74	04/12/2021	ND	50.52	0.00	691.22
MW-69	741.74	04/19/2021	ND	50.54	0.00	691.20
MW-69	741.74	04/29/2021	ND	50.15	0.00	691.59
MW-69	741.74	05/03/2021	ND	50.41	0.00	691.33
MW-69	741.74	05/10/2021	ND	50.72	0.00	691.02
MW-69	741.74	05/18/2021	ND	50.50	0.00	691.24
MW-69	741.74	05/26/2021	ND	50.11	0.00	691.63
MW-69	741.74	05/31/2021	ND	50.33	0.00	691.41
MW-69	741.74	06/07/2021	ND	50.38	0.00	691.36
MW-69	741.74	06/14/2021	ND	50.08	0.00	691.66
MW-69	741.74	06/21/2021	ND	50.56	0.00	691.18
MW-69	741.74	07/01/2021	ND	50.31	0.00	691.43
MW-69	741.74	07/06/2021	ND	50.45	0.00	691.29
MW-69	741.74	07/14/2021	ND	50.48	0.00	691.26
MW-69	741.74	07/28/2021	ND	50.81	0.00	690.93
MW-69	741.74	08/02/2021	ND	51.21	0.00	690.53
MW-69	741.74	08/16/2021	ND	51.29	0.00	690.45
MW-69	741.74	08/26/2021	ND	51.29	0.00	690.45
MW-69	741.74	08/30/2021	ND	51.85	0.00	689.89
MW-69	741.74	09/14/2021	ND	52.09	0.00	689.65
MW-69	741.74	09/23/2021	ND	51.85	0.00	689.89
MW-69	741.74	10/06/2021	ND	52.66	0.00	689.08
MW-69	741.74	10/12/2021	ND	52.60	0.00	689.14
MW-69	741.74	10/18/2021	ND	52.77	0.00	688.97
MW-69	741.74	10/27/2021	ND	52.60	0.00	689.14
MW-69	741.74	11/01/2021	ND	52.98	0.00	688.76
MW-69	741.74	11/15/2021	ND	53.39	0.00	688.35
MW-69	741.74	11/22/2021	ND	59.40	0.00	682.34
MW-69	741.74	11/30/2021	ND	55.36	0.00	686.38
MW-69	743.62	12/06/2021	ND	55.60	0.00	688.02
MW-69	743.62	12/13/2021	ND	55.82	0.00	687.80
MW-69	743.62	12/20/2021	ND	55.97	0.00	687.65
MW-69	743.62	12/28/2021	ND	55.86	0.00	687.76
MW-69	743.62	01/04/2022	ND	56.63	0.00	686.99
MW-69	743.62	01/10/2022	ND	56.49	0.00	687.13
MW-69	743.62	01/27/2022	ND	56.47	0.00	687.15
MW-69	743.62	01/31/2022	ND	56.68	0.00	686.94
MW-69	743.62	02/09/2022	ND	57.21	0.00	686.41
MW-69	743.62	02/14/2022	ND	57.12	0.00	686.50
MW-69	743.62	02/24/2022	ND	57.09	0.00	686.53
MW-69	743.62	02/28/2022	ND	57.18	0.00	686.44
MW-69	743.62	03/07/2022	ND	57.31	0.00	686.31
MW-69	743.62	03/14/2022	ND	57.39	0.00	686.23

Table 3
Summary of Monitoring Well Gauging Data

Colonial Pipeline Company
2020-L1-SR2448
Huntersville, North Carolina

Well ID	Top Of Casing Elevation[1]	Date	Depth to Free Product (ft btoc)	Depth to Groundwater (ft btoc)	Free Product Thickness (ft)	Groundwater Elevation[2] (ft btoc)
MW-70						
MW-70	728.08	12/26/2020	ND	35.82	0.00	692.26
MW-70	728.08	01/10/2021	ND	35.83	0.00	692.25
MW-70	728.08	01/19/2021	ND	35.86	0.00	692.22
MW-70	728.08	01/25/2021	ND	35.82	0.00	692.26
MW-70	728.08	02/01/2021	ND	35.85	0.00	692.23
MW-70	728.08	02/08/2021	ND	36.01	0.00	692.07
MW-70	728.08	02/16/2021	ND	35.82	0.00	692.26
MW-70	728.08	02/22/2021	ND	35.79	0.00	692.29
MW-70	728.08	03/04/2021	ND	35.76	0.00	692.32
MW-70	728.08	03/08/2021	ND	35.85	0.00	692.23
MW-70	728.08	03/15/2021	ND	35.75	0.00	692.33
MW-70	728.08	03/22/2021	ND	35.70	0.00	692.38
MW-70	728.08	04/01/2021	ND	35.59	0.00	692.49
MW-70	728.08	04/12/2021	ND	35.53	0.00	692.55
MW-70	728.08	04/19/2021	ND	35.53	0.00	692.55
MW-70	728.08	04/29/2021	ND	35.42	0.00	692.66
MW-70	728.08	05/03/2021	ND	35.36	0.00	692.72
MW-70	728.08	05/10/2021	ND	35.41	0.00	692.67
MW-70	728.08	05/18/2021	ND	35.45	0.00	692.63
MW-70	728.08	05/26/2021	ND	35.48	0.00	692.60
MW-70	728.08	05/31/2021	ND	35.63	0.00	692.45
MW-70	728.08	06/07/2021	ND	35.50	0.00	692.58
MW-70	728.08	06/14/2021	ND	35.62	0.00	692.46
MW-70	728.08	06/21/2021	ND	35.71	0.00	692.37
MW-70	728.08	07/01/2021	ND	35.87	0.00	692.21
MW-70	728.08	07/06/2021	ND	35.98	0.00	692.10
MW-70	728.08	07/14/2021	ND	36.10	0.00	691.98
MW-70	728.08	07/28/2021	ND	36.32	0.00	691.76
MW-70	728.08	08/02/2021	ND	36.46	0.00	691.62
MW-70	728.08	08/16/2021	ND	36.65	0.00	691.43
MW-70	728.08	08/26/2021	ND	36.90	0.00	691.18
MW-70	728.08	08/30/2021	ND	36.95	0.00	691.13
MW-70	728.08	09/14/2021	ND	37.24	0.00	690.84
MW-70	728.08	09/23/2021	ND	37.45	0.00	690.63
MW-70	728.08	10/06/2021	ND	37.71	0.00	690.37
MW-70	728.08	10/12/2021	ND	37.80	0.00	690.28
MW-70	728.08	10/18/2021	ND	38.00	0.00	690.08
MW-70	728.08	10/27/2021	ND	38.15	0.00	689.93
MW-70	728.08	11/01/2021	ND	38.30	0.00	689.78
MW-70	728.08	11/15/2021	ND	38.60	0.00	689.48
MW-70	728.08	11/22/2021	ND	38.71	0.00	689.37
MW-70	728.08	11/30/2021	ND	38.95	0.00	689.13
MW-70	728.08	12/06/2021	ND	38.98	0.00	689.10
MW-70	728.08	12/13/2021	ND	39.20	0.00	688.88

Table 3
Summary of Monitoring Well Gauging Data

Colonial Pipeline Company
2020-L1-SR2448
Huntersville, North Carolina

Well ID	Top Of Casing Elevation[1]	Date	Depth to Free Product (ft btoc)	Depth to Groundwater (ft btoc)	Free Product Thickness (ft)	Groundwater Elevation[2] (ft btoc)
MW-70	728.08	12/20/2021	ND	39.33	0.00	688.75
MW-70	728.08	12/28/2021	ND	39.46	0.00	688.62
MW-70	728.08	01/04/2022	ND	39.71	0.00	688.37
MW-70	728.08	01/10/2022	ND	39.84	0.00	688.24
MW-70	728.08	01/27/2022	ND	40.06	0.00	688.02
MW-70	728.08	01/31/2022	ND	40.10	0.00	687.98
MW-70	728.08	02/09/2022	ND	40.30	0.00	687.78
MW-70	728.08	02/14/2022	ND	40.43	0.00	687.65
MW-70	728.08	02/24/2022	ND	40.63	0.00	687.45
MW-70	728.08	02/28/2022	ND	40.65	0.00	687.43
MW-70	728.08	03/07/2022	ND	40.76	0.00	687.32
MW-70	728.08	03/14/2022	ND	40.91	0.00	687.17
MW-71						
MW-71	746.97	01/19/2021	ND	52.15	0.00	694.82
MW-71	746.97	01/25/2021	ND	55.34	0.00	691.63
MW-71	746.97	02/01/2021	ND	55.33	0.00	691.64
MW-71	746.97	02/08/2021	ND	55.61	0.00	691.36
MW-71	746.97	02/16/2021	ND	55.31	0.00	691.66
MW-71	746.97	02/22/2021	ND	55.25	0.00	691.72
MW-71	746.97	03/04/2021	ND	55.26	0.00	691.71
MW-71	746.97	03/08/2021	ND	55.40	0.00	691.57
MW-71	746.97	03/15/2021	ND	55.42	0.00	691.55
MW-71	746.97	03/22/2021	ND	55.41	0.00	691.56
MW-71	746.97	04/01/2021	ND	55.36	0.00	691.61
MW-71	746.97	04/12/2021	ND	55.46	0.00	691.51
MW-71	746.97	04/19/2021	ND	55.47	0.00	691.50
MW-71	746.97	04/29/2021	ND	55.32	0.00	691.65
MW-71	746.97	05/03/2021	ND	55.37	0.00	691.60
MW-71	746.97	05/10/2021	ND	55.51	0.00	691.46
MW-71	746.97	05/18/2021	ND	55.46	0.00	691.51
MW-71	746.97	05/26/2021	ND	55.32	0.00	691.65
MW-71	746.97	05/31/2021	ND	55.44	0.00	691.53
MW-71	746.97	06/07/2021	ND	55.48	0.00	691.49
MW-71	746.97	06/14/2021	ND	55.32	0.00	691.65
MW-71	746.97	06/21/2021	ND	55.56	0.00	691.41
MW-71	746.97	07/01/2021	ND	55.58	0.00	691.39
MW-71	746.97	07/06/2021	ND	55.74	0.00	691.23
MW-71	746.97	07/14/2021	ND	55.72	0.00	691.25
MW-71	746.97	07/28/2021	ND	56.06	0.00	690.91
MW-71	746.97	08/02/2021	ND	56.24	0.00	690.73
MW-71	746.97	08/16/2021	ND	56.39	0.00	690.58
MW-71	746.97	08/26/2021	ND	56.56	0.00	690.41
MW-71	746.97	08/30/2021	ND	56.85	0.00	690.12
MW-71	746.97	09/14/2021	ND	57.72	0.00	689.25
MW-71	746.97	09/23/2021	ND	57.14	0.00	689.83

Table 3
Summary of Monitoring Well Gauging Data

Colonial Pipeline Company
2020-L1-SR2448
Huntersville, North Carolina

Well ID	Top Of Casing Elevation[1]	Date	Depth to Free Product (ft btoc)	Depth to Groundwater (ft btoc)	Free Product Thickness (ft)	Groundwater Elevation[2] (ft btoc)
MW-71	746.97	10/06/2021	ND	57.68	0.00	689.29
MW-71	746.97	10/12/2021	ND	57.74	0.00	689.23
MW-71	746.97	10/18/2021	ND	57.89	0.00	689.08
MW-71	746.97	10/27/2021	ND	57.87	0.00	689.10
MW-71	746.97	11/01/2021	ND	58.08	0.00	688.89
MW-71	746.97	11/15/2021	ND	58.54	0.00	688.43
MW-71	746.97	11/22/2021	ND	58.72	0.00	688.25
MW-71	746.97	11/30/2021	ND	58.84	0.00	688.13
MW-71	746.97	12/06/2021	ND	59.00	0.00	687.97
MW-71	746.97	12/13/2021	ND	59.22	0.00	687.75
MW-71	746.97	12/20/2021	ND	59.39	0.00	687.58
MW-71	746.97	12/28/2021	ND	59.33	0.00	687.64
MW-71	746.97	01/04/2022	ND	59.81	0.00	687.16
MW-71	746.97	01/10/2022	ND	59.82	0.00	687.15
MW-71	746.97	01/27/2022	ND	59.91	0.00	687.06
MW-71	746.97	01/31/2022	ND	60.08	0.00	686.89
MW-71	746.97	02/09/2022	ND	60.45	0.00	686.52
MW-71	746.97	02/14/2022	ND	60.55	0.00	686.42
MW-71	746.97	02/24/2022	ND	60.55	0.00	686.42
MW-71	746.97	02/28/2022	ND	60.71	0.00	686.26
MW-71	746.97	03/07/2022	ND	60.91	0.00	686.06
MW-71	746.97	03/14/2022	ND	60.91	0.00	686.06
MW-72R						
MW-72	734.81	01/19/2021	ND	43.87	0.00	690.94
MW-72	734.81	01/25/2021	ND	45.33	0.00	689.48
MW-72	734.81	02/01/2021	ND	45.43	0.00	689.38
MW-72	734.81	02/08/2021	ND	45.64	0.00	689.17
MW-72	734.81	02/16/2021	ND	45.53	0.00	689.28
MW-72	734.81	02/22/2021	ND	45.43	0.00	689.38
MW-72	734.81	03/04/2021	ND	45.45	0.00	689.36
MW-72	734.81	03/08/2021	ND	45.58	0.00	689.23
MW-72	734.81	03/15/2021	ND	45.53	0.00	689.28
MW-72	734.81	03/22/2021	ND	45.51	0.00	689.30
MW-72	734.81	04/01/2021	ND	45.46	0.00	689.35
MW-72	734.81	04/12/2021	45.29	45.70	0.41	689.41
MW-72	734.81	04/19/2021	45.16	45.71	0.55	689.50
MW-72	734.81	04/29/2021	ND	47.81	0.00	687.00
MW-72	734.81	05/03/2021	ND	44.74	0.00	690.07
MW-72	734.81	05/10/2021	ARP	ARP	ARP	ARP
MW-72	734.81	05/18/2021	ARP	ARP	ARP	ARP
MW-72	734.81	05/26/2021	42.34	42.57	0.23	692.41
MW-72	734.81	05/31/2021	ARP	ARP	ARP	ARP
MW-72	734.81	06/07/2021	ARP	ARP	ARP	ARP
MW-72	734.81	06/14/2021	ARP	ARP	ARP	ARP
MW-72	734.81	06/21/2021	ARP	ARP	ARP	ARP

Table 3
Summary of Monitoring Well Gauging Data

Colonial Pipeline Company
2020-L1-SR2448
Huntersville, North Carolina

Well ID	Top Of Casing Elevation[1]	Date	Depth to Free Product (ft btoc)	Depth to Groundwater (ft btoc)	Free Product Thickness (ft)	Groundwater Elevation[2] (ft btoc)
MW-72	734.81	07/01/2021	42.53	42.73	0.20	692.23
MW-72	734.81	07/06/2021	ARP	ARP	ARP	ARP
MW-72	734.81	07/14/2021	42.59	43.08	0.49	692.09
MW-72	734.81	07/28/2021	43.02	43.21	0.19	691.74
MW-72	734.81	08/16/2021	ARP	ARP	ARP	ARP
MW-72	734.81	08/26/2021	ND	43.75	0.00	691.06
MW-72	734.81	08/30/2021	ARP	ARP	ARP	ARP
MW-72	734.81	09/16/2021	ND	44.25	0.00	690.56
MW-72R	731.92	09/23/2021	ND	44.40	0.00	687.52
MW-72R	731.92	10/06/2021	ARP	ARP	ARP	ARP
MW-72R	731.92	10/12/2021	ARP	ARP	ARP	ARP
MW-72R	731.92	10/18/2021	ARP	ARP	ARP	ARP
MW-72R	731.92	10/27/2021	ND	45.03	0.00	686.89
MW-72R	731.92	11/01/2021	ARP	ARP	ARP	ARP
MW-72R	731.92	11/30/2021	ND	46.04	0.00	685.88
MW-72R	731.92	12/06/2021	ARP	ARP	ARP	ARP
MW-72R	731.92	12/13/2021	ARP	ARP	ARP	ARP
MW-72R	731.92	12/20/2021	ARP	ARP	ARP	ARP
MW-72R	731.92	12/28/2021	ND	46.80	0.00	685.12
MW-72R	731.92	01/04/2022	ARP	ARP	ARP	ARP
MW-72R	731.92	01/10/2022	ARP	ARP	ARP	ARP
MW-72R	731.92	01/27/2022	ND	47.52	0.00	684.40
MW-72R	731.92	01/31/2022	ARP	ARP	ARP	ARP
MW-72R	731.92	02/09/2022	ARP	ARP	ARP	ARP
MW-72R	731.92	02/14/2022	ARP	ARP	ARP	ARP
MW-72R	731.92	02/24/2022	ND	48.34	0.00	683.58
MW-72R	731.92	02/28/2022	ARP	ARP	ARP	ARP
MW-72R	731.92	03/07/2022	ARP	ARP	ARP	ARP
MW-72R	731.92	03/14/2022	ARP	ARP	ARP	ARP
MW-73						
MW-73	726.44	01/25/2021	ND	32.67	0.00	693.77
MW-73	726.44	02/01/2021	ND	32.68	0.00	693.76
MW-73	726.44	02/08/2021	ND	32.75	0.00	693.69
MW-73	726.44	02/16/2021	ND	32.54	0.00	693.90
MW-73	726.44	02/22/2021	ND	32.17	0.00	694.27
MW-73	726.44	03/04/2021	ND	31.94	0.00	694.50
MW-73	726.44	03/08/2021	ND	31.99	0.00	694.45
MW-73	726.44	03/15/2021	ND	31.86	0.00	694.58
MW-73	726.44	03/22/2021	ND	31.71	0.00	694.73
MW-73	726.44	04/01/2021	ND	31.39	0.00	695.05
MW-73	726.44	04/12/2021	ND	31.07	0.00	695.37
MW-73	726.44	04/19/2021	ND	30.97	0.00	695.47
MW-73	726.44	04/29/2021	ND	30.97	0.00	695.47
MW-73	726.44	05/03/2021	ND	30.98	0.00	695.46
MW-73	726.44	05/10/2021	ND	31.12	0.00	695.32

Table 3
Summary of Monitoring Well Gauging Data

Colonial Pipeline Company
2020-L1-SR2448
Huntersville, North Carolina

Well ID	Top Of Casing Elevation[1]	Date	Depth to Free Product (ft btoc)	Depth to Groundwater (ft btoc)	Free Product Thickness (ft)	Groundwater Elevation[2] (ft btoc)
MW-73	726.44	05/18/2021	ND	31.38	0.00	695.06
MW-73	726.44	05/26/2021	ND	31.48	0.00	694.96
MW-73	726.44	05/31/2021	ND	31.71	0.00	694.73
MW-73	726.44	06/07/2021	ND	31.75	0.00	694.69
MW-73	726.44	06/14/2021	ND	31.98	0.00	694.46
MW-73	726.44	06/21/2021	ND	32.15	0.00	694.29
MW-73	726.44	07/01/2021	ND	32.34	0.00	694.10
MW-73	726.44	07/06/2021	ND	32.55	0.00	693.89
MW-73	726.44	07/14/2021	ND	32.75	0.00	693.69
MW-73	726.44	07/28/2021	ND	32.92	0.00	693.52
MW-73	726.44	08/02/2021	ND	33.14	0.00	693.30
MW-73	726.44	08/16/2021	ND	33.42	0.00	693.02
MW-73	726.44	08/26/2021	ND	33.52	0.00	692.92
MW-73	726.44	08/30/2021	ND	33.65	0.00	692.79
MW-73	726.44	09/14/2021	ND	34.02	0.00	692.42
MW-73	726.44	09/23/2021	ND	34.26	0.00	692.18
MW-73	726.44	10/06/2021	ND	34.52	0.00	691.92
MW-73	726.44	10/12/2021	ND	34.67	0.00	691.77
MW-73	726.44	10/18/2021	ND	34.87	0.00	691.57
MW-73	726.44	10/27/2021	ND	35.06	0.00	691.38
MW-73	726.44	11/01/2021	ND	35.22	0.00	691.22
MW-73	726.44	11/15/2021	ND	35.55	0.00	690.89
MW-73	726.44	11/22/2021	ND	35.56	0.00	690.88
MW-73	726.44	11/30/2021	ND	35.83	0.00	690.61
MW-73	726.44	12/06/2021	ND	35.84	0.00	690.60
MW-73	726.44	12/13/2021	ND	36.09	0.00	690.35
MW-73	726.44	12/20/2021	ND	36.21	0.00	690.23
MW-73	726.44	12/28/2021	ND	36.28	0.00	690.16
MW-73	726.44	01/04/2022	ND	36.51	0.00	689.93
MW-73	726.44	01/10/2022	ND	36.64	0.00	689.80
MW-73	726.44	01/27/2022	ND	36.74	0.00	689.70
MW-73	726.44	01/31/2022	ND	36.85	0.00	689.59
MW-73	726.44	02/09/2022	ND	36.84	0.00	689.60
MW-73	726.44	02/14/2022	ND	36.97	0.00	689.47
MW-73	726.44	02/24/2022	ND	37.08	0.00	689.36
MW-73	726.44	02/28/2022	ND	37.12	0.00	689.32
MW-73	726.44	03/07/2022	ND	37.11	0.00	689.33
MW-73	726.44	03/14/2022	ND	37.16	0.00	689.28
MW-74						
MW-74	713.48	02/16/2021	ND	20.72	0.00	692.76
MW-74	713.48	02/22/2021	ND	20.44	0.00	693.04
MW-74	713.48	03/04/2021	ND	20.26	0.00	693.22
MW-74	713.48	03/08/2021	ND	20.37	0.00	693.11
MW-74	713.48	03/15/2021	ND	20.25	0.00	693.23
MW-74	713.48	03/22/2021	ND	20.03	0.00	693.45

Table 3
Summary of Monitoring Well Gauging Data

Colonial Pipeline Company
2020-L1-SR2448
Huntersville, North Carolina

Well ID	Top Of Casing Elevation[1]	Date	Depth to Free Product (ft btoc)	Depth to Groundwater (ft btoc)	Free Product Thickness (ft)	Groundwater Elevation[2] (ft btoc)
MW-74	713.48	04/01/2021	ND	19.72	0.00	693.76
MW-74	713.48	04/12/2021	ND	19.52	0.00	693.96
MW-74	713.48	04/19/2021	ND	19.52	0.00	693.96
MW-74	713.48	04/29/2021	ND	19.54	0.00	693.94
MW-74	713.48	05/03/2021	ND	19.54	0.00	693.94
MW-74	713.48	05/10/2021	ND	19.75	0.00	693.73
MW-74	713.48	05/18/2021	ND	30.07	0.00	683.41
MW-74	713.48	05/26/2021	ND	20.15	0.00	693.33
MW-74	713.48	05/31/2021	ND	20.43	0.00	693.05
MW-74	713.48	06/07/2021	ND	20.42	0.00	693.06
MW-74	713.48	06/14/2021	ND	20.64	0.00	692.84
MW-74	713.48	06/21/2021	ND	20.80	0.00	692.68
MW-74	713.48	07/01/2021	ND	20.99	0.00	692.49
MW-74	713.48	07/06/2021	ND	21.18	0.00	692.30
MW-74	713.48	07/14/2021	ND	21.39	0.00	692.09
MW-74	713.48	07/28/2021	ND	21.56	0.00	691.92
MW-74	713.48	08/02/2021	ND	21.70	0.00	691.78
MW-74	713.48	08/16/2021	ND	22.00	0.00	691.48
MW-74	713.48	08/26/2021	ND	22.24	0.00	691.24
MW-74	713.48	08/30/2021	ND	22.27	0.00	691.21
MW-74	713.48	09/14/2021	ND	22.58	0.00	690.90
MW-74	713.48	09/23/2021	ND	22.88	0.00	690.60
MW-74	713.48	10/06/2021	ND	23.13	0.00	690.35
MW-74	713.48	10/12/2021	ND	23.23	0.00	690.25
MW-74	713.48	10/18/2021	ND	23.47	0.00	690.01
MW-74	713.48	10/27/2021	ND	23.66	0.00	689.82
MW-74	713.48	11/01/2021	ND	23.83	0.00	689.65
MW-74	713.48	11/15/2021	ND	24.14	0.00	689.34
MW-74	713.48	11/22/2021	ND	24.29	0.00	689.19
MW-74	713.48	11/30/2021	ND	24.42	0.00	689.06
MW-74	713.48	12/06/2021	ND	24.42	0.00	689.06
MW-74	713.48	12/13/2021	ND	24.65	0.00	688.83
MW-74	713.48	12/20/2021	ND	24.75	0.00	688.73
MW-74	713.48	12/28/2021	ND	24.91	0.00	688.57
MW-74	713.48	01/04/2022	ND	25.07	0.00	688.41
MW-74	713.48	01/10/2022	ND	25.52	0.00	687.96
MW-74	713.48	01/27/2022	ND	25.29	0.00	688.19
MW-74	713.48	01/31/2022	ND	25.40	0.00	688.08
MW-74	713.48	02/09/2022	ND	25.30	0.00	688.18
MW-74	713.48	02/14/2022	ND	25.45	0.00	688.03
MW-74	713.48	02/24/2022	ND	25.56	0.00	687.92
MW-74	713.48	02/28/2022	ND	25.62	0.00	687.86
MW-74	713.48	03/07/2022	ND	25.61	0.00	687.87
MW-74	713.48	03/14/2022	ND	25.68	0.00	687.80

Table 3
Summary of Monitoring Well Gauging Data

Colonial Pipeline Company
2020-L1-SR2448
Huntersville, North Carolina

Well ID	Top Of Casing Elevation[1]	Date	Depth to Free Product (ft btoc)	Depth to Groundwater (ft btoc)	Free Product Thickness (ft)	Groundwater Elevation[2] (ft btoc)
MW-75						
MW-75	730.05	02/16/2021	ND	37.92	0.00	692.13
MW-75	730.05	02/22/2021	ND	37.88	0.00	692.17
MW-75	730.05	03/04/2021	ND	37.86	0.00	692.19
MW-75	730.05	03/08/2021	ND	37.97	0.00	692.08
MW-75	730.05	03/15/2021	ND	37.88	0.00	692.17
MW-75	730.05	03/22/2021	ND	37.87	0.00	692.18
MW-75	730.05	04/01/2021	ND	37.80	0.00	692.25
MW-75	730.05	04/12/2021	ND	37.73	0.00	692.32
MW-75	730.05	04/19/2021	ND	37.73	0.00	692.32
MW-75	730.05	04/29/2021	ND	37.64	0.00	692.41
MW-75	730.05	05/03/2021	ND	37.61	0.00	692.44
MW-75	730.05	05/10/2021	ND	37.69	0.00	692.36
MW-75	730.05	05/18/2021	ND	37.77	0.00	692.28
MW-75	730.05	05/26/2021	ND	37.73	0.00	692.32
MW-75	730.05	05/31/2021	ND	37.86	0.00	692.19
MW-75	730.05	06/07/2021	ND	37.81	0.00	692.24
MW-75	730.05	06/14/2021	ND	37.82	0.00	692.23
MW-75	730.05	06/21/2021	ND	37.94	0.00	692.11
MW-75	730.05	07/01/2021	ND	38.09	0.00	691.96
MW-75	730.05	07/06/2021	ND	38.20	0.00	691.85
MW-75	730.05	07/14/2021	ND	38.30	0.00	691.75
MW-75	730.05	07/28/2021	ND	38.52	0.00	691.53
MW-75	730.05	08/02/2021	ND	38.69	0.00	691.36
MW-75	730.05	08/16/2021	ND	38.87	0.00	691.18
MW-75	730.05	08/26/2021	ND	39.11	0.00	690.94
MW-75	730.05	08/30/2021	ND	39.25	0.00	690.80
MW-75	730.05	09/14/2021	ND	39.54	0.00	690.51
MW-75	730.05	09/23/2021	ND	39.70	0.00	690.35
MW-75	730.05	10/06/2021	ND	40.00	0.00	690.05
MW-75	730.05	10/12/2021	ND	40.13	0.00	689.92
MW-75	730.05	10/18/2021	ND	40.28	0.00	689.77
MW-75	730.05	10/27/2021	ND	40.41	0.00	689.64
MW-75	730.05	11/01/2021	ND	40.55	0.00	689.50
MW-75	730.05	11/15/2021	ND	40.90	0.00	689.15
MW-75	730.05	11/22/2021	ND	41.01	0.00	689.04
MW-75	730.05	11/30/2021	ND	41.26	0.00	688.79
MW-75	730.05	12/06/2021	ND	41.31	0.00	688.74
MW-75	730.05	12/13/2021	ND	41.54	0.00	688.51
MW-75	730.05	12/20/2021	ND	41.67	0.00	688.38
MW-75	730.05	12/28/2021	ND	41.80	0.00	688.25
MW-75	730.05	01/04/2022	ND	42.06	0.00	687.99
MW-75	730.05	01/10/2022	ND	42.18	0.00	687.87
MW-75	730.05	01/27/2022	ND	42.36	0.00	687.69
MW-75	730.05	01/31/2022	ND	42.44	0.00	687.61

Table 3
Summary of Monitoring Well Gauging Data

Colonial Pipeline Company
2020-L1-SR2448
Huntersville, North Carolina

Well ID	Top Of Casing Elevation[1]	Date	Depth to Free Product (ft btoc)	Depth to Groundwater (ft btoc)	Free Product Thickness (ft)	Groundwater Elevation[2] (ft btoc)
MW-75	730.05	02/09/2022	ND	42.70	0.00	687.35
MW-75	730.05	02/14/2022	ND	42.87	0.00	687.18
MW-75	730.05	02/24/2022	ND	43.00	0.00	687.05
MW-75	730.05	02/28/2022	ND	43.07	0.00	686.98
MW-75	730.05	03/07/2022	ND	43.21	0.00	686.84
MW-75	730.05	03/14/2022	ND	43.28	0.00	686.77
MW-76						
MW-76	723.94	02/16/2021	ND	29.60	0.00	694.34
MW-76	723.94	02/22/2021	ND	29.21	0.00	694.73
MW-76	723.94	03/04/2021	ND	28.94	0.00	695.00
MW-76	723.94	03/08/2021	ND	28.98	0.00	694.96
MW-76	723.94	03/15/2021	ND	28.93	0.00	695.01
MW-76	723.94	03/22/2021	ND	28.83	0.00	695.11
MW-76	723.94	04/01/2021	ND	28.46	0.00	695.48
MW-76	723.94	04/12/2021	ND	28.19	0.00	695.75
MW-76	723.94	04/19/2021	ND	28.17	0.00	695.77
MW-76	723.94	04/29/2021	ND	28.27	0.00	695.67
MW-76	723.94	05/03/2021	ND	28.31	0.00	695.63
MW-76	723.94	05/10/2021	ND	28.45	0.00	695.49
MW-76	723.94	05/18/2021	ND	28.75	0.00	695.19
MW-76	723.94	05/26/2021	ND	28.92	0.00	695.02
MW-76	723.94	05/31/2021	ND	29.14	0.00	694.80
MW-76	723.94	06/07/2021	ND	29.24	0.00	694.70
MW-76	723.94	06/14/2021	ND	29.48	0.00	694.46
MW-76	723.94	06/21/2021	ND	29.66	0.00	694.28
MW-76	723.94	07/01/2021	ND	29.90	0.00	694.04
MW-76	723.94	07/06/2021	ND	30.08	0.00	693.86
MW-76	723.94	07/14/2021	ND	30.30	0.00	693.64
MW-76	723.94	07/28/2021	ND	30.49	0.00	693.45
MW-76	723.94	08/02/2021	ND	30.70	0.00	693.24
MW-76	723.94	08/16/2021	ND	30.98	0.00	692.96
MW-76	723.94	08/26/2021	ND	31.13	0.00	692.81
MW-76	723.94	08/30/2021	ND	31.25	0.00	692.69
MW-76	723.94	09/14/2021	ND	31.59	0.00	692.35
MW-76	723.94	09/23/2021	ND	31.90	0.00	692.04
MW-76	723.94	10/06/2021	ND	32.11	0.00	691.83
MW-76	723.94	10/12/2021	ND	32.30	0.00	691.64
MW-76	723.94	10/18/2021	ND	32.51	0.00	691.43
MW-76	723.94	10/27/2021	ND	32.70	0.00	691.24
MW-76	723.94	11/01/2021	ND	32.87	0.00	691.07
MW-76	723.94	11/15/2021	ND	33.18	0.00	690.76
MW-76	723.94	11/22/2021	ND	33.26	0.00	690.68
MW-76	723.94	11/30/2021	ND	33.48	0.00	690.46
MW-76	723.94	12/06/2021	ND	33.54	0.00	690.40
MW-76	723.94	12/13/2021	ND	33.73	0.00	690.21

Table 3
Summary of Monitoring Well Gauging Data

Colonial Pipeline Company
2020-L1-SR2448
Huntersville, North Carolina

Well ID	Top Of Casing Elevation[1]	Date	Depth to Free Product (ft btoc)	Depth to Groundwater (ft btoc)	Free Product Thickness (ft)	Groundwater Elevation[2] (ft btoc)
MW-76	723.94	12/20/2021	ND	33.85	0.00	690.09
MW-76	723.94	12/28/2021	ND	34.00	0.00	689.94
MW-76	723.94	01/04/2022	ND	34.18	0.00	689.76
MW-76	723.94	01/10/2022	ND	34.30	0.00	689.64
MW-76	723.94	01/27/2022	ND	31.44	0.00	692.50
MW-76	723.94	01/31/2022	ND	34.50	0.00	689.44
MW-76	723.94	02/09/2022	ND	34.52	0.00	689.42
MW-76	723.94	02/14/2022	ND	34.61	0.00	689.33
MW-76	723.94	02/24/2022	ND	34.71	0.00	689.23
MW-76	723.94	02/28/2022	ND	34.78	0.00	689.16
MW-76	723.94	03/07/2022	ND	34.76	0.00	689.18
MW-76	723.94	03/14/2022	ND	34.81	0.00	689.13
MW-77						
MW-77	722.70	03/04/2021	ND	28.78	0.00	693.92
MW-77	722.70	03/08/2021	ND	28.85	0.00	693.85
MW-77	722.70	03/15/2021	ND	28.78	0.00	693.92
MW-77	722.70	03/22/2021	ND	28.74	0.00	693.96
MW-77	722.70	04/01/2021	ND	28.66	0.00	694.04
MW-77	722.70	04/12/2021	ND	28.52	0.00	694.18
MW-77	722.70	04/19/2021	ND	28.46	0.00	694.24
MW-77	722.70	04/29/2021	ND	28.39	0.00	694.31
MW-77	722.70	05/03/2021	ND	28.36	0.00	694.34
MW-77	722.70	05/10/2021	ND	28.36	0.00	694.34
MW-77	722.70	05/18/2021	ND	28.42	0.00	694.28
MW-77	722.70	05/26/2021	ND	28.38	0.00	694.32
MW-77	722.70	05/31/2021	ND	28.49	0.00	694.21
MW-77	722.70	06/07/2021	ND	28.42	0.00	694.28
MW-77	722.70	06/14/2021	ND	28.46	0.00	694.24
MW-77	722.70	06/21/2021	ND	28.49	0.00	694.21
MW-77	722.70	07/01/2021	ND	28.54	0.00	694.16
MW-77	722.70	07/06/2021	ND	28.61	0.00	694.09
MW-77	722.70	07/14/2021	ND	28.69	0.00	694.01
MW-77	722.70	07/28/2021	ND	28.66	0.00	694.04
MW-77	722.70	08/02/2021	ND	28.73	0.00	693.97
MW-77	722.70	08/16/2021	ND	28.80	0.00	693.90
MW-77	722.70	08/26/2021	ND	28.48	0.00	694.22
MW-77	722.70	08/30/2021	ND	28.62	0.00	694.08
MW-77	722.70	09/14/2021	ND	28.90	0.00	693.80
MW-77	722.70	09/23/2021	ND	29.12	0.00	693.58
MW-77	722.70	10/06/2021	ND	29.26	0.00	693.44
MW-77	722.70	10/12/2021	ND	29.38	0.00	693.32
MW-77	722.70	10/18/2021	ND	29.52	0.00	693.18
MW-77	722.70	10/27/2021	ND	29.64	0.00	693.06
MW-77	722.70	11/01/2021	ND	29.77	0.00	692.93
MW-77	722.70	11/15/2021	ND	30.01	0.00	692.69

Table 3
Summary of Monitoring Well Gauging Data

Colonial Pipeline Company
2020-L1-SR2448
Huntersville, North Carolina

Well ID	Top Of Casing Elevation[1]	Date	Depth to Free Product (ft btoc)	Depth to Groundwater (ft btoc)	Free Product Thickness (ft)	Groundwater Elevation[2] (ft btoc)
MW-77	722.70	11/22/2021	ND	30.20	0.00	692.50
MW-77	722.70	11/30/2021	ND	30.20	0.00	692.50
MW-77	722.70	12/06/2021	ND	30.23	0.00	692.47
MW-77	722.70	12/13/2021	ND	30.45	0.00	692.25
MW-77	722.70	12/20/2021	ND	30.57	0.00	692.13
MW-77	722.70	12/28/2021	ND	30.64	0.00	692.06
MW-77	722.70	01/04/2022	ND	30.81	0.00	691.89
MW-77	722.70	01/10/2022	ND	30.89	0.00	691.81
MW-77	722.70	01/27/2022	ND	30.98	0.00	691.72
MW-77	722.70	01/31/2022	ND	31.02	0.00	691.68
MW-77	722.70	02/09/2022	ND	31.00	0.00	691.70
MW-77	722.70	02/14/2022	ND	31.12	0.00	691.58
MW-77	722.70	02/24/2022	ND	31.14	0.00	691.56
MW-77	722.70	02/28/2022	ND	31.22	0.00	691.48
MW-77	722.70	03/07/2022	ND	31.15	0.00	691.55
MW-77	722.70	03/14/2022	ND	31.28	0.00	691.42
MW-78						
MW-78	725.08	03/04/2021	ND	33.02	0.00	692.06
MW-78	725.08	03/08/2021	ND	33.07	0.00	692.01
MW-78	725.08	03/15/2021	ND	33.00	0.00	692.08
MW-78	725.08	03/22/2021	ND	32.92	0.00	692.16
MW-78	725.08	04/01/2021	ND	32.83	0.00	692.25
MW-78	725.08	04/12/2021	ND	32.69	0.00	692.39
MW-78	725.08	04/19/2021	ND	32.60	0.00	692.48
MW-78	725.08	04/29/2021	ND	32.46	0.00	692.62
MW-78	725.08	05/03/2021	ND	32.42	0.00	692.66
MW-78	725.08	05/10/2021	ND	32.42	0.00	692.66
MW-78	725.08	05/18/2021	ND	32.45	0.00	692.63
MW-78	725.08	05/26/2021	ND	32.40	0.00	692.68
MW-78	725.08	05/31/2021	ND	32.50	0.00	692.58
MW-78	725.08	06/07/2021	ND	32.50	0.00	692.58
MW-78	725.08	06/14/2021	ND	32.49	0.00	692.59
MW-78	725.08	06/21/2021	ND	32.55	0.00	692.53
MW-78	725.08	07/01/2021	ND	32.64	0.00	692.44
MW-78	725.08	07/06/2021	ND	32.75	0.00	692.33
MW-78	725.08	07/14/2021	ND	32.87	0.00	692.21
MW-78	725.08	07/28/2021	ND	32.93	0.00	692.15
MW-78	725.08	08/02/2021	ND	33.04	0.00	692.04
MW-78	725.08	08/16/2021	ND	33.19	0.00	691.89
MW-78	725.08	08/26/2021	ND	33.02	0.00	692.06
MW-78	725.08	08/30/2021	ND	33.18	0.00	691.90
MW-78	725.08	09/14/2021	ND	33.57	0.00	691.51
MW-78	725.08	09/23/2021	ND	33.81	0.00	691.27
MW-78	725.08	10/06/2021	ND	33.99	0.00	691.09
MW-78	725.08	10/12/2021	ND	34.12	0.00	690.96

Table 3
Summary of Monitoring Well Gauging Data

Colonial Pipeline Company
2020-L1-SR2448
Huntersville, North Carolina

Well ID	Top Of Casing Elevation[1]	Date	Depth to Free Product (ft btoc)	Depth to Groundwater (ft btoc)	Free Product Thickness (ft)	Groundwater Elevation[2] (ft btoc)
MW-78	725.08	10/18/2021	ND	34.28	0.00	690.80
MW-78	725.08	10/27/2021	ND	34.46	0.00	690.62
MW-78	725.08	11/01/2021	ND	34.58	0.00	690.50
MW-78	725.08	11/15/2021	ND	34.84	0.00	690.24
MW-78	725.08	11/22/2021	ND	34.83	0.00	690.25
MW-78	725.08	11/30/2021	ND	35.00	0.00	690.08
MW-78	725.08	12/06/2021	ND	35.02	0.00	690.06
MW-78	725.08	12/13/2021	ND	35.22	0.00	689.86
MW-78	725.08	12/20/2021	ND	35.32	0.00	689.76
MW-78	725.08	12/28/2021	ND	35.39	0.00	689.69
MW-78	725.08	01/04/2022	ND	35.51	0.00	689.57
MW-78	725.08	01/10/2022	ND	35.60	0.00	689.48
MW-78	725.08	01/27/2022	ND	35.73	0.00	689.35
MW-78	725.08	01/31/2022	ND	35.74	0.00	689.34
MW-78	725.08	02/09/2022	ND	35.73	0.00	689.35
MW-78	725.08	02/14/2022	ND	35.83	0.00	689.25
MW-78	725.08	02/24/2022	ND	35.85	0.00	689.23
MW-78	725.08	02/28/2022	ND	35.89	0.00	689.19
MW-78	725.08	03/07/2022	ND	35.85	0.00	689.23
MW-78	725.08	03/14/2022	ND	35.95	0.00	689.13
MW-79						
MW-79	721.56	03/04/2021	ND	27.60	0.00	693.96
MW-79	721.56	03/08/2021	ND	27.66	0.00	693.90
MW-79	721.56	03/15/2021	ND	27.60	0.00	693.96
MW-79	721.56	03/22/2021	ND	27.50	0.00	694.06
MW-79	721.56	04/01/2021	ND	27.45	0.00	694.11
MW-79	721.56	04/12/2021	ND	27.31	0.00	694.25
MW-79	721.56	04/19/2021	ND	27.27	0.00	694.29
MW-79	721.56	04/29/2021	ND	27.22	0.00	694.34
MW-79	721.56	05/03/2021	ND	27.19	0.00	694.37
MW-79	721.56	05/10/2021	ND	27.20	0.00	694.36
MW-79	721.56	05/18/2021	ND	27.24	0.00	694.32
MW-79	721.56	05/26/2021	ND	27.21	0.00	694.35
MW-79	721.56	05/31/2021	ND	27.34	0.00	694.22
MW-79	721.56	06/07/2021	ND	27.25	0.00	694.31
MW-79	721.56	06/14/2021	ND	27.28	0.00	694.28
MW-79	721.56	06/21/2021	ND	27.30	0.00	694.26
MW-79	721.56	07/01/2021	ND	27.35	0.00	694.21
MW-79	721.56	07/06/2021	ND	27.42	0.00	694.14
MW-79	721.56	07/14/2021	ND	27.49	0.00	694.07
MW-79	721.56	07/28/2021	ND	27.44	0.00	694.12
MW-79	721.56	08/02/2021	ND	27.52	0.00	694.04
MW-79	721.56	08/16/2021	ND	27.59	0.00	693.97
MW-79	721.56	08/26/2021	ND	27.49	0.00	694.07
MW-79	721.56	08/30/2021	ND	27.49	0.00	694.07

Table 3
Summary of Monitoring Well Gauging Data

Colonial Pipeline Company
2020-L1-SR2448
Huntersville, North Carolina

Well ID	Top Of Casing Elevation[1]	Date	Depth to Free Product (ft btoc)	Depth to Groundwater (ft btoc)	Free Product Thickness (ft)	Groundwater Elevation[2] (ft btoc)
MW-79	721.56	09/14/2021	ND	27.65	0.00	693.91
MW-79	721.56	09/23/2021	ND	27.92	0.00	693.64
MW-79	721.56	10/06/2021	ND	28.06	0.00	693.50
MW-79	721.56	10/12/2021	ND	28.17	0.00	693.39
MW-79	721.56	10/18/2021	ND	28.32	0.00	693.24
MW-79	721.56	10/27/2021	ND	28.47	0.00	693.09
MW-79	721.56	11/01/2021	ND	28.56	0.00	693.00
MW-79	721.56	11/15/2021	ND	28.81	0.00	692.75
MW-79	721.56	11/22/2021	ND	28.84	0.00	692.72
MW-79	721.56	11/30/2021	ND	29.02	0.00	692.54
MW-79	721.67	12/06/2021	ND	28.98	0.00	692.69
MW-79	721.67	12/13/2021	ND	29.21	0.00	692.46
MW-79	721.67	12/20/2021	ND	29.31	0.00	692.36
MW-79	721.67	12/28/2021	ND	29.34	0.00	692.33
MW-79	721.67	01/04/2022	ND	29.54	0.00	692.13
MW-79	721.67	01/10/2022	ND	29.68	0.00	691.99
MW-79	721.67	01/27/2022	ND	29.70	0.00	691.97
MW-79	721.67	01/31/2022	ND	29.76	0.00	691.91
MW-79	721.67	02/09/2022	ND	29.71	0.00	691.96
MW-79	721.67	02/14/2022	ND	29.80	0.00	691.87
MW-79	721.67	02/24/2022	ND	29.85	0.00	691.82
MW-79	721.67	02/28/2022	ND	29.94	0.00	691.73
MW-79	721.67	03/07/2022	ND	29.84	0.00	691.83
MW-79	721.67	03/14/2022	ND	29.97	0.00	691.70
MW-80						
MW-80	722.65	03/04/2021	ND	28.76	0.00	693.89
MW-80	722.65	03/08/2021	ND	28.81	0.00	693.84
MW-80	722.65	03/15/2021	ND	28.72	0.00	693.93
MW-80	722.65	03/22/2021	ND	28.65	0.00	694.00
MW-80	722.65	04/01/2021	ND	28.57	0.00	694.08
MW-80	722.65	04/12/2021	ND	28.41	0.00	694.24
MW-80	722.65	04/19/2021	ND	28.31	0.00	694.34
MW-80	722.65	04/29/2021	ND	28.22	0.00	694.43
MW-80	722.65	05/03/2021	ND	NM	NM	NM
MW-80	722.65	05/10/2021	ND	28.20	0.00	694.45
MW-80	722.65	05/18/2021	ND	28.24	0.00	694.41
MW-80	722.65	05/26/2021	ND	28.19	0.00	694.46
MW-80	722.65	05/31/2021	ND	28.31	0.00	694.34
MW-80	722.65	06/07/2021	ND	28.20	0.00	694.45
MW-80	722.65	06/14/2021	ND	28.25	0.00	694.40
MW-80	722.65	06/21/2021	ND	28.29	0.00	694.36
MW-80	722.65	07/01/2021	ND	28.34	0.00	694.31
MW-80	722.65	07/06/2021	ND	28.42	0.00	694.23
MW-80	722.65	07/14/2021	ND	28.52	0.00	694.13
MW-80	722.65	07/28/2021	ND	28.48	0.00	694.17

Table 3
Summary of Monitoring Well Gauging Data

Colonial Pipeline Company
2020-L1-SR2448
Huntersville, North Carolina

Well ID	Top Of Casing Elevation[1]	Date	Depth to Free Product (ft btoc)	Depth to Groundwater (ft btoc)	Free Product Thickness (ft)	Groundwater Elevation[2] (ft btoc)
MW-80	722.65	08/02/2021	ND	28.60	0.00	694.05
MW-80	722.65	08/16/2021	ND	28.68	0.00	693.97
MW-80	722.65	08/26/2021	ND	28.55	0.00	694.10
MW-80	722.65	08/30/2021	ND	28.62	0.00	694.03
MW-80	722.65	09/14/2021	ND	28.61	0.00	694.04
MW-80	722.65	09/23/2021	ND	29.05	0.00	693.60
MW-80	722.65	10/06/2021	ND	29.16	0.00	693.49
MW-80	722.65	10/12/2021	ND	29.28	0.00	693.37
MW-80	722.65	10/18/2021	ND	29.41	0.00	693.24
MW-80	722.65	10/27/2021	ND	29.51	0.00	693.14
MW-80	722.65	11/01/2021	ND	29.65	0.00	693.00
MW-80	722.65	11/15/2021	ND	29.89	0.00	692.76
MW-80	722.65	11/22/2021	ND	29.89	0.00	692.76
MW-80	722.65	11/30/2021	ND	30.02	0.00	692.63
MW-80	722.65	12/06/2021	ND	30.08	0.00	692.57
MW-80	722.65	12/13/2021	ND	30.34	0.00	692.31
MW-80	722.65	12/20/2021	ND	30.45	0.00	692.20
MW-80	722.65	12/28/2021	ND	30.49	0.00	692.16
MW-80	722.65	01/04/2022	ND	30.70	0.00	691.95
MW-80	722.65	01/10/2022	ND	30.80	0.00	691.85
MW-80	722.65	01/27/2022	ND	30.87	0.00	691.78
MW-80	722.65	01/31/2022	ND	30.95	0.00	691.70
MW-80	722.65	02/09/2022	ND	30.90	0.00	691.75
MW-80	722.65	02/14/2022	ND	31.05	0.00	691.60
MW-80	722.65	02/24/2022	ND	31.00	0.00	691.65
MW-80	722.65	02/28/2022	ND	31.19	0.00	691.46
MW-80	722.65	03/07/2022	ND	31.14	0.00	691.51
MW-80	722.65	03/14/2022	ND	31.29	0.00	691.36
MW-81						
MW-81	723.10	03/04/2021	ND	30.33	0.00	692.77
MW-81	723.10	03/08/2021	ND	30.34	0.00	692.76
MW-81	723.10	03/15/2021	ND	30.19	0.00	692.91
MW-81	723.10	03/22/2021	ND	30.09	0.00	693.01
MW-81	723.10	04/01/2021	ND	29.99	0.00	693.11
MW-81	723.10	04/12/2021	ND	29.79	0.00	693.31
MW-81	723.10	04/19/2021	ND	29.66	0.00	693.44
MW-81	723.10	04/29/2021	ND	29.50	0.00	693.60
MW-81	723.10	05/03/2021	ND	29.43	0.00	693.67
MW-81	722.83	05/10/2021	ND	29.38	0.00	693.45
MW-81	722.83	05/18/2021	ND	29.11	0.00	693.72
MW-81	722.83	05/26/2021	ND	29.04	0.00	693.79
MW-81	722.83	05/31/2021	ND	29.13	0.00	693.70
MW-81	722.83	06/07/2021	ND	29.04	0.00	693.79
MW-81	722.83	06/14/2021	ND	29.11	0.00	693.72
MW-81	722.83	06/21/2021	ND	29.16	0.00	693.67

Table 3
Summary of Monitoring Well Gauging Data

Colonial Pipeline Company
2020-L1-SR2448
Huntersville, North Carolina

Well ID	Top Of Casing Elevation[1]	Date	Depth to Free Product (ft btoc)	Depth to Groundwater (ft btoc)	Free Product Thickness (ft)	Groundwater Elevation[2] (ft btoc)
MW-81	722.83	07/01/2021	ND	28.27	0.00	694.56
MW-81	722.83	07/06/2021	ND	29.37	0.00	693.46
MW-81	722.83	07/14/2021	ND	29.51	0.00	693.32
MW-81	722.83	07/28/2021	ND	29.60	0.00	693.23
MW-81	722.83	08/02/2021	ND	29.76	0.00	693.07
MW-81	722.83	08/16/2021	ND	29.90	0.00	692.93
MW-81	722.83	08/26/2021	ND	30.05	0.00	692.78
MW-81	722.83	08/30/2021	ND	30.04	0.00	692.79
MW-81	722.83	09/14/2021	ND	30.21	0.00	692.62
MW-81	722.83	09/23/2021	ND	30.42	0.00	692.41
MW-81	722.83	10/06/2021	ND	30.60	0.00	692.23
MW-81	722.83	10/12/2021	ND	30.72	0.00	692.11
MW-81	722.83	10/18/2021	ND	30.87	0.00	691.96
MW-81	722.83	10/27/2021	ND	31.00	0.00	691.83
MW-81	722.83	11/01/2021	ND	31.13	0.00	691.70
MW-81	722.83	11/15/2021	ND	31.42	0.00	691.41
MW-81	722.83	11/22/2021	ND	31.47	0.00	691.36
MW-81	722.83	11/30/2021	ND	31.68	0.00	691.15
MW-81	722.83	12/06/2021	ND	31.70	0.00	691.13
MW-81	722.83	12/13/2021	ND	31.94	0.00	690.89
MW-81	722.83	12/20/2021	ND	32.05	0.00	690.78
MW-81	722.83	12/28/2021	ND	32.12	0.00	690.71
MW-81	722.83	01/04/2022	ND	32.31	0.00	690.52
MW-81	722.83	01/10/2022	ND	32.43	0.00	690.40
MW-81	722.83	01/27/2022	ND	32.62	0.00	690.21
MW-81	722.83	01/31/2022	ND	32.71	0.00	690.12
MW-81	722.83	02/09/2022	ND	32.73	0.00	690.10
MW-81	722.83	02/14/2022	ND	32.82	0.00	690.01
MW-81	722.83	02/24/2022	ND	32.91	0.00	689.92
MW-81	722.83	02/28/2022	ND	32.96	0.00	689.87
MW-81	722.83	03/07/2022	ND	33.00	0.00	689.83
MW-81	722.83	03/14/2022	ND	33.13	0.00	689.70
MW-82						
MW-82	724.48	03/04/2021	ND	32.38	0.00	692.10
MW-82	724.48	03/08/2021	ND	32.39	0.00	692.09
MW-82	724.48	03/15/2021	ND	32.25	0.00	692.23
MW-82	724.48	03/22/2021	ND	32.04	0.00	692.44
MW-82	724.48	04/01/2021	ND	31.86	0.00	692.62
MW-82	724.48	04/12/2021	ND	32.54	0.00	691.94
MW-82	724.48	04/19/2021	ND	31.35	0.00	693.13
MW-82	724.48	04/29/2021	ND	31.24	0.00	693.24
MW-82	724.48	05/03/2021	ND	31.18	0.00	693.30
MW-82	724.27	05/10/2021	ND	31.17	0.00	693.10
MW-82	724.27	05/18/2021	ND	31.06	0.00	693.21
MW-82	724.27	05/26/2021	ND	31.09	0.00	693.18

Table 3
Summary of Monitoring Well Gauging Data

Colonial Pipeline Company
2020-L1-SR2448
Huntersville, North Carolina

Well ID	Top Of Casing Elevation[1]	Date	Depth to Free Product (ft btoc)	Depth to Groundwater (ft btoc)	Free Product Thickness (ft)	Groundwater Elevation[2] (ft btoc)
MW-82	724.28	05/31/2021	ND	31.24	0.00	693.04
MW-82	724.28	06/07/2021	ND	31.25	0.00	693.03
MW-82	724.28	06/14/2021	ND	31.42	0.00	692.86
MW-82	724.28	06/21/2021	ND	31.55	0.00	692.73
MW-82	724.28	07/01/2021	ND	31.76	0.00	692.52
MW-82	724.28	07/06/2021	ND	31.92	0.00	692.36
MW-82	724.28	07/14/2021	ND	32.09	0.00	692.19
MW-82	724.28	07/28/2021	ND	32.31	0.00	691.97
MW-82	724.28	08/02/2021	ND	32.51	0.00	691.77
MW-82	724.28	08/16/2021	ND	32.73	0.00	691.55
MW-82	724.28	08/26/2021	ND	32.95	0.00	691.33
MW-82	724.28	08/30/2021	ND	32.99	0.00	691.29
MW-82	724.28	09/14/2021	ND	33.28	0.00	691.00
MW-82	724.28	09/23/2021	ND	33.56	0.00	690.72
MW-82	724.28	10/06/2021	ND	33.80	0.00	690.48
MW-82	724.28	10/12/2021	ND	33.96	0.00	690.32
MW-82	724.28	10/18/2021	ND	34.18	0.00	690.10
MW-82	724.28	10/27/2021	ND	34.35	0.00	689.93
MW-82	724.28	11/01/2021	ND	34.52	0.00	689.76
MW-82	724.28	11/15/2021	ND	35.85	0.00	688.43
MW-82	724.28	11/22/2021	ND	34.92	0.00	689.36
MW-82	724.27	11/30/2021	ND	35.15	0.00	689.12
MW-82	724.27	12/06/2021	ND	35.16	0.00	689.11
MW-82	724.27	12/13/2021	ND	35.40	0.00	688.87
MW-82	724.27	12/20/2021	ND	35.50	0.00	688.77
MW-82	724.27	12/28/2021	ND	35.54	0.00	688.73
MW-82	724.27	01/04/2022	ND	35.73	0.00	688.54
MW-82	724.27	01/10/2022	ND	35.81	0.00	688.46
MW-82	724.27	01/27/2022	ND	35.97	0.00	688.30
MW-82	724.27	01/31/2022	ND	36.04	0.00	688.23
MW-82	724.27	02/09/2022	ND	36.05	0.00	688.22
MW-82	724.27	02/14/2022	ND	36.14	0.00	688.13
MW-82	724.27	02/24/2022	ND	36.20	0.00	688.07
MW-82	724.27	02/28/2022	ND	36.23	0.00	688.04
MW-82	724.27	03/07/2022	ND	36.22	0.00	688.05
MW-82	724.27	03/14/2022	ND	36.34	0.00	687.93
MW-83						
MW-83	724.91	03/08/2021	ND	32.77	0.00	692.14
MW-83	724.91	03/15/2021	ND	30.63	0.00	694.28
MW-83	724.91	03/22/2021	ND	31.63	0.00	693.28
MW-83	724.91	04/01/2021	ND	30.58	0.00	694.33
MW-83	724.91	04/12/2021	ND	30.32	0.00	694.59
MW-83	724.91	04/19/2021	ND	30.24	0.00	694.67
MW-83	724.91	04/29/2021	ND	30.22	0.00	694.69
MW-83	724.91	05/03/2021	ND	30.22	0.00	694.69

Table 3
Summary of Monitoring Well Gauging Data

Colonial Pipeline Company
2020-L1-SR2448
Huntersville, North Carolina

Well ID	Top Of Casing Elevation[1]	Date	Depth to Free Product (ft btoc)	Depth to Groundwater (ft btoc)	Free Product Thickness (ft)	Groundwater Elevation[2] (ft btoc)
MW-83	724.91	05/10/2021	ND	30.33	0.00	694.58
MW-83	724.91	05/18/2021	ND	30.38	0.00	694.53
MW-83	724.91	05/26/2021	ND	30.36	0.00	694.55
MW-83	724.91	05/31/2021	ND	30.33	0.00	694.58
MW-83	724.91	06/07/2021	ND	30.45	0.00	694.46
MW-83	724.91	06/14/2021	ND	30.45	0.00	694.46
MW-83	724.91	06/21/2021	ND	30.40	0.00	694.51
MW-83	724.91	07/01/2021	ND	30.65	0.00	694.26
MW-83	724.91	07/06/2021	ND	30.79	0.00	694.12
MW-83	724.91	07/14/2021	ND	30.87	0.00	694.04
MW-83	724.91	07/28/2021	ND	31.08	0.00	693.83
MW-83	724.91	08/02/2021	ND	31.23	0.00	693.68
MW-83	724.91	08/16/2021	ND	31.36	0.00	693.55
MW-83	724.91	08/26/2021	ND	31.44	0.00	693.47
MW-83	724.91	08/30/2021	ND	31.43	0.00	693.48
MW-83	724.91	09/14/2021	ND	31.63	0.00	693.28
MW-83	724.91	09/23/2021	ND	31.70	0.00	693.21
MW-83	724.91	10/06/2021	ND	31.93	0.00	692.98
MW-83	724.91	10/12/2021	ND	37.10	0.00	687.81
MW-83	724.91	10/18/2021	ND	32.22	0.00	692.69
MW-83	724.91	10/27/2021	ND	32.30	0.00	692.61
MW-83	724.91	11/01/2021	ND	32.43	0.00	692.48
MW-83	724.91	11/15/2021	ND	32.62	0.00	692.29
MW-83	724.91	11/22/2021	ND	32.63	0.00	692.28
MW-83	724.91	11/30/2021	ND	32.77	0.00	692.14
MW-83	724.91	12/06/2021	ND	37.82	0.00	687.09
MW-83	724.91	12/13/2021	ND	33.04	0.00	691.87
MW-83	724.91	12/20/2021	ND	33.13	0.00	691.78
MW-83	724.91	12/28/2021	ND	33.16	0.00	691.75
MW-83	724.91	01/04/2022	ND	33.39	0.00	691.52
MW-83	724.91	01/10/2022	ND	33.46	0.00	691.45
MW-83	724.91	01/27/2022	ND	33.56	0.00	691.35
MW-83	724.91	01/31/2022	ND	33.61	0.00	691.30
MW-83	724.91	02/09/2022	ND	33.62	0.00	691.29
MW-83	724.91	02/14/2022	ND	33.96	0.00	690.95
MW-83	724.91	02/24/2022	ND	33.79	0.00	691.12
MW-83	724.91	02/28/2022	ND	33.90	0.00	691.01
MW-83	724.91	03/07/2022	ND	33.95	0.00	690.96
MW-83	724.91	03/14/2022	ND	34.08	0.00	690.83
MW-84						
MW-84	723.99	03/08/2021	ND	31.37	0.00	692.62
MW-84	723.99	03/15/2021	ND	29.60	0.00	694.39
MW-84	723.99	03/22/2021	ND	29.60	0.00	694.39
MW-84	723.99	04/01/2021	ND	29.52	0.00	694.47
MW-84	723.99	04/12/2021	ND	29.33	0.00	694.66

Table 3
Summary of Monitoring Well Gauging Data

Colonial Pipeline Company
2020-L1-SR2448
Huntersville, North Carolina

Well ID	Top Of Casing Elevation[1]	Date	Depth to Free Product (ft btoc)	Depth to Groundwater (ft btoc)	Free Product Thickness (ft)	Groundwater Elevation[2] (ft btoc)
MW-84	723.99	04/19/2021	ND	29.25	0.00	694.74
MW-84	723.99	04/29/2021	ND	29.21	0.00	694.78
MW-84	723.99	05/03/2021	ND	29.18	0.00	694.81
MW-84	723.99	05/10/2021	ND	29.23	0.00	694.76
MW-84	723.99	05/18/2021	ND	29.38	0.00	694.61
MW-84	723.99	05/26/2021	ND	29.33	0.00	694.66
MW-84	723.99	05/31/2021	ND	29.42	0.00	694.57
MW-84	723.99	06/07/2021	ND	29.43	0.00	694.56
MW-84	723.99	06/14/2021	ND	29.44	0.00	694.55
MW-84	723.99	06/21/2021	ND	29.39	0.00	694.60
MW-84	723.99	07/01/2021	ND	29.51	0.00	694.48
MW-84	723.99	07/06/2021	ND	29.67	0.00	694.32
MW-84	723.99	07/14/2021	ND	29.75	0.00	694.24
MW-84	723.99	07/28/2021	ND	29.87	0.00	694.12
MW-84	723.99	08/02/2021	ND	29.98	0.00	694.01
MW-84	723.99	08/16/2021	ND	30.06	0.00	693.93
MW-84	723.99	08/26/2021	ND	31.40	0.00	692.59
MW-84	723.99	08/30/2021	ND	30.13	0.00	693.86
MW-84	723.99	09/14/2021	ND	33.10	0.00	690.89
MW-84	723.99	09/23/2021	ND	30.39	0.00	693.60
MW-84	723.99	10/06/2021	ND	30.56	0.00	693.43
MW-84	723.99	10/12/2021	ND	30.68	0.00	693.31
MW-84	723.99	10/18/2021	ND	30.79	0.00	693.20
MW-84	723.99	10/27/2021	ND	30.89	0.00	693.10
MW-84	723.99	11/01/2021	ND	31.00	0.00	692.99
MW-84	723.99	11/15/2021	ND	31.20	0.00	692.79
MW-84	723.99	11/22/2021	ND	31.17	0.00	692.82
MW-84	723.99	11/30/2021	ND	31.36	0.00	692.63
MW-84	723.99	12/06/2021	ND	31.40	0.00	692.59
MW-84	723.99	12/13/2021	ND	31.53	0.00	692.46
MW-84	723.99	12/20/2021	ND	31.68	0.00	692.31
MW-84	723.99	12/28/2021	ND	31.76	0.00	692.23
MW-84	723.99	01/04/2022	ND	31.94	0.00	692.05
MW-84	723.99	01/10/2022	ND	32.02	0.00	691.97
MW-84	723.99	01/27/2022	ND	32.17	0.00	691.82
MW-84	723.99	01/31/2022	ND	32.19	0.00	691.80
MW-84	723.99	02/09/2022	ND	32.23	0.00	691.76
MW-84	723.99	02/14/2022	ND	32.35	0.00	691.64
MW-84	723.99	02/24/2022	ND	32.39	0.00	691.60
MW-84	723.99	02/28/2022	ND	32.43	0.00	691.56
MW-84	723.99	03/07/2022	ND	32.48	0.00	691.51
MW-84	723.99	03/14/2022	ND	32.60	0.00	691.39

Table 3
Summary of Monitoring Well Gauging Data

Colonial Pipeline Company
2020-L1-SR2448
Huntersville, North Carolina

Well ID	Top Of Casing Elevation[1]	Date	Depth to Free Product (ft btoc)	Depth to Groundwater (ft btoc)	Free Product Thickness (ft)	Groundwater Elevation[2] (ft btoc)
MW-85						
MW-85	727.75	03/11/2021	31.56	37.17	5.61	694.69
MW-85	727.75	03/15/2021	31.38	37.60	6.22	694.70
MW-85	727.75	03/22/2021	32.39	37.59	5.20	693.97
MW-85	725.67	04/01/2021	25.09	35.52	10.43	697.79
MW-85	725.67	04/12/2021	28.85	34.99	6.14	695.18
MW-85	725.67	04/19/2021	28.75	34.99	6.24	695.25
MW-85	725.67	04/29/2021	28.91	33.22	4.31	695.61
MW-85	725.67	05/03/2021	ARP	ARP	ARP	ARP
MW-85	725.67	05/10/2021	ARP	ARP	ARP	ARP
MW-85	725.67	05/18/2021	ARP	ARP	ARP	ARP
MW-85	725.67	05/26/2021	29.54	32.92	3.38	695.23
MW-85	725.67	05/31/2021	ARP	ARP	ARP	ARP
MW-85	725.67	06/07/2021	ARP	ARP	ARP	ARP
MW-85	725.67	06/14/2021	ARP	ARP	ARP	ARP
MW-85	725.67	06/21/2021	ARP	ARP	ARP	ARP
MW-85	725.67	07/01/2021	29.99	32.97	2.98	694.88
MW-85	725.67	07/06/2021	ARP	ARP	ARP	ARP
MW-85	725.67	07/14/2021	30.27	33.03	2.76	694.66
MW-85	725.67	07/28/2021	30.90	31.45	0.55	694.62
MW-85	725.67	08/16/2021	ARP	ARP	ARP	ARP
MW-85	725.67	08/26/2021	31.60	32.73	1.13	693.77
MW-85	725.67	08/30/2021	ARP	ARP	ARP	ARP
MW-85	725.67	09/16/2021	31.51	32.84	1.33	693.80
MW-85	725.67	09/23/2021	31.72	32.48	0.76	693.75
MW-85	725.67	10/06/2021	ARP	ARP	ARP	ARP
MW-85	725.67	10/12/2021	ARP	ARP	ARP	ARP
MW-85	725.67	10/18/2021	ARP	ARP	ARP	ARP
MW-85	725.67	10/27/2021	32.41	32.68	0.27	693.19
MW-85	725.67	11/01/2021	ARP	ARP	ARP	ARP
MW-85	725.67	11/30/2021	32.85	33.01	0.16	692.78
MW-85	725.67	12/06/2021	ARP	ARP	ARP	ARP
MW-85	725.67	12/13/2021	ARP	ARP	ARP	ARP
MW-85	725.67	12/20/2021	ARP	ARP	ARP	ARP
MW-85	725.67	12/28/2021	33.19	34.78	1.59	692.05
MW-85	725.67	01/04/2022	ARP	ARP	ARP	ARP
MW-85	725.67	01/10/2022	ARP	ARP	ARP	ARP
MW-85	725.67	01/27/2022	33.60	33.80	0.20	692.02
MW-85	725.67	01/31/2022	ARP	ARP	ARP	ARP
MW-85	725.67	02/09/2022	ARP	ARP	ARP	ARP
MW-85	725.67	02/14/2022	ARP	ARP	ARP	ARP
MW-85	725.67	02/24/2022	33.74	34.16	0.42	691.82
MW-85	725.67	02/28/2022	ARP	ARP	ARP	ARP
MW-85	725.67	03/07/2022	ARP	ARP	ARP	ARP
MW-85	725.67	03/14/2022	ARP	ARP	ARP	ARP

Table 3
Summary of Monitoring Well Gauging Data

Colonial Pipeline Company
2020-L1-SR2448
Huntersville, North Carolina

Well ID	Top Of Casing Elevation[1]	Date	Depth to Free Product (ft btoc)	Depth to Groundwater (ft btoc)	Free Product Thickness (ft)	Groundwater Elevation[2] (ft btoc)
MW-86						
MW-86	724.28	03/22/2021	ND	29.58	0.00	694.70
MW-86	724.28	04/01/2021	ND	29.26	0.00	695.02
MW-86	724.28	04/12/2021	ND	28.93	0.00	695.35
MW-86	724.28	04/19/2021	ND	28.85	0.00	695.43
MW-86	724.28	04/29/2021	ND	28.86	0.00	695.42
MW-86	724.28	05/03/2021	ND	28.88	0.00	695.40
MW-86	724.28	05/10/2021	ND	29.00	0.00	695.28
MW-86	724.28	05/18/2021	ND	29.24	0.00	695.04
MW-86	724.28	05/26/2021	ND	29.36	0.00	694.92
MW-86	724.28	05/31/2021	ND	29.60	0.00	694.68
MW-86	724.28	06/07/2021	ND	29.63	0.00	694.65
MW-86	724.28	06/14/2021	ND	29.85	0.00	694.43
MW-86	724.28	06/21/2021	ND	30.02	0.00	694.26
MW-86	724.28	07/01/2021	ND	30.24	0.00	694.04
MW-86	724.28	07/06/2021	ND	30.43	0.00	693.85
MW-86	724.28	07/14/2021	ND	30.64	0.00	693.64
MW-86	724.28	07/28/2021	ND	30.82	0.00	693.46
MW-86	724.28	08/02/2021	ND	31.04	0.00	693.24
MW-86	724.28	08/16/2021	ND	31.31	0.00	692.97
MW-86	724.28	08/26/2021	ND	31.50	0.00	692.78
MW-86	724.28	08/30/2021	ND	31.58	0.00	692.70
MW-86	724.28	09/14/2021	ND	31.91	0.00	692.37
MW-86	724.28	09/23/2021	ND	32.15	0.00	692.13
MW-86	724.28	10/06/2021	ND	32.41	0.00	691.87
MW-86	724.28	10/12/2021	ND	37.56	0.00	686.72
MW-86	724.28	10/18/2021	ND	32.77	0.00	691.51
MW-86	724.28	10/27/2021	ND	32.93	0.00	691.35
MW-86	724.28	11/01/2021	ND	33.12	0.00	691.16
MW-86	724.28	11/15/2021	ND	33.45	0.00	690.83
MW-86	724.28	11/22/2021	ND	33.46	0.00	690.82
MW-86	724.28	11/30/2021	ND	33.72	0.00	690.56
MW-86	724.28	12/06/2021	ND	33.72	0.00	690.56
MW-86	724.28	12/13/2021	ND	33.98	0.00	690.30
MW-86	724.28	12/20/2021	ND	35.09	0.00	689.19
MW-86	724.28	12/28/2021	ND	34.17	0.00	690.11
MW-86	724.28	01/04/2022	ND	34.38	0.00	689.90
MW-86	724.28	01/10/2022	ND	34.50	0.00	689.78
MW-86	724.28	01/27/2022	ND	34.62	0.00	689.66
MW-86	724.28	01/31/2022	ND	34.71	0.00	689.57
MW-86	724.28	02/09/2022	ND	34.72	0.00	689.56
MW-86	724.28	02/14/2022	ND	34.86	0.00	689.42
MW-86	724.28	02/24/2022	ND	34.93	0.00	689.35

Table 3
Summary of Monitoring Well Gauging Data

Colonial Pipeline Company
2020-L1-SR2448
Huntersville, North Carolina

Well ID	Top Of Casing Elevation[1]	Date	Depth to Free Product (ft btoc)	Depth to Groundwater (ft btoc)	Free Product Thickness (ft)	Groundwater Elevation[2] (ft btoc)
MW-86	724.28	02/28/2022	ND	34.94	0.00	689.34
MW-86	724.28	03/07/2022	ND	34.98	0.00	689.30
MW-86	724.28	03/14/2022	ND	35.04	0.00	689.24
MW-87						
MW-87	734.39	04/29/2021	ND	45.13	0.00	689.26
MW-87	734.39	05/03/2021	ND	45.02	0.00	689.37
MW-87	734.39	05/10/2021	ND	45.01	0.00	689.38
MW-87	734.39	05/18/2021	ND	44.99	0.00	689.40
MW-87	734.39	05/26/2021	ND	45.00	0.00	689.39
MW-87	734.39	05/31/2021	ND	45.03	0.00	689.36
MW-87	734.39	06/07/2021	ND	45.09	0.00	689.30
MW-87	734.39	06/14/2021	ND	45.03	0.00	689.36
MW-87	734.39	06/21/2021	ND	45.08	0.00	689.31
MW-87	734.39	07/01/2021	ND	45.15	0.00	689.24
MW-87	734.39	07/06/2021	ND	45.25	0.00	689.14
MW-87	734.39	07/14/2021	ND	45.32	0.00	689.07
MW-87	734.39	07/28/2021	ND	45.62	0.00	688.77
MW-87	734.39	08/02/2021	ND	45.81	0.00	688.58
MW-87	734.39	08/16/2021	ND	46.06	0.00	688.33
MW-87	734.39	08/26/2021	ND	46.27	0.00	688.12
MW-87	734.39	08/30/2021	ND	46.28	0.00	688.11
MW-87	734.39	09/14/2021	ND	46.72	0.00	687.67
MW-87	734.39	09/23/2021	ND	46.94	0.00	687.45
MW-87	734.39	10/06/2021	ND	47.14	0.00	687.25
MW-87	734.39	10/12/2021	ND	47.35	0.00	687.04
MW-87	734.39	10/18/2021	ND	47.52	0.00	686.87
MW-87	734.39	10/27/2021	ND	47.67	0.00	686.72
MW-87	734.39	11/01/2021	ND	47.82	0.00	686.57
MW-87	734.39	11/15/2021	ND	48.21	0.00	686.18
MW-87	734.39	11/22/2021	ND	48.41	0.00	685.98
MW-87	734.39	11/30/2021	ND	48.65	0.00	685.74
MW-87	734.39	12/06/2021	ND	48.83	0.00	685.56
MW-87	734.39	12/13/2021	ND	49.06	0.00	685.33
MW-87	734.39	12/20/2021	ND	49.30	0.00	685.09
MW-87	734.39	12/28/2021	ND	49.42	0.00	684.97
MW-87	734.39	01/04/2022	ND	49.70	0.00	684.69
MW-87	734.39	01/10/2022	ND	49.86	0.00	684.53
MW-87	734.39	01/27/2022	ND	50.18	0.00	684.21
MW-87	734.39	01/31/2022	ND	50.30	0.00	684.09
MW-87	734.39	02/09/2022	ND	50.45	0.00	683.94
MW-87	734.39	02/14/2022	ND	50.64	0.00	683.75
MW-87	734.39	02/24/2022	ND	50.85	0.00	683.54
MW-87	734.39	02/28/2022	ND	50.95	0.00	683.44
MW-87	734.39	03/07/2022	ND	51.11	0.00	683.28
MW-87	734.39	03/14/2022	ND	51.22	0.00	683.17

Table 3
Summary of Monitoring Well Gauging Data

Colonial Pipeline Company
2020-L1-SR2448
Huntersville, North Carolina

Well ID	Top Of Casing Elevation[1]	Date	Depth to Free Product (ft btoc)	Depth to Groundwater (ft btoc)	Free Product Thickness (ft)	Groundwater Elevation[2] (ft btoc)
MW-88						
MW-88	731.93	04/29/2021	ND	42.88	0.00	689.05
MW-88	731.93	05/03/2021	ND	42.85	0.00	689.08
MW-88	731.93	05/10/2021	ND	42.81	0.00	689.12
MW-88	731.93	05/18/2021	ND	42.78	0.00	689.15
MW-88	731.93	05/26/2021	ND	42.76	0.00	689.17
MW-88	731.93	05/31/2021	ND	42.80	0.00	689.13
MW-88	731.93	06/07/2021	ND	42.82	0.00	689.11
MW-88	731.93	06/14/2021	ND	42.81	0.00	689.12
MW-88	731.93	06/21/2021	ND	42.85	0.00	689.08
MW-88	731.93	07/01/2021	ND	42.96	0.00	688.97
MW-88	731.93	07/06/2021	ND	43.03	0.00	688.90
MW-88	731.93	07/14/2021	ND	43.11	0.00	688.82
MW-88	731.93	07/28/2021	ND	43.68	0.00	688.25
MW-88	731.93	08/02/2021	ND	43.57	0.00	688.36
MW-88	731.93	08/16/2021	ND	43.84	0.00	688.09
MW-88	731.93	08/26/2021	ND	44.05	0.00	687.88
MW-88	731.93	08/30/2021	ND	44.05	0.00	687.88
MW-88	731.93	09/14/2021	ND	44.49	0.00	687.44
MW-88	731.93	09/23/2021	ND	44.74	0.00	687.19
MW-88	731.93	10/06/2021	ND	44.93	0.00	687.00
MW-88	731.93	10/12/2021	ND	45.11	0.00	686.82
MW-88	731.93	10/18/2021	ND	45.30	0.00	686.63
MW-88	731.93	10/27/2021	ND	45.45	0.00	686.48
MW-88	731.93	11/01/2021	ND	45.62	0.00	686.31
MW-88	731.93	11/15/2021	ND	46.00	0.00	685.93
MW-88	731.93	11/22/2021	ND	46.18	0.00	685.75
MW-88	731.93	11/30/2021	ND	46.41	0.00	685.52
MW-88	731.93	12/06/2021	ND	46.59	0.00	685.34
MW-88	731.93	12/13/2021	ND	46.83	0.00	685.10
MW-88	731.93	12/20/2021	ND	47.06	0.00	684.87
MW-88	731.93	12/28/2021	ND	47.21	0.00	684.72
MW-88	731.93	01/04/2022	ND	47.46	0.00	684.47
MW-88	731.93	01/10/2022	ND	47.70	0.00	684.23
MW-88	731.93	01/27/2022	ND	48.01	0.00	683.92
MW-88	731.93	01/31/2022	ND	48.05	0.00	683.88
MW-88	731.93	02/09/2022	ND	48.28	0.00	683.65
MW-88	731.93	02/14/2022	ND	48.48	0.00	683.45
MW-88	731.93	02/24/2022	ND	48.67	0.00	683.26
MW-88	731.93	02/28/2022	ND	48.75	0.00	683.18
MW-88	731.93	03/07/2022	ND	48.90	0.00	683.03
MW-88	731.93	03/14/2022	ND	49.05	0.00	682.88

Table 3
Summary of Monitoring Well Gauging Data

Colonial Pipeline Company
2020-L1-SR2448
Huntersville, North Carolina

Well ID	Top Of Casing Elevation[1]	Date	Depth to Free Product (ft btoc)	Depth to Groundwater (ft btoc)	Free Product Thickness (ft)	Groundwater Elevation[2] (ft btoc)
MW-89						
MW-89	734.67	04/29/2021	ND	NM	NM	NM
MW-89	734.67	05/03/2021	ND	45.06	0.00	689.61
MW-89	734.67	05/10/2021	ND	45.03	0.00	689.64
MW-89	734.67	05/18/2021	ND	44.97	0.00	689.70
MW-89	734.67	05/26/2021	ND	44.98	0.00	689.69
MW-89	734.67	05/31/2021	ND	45.01	0.00	689.66
MW-89	734.67	06/07/2021	ND	45.02	0.00	689.65
MW-89	734.67	06/14/2021	ND	45.01	0.00	689.66
MW-89	734.67	06/21/2021	ND	45.07	0.00	689.60
MW-89	734.67	07/01/2021	ND	45.15	0.00	689.52
MW-89	734.67	07/06/2021	ND	45.24	0.00	689.43
MW-89	734.67	07/14/2021	ND	45.29	0.00	689.38
MW-89	734.67	07/28/2021	ND	45.59	0.00	689.08
MW-89	734.67	08/02/2021	ND	45.78	0.00	688.89
MW-89	734.67	08/16/2021	ND	46.04	0.00	688.63
MW-89	734.67	08/26/2021	ND	46.28	0.00	688.39
MW-89	734.67	08/30/2021	ND	46.25	0.00	688.42
MW-89	734.67	09/14/2021	ND	46.69	0.00	687.98
MW-89	734.67	09/23/2021	ND	46.92	0.00	687.75
MW-89	734.67	10/06/2021	ND	37.13	0.00	697.54
MW-89	734.67	10/12/2021	ND	47.31	0.00	687.36
MW-89	734.67	10/18/2021	ND	47.50	0.00	687.17
MW-89	734.67	10/27/2021	ND	47.65	0.00	687.02
MW-89	734.67	11/01/2021	ND	47.80	0.00	686.87
MW-89	734.67	11/15/2021	ND	48.17	0.00	686.50
MW-89	734.67	11/22/2021	ND	48.38	0.00	686.29
MW-89	734.67	11/30/2021	ND	48.62	0.00	686.05
MW-89	734.67	12/06/2021	ND	48.79	0.00	685.88
MW-89	734.67	12/13/2021	ND	49.05	0.00	685.62
MW-89	734.67	12/20/2021	ND	49.25	0.00	685.42
MW-89	734.67	12/28/2021	ND	49.38	0.00	685.29
MW-89	734.67	01/04/2022	ND	49.65	0.00	685.02
MW-89	734.67	01/10/2022	ND	49.84	0.00	684.83
MW-89	734.67	01/27/2022	ND	50.14	0.00	684.53
MW-89	734.67	01/31/2022	ND	50.19	0.00	684.48
MW-89	734.67	02/09/2022	ND	50.40	0.00	684.27
MW-89	734.67	02/14/2022	ND	50.59	0.00	684.08
MW-89	734.67	02/24/2022	ND	50.83	0.00	683.84
MW-89	734.67	02/28/2022	ND	50.93	0.00	683.74
MW-89	734.67	03/07/2022	ND	51.10	0.00	683.57
MW-89	734.67	03/14/2022	ND	51.22	0.00	683.45

Table 3
Summary of Monitoring Well Gauging Data

Colonial Pipeline Company
2020-L1-SR2448
Huntersville, North Carolina

Well ID	Top Of Casing Elevation[1]	Date	Depth to Free Product (ft btoc)	Depth to Groundwater (ft btoc)	Free Product Thickness (ft)	Groundwater Elevation[2] (ft btoc)
MW-92						
MW-92	745.56	06/14/2021	ND	54.21	0.00	691.35
MW-92	745.56	06/21/2021	ND	54.85	0.00	690.71
MW-92	745.56	07/01/2021	ND	54.41	0.00	691.15
MW-92	745.56	07/06/2021	ND	54.50	0.00	691.06
MW-92	745.56	07/14/2021	ND	54.50	0.00	691.06
MW-92	745.56	07/28/2021	ND	54.79	0.00	690.77
MW-92	745.56	08/02/2021	ND	54.96	0.00	690.60
MW-92	745.56	08/16/2021	ND	55.13	0.00	690.43
MW-92	745.56	08/26/2021	ND	55.35	0.00	690.21
MW-92	745.56	08/30/2021	ND	55.43	0.00	690.13
MW-92	745.56	09/14/2021	ND	55.82	0.00	689.74
MW-92	745.56	09/23/2021	ND	55.94	0.00	689.62
MW-92	745.56	10/06/2021	ND	56.27	0.00	689.29
MW-92	745.56	10/12/2021	ND	56.45	0.00	689.11
MW-92	745.56	10/18/2021	ND	56.57	0.00	688.99
MW-92	745.56	10/27/2021	ND	56.63	0.00	688.93
MW-92	745.56	11/01/2021	ND	56.83	0.00	688.73
MW-92	745.56	11/15/2021	ND	57.19	0.00	688.37
MW-92	745.56	11/22/2021	ND	57.36	0.00	688.20
MW-92	745.56	11/30/2021	ND	57.52	0.00	688.04
MW-92	745.56	12/06/2021	ND	57.66	0.00	687.90
MW-92	745.56	12/13/2021	ND	57.82	0.00	687.74
MW-92	745.56	12/20/2021	ND	58.07	0.00	687.49
MW-92	745.56	12/28/2021	ND	58.11	0.00	687.45
MW-92	745.56	01/04/2022	ND	58.48	0.00	687.08
MW-92	745.56	01/10/2022	ND	58.55	0.00	687.01
MW-92	745.56	01/27/2022	ND	58.72	0.00	686.84
MW-92	745.56	01/31/2022	ND	58.80	0.00	686.76
MW-92	745.56	02/09/2022	ND	59.07	0.00	686.49
MW-92	745.56	02/14/2022	ND	59.27	0.00	686.29
MW-92	745.56	02/24/2022	ND	59.39	0.00	686.17
MW-92	745.56	02/28/2022	ND	59.45	0.00	686.11
MW-92	745.56	03/07/2022	ND	59.63	0.00	685.93
MW-92	745.56	03/14/2022	ND	59.69	0.00	685.87
MW-93						
MW-93	744.05	06/14/2021	ND	52.40	0.00	691.65
MW-93	744.05	06/21/2021	ND	52.55	0.00	691.50
MW-93	744.05	07/01/2021	ND	52.57	0.00	691.48
MW-93	744.05	07/06/2021	ND	52.68	0.00	691.37
MW-93	744.05	07/14/2021	ND	52.72	0.00	691.33
MW-93	744.05	07/28/2021	ND	52.98	0.00	691.07
MW-93	744.05	08/02/2021	ND	53.17	0.00	690.88
MW-93	744.05	08/16/2021	ND	53.31	0.00	690.74
MW-93	744.05	08/26/2021	ND	53.53	0.00	690.52

Table 3
Summary of Monitoring Well Gauging Data

Colonial Pipeline Company
2020-L1-SR2448
Huntersville, North Carolina

Well ID	Top Of Casing Elevation[1]	Date	Depth to Free Product (ft btoc)	Depth to Groundwater (ft btoc)	Free Product Thickness (ft)	Groundwater Elevation[2] (ft btoc)
MW-93	744.05	08/30/2021	ND	53.63	0.00	690.42
MW-93	744.05	09/14/2021	ND	54.00	0.00	690.05
MW-93	744.05	09/23/2021	ND	54.10	0.00	689.95
MW-93	744.05	10/06/2021	ND	54.45	0.00	689.60
MW-93	744.05	10/12/2021	ND	54.60	0.00	689.45
MW-93	744.05	10/18/2021	ND	54.75	0.00	689.30
MW-93	744.05	10/27/2021	ND	54.80	0.00	689.25
MW-93	744.05	11/01/2021	ND	55.01	0.00	689.04
MW-93	744.05	11/15/2021	ND	55.35	0.00	688.70
MW-93	744.05	11/22/2021	ND	55.48	0.00	688.57
MW-93	744.05	11/30/2021	ND	55.62	0.00	688.43
MW-93	744.05	12/06/2021	ND	55.78	0.00	688.27
MW-93	744.05	12/13/2021	ND	56.01	0.00	688.04
MW-93	744.05	12/20/2021	ND	56.20	0.00	687.85
MW-93	744.05	12/28/2021	ND	56.23	0.00	687.82
MW-93	744.05	01/04/2022	ND	56.63	0.00	687.42
MW-93	744.05	01/10/2022	ND	56.56	0.00	687.49
MW-93	744.05	01/27/2022	ND	56.85	0.00	687.20
MW-93	744.05	01/31/2022	ND	56.96	0.00	687.09
MW-93	744.05	02/09/2022	ND	57.20	0.00	686.85
MW-93	744.05	02/14/2022	ND	57.36	0.00	686.69
MW-93	744.05	02/24/2022	ND	57.47	0.00	686.58
MW-93	744.05	02/28/2022	ND	57.55	0.00	686.50
MW-93	744.05	03/07/2022	ND	57.71	0.00	686.34
MW-93	744.05	03/14/2022	ND	57.78	0.00	686.27
MW-94						
MW-94	719.52	09/23/2021	ND	39.88	0.00	679.64
MW-94	719.52	10/06/2021	ND	40.25	0.00	679.27
MW-94	719.52	10/12/2021	ND	40.52	0.00	679.00
MW-94	719.52	10/18/2021	ND	40.75	0.00	678.77
MW-94	719.52	10/27/2021	ND	41.05	0.00	678.47
MW-94	719.52	11/01/2021	ND	41.25	0.00	678.27
MW-94	719.52	11/15/2021	ND	41.75	0.00	677.77
MW-94	719.52	11/22/2021	ND	42.03	0.00	677.49
MW-94	719.52	11/30/2021	ND	42.30	0.00	677.22
MW-94	719.52	12/06/2021	ND	42.50	0.00	677.02
MW-94	719.52	12/13/2021	ND	42.71	0.00	676.81
MW-94	719.52	12/20/2021	ND	42.98	0.00	676.54
MW-94	719.52	12/28/2021	ND	43.12	0.00	676.40
MW-94	719.52	01/04/2022	ND	43.35	0.00	676.17
MW-94	719.52	01/10/2022	ND	43.56	0.00	675.96
MW-94	719.52	01/27/2022	ND	43.76	0.00	675.76
MW-94	719.52	01/31/2022	ND	43.79	0.00	675.73
MW-94	719.52	02/09/2022	ND	43.98	0.00	675.54
MW-94	719.52	02/14/2022	ND	44.13	0.00	675.39

Table 3
Summary of Monitoring Well Gauging Data

Colonial Pipeline Company
2020-L1-SR2448
Huntersville, North Carolina

Well ID	Top Of Casing Elevation[1]	Date	Depth to Free Product (ft btoc)	Depth to Groundwater (ft btoc)	Free Product Thickness (ft)	Groundwater Elevation[2] (ft btoc)
MW-94	719.52	02/24/2022	ND	44.20	0.00	675.32
MW-94	719.52	02/28/2022	ND	44.33	0.00	675.19
MW-94	719.52	03/07/2022	ND	44.45	0.00	675.07
MW-94	719.52	03/14/2022	ND	44.48	0.00	675.04
MW-95						
MW-95	701.33	10/06/2021	ND	23.04	0.00	678.29
MW-95	701.33	10/12/2021	ND	23.30	0.00	678.03
MW-95	701.33	10/18/2021	ND	23.61	0.00	677.72
MW-95	701.33	10/27/2021	ND	23.87	0.00	677.46
MW-95	701.33	11/01/2021	ND	24.03	0.00	677.30
MW-95	701.33	11/15/2021	ND	24.77	0.00	676.56
MW-95	701.33	11/22/2021	ND	28.28	0.00	673.05
MW-95	701.33	11/30/2021	ND	28.42	0.00	672.91
MW-95	704.65	12/06/2021	ND	28.56	0.00	676.09
MW-95	704.65	12/13/2021	ND	28.66	0.00	675.99
MW-95	704.65	12/20/2021	ND	28.84	0.00	675.81
MW-95	704.65	12/28/2021	ND	28.69	0.00	675.96
MW-95	704.65	01/04/2022	ND	28.95	0.00	675.70
MW-95	704.65	01/10/2022	ND	29.05	0.00	675.60
MW-95	704.65	01/27/2022	ND	28.78	0.00	675.87
MW-95	704.65	01/31/2022	ND	28.24	0.00	676.41
MW-95	704.65	02/09/2022	ND	28.84	0.00	675.81
MW-95	704.65	02/14/2022	ND	29.03	0.00	675.62
MW-95	704.65	02/24/2022	ND	28.98	0.00	675.67
MW-95	704.65	02/28/2022	ND	29.21	0.00	675.44
MW-95	704.65	03/07/2022	ND	29.39	0.00	675.26
MW-95	704.65	03/14/2022	ND	28.95	0.00	675.70
MW-96						
MW-96	699.35	10/06/2021	ND	22.12	0.00	677.23
MW-96	699.35	10/12/2021	ND	22.39	0.00	676.96
MW-96	699.35	10/18/2021	ND	22.68	0.00	676.67
MW-96	699.35	10/27/2021	ND	22.99	0.00	676.36
MW-96	699.35	11/01/2021	ND	23.16	0.00	676.19
MW-96	699.35	11/15/2021	ND	23.79	0.00	675.56
MW-96	699.35	11/22/2021	ND	25.80	0.00	673.55
MW-96	699.35	11/30/2021	ND	25.96	0.00	673.39
MW-96	699.32	12/06/2021	ND	26.09	0.00	673.23
MW-96	699.32	12/13/2021	ND	26.22	0.00	673.10
MW-96	699.32	12/20/2021	ND	26.40	0.00	672.92
MW-96	699.32	12/28/2021	ND	26.29	0.00	673.03
MW-96	699.32	01/04/2022	ND	26.50	0.00	672.82
MW-96	699.32	01/10/2022	ND	26.56	0.00	672.76
MW-96	699.32	01/27/2022	ND	26.31	0.00	673.01
MW-96	699.32	01/31/2022	ND	26.26	0.00	673.06
MW-96	699.32	02/09/2022	ND	26.27	0.00	673.05

Table 3
Summary of Monitoring Well Gauging Data

Colonial Pipeline Company
2020-L1-SR2448
Huntersville, North Carolina

Well ID	Top Of Casing Elevation[1]	Date	Depth to Free Product (ft btoc)	Depth to Groundwater (ft btoc)	Free Product Thickness (ft)	Groundwater Elevation[2] (ft btoc)
MW-96	699.32	02/14/2022	ND	26.39	0.00	672.93
MW-96	699.32	02/24/2022	ND	26.39	0.00	672.93
MW-96	699.32	02/28/2022	ND	26.60	0.00	672.72
MW-96	699.32	03/07/2022	ND	26.65	0.00	672.67
MW-96	699.32	03/14/2022	ND	26.05	0.00	673.27
Bedrock Unit Monitoring Wells						
MW-04D						
MW-04D	712.63	09/23/2021	ND	26.23	0.00	686.40
MW-04D	712.63	10/01/2021	ND	29.41	0.00	683.22
MW-04D	712.63	10/06/2021	ND	29.48	0.00	683.15
MW-04D	712.63	10/12/2021	ND	29.64	0.00	682.99
MW-04D	712.63	10/18/2021	ND	29.88	0.00	682.75
MW-04D	712.63	10/27/2021	ND	30.02	0.00	682.61
MW-04D	712.63	11/01/2021	ND	32.85	0.00	679.78
MW-04D	712.63	11/15/2021	ND	33.34	0.00	679.29
MW-04D	712.63	11/22/2021	ND	33.42	0.00	679.21
MW-04D	715.36	12/06/2021	ND	33.73	0.00	681.63
MW-04D	715.36	12/13/2021	ND	33.98	0.00	681.38
MW-04D	715.36	12/20/2021	ND	34.18	0.00	681.18
MW-04D	715.36	12/28/2021	ND	34.27	0.00	681.09
MW-04D	715.36	01/04/2022	ND	34.43	0.00	680.93
MW-04D	715.36	01/10/2022	ND	34.63	0.00	680.73
MW-04D	715.36	01/27/2022	ND	34.85	0.00	680.51
MW-04D	715.36	01/31/2022	ND	34.95	0.00	680.41
MW-04D	715.36	02/09/2022	ND	35.02	0.00	680.34
MW-04D	715.36	02/14/2022	ND	35.1	0.00	680.26
MW-04D	715.36	02/24/2022	ND	35.29	0.00	680.07
MW-04D	715.36	02/28/2022	ND	35.38	0.00	679.98
MW-04D	715.36	03/07/2022	ND	35.48	0.00	679.88
MW-04D	715.36	03/14/2022	ND	36.78	0.00	678.58
MW-07D						
MW-07D	711.73	12/21/2020	ND	29.38	0.00	682.35
MW-07D	711.73	12/26/2020	ND	29.37	0.00	682.36
MW-07D	711.73	01/10/2021	NM	NM	NM	NM
MW-07D	711.73	01/19/2021	ND	29.83	0.00	681.90
MW-07D	711.73	01/25/2021	ND	29.76	0.00	681.97
MW-07D	711.73	02/01/2021	ND	29.82	0.00	681.91
MW-07D	711.73	02/08/2021	ND	29.94	0.00	681.79
MW-07D	711.73	02/16/2021	ND	29.66	0.00	682.07
MW-07D	711.73	02/22/2021	ND	29.40	0.00	682.33
MW-07D	711.73	03/04/2021	ND	29.19	0.00	682.54
MW-07D	711.73	03/08/2021	ND	29.30	0.00	682.43
MW-07D	711.73	03/15/2021	ND	29.28	0.00	682.45
MW-07D	711.73	03/22/2021	ND	29.15	0.00	682.58
MW-07D	711.73	04/01/2021	ND	28.82	0.00	682.91

Table 3
Summary of Monitoring Well Gauging Data

Colonial Pipeline Company
2020-L1-SR2448
Huntersville, North Carolina

Well ID	Top Of Casing Elevation[1]	Date	Depth to Free Product (ft btoc)	Depth to Groundwater (ft btoc)	Free Product Thickness (ft)	Groundwater Elevation[2] (ft btoc)
MW-07D	711.73	04/12/2021	ND	28.90	0.00	682.83
MW-07D	711.73	04/19/2021	ND	28.84	0.00	682.89
MW-07D	711.73	04/29/2021	ND	28.72	0.00	683.01
MW-07D	711.73	05/03/2021	ND	28.71	0.00	683.02
MW-07D	711.73	05/10/2021	ND	28.69	0.00	683.04
MW-07D	711.73	05/18/2021	ND	28.82	0.00	682.91
MW-07D	711.73	05/26/2021	ND	28.79	0.00	682.94
MW-07D	711.73	05/31/2021	ND	28.97	0.00	682.76
MW-07D	711.73	06/07/2021	ND	29.11	0.00	682.62
MW-07D	711.73	06/14/2021	ND	29.13	0.00	682.60
MW-07D	711.73	06/21/2021	ND	29.29	0.00	682.44
MW-07D	711.73	07/01/2021	ND	29.35	0.00	682.38
MW-07D	711.73	07/06/2021	ND	29.61	0.00	682.12
MW-07D	711.73	07/14/2021	ND	29.64	0.00	682.09
MW-07D	711.73	07/28/2021	ND	30.38	0.00	681.35
MW-07D	711.73	08/02/2021	ND	30.71	0.00	681.02
MW-07D	711.73	08/16/2021	ND	31.16	0.00	680.57
MW-07D	711.73	08/26/2021	ND	30.95	0.00	680.78
MW-07D	711.73	08/30/2021	ND	32.58	0.00	679.15
MW-07D	711.73	09/14/2021	ND	32.19	0.00	679.54
MW-07D	711.73	09/23/2021	ND	31.64	0.00	680.09
MW-07D	711.73	10/01/2021	ND	32.53	0.00	676.27
MW-07D	711.73	10/06/2021	ND	35.46	0.00	679.20
MW-07D	711.73	10/12/2021	ND	33.17	0.00	678.56
MW-07D	711.73	10/18/2021	ND	33.30	0.00	678.43
MW-07D	711.73	10/27/2021	ND	32.63	0.00	679.10
MW-07D	711.73	11/01/2021	ND	32.93	0.00	678.80
MW-07D	711.73	11/15/2021	ND	34.38	0.00	677.35
MW-07D	711.73	11/22/2021	ND	34.64	0.00	677.09
MW-07D	711.73	11/30/2021	ND	39.35	0.00	672.38
MW-07D	711.73	12/06/2021	ND	35.10	0.00	676.63
MW-07D	711.73	12/13/2021	ND	35.30	0.00	676.43
MW-07D	711.73	12/20/2021	ND	35.56	0.00	676.17
MW-07D	711.73	12/28/2021	ND	34.66	0.00	677.07
MW-07D	711.73	01/04/2022	ND	36.11	0.00	675.62
MW-07D	711.73	01/10/2022	ND	36.33	0.00	675.40
MW-07D	711.73	01/27/2022	ND	35.26	0.00	676.47
MW-07D	711.73	01/31/2022	ND	35.49	0.00	676.24
MW-07D	711.73	02/09/2022	ND	35.85	0.00	675.88
MW-07D	711.73	02/14/2022	ND	36.43	0.00	675.30
MW-07D	711.73	02/24/2022	ND	35.68	0.00	676.05
MW-07D	711.73	02/28/2022	ND	36.68	0.00	675.05
MW-07D	711.73	03/07/2022	ND	36.76	0.00	674.97
MW-07D	711.73	03/14/2022	ND	36.32	0.00	675.41

Table 3
Summary of Monitoring Well Gauging Data

Colonial Pipeline Company
2020-L1-SR2448
Huntersville, North Carolina

Well ID	Top Of Casing Elevation[1]	Date	Depth to Free Product (ft btoc)	Depth to Groundwater (ft btoc)	Free Product Thickness (ft)	Groundwater Elevation[2] (ft btoc)
MW-14D						
MW-14D	722.75	03/04/2021	ND	28.64	0.00	694.11
MW-14D	722.75	03/08/2021	ND	28.36	0.00	694.39
MW-14D	722.75	03/15/2021	ND	28.25	0.00	694.50
MW-14D	722.75	03/22/2021	ND	28.23	0.00	694.52
MW-14D	724.93	04/01/2021	ND	25.30	0.00	699.63
MW-14D	724.93	04/12/2021	ND	29.77	0.00	695.16
MW-14D	724.93	04/19/2021	ND	29.72	0.00	695.21
MW-14D	726.02	04/29/2021	ND	29.76	0.00	696.26
MW-14D	726.02	05/03/2021	ND	29.75	0.00	696.27
MW-14D	726.75	05/10/2021	ND	29.91	0.00	696.84
MW-14D	726.75	05/18/2021	ND	30.22	0.00	696.53
MW-14D	726.75	05/26/2021	ND	30.39	0.00	696.36
MW-14D	726.76	05/31/2021	ND	30.63	0.00	696.13
MW-14D	726.76	06/07/2021	ND	30.76	0.00	696.00
MW-14D	726.77	06/14/2021	ND	30.94	0.00	695.83
MW-14D	726.77	06/21/2021	ND	31.06	0.00	695.71
MW-14D	726.77	07/01/2021	ND	31.32	0.00	695.45
MW-14D	726.77	07/06/2021	ND	31.53	0.00	695.24
MW-14D	726.77	07/14/2021	ND	31.73	0.00	695.04
MW-14D	726.77	07/28/2021	ND	31.97	0.00	694.80
MW-14D	726.77	08/02/2021	ND	32.16	0.00	694.61
MW-14D	726.77	08/16/2021	ND	32.43	0.00	694.34
MW-14D	726.77	08/26/2021	ND	32.62	0.00	694.15
MW-14D	726.77	08/30/2021	ND	32.68	0.00	694.09
MW-14D	726.77	09/14/2021	ND	33.03	0.00	693.74
MW-14D	726.77	09/23/2021	ND	33.08	0.00	693.69
MW-14D	726.77	10/01/2021	ND	33.15	0.00	693.62
MW-14D	726.77	10/06/2021	ND	33.50	0.00	693.27
MW-14D	726.77	10/12/2021	ND	33.71	0.00	693.06
MW-14D	726.77	10/18/2021	ND	33.87	0.00	692.90
MW-14D	726.77	10/27/2021	ND	34.04	0.00	692.73
MW-14D	726.77	11/01/2021	ND	34.20	0.00	692.57
MW-14D	726.77	11/15/2021	ND	34.48	0.00	692.29
MW-14D	726.77	11/22/2021	ND	34.25	0.00	692.52
MW-14D	726.77	11/30/2021	ND	34.51	0.00	692.26
MW-14D	724.94	12/06/2021	ND	34.68	0.00	690.26
MW-14D	724.94	12/13/2021	ND	34.90	0.00	690.04
MW-14D	724.94	12/20/2021	ND	34.97	0.00	689.97
MW-14D	724.94	12/28/2021	ND	35.02	0.00	689.92
MW-14D	724.94	01/04/2022	ND	35.30	0.00	689.64
MW-14D	724.94	01/10/2022	ND	35.46	0.00	689.48
MW-14D	724.94	01/27/2022	ND	35.48	0.00	689.46
MW-14D	724.94	01/31/2022	ND	35.55	0.00	689.39
MW-14D	724.94	02/09/2022	ND	35.68	0.00	689.26

Table 3
Summary of Monitoring Well Gauging Data

Colonial Pipeline Company
2020-L1-SR2448
Huntersville, North Carolina

Well ID	Top Of Casing Elevation[1]	Date	Depth to Free Product (ft btoc)	Depth to Groundwater (ft btoc)	Free Product Thickness (ft)	Groundwater Elevation[2] (ft btoc)
MW-14D	724.94	02/14/2022	ND	35.75	0.00	689.19
MW-14D	724.94	02/24/2022	ND	35.84	0.00	689.10
MW-14D	724.94	02/28/2022	ND	35.94	0.00	689.00
MW-14D	724.94	03/07/2022	ND	36.06	0.00	688.88
MW-14D	724.94	03/14/2022	ND	36.03	0.00	688.91
MW-16D						
MW-16D	710.81	07/01/2021	ND	31.35	0.00	679.46
MW-16D	710.81	07/06/2021	ND	31.35	0.00	679.46
MW-16D	710.81	07/14/2021	ND	31.82	0.00	678.99
MW-16D	710.81	07/28/2021	ND	31.62	0.00	679.19
MW-16D	710.81	08/16/2021	ND	101.94	0.00	608.87
MW-16D	710.81	08/26/2021	ND	103.90	0.00	606.91
MW-16D	710.81	08/30/2021	ND	99.96	0.00	610.85
MW-16D	710.81	09/14/2021	ND	114.01	0.00	596.80
MW-16D	710.81	09/23/2021	ND	113.44	0.00	597.37
MW-16D	710.81	10/01/2021	ND	119.72	0.00	591.09
MW-16D	710.81	10/06/2021	ND	119.34	0.00	591.47
MW-16D	710.81	10/12/2021	ND	118.99	0.00	591.82
MW-16D	710.81	10/18/2021	ND	118.55	0.00	592.26
MW-16D	710.81	10/27/2021	ND	117.98	0.00	592.83
MW-16D	710.81	11/01/2021	ND	116.85	0.00	593.96
MW-16D	710.81	11/15/2021	ND	123.80	0.00	587.01
MW-16D	710.81	11/22/2021	ND	122.10	0.00	588.71
MW-16D	725.05	11/30/2021	ND	120.28	0.00	604.77
MW-16D	725.05	12/06/2021	ND	123.03	0.00	602.02
MW-16D	725.05	12/13/2021	ND	121.05	0.00	604.00
MW-16D	725.05	12/20/2021	ND	119.28	0.00	605.77
MW-16D	725.05	12/28/2021	ND	117.32	0.00	607.73
MW-16D	725.05	01/04/2022	ND	115.39	0.00	609.66
MW-16D	725.05	01/10/2022	ND	125.67	0.00	599.38
MW-16D	725.05	01/27/2022	ND	121.39	0.00	603.66
MW-16D	725.05	01/31/2022	ND	120.22	0.00	604.83
MW-16D	725.05	02/09/2022	ND	123.69	0.00	601.36
MW-16D	725.05	02/14/2022	ND	122.40	0.00	602.65
MW-16D	725.05	02/24/2022	ND	119.60	0.00	605.45
MW-16D	725.05	02/28/2022	ND	118.58	0.00	606.47
MW-16D	725.05	03/07/2022	ND	120.60	0.00	604.45
MW-16D	725.05	03/14/2022	ND	118.72	0.00	606.33
MW-25D						
MW-25D	733.05	12/26/2020	ND	46.90	0.00	686.15
MW-25D	733.05	01/10/2021	ND	47.10	0.00	685.95
MW-25D	733.05	01/19/2021	ND	47.93	0.00	685.12
MW-25D	733.05	01/25/2021	ND	47.80	0.00	685.25
MW-25D	733.05	02/01/2021	ND	47.69	0.00	685.36
MW-25D	733.05	02/08/2021	ND	48.05	0.00	685.00

Table 3
Summary of Monitoring Well Gauging Data

Colonial Pipeline Company
2020-L1-SR2448
Huntersville, North Carolina

Well ID	Top Of Casing Elevation[1]	Date	Depth to Free Product (ft btoc)	Depth to Groundwater (ft btoc)	Free Product Thickness (ft)	Groundwater Elevation[2] (ft btoc)
MW-25D	733.05	02/16/2021	ND	47.82	0.00	685.23
MW-25D	733.05	02/22/2021	ND	47.65	0.00	685.40
MW-25D	733.05	03/04/2021	ND	47.34	0.00	685.71
MW-25D	733.05	03/08/2021	ND	47.52	0.00	685.53
MW-25D	733.05	03/15/2021	ND	47.48	0.00	685.57
MW-25D	733.05	03/22/2021	ND	47.46	0.00	685.59
MW-25D	733.05	04/01/2021	ND	46.29	0.00	686.76
MW-25D	733.05	04/12/2021	ND	47.31	0.00	685.74
MW-25D	733.05	04/19/2021	ND	47.26	0.00	685.79
MW-25D	733.05	04/29/2021	ND	46.96	0.00	686.09
MW-25D	733.05	05/03/2021	ND	47.11	0.00	685.94
MW-25D	733.05	05/10/2021	ND	47.07	0.00	685.98
MW-25D	733.05	05/18/2021	ND	47.28	0.00	685.77
MW-25D	733.05	05/26/2021	ND	47.05	0.00	686.00
MW-25D	733.05	05/31/2021	ND	47.31	0.00	685.74
MW-25D	733.05	06/07/2021	ND	47.54	0.00	685.51
MW-25D	733.05	06/14/2021	NM	NM	NM	NM
MW-25D	733.05	06/21/2021	ND	47.66	0.00	685.39
MW-25D	733.05	07/01/2021	ND	47.52	0.00	685.53
MW-25D	733.05	07/06/2021	ND	47.89	0.00	685.16
MW-25D	733.05	07/14/2021	ND	47.75	0.00	685.30
MW-25D	733.05	07/28/2021	ND	48.95	0.00	684.10
MW-25D	733.05	08/02/2021	ND	50.00	0.00	683.05
MW-25D	733.05	08/16/2021	ND	50.46	0.00	682.59
MW-25D	733.05	08/26/2021	ND	49.55	0.00	683.50
MW-25D	733.05	08/30/2021	ND	51.11	0.00	681.94
MW-25D	733.05	09/14/2021	ND	51.90	0.00	681.15
MW-25D	733.05	09/23/2021	ND	49.78	0.00	683.27
MW-25D	733.05	10/01/2021	ND	51.65	0.00	681.40
MW-25D	733.05	10/06/2021	ND	52.26	0.00	680.79
MW-25D	733.05	10/12/2021	ND	52.41	0.00	680.64
MW-25D	733.05	10/18/2021	ND	52.67	0.00	680.38
MW-25D	733.05	10/27/2021	ND	50.67	0.00	682.38
MW-25D	733.05	11/01/2021	ND	51.13	0.00	681.92
MW-25D	733.05	11/15/2021	ND	53.95	0.00	679.10
MW-25D	733.05	11/22/2021	ND	54.19	0.00	678.86
MW-25D	733.05	11/30/2021	ND	52.82	0.00	680.23
MW-25D	733.32	12/06/2021	ND	54.69	0.00	678.63
MW-25D	733.32	12/13/2021	ND	55.02	0.00	678.30
MW-25D	733.32	12/20/2021	ND	55.20	0.00	678.12
MW-25D	733.32	12/28/2021	ND	52.93	0.00	680.39
MW-25D	733.32	01/04/2022	ND	56.10	0.00	677.22
MW-25D	733.32	01/10/2022	ND	56.32	0.00	677.00
MW-25D	733.32	01/27/2022	ND	53.69	0.00	679.63
MW-25D	733.32	01/31/2022	ND	54.05	0.00	679.27

Table 3
Summary of Monitoring Well Gauging Data

Colonial Pipeline Company
2020-L1-SR2448
Huntersville, North Carolina

Well ID	Top Of Casing Elevation[1]	Date	Depth to Free Product (ft btoc)	Depth to Groundwater (ft btoc)	Free Product Thickness (ft)	Groundwater Elevation[2] (ft btoc)
MW-25D	733.32	02/09/2022	ND	54.59	0.00	678.73
MW-25D	733.32	02/14/2022	ND	54.22	0.00	679.10
MW-25D	733.32	02/24/2022	ND	54.14	0.00	679.18
MW-25D	733.32	02/28/2022	ND	56.29	0.00	677.03
MW-25D	733.32	03/07/2022	ND	56.35	0.00	676.97
MW-25D	733.32	03/14/2022	ND	55.53	0.00	677.79
MW-31D						
MW-31D	714.09	05/31/2021	ND	20.96	0.00	693.13
MW-31D	714.09	06/07/2021	ND	20.95	0.00	693.14
MW-31D	714.09	06/14/2021	ND	21.02	0.00	693.07
MW-31D	714.09	06/21/2021	ND	21.05	0.00	693.04
MW-31D	714.09	07/01/2021	ND	21.10	0.00	692.99
MW-31D	714.09	07/06/2021	ND	21.22	0.00	692.87
MW-31D	714.09	07/14/2021	ND	21.29	0.00	692.80
MW-31D	714.09	07/28/2021	ND	21.27	0.00	692.82
MW-31D	714.09	08/02/2021	ND	21.44	0.00	692.65
MW-31D	714.09	08/16/2021	ND	21.57	0.00	692.52
MW-31D	714.09	08/26/2021	ND	21.68	0.00	692.41
MW-31D	714.09	08/30/2021	ND	21.65	0.00	692.44
MW-31D	714.09	09/14/2021	ND	21.86	0.00	692.23
MW-31D	714.09	09/23/2021	ND	22.13	0.00	691.96
MW-31D	714.09	10/01/2021	ND	22.26	0.00	691.83
MW-31D	714.09	10/06/2021	ND	22.25	0.00	691.84
MW-31D	714.09	10/12/2021	ND	22.36	0.00	691.73
MW-31D	714.09	10/18/2021	ND	22.47	0.00	691.62
MW-31D	714.09	10/27/2021	ND	22.66	0.00	691.43
MW-31D	714.09	11/01/2021	ND	22.70	0.00	691.39
MW-31D	714.09	11/15/2021	ND	23.04	0.00	691.05
MW-31D	714.09	11/22/2021	ND	23.10	0.00	690.99
MW-31D	714.09	11/30/2021	ND	23.20	0.00	690.89
MW-31D	714.09	12/06/2021	ND	23.29	0.00	690.80
MW-31D	714.09	12/13/2021	ND	23.13	0.00	690.96
MW-31D	714.09	12/20/2021	ND	23.54	0.00	690.55
MW-31D	714.09	12/28/2021	ND	23.69	0.00	690.40
MW-31D	714.09	01/04/2022	ND	23.68	0.00	690.41
MW-31D	714.09	01/10/2022	ND	23.89	0.00	690.20
MW-31D	714.09	01/27/2022	ND	23.88	0.00	690.21
MW-31D	714.09	01/31/2022	ND	23.95	0.00	690.14
MW-31D	714.09	02/09/2022	ND	23.93	0.00	690.16
MW-31D	714.09	02/14/2022	ND	23.94	0.00	690.15
MW-31D	714.09	02/24/2022	ND	23.40	0.00	690.69
MW-31D	714.09	02/28/2022	ND	23.98	0.00	690.11
MW-31D	714.09	03/07/2022	ND	23.98	0.00	690.11
MW-31D	714.09	03/14/2022	ND	23.97	0.00	690.12

Table 3
Summary of Monitoring Well Gauging Data

Colonial Pipeline Company
2020-L1-SR2448
Huntersville, North Carolina

Well ID	Top Of Casing Elevation[1]	Date	Depth to Free Product (ft btoc)	Depth to Groundwater (ft btoc)	Free Product Thickness (ft)	Groundwater Elevation[2] (ft btoc)
MW-36DR						
MW-36D	710.81	12/07/2020	ND	24.81	0.00	686.00
MW-36D	710.81	12/21/2020	ND	24.46	0.00	686.35
MW-36D	710.81	12/26/2020	ND	24.49	0.00	686.32
MW-36D	710.81	01/19/2021	ND	24.14	0.00	686.67
MW-36D	710.81	01/25/2021	ND	34.19	0.00	676.62
MW-36D	710.81	02/01/2021	ND	24.21	0.00	686.60
MW-36D	710.81	02/08/2021	ND	24.12	0.00	686.69
MW-36D	710.81	02/16/2021	ND	23.93	0.00	686.88
MW-36D	710.81	02/22/2021	ND	26.35	0.00	684.46
MW-36D	710.81	03/04/2021	ND	23.44	0.00	687.37
MW-36D	710.81	03/08/2021	ND	33.42	0.00	677.39
MW-36D	710.81	03/15/2021	ND	23.40	0.00	687.41
MW-36D	710.81	03/22/2021	ND	23.28	0.00	687.53
MW-36D	710.81	04/01/2021	ND	NM	NM	NM
MW-36D	710.81	04/12/2021	ND	NM	NM	NM
MW-36D	710.81	04/19/2021	ND	NM	NM	NM
MW-36D	710.81	04/29/2021	ND	28.74	0.00	682.07
MW-36D	710.81	05/03/2021	ND	22.34	0.00	688.47
MW-36D	710.81	05/10/2021	ND	23.59	0.00	687.22
MW-36D	710.81	05/18/2021	ND	21.44	0.00	689.37
MW-36D	710.81	05/26/2021	ND	21.52	0.00	689.29
MW-36D	710.81	05/31/2021	ND	21.63	0.00	689.18
MW-36D	710.81	06/07/2021	ND	30.94	0.00	679.87
MW-36D	710.81	06/14/2021	ND	22.73	0.00	688.08
MW-36D	710.81	06/21/2021	ND	22.31	0.00	688.50
MW-36D	710.81	07/01/2021	ND	22.63	0.00	688.18
MW-36D	710.81	07/06/2021	ND	22.72	0.00	688.09
MW-36D	710.81	07/14/2021	ND	23.80	0.00	687.01
MW-36D	710.81	07/28/2021	ND	29.17	0.00	681.64
MW-36D	710.81	08/02/2021	ND	24.32	0.00	686.49
MW-36D	710.81	08/16/2021	ND	26.54	0.00	684.27
MW-36D	710.81	08/26/2021	ND	26.92	0.00	683.89
MW-36D	710.81	08/30/2021	ND	27.15	0.00	683.66
MW-36D	710.81	09/14/2021	ND	27.72	0.00	683.09
MW-36D	710.81	09/23/2021	ND	27.99	0.00	682.82
MW-36D	710.81	10/01/2021	ND	29.37	0.00	681.44
MW-36D	710.81	10/06/2021	ND	28.57	0.00	682.24
MW-36D	710.81	10/12/2021	ND	28.80	0.00	682.01
MW-36D	710.81	10/18/2021	ND	29.08	0.00	681.73
MW-36D	710.81	10/27/2021	ND	29.25	0.00	681.56
MW-36D	710.81	11/01/2021	ND	29.40	0.00	681.41
MW-36D	710.81	11/15/2021	ND	30.03	0.00	680.78
MW-36DR	710.81	11/22/2021	ND	30.20	0.00	680.61
MW-36DR	710.81	11/30/2021	ND	30.46	0.00	680.35

Table 3
Summary of Monitoring Well Gauging Data

Colonial Pipeline Company
2020-L1-SR2448
Huntersville, North Carolina

Well ID	Top Of Casing Elevation[1]	Date	Depth to Free Product (ft btoc)	Depth to Groundwater (ft btoc)	Free Product Thickness (ft)	Groundwater Elevation[2] (ft btoc)
MW-36DR	710.78	12/06/2021	ND	30.72	0.00	680.06
MW-36DR	710.78	12/13/2021	ND	31.00	0.00	679.78
MW-36DR	710.78	12/20/2021	ND	31.15	0.00	679.63
MW-36DR	710.78	12/28/2021	ND	31.05	0.00	679.73
MW-36DR	710.78	01/04/2022	ND	31.45	0.00	679.33
MW-36DR	710.78	01/10/2022	ND	31.98	0.00	678.80
MW-36DR	710.78	01/27/2022	ND	31.65	0.00	679.13
MW-36DR	710.78	01/31/2022	ND	31.58	0.00	679.20
MW-36DR	710.78	02/09/2022	ND	31.91	0.00	678.87
MW-36DR	710.78	02/14/2022	ND	32.18	0.00	678.60
MW-36DR	710.78	02/24/2022	ND	32.17	0.00	678.61
MW-36DR	710.78	02/28/2022	ND	32.45	0.00	678.33
MW-36DR	710.78	03/07/2022	ND	32.64	0.00	678.14
MW-36DR	710.78	03/14/2022	ND	32.52	0.00	678.26
MW-57D						
MW-57D	686.44	12/07/2020	ND	11.25	0.00	675.19
MW-57D	686.44	12/21/2020	ND	10.87	0.00	675.57
MW-57D	686.44	12/26/2020	ND	10.82	0.00	675.62
MW-57D	686.44	01/10/2021	ND	10.56	0.00	675.88
MW-57D	686.44	01/19/2021	ND	10.73	0.00	675.71
MW-57D	686.44	01/25/2021	ND	10.74	0.00	675.70
MW-57D	686.44	02/01/2021	ND	10.17	0.00	676.27
MW-57D	686.44	02/08/2021	ND	10.16	0.00	676.28
MW-57D	686.44	02/16/2021	ND	9.49	0.00	676.95
MW-57D	686.44	02/22/2021	ND	6.39	0.00	680.05
MW-57D	686.44	03/04/2021	ND	9.08	0.00	677.36
MW-57D	686.44	03/08/2021	ND	9.36	0.00	677.08
MW-57D	686.44	03/15/2021	ND	9.39	0.00	677.05
MW-57D	686.44	03/22/2021	ND	8.92	0.00	677.52
MW-57D	686.44	04/01/2021	ND	8.38	0.00	678.06
MW-57D	686.44	04/12/2021	ND	8.58	0.00	677.86
MW-57D	686.44	04/19/2021	ND	8.93	0.00	677.51
MW-57D	686.44	04/29/2021	ND	9.29	0.00	677.15
MW-57D	686.44	05/03/2021	ND	8.98	0.00	677.46
MW-57D	686.44	05/10/2021	ND	9.77	0.00	676.67
MW-57D	686.44	05/18/2021	ND	10.22	0.00	676.22
MW-57D	686.44	05/26/2021	ND	10.72	0.00	675.72
MW-57D	686.44	05/31/2021	ND	11.17	0.00	675.27
MW-57D	686.44	06/07/2021	ND	11.36	0.00	675.08
MW-57D	686.44	06/14/2021	ND	11.22	0.00	675.22
MW-57D	686.44	06/21/2021	ND	11.48	0.00	674.96
MW-57D	686.44	07/01/2021	ND	11.89	0.00	674.55
MW-57D	686.44	07/06/2021	ND	12.51	0.00	673.93
MW-57D	686.44	07/14/2021	ND	12.51	0.00	673.93
MW-57D	686.44	07/28/2021	ND	12.34	0.00	674.10

Table 3
Summary of Monitoring Well Gauging Data

Colonial Pipeline Company
2020-L1-SR2448
Huntersville, North Carolina

Well ID	Top Of Casing Elevation[1]	Date	Depth to Free Product (ft btoc)	Depth to Groundwater (ft btoc)	Free Product Thickness (ft)	Groundwater Elevation[2] (ft btoc)
MW-57D	686.44	08/02/2021	ND	12.67	0.00	673.77
MW-57D	686.44	08/16/2021	ND	13.30	0.00	673.14
MW-57D	686.44	08/26/2021	ND	13.48	0.00	672.96
MW-57D	686.44	08/30/2021	ND	13.65	0.00	672.79
MW-57D	686.44	09/14/2021	ND	14.53	0.00	671.91
MW-57D	686.44	09/23/2021	ND	14.60	0.00	671.84
MW-57D	686.44	10/01/2021	ND	15.10	0.00	671.34
MW-57D	686.44	10/06/2021	ND	15.15	0.00	671.29
MW-57D	686.44	10/12/2021	ND	15.15	0.00	671.29
MW-57D	686.44	10/18/2021	ND	15.48	0.00	670.96
MW-57D	686.44	10/27/2021	ND	15.75	0.00	670.69
MW-57D	686.44	11/01/2021	ND	15.78	0.00	670.66
MW-57D	686.44	11/15/2021	ND	15.85	0.00	670.59
MW-57D	686.44	11/22/2021	ND	15.72	0.00	670.72
MW-57D	686.44	11/30/2021	ND	15.90	0.00	670.54
MW-57D	686.72	12/06/2021	ND	15.91	0.00	670.81
MW-57D	686.72	12/13/2021	ND	16.08	0.00	670.64
MW-57D	686.72	12/20/2021	ND	16.09	0.00	670.63
MW-57D	686.72	12/28/2021	ND	16.04	0.00	670.68
MW-57D	686.72	01/04/2022	ND	15.83	0.00	670.89
MW-57D	686.72	01/10/2022	ND	15.84	0.00	670.88
MW-57D	686.72	01/27/2022	ND	15.57	0.00	671.15
MW-57D	686.72	01/31/2022	ND	15.54	0.00	671.18
MW-57D	686.72	02/09/2022	ND	15.27	0.00	671.45
MW-57D	686.72	02/14/2022	ND	15.45	0.00	671.27
MW-57D	686.72	02/24/2022	ND	15.44	0.00	671.28
MW-57D	686.72	02/28/2022	ND	15.35	0.00	671.37
MW-57D	686.72	03/07/2022	ND	15.38	0.00	671.34
MW-57D	686.72	03/14/2022	ND	14.82	0.00	671.90
MW-59D						
MW-59D	720.98	12/07/2020	ND	60.12	0.00	660.86
MW-59D	720.98	12/21/2020	ND	35.43	0.00	685.55
MW-59D	720.98	12/26/2020	ND	34.71	0.00	686.27
MW-59D	720.98	01/10/2021	ND	38.82	0.00	682.16
MW-59D	720.98	01/19/2021	ND	34.70	0.00	686.28
MW-59D	720.98	01/25/2021	ND	34.36	0.00	686.62
MW-59D	720.98	02/01/2021	ND	34.04	0.00	686.94
MW-59D	720.98	02/08/2021	ND	33.93	0.00	687.05
MW-59D	720.98	02/16/2021	ND	36.06	0.00	684.92
MW-59D	720.98	02/22/2021	ND	33.99	0.00	686.99
MW-59D	720.98	03/04/2021	ND	33.47	0.00	687.51
MW-59D	720.98	03/08/2021	ND	33.46	0.00	687.52
MW-59D	720.98	03/15/2021	ND	34.11	0.00	686.87
MW-59D	720.98	03/22/2021	ND	33.37	0.00	687.61
MW-59D	720.98	04/01/2021	ND	25.85	0.00	695.13

Table 3
Summary of Monitoring Well Gauging Data

Colonial Pipeline Company
2020-L1-SR2448
Huntersville, North Carolina

Well ID	Top Of Casing Elevation[1]	Date	Depth to Free Product (ft btoc)	Depth to Groundwater (ft btoc)	Free Product Thickness (ft)	Groundwater Elevation[2] (ft btoc)
MW-59D	720.98	04/12/2021	ND	65.32	0.00	655.66
MW-59D	720.98	04/19/2021	ND	62.76	0.00	658.22
MW-59D	720.98	04/29/2021	ND	60.18	0.00	660.80
MW-59D	720.98	05/03/2021	ND	59.44	0.00	661.54
MW-59D	720.98	05/10/2021	ND	139.60	0.00	581.38
MW-59D	720.98	05/18/2021	ND	133.57	0.00	587.41
MW-59D	720.98	05/26/2021	ND	128.87	0.00	592.11
MW-59D	720.98	05/31/2021	ND	126.88	0.00	594.10
MW-59D	720.98	06/07/2021	ND	148.30	0.00	572.68
MW-59D	720.98	06/14/2021	ND	146.09	0.00	574.89
MW-59D	720.98	06/21/2021	ND	144.16	0.00	576.82
MW-59D	720.98	07/01/2021	ND	141.79	0.00	579.19
MW-59D	720.98	07/06/2021	ND	140.70	0.00	580.28
MW-59D	720.98	07/14/2021	ND	NM	NM	NM
MW-59D	720.98	07/28/2021	ND	159.10	0.00	561.88
MW-59D	720.98	08/02/2021	ND	158.88	0.00	562.10
MW-59D	720.98	08/16/2021	ND	158.34	0.00	562.64
MW-59D	720.98	08/26/2021	ND	158.03	0.00	562.95
MW-59D	720.98	08/30/2021	ND	157.89	0.00	563.09
MW-59D	720.98	09/14/2021	ND	157.51	0.00	563.47
MW-59D	720.98	09/23/2021	NM	NM	NM	NM
MW-59D	720.98	10/01/2021	ND	157.17	0.00	563.81
MW-59D	720.98	10/06/2021	ND	157.02	0.00	563.96
MW-59D	720.98	10/12/2021	ND	156.94	0.00	564.04
MW-59D	720.98	10/18/2021	ND	156.69	0.00	564.29
MW-59D	720.98	10/27/2021	ND	156.50	0.00	564.48
MW-59D	720.98	11/01/2021	ND	156.40	0.00	564.58
MW-59D	720.98	11/15/2021	ND	156.98	0.00	564.00
MW-59D	720.98	11/22/2021	ND	155.82	0.00	565.16
MW-59D	720.98	11/30/2021	ND	155.64	0.00	565.34
MW-59D	720.98	12/06/2021	ND	155.45	0.00	565.53
MW-59D	720.98	12/13/2021	ND	155.53	0.00	565.45
MW-59D	720.98	12/20/2021	ND	155.15	0.00	565.83
MW-59D	720.98	12/28/2021	ND	154.92	0.00	566.06
MW-59D	720.98	01/04/2022	ND	154.80	0.00	566.18
MW-59D	720.98	01/10/2022	ND	154.68	0.00	566.30
MW-59D	720.98	01/27/2022	ND	154.29	0.00	566.69
MW-59D	720.98	01/31/2022	ND	154.23	0.00	566.75
MW-59D	720.98	02/09/2022	ND	154.00	0.00	566.98
MW-59D	720.98	02/14/2022	ND	153.94	0.00	567.04
MW-59D	720.98	02/24/2022	ND	153.69	0.00	567.29
MW-59D	720.98	02/28/2022	ND	153.63	0.00	567.35
MW-59D	720.98	03/07/2022	ND	153.52	0.00	567.46
MW-59D	720.98	03/14/2022	ND	153.39	0.00	567.59

Table 3
Summary of Monitoring Well Gauging Data

Colonial Pipeline Company
2020-L1-SR2448
Huntersville, North Carolina

Well ID	Top Of Casing Elevation[1]	Date	Depth to Free Product (ft btoc)	Depth to Groundwater (ft btoc)	Free Product Thickness (ft)	Groundwater Elevation[2] (ft btoc)
MW-61D						
MW-61D	745.40	11/23/2020	ND	NM	NM	NM
MW-61D	745.40	12/07/2020	ND	53.30	0.00	692.10
MW-61D	745.40	12/21/2020	ND	53.50	0.00	691.90
MW-61D	745.40	12/26/2020	ND	53.56	0.00	691.84
MW-61D	745.40	01/10/2021	ND	53.83	0.00	691.57
MW-61D	745.50	01/19/2021	ND	53.94	0.00	691.56
MW-61D	745.50	01/25/2021	ND	53.88	0.00	691.62
MW-61D	745.50	02/01/2021	ND	53.86	0.00	691.64
MW-61D	745.50	02/08/2021	ND	54.21	0.00	691.29
MW-61D	745.50	02/16/2021	ND	53.91	0.00	691.59
MW-61D	745.50	02/22/2021	ND	53.82	0.00	691.68
MW-61D	745.50	03/04/2021	ND	53.82	0.00	691.68
MW-61D	745.50	03/08/2021	ND	53.92	0.00	691.58
MW-61D	745.50	03/15/2021	ND	54.05	0.00	691.45
MW-61D	745.50	03/22/2021	ND	53.98	0.00	691.52
MW-61D	745.50	04/01/2021	ND	54.15	0.00	691.35
MW-61D	745.50	04/12/2021	ND	54.27	0.00	691.23
MW-61D	745.50	04/19/2021	ND	54.32	0.00	691.18
MW-61D	745.50	04/29/2021	ND	54.12	0.00	691.38
MW-61D	745.50	05/03/2021	ND	54.20	0.00	691.30
MW-61D	745.50	05/10/2021	ND	55.32	0.00	690.18
MW-61D	745.50	05/18/2021	ND	54.31	0.00	691.19
MW-61D	745.50	05/26/2021	ND	54.14	0.00	691.36
MW-61D	745.50	05/31/2021	ND	54.34	0.00	691.16
MW-61D	745.50	06/07/2021	ND	54.37	0.00	691.13
MW-61D	745.50	06/14/2021	ND	54.15	0.00	691.35
MW-61D	745.50	06/21/2021	ND	54.43	0.00	691.07
MW-61D	745.50	07/01/2021	ND	54.45	0.00	691.05
MW-61D	745.50	07/06/2021	ND	54.68	0.00	690.82
MW-61D	745.50	07/14/2021	ND	54.61	0.00	690.89
MW-61D	745.50	07/28/2021	ND	54.93	0.00	690.57
MW-61D	745.50	08/02/2021	ND	55.16	0.00	690.34
MW-61D	745.50	08/16/2021	ND	55.30	0.00	690.20
MW-61D	745.50	08/26/2021	ND	55.38	0.00	690.12
MW-61D	745.50	08/30/2021	ND	56.43	0.00	689.07
MW-61D	745.50	09/14/2021	ND	56.09	0.00	689.41
MW-61D	745.50	09/23/2021	ND	55.99	0.00	689.51
MW-61D	745.50	10/01/2021	ND	56.06	0.00	689.44
MW-61D	745.50	10/06/2021	ND	56.62	0.00	688.88
MW-61D	745.50	10/12/2021	ND	56.61	0.00	688.89
MW-61D	745.50	10/18/2021	ND	56.80	0.00	688.70
MW-61D	745.50	10/27/2021	ND	56.71	0.00	688.79
MW-61D	745.50	11/01/2021	ND	56.97	0.00	688.53
MW-61D	745.50	11/15/2021	ND	57.50	0.00	688.00

Table 3
Summary of Monitoring Well Gauging Data

Colonial Pipeline Company
2020-L1-SR2448
Huntersville, North Carolina

Well ID	Top Of Casing Elevation[1]	Date	Depth to Free Product (ft btoc)	Depth to Groundwater (ft btoc)	Free Product Thickness (ft)	Groundwater Elevation[2] (ft btoc)
MW-61D	745.50	11/22/2021	ND	57.69	0.00	687.81
MW-61D	745.40	11/30/2021	ND	57.74	0.00	687.66
MW-61D	745.40	12/06/2021	ND	57.96	0.00	687.44
MW-61D	745.40	12/13/2021	ND	58.19	0.00	687.21
MW-61D	745.40	12/20/2021	ND	58.33	0.00	687.07
MW-61D	745.40	12/28/2021	ND	58.19	0.00	687.21
MW-61D	745.40	01/04/2022	ND	58.80	0.00	686.60
MW-61D	745.40	01/10/2022	ND	58.70	0.00	686.70
MW-61D	745.40	01/27/2022	ND	58.71	0.00	686.69
MW-61D	745.40	01/31/2022	ND	59.01	0.00	686.39
MW-61D	745.40	02/09/2022	ND	59.37	0.00	686.03
MW-61D	745.40	02/14/2022	ND	59.44	0.00	685.96
MW-61D	745.40	02/24/2022	ND	59.42	0.00	685.98
MW-61D	745.40	02/28/2022	ND	59.66	0.00	685.74
MW-61D	745.40	03/07/2022	ND	59.87	0.00	685.53
MW-61D	745.40	03/14/2022	ND	59.83	0.00	685.57
MW-62D						
MW-62D	729.92	01/19/2021	ND	54.22	0.00	675.70
MW-62D	729.92	12/07/2020	ND	54.99	0.00	674.93
MW-62D	729.92	12/21/2020	ND	54.05	0.00	675.87
MW-62D	729.92	12/26/2020	ND	54.19	0.00	675.73
MW-62D	729.92	01/10/2021	ND	54.07	0.00	675.85
MW-62D	729.92	01/25/2021	ND	54.00	0.00	675.92
MW-62D	729.92	02/01/2021	ND	54.15	0.00	675.77
MW-62D	729.92	02/08/2021	ND	53.62	0.00	676.30
MW-62D	729.92	02/16/2021	ND	53.76	0.00	676.16
MW-62D	729.92	02/22/2021	ND	53.38	0.00	676.54
MW-62D	729.92	03/04/2021	ND	53.03	0.00	676.89
MW-62D	729.92	03/08/2021	ND	53.60	0.00	676.32
MW-62D	729.92	03/15/2021	ND	53.87	0.00	676.05
MW-62D	729.92	03/22/2021	ND	53.46	0.00	676.46
MW-62D	729.92	04/01/2021	ND	52.96	0.00	676.96
MW-62D	729.92	04/12/2021	ND	53.23	0.00	676.69
MW-62D	729.92	04/19/2021	ND	53.97	0.00	675.95
MW-62D	729.92	04/29/2021	ND	53.90	0.00	676.02
MW-62D	729.92	05/03/2021	ND	53.84	0.00	676.08
MW-62D	729.92	05/10/2021	ND	54.40	0.00	675.52
MW-62D	729.92	05/18/2021	ND	53.51	0.00	676.41
MW-62D	729.92	05/26/2021	ND	54.40	0.00	675.52
MW-62D	729.92	05/31/2021	ND	54.91	0.00	675.01
MW-62D	729.92	06/07/2021	ND	54.91	0.00	675.01
MW-62D	729.92	06/14/2021	ND	55.10	0.00	674.82
MW-62D	729.92	06/21/2021	ND	54.51	0.00	675.41
MW-62D	729.92	07/01/2021	ND	54.61	0.00	675.31
MW-62D	729.92	07/06/2021	ND	55.07	0.00	674.85

Table 3
Summary of Monitoring Well Gauging Data

Colonial Pipeline Company
2020-L1-SR2448
Huntersville, North Carolina

Well ID	Top Of Casing Elevation[1]	Date	Depth to Free Product (ft btoc)	Depth to Groundwater (ft btoc)	Free Product Thickness (ft)	Groundwater Elevation[2] (ft btoc)
MW-62D	729.92	07/14/2021	ND	55.17	0.00	674.75
MW-62D	729.92	07/28/2021	ND	55.50	0.00	674.42
MW-62D	729.92	08/02/2021	ND	55.43	0.00	674.49
MW-62D	729.92	08/16/2021	ND	55.92	0.00	674.00
MW-62D	729.92	08/26/2021	ND	55.83	0.00	674.09
MW-62D	729.92	08/30/2021	ND	56.36	0.00	673.56
MW-62D	729.92	09/14/2021	ND	56.26	0.00	673.66
MW-62D	729.92	09/23/2021	ND	56.42	0.00	673.50
MW-62D	729.92	10/01/2021	ND	37.31	0.00	692.61
MW-62D	729.92	10/06/2021	ND	57.29	0.00	672.63
MW-62D	729.92	10/12/2021	ND	59.48	0.00	670.44
MW-62D	729.92	10/18/2021	ND	58.05	0.00	671.87
MW-62D	729.92	10/27/2021	ND	57.16	0.00	672.76
MW-62D	729.92	11/01/2021	ND	57.08	0.00	672.84
MW-62D	729.92	11/15/2021	ND	57.52	0.00	672.40
MW-62D	729.92	11/22/2021	ND	57.24	0.00	672.68
MW-62D	729.92	11/30/2021	ND	57.58	0.00	672.34
MW-62D	729.92	12/06/2021	ND	57.75	0.00	672.17
MW-62D	729.92	12/13/2021	ND	57.66	0.00	672.26
MW-62D	729.92	12/20/2021	ND	57.10	0.00	672.82
MW-62D	729.93	12/28/2021	ND	57.50	0.00	672.43
MW-62D	729.93	01/04/2022	ND	57.88	0.00	672.05
MW-62D	729.93	01/10/2022	ND	57.42	0.00	672.51
MW-62D	729.93	01/27/2022	ND	57.12	0.00	672.81
MW-62D	729.93	01/31/2022	ND	57.75	0.00	672.18
MW-62D	729.93	02/09/2022	ND	57.47	0.00	672.46
MW-62D	729.93	02/14/2022	ND	57.52	0.00	672.41
MW-62D	729.93	02/24/2022	ND	57.18	0.00	672.75
MW-62D	729.93	02/28/2022	ND	57.24	0.00	672.69
MW-62D	729.93	03/07/2022	ND	57.07	0.00	672.86
MW-62D	729.93	03/14/2022	ND	56.77	0.00	673.16
MW-65D						
MW-65D	714.15	12/26/2020	ND	23.15	0.00	691.00
MW-65D	714.15	01/10/2021	ND	22.93	0.00	691.22
MW-65D	714.15	01/19/2021	ND	22.95	0.00	691.20
MW-65D	714.15	02/01/2021	ND	22.76	0.00	691.39
MW-65D	714.15	02/08/2021	ND	22.89	0.00	691.26
MW-65D	714.15	02/16/2021	ND	22.62	0.00	691.53
MW-65D	714.15	02/22/2021	ND	22.53	0.00	691.62
MW-65D	714.15	03/04/2021	ND	22.31	0.00	691.84
MW-65D	714.15	03/08/2021	ND	22.38	0.00	691.77
MW-65D	714.15	03/15/2021	ND	22.22	0.00	691.93
MW-65D	714.15	03/22/2021	ND	22.12	0.00	692.03
MW-65D	714.15	04/01/2021	ND	21.79	0.00	692.36
MW-65D	714.15	04/12/2021	ND	21.78	0.00	692.37

Table 3
Summary of Monitoring Well Gauging Data

Colonial Pipeline Company
2020-L1-SR2448
Huntersville, North Carolina

Well ID	Top Of Casing Elevation[1]	Date	Depth to Free Product (ft btoc)	Depth to Groundwater (ft btoc)	Free Product Thickness (ft)	Groundwater Elevation[2] (ft btoc)
MW-65D	714.15	04/19/2021	ND	21.75	0.00	692.40
MW-65D	714.15	04/29/2021	ND	21.78	0.00	692.37
MW-65D	714.15	05/03/2021	ND	21.79	0.00	692.36
MW-65D	714.15	05/10/2021	ND	21.94	0.00	692.21
MW-65D	714.15	05/18/2021	ND	22.14	0.00	692.01
MW-65D	714.15	05/26/2021	ND	22.23	0.00	691.92
MW-65D	714.15	05/31/2021	ND	22.43	0.00	691.72
MW-65D	714.15	06/07/2021	ND	22.51	0.00	691.64
MW-65D	714.15	06/14/2021	ND	22.57	0.00	691.58
MW-65D	714.15	06/21/2021	ND	22.72	0.00	691.43
MW-65D	714.15	07/01/2021	ND	22.86	0.00	691.29
MW-65D	714.15	07/06/2021	ND	23.05	0.00	691.10
MW-65D	714.15	07/14/2021	ND	23.23	0.00	690.92
MW-65D	714.15	07/28/2021	ND	23.31	0.00	690.84
MW-65D	714.15	08/02/2021	ND	23.48	0.00	690.67
MW-65D	714.15	08/16/2021	ND	23.73	0.00	690.42
MW-65D	714.15	08/26/2021	ND	23.92	0.00	690.23
MW-65D	714.15	08/30/2021	ND	23.98	0.00	690.17
MW-65D	714.15	09/14/2021	ND	24.33	0.00	689.82
MW-65D	714.15	09/23/2021	ND	24.55	0.00	689.60
MW-65D	714.15	10/01/2021	ND	24.68	0.00	689.47
MW-65D	714.15	10/06/2021	ND	23.91	0.00	690.24
MW-65D	714.15	10/12/2021	ND	25.87	0.00	688.28
MW-65D	714.15	10/18/2021	ND	25.06	0.00	689.09
MW-65D	714.15	10/27/2021	ND	25.23	0.00	688.92
MW-65D	714.15	11/01/2021	ND	25.41	0.00	688.74
MW-65D	714.15	11/15/2021	ND	25.63	0.00	688.52
MW-65D	714.15	11/22/2021	ND	25.83	0.00	688.32
MW-65D	714.15	11/30/2021	ND	25.91	0.00	688.24
MW-65D	714.42	12/06/2021	ND	26.06	0.00	688.36
MW-65D	714.42	12/13/2021	ND	26.28	0.00	688.14
MW-65D	714.42	12/20/2021	ND	26.32	0.00	688.10
MW-65D	714.42	12/28/2021	ND	26.40	0.00	688.02
MW-65D	714.42	01/04/2022	ND	26.54	0.00	687.88
MW-65D	714.42	01/10/2022	ND	26.63	0.00	687.79
MW-65D	714.42	01/27/2022	ND	23.79	0.00	690.63
MW-65D	714.42	01/31/2022	ND	26.85	0.00	687.57
MW-65D	714.42	02/09/2022	ND	26.86	0.00	687.56
MW-65D	714.42	02/14/2022	ND	26.97	0.00	687.45
MW-65D	714.42	02/24/2022	ND	27.10	0.00	687.32
MW-65D	714.42	02/28/2022	ND	27.11	0.00	687.31
MW-65D	714.42	03/07/2022	ND	27.18	0.00	687.24
MW-65D	714.42	03/14/2022	ND	27.13	0.00	687.29

Table 3
Summary of Monitoring Well Gauging Data

Colonial Pipeline Company
2020-L1-SR2448
Huntersville, North Carolina

Well ID	Top Of Casing Elevation[1]	Date	Depth to Free Product (ft btoc)	Depth to Groundwater (ft btoc)	Free Product Thickness (ft)	Groundwater Elevation[2] (ft btoc)
MW-79D						
MW-79D	720.52	03/04/2021	ND	85.61	0.00	634.91
MW-79D	720.52	03/08/2021	ND	42.71	0.00	677.81
MW-79D	720.52	03/15/2021	ND	44.79	0.00	675.73
MW-79D	720.52	03/22/2021	ND	44.53	0.00	675.99
MW-79D	721.56	04/01/2021	ND	40.69	0.00	680.87
MW-79D	721.56	04/12/2021	ND	41.05	0.00	680.51
MW-79D	721.56	04/19/2021	ND	41.85	0.00	679.71
MW-79D	721.56	04/29/2021	ND	41.85	0.00	679.71
MW-79D	721.56	05/03/2021	ND	41.76	0.00	679.80
MW-79D	717.32	05/10/2021	ND	41.31	0.00	676.01
MW-79D	717.32	05/18/2021	ND	41.47	0.00	675.85
MW-79D	717.32	05/26/2021	ND	42.37	0.00	674.95
MW-79D	717.32	05/31/2021	ND	42.88	0.00	674.44
MW-79D	717.32	06/07/2021	ND	42.88	0.00	674.44
MW-79D	717.32	06/14/2021	ND	43.04	0.00	674.28
MW-79D	717.32	06/21/2021	ND	42.46	0.00	674.86
MW-79D	717.32	07/01/2021	ND	42.60	0.00	674.72
MW-79D	717.32	07/06/2021	ND	43.02	0.00	674.30
MW-79D	717.32	07/14/2021	ND	43.17	0.00	674.15
MW-79D	717.32	07/28/2021	ND	43.44	0.00	673.88
MW-79D	717.32	08/02/2021	ND	43.38	0.00	673.94
MW-79D	717.32	08/16/2021	ND	43.92	0.00	673.40
MW-79D	717.32	08/26/2021	ND	43.69	0.00	673.63
MW-79D	717.32	08/30/2021	ND	44.44	0.00	672.88
MW-79D	717.32	09/14/2021	ND	44.29	0.00	673.03
MW-79D	717.32	09/23/2021	ND	44.28	0.00	673.04
MW-79D	717.32	10/01/2021	ND	45.26	0.00	672.06
MW-79D	717.32	10/06/2021	ND	45.34	0.00	671.98
MW-79D	717.32	10/12/2021	ND	47.16	0.00	670.16
MW-79D	717.32	10/18/2021	ND	45.97	0.00	671.35
MW-79D	717.32	10/27/2021	ND	45.10	0.00	672.22
MW-79D	717.32	11/01/2021	ND	44.99	0.00	672.33
MW-79D	717.32	11/15/2021	ND	45.50	0.00	671.82
MW-79D	717.32	11/22/2021	ND	45.32	0.00	672.00
MW-79D	717.32	11/30/2021	ND	45.34	0.00	671.98
MW-79D	717.51	12/06/2021	ND	45.70	0.00	671.81
MW-79D	717.51	12/13/2021	ND	45.56	0.00	671.95
MW-79D	717.51	12/20/2021	ND	45.00	0.00	672.51
MW-79D	717.51	12/28/2021	ND	45.34	0.00	672.17
MW-79D	717.51	01/04/2022	ND	45.78	0.00	671.73
MW-79D	717.51	01/10/2022	ND	45.95	0.00	671.56
MW-79D	717.51	01/27/2022	ND	44.98	0.00	672.53
MW-79D	717.51	01/31/2022	ND	45.67	0.00	671.84
MW-79D	717.51	02/09/2022	ND	45.31	0.00	672.20

Table 3
Summary of Monitoring Well Gauging Data

Colonial Pipeline Company
2020-L1-SR2448
Huntersville, North Carolina

Well ID	Top Of Casing Elevation[1]	Date	Depth to Free Product (ft btoc)	Depth to Groundwater (ft btoc)	Free Product Thickness (ft)	Groundwater Elevation[2] (ft btoc)
MW-79D	717.51	02/14/2022	ND	45.38	0.00	672.13
MW-79D	717.51	02/24/2022	ND	44.96	0.00	672.55
MW-79D	717.51	02/28/2022	ND	45.13	0.00	672.38
MW-79D	717.51	03/07/2022	ND	44.98	0.00	672.53
MW-79D	717.51	03/14/2022	ND	44.67	0.00	672.84
MW-81D						
MW-81D	720.45	06/21/2021	ND	45.24	0.00	675.21
MW-81D	720.45	07/01/2021	ND	45.38	0.00	675.07
MW-81D	720.45	07/06/2021	ND	45.87	0.00	674.58
MW-81D	720.45	07/14/2021	ND	45.97	0.00	674.48
MW-81D	720.45	07/28/2021	ND	46.16	0.00	674.29
MW-81D	720.45	08/02/2021	ND	46.24	0.00	674.21
MW-81D	720.45	08/16/2021	ND	46.74	0.00	673.71
MW-81D	720.45	08/26/2021	ND	46.60	0.00	673.85
MW-81D	720.45	08/30/2021	ND	47.30	0.00	673.15
MW-81D	720.45	09/14/2021	ND	47.07	0.00	673.38
MW-81D	720.45	09/23/2021	ND	47.20	0.00	673.25
MW-81D	720.45	10/01/2021	ND	47.33	0.00	673.12
MW-81D	720.45	10/06/2021	ND	48.09	0.00	672.36
MW-81D	720.45	10/12/2021	ND	49.47	0.00	670.98
MW-81D	720.45	10/18/2021	ND	48.76	0.00	671.69
MW-81D	720.45	10/27/2021	ND	48.18	0.00	672.27
MW-81D	720.45	11/01/2021	ND	47.86	0.00	672.59
MW-81D	720.45	11/15/2021	ND	48.32	0.00	672.13
MW-81D	720.45	11/22/2021	ND	48.20	0.00	672.25
MW-81D	720.45	11/30/2021	ND	48.24	0.00	672.21
MW-81D	720.45	12/06/2021	ND	48.55	0.00	671.90
MW-81D	720.45	12/13/2021	ND	48.23	0.00	672.22
MW-81D	720.45	12/20/2021	ND	48.03	0.00	672.42
MW-81D	720.45	12/28/2021	ND	48.43	0.00	672.02
MW-81D	720.45	01/04/2022	ND	48.54	0.00	671.91
MW-81D	720.45	01/10/2022	ND	49.03	0.00	671.42
MW-81D	720.45	01/27/2022	ND	47.82	0.00	672.63
MW-81D	720.45	01/31/2022	ND	48.50	0.00	671.95
MW-81D	720.45	02/09/2022	ND	48.18	0.00	672.27
MW-81D	720.45	02/14/2022	ND	48.25	0.00	672.20
MW-81D	720.45	02/24/2022	ND	47.98	0.00	672.47
MW-81D	720.45	02/28/2022	ND	47.98	0.00	672.47
MW-81D	720.45	03/07/2022	ND	47.95	0.00	672.50
MW-81D	720.45	03/14/2022	ND	47.37	0.00	673.08
MW-89D						
MW-89D	731.52	08/30/2021	ND	47.35	0.00	684.17
MW-89D	731.52	09/14/2021	ND	49.07	0.00	682.45
MW-89D	731.52	09/23/2021	ND	49.29	0.00	682.23
MW-89D	731.52	10/01/2021	ND	49.51	0.00	682.01

Table 3
Summary of Monitoring Well Gauging Data

Colonial Pipeline Company
2020-L1-SR2448
Huntersville, North Carolina

Well ID	Top Of Casing Elevation[1]	Date	Depth to Free Product (ft btoc)	Depth to Groundwater (ft btoc)	Free Product Thickness (ft)	Groundwater Elevation[2] (ft btoc)
MW-89D	731.52	10/06/2021	ND	49.50	0.00	682.02
MW-89D	731.52	10/12/2021	ND	49.65	0.00	681.87
MW-89D	731.52	10/18/2021	ND	49.86	0.00	681.66
MW-89D	731.52	10/27/2021	ND	50.03	0.00	681.49
MW-89D	731.52	11/01/2021	ND	49.70	0.00	681.82
MW-89D	731.52	11/15/2021	ND	14.78	0.00	716.74
MW-89D	731.52	11/22/2021	ND	103.03	0.00	628.49
MW-89D	731.52	11/30/2021	ND	102.92	0.00	628.60
MW-89D	734.72	12/06/2021	ND	106.68	0.00	628.04
MW-89D	734.72	12/13/2021	ND	106.10	0.00	628.62
MW-89D	734.72	12/20/2021	ND	106.52	0.00	628.20
MW-89D	734.72	12/28/2021	ND	106.43	0.00	628.29
MW-89D	734.72	01/04/2022	ND	106.41	0.00	628.31
MW-89D	734.72	01/10/2022	ND	109.75	0.00	624.97
MW-89D	734.72	01/27/2022	ND	109.88	0.00	624.84
MW-89D	734.72	01/31/2022	ND	109.59	0.00	625.13
MW-89D	734.72	02/09/2022	ND	110.95	0.00	623.77
MW-89D	734.72	02/14/2022	ND	110.92	0.00	623.80
MW-89D	734.72	02/24/2022	ND	110.87	0.00	623.85
MW-89D	734.72	02/28/2022	ND	110.84	0.00	623.88
MW-89D	734.72	03/07/2022	ND	112.20	0.00	622.52
MW-89D	734.72	03/14/2022	ND	112.11	0.00	622.61
MW-90D						
MW-90D	730.09	05/26/2021	35.13	45.41	10.28	692.21
MW-90D	730.09	05/31/2021	ARP	ARP	ARP	ARP
MW-90D	730.09	06/07/2021	ARP	ARP	ARP	ARP
MW-90D	730.09	06/14/2021	ARP	ARP	ARP	ARP
MW-90D	730.09	06/21/2021	ARP	ARP	ARP	ARP
MW-90D	730.09	07/01/2021	34.41	45.77	11.36	692.64
MW-90D	730.09	07/06/2021	ARP	ARP	ARP	ARP
MW-90D	730.09	07/14/2021	37.54	39.02	1.48	692.15
MW-90D	730.09	07/28/2021	38.20	39.42	1.22	691.56
MW-90D	730.09	08/16/2021	ARP	ARP	ARP	ARP
MW-90D	730.09	08/26/2021	48.95	50.70	1.75	680.67
MW-90D	730.09	08/30/2021	ARP	ARP	ARP	ARP
MW-90D	730.09	09/16/2021	40.58	40.74	0.16	689.47
MW-90D	730.09	09/23/2021	40.48	41.69	1.21	689.29
MW-90D	730.09	10/12/2021	ARP	ARP	ARP	ARP
MW-90D	730.09	10/18/2021	ARP	ARP	ARP	ARP
MW-90D	730.09	10/27/2021	41.60	42.66	1.06	688.21
MW-90D	730.09	11/01/2021	ARP	ARP	ARP	ARP
MW-90D	730.09	11/30/2021	42.50	43.79	1.29	687.24
MW-90D	730.09	12/06/2021	ARP	ARP	ARP	ARP
MW-90D	730.09	12/13/2021	ARP	ARP	ARP	ARP
MW-90D	730.09	12/20/2021	ARP	ARP	ARP	ARP

Table 3
Summary of Monitoring Well Gauging Data

Colonial Pipeline Company
2020-L1-SR2448
Huntersville, North Carolina

Well ID	Top Of Casing Elevation[1]	Date	Depth to Free Product (ft btoc)	Depth to Groundwater (ft btoc)	Free Product Thickness (ft)	Groundwater Elevation[2] (ft btoc)
MW-90D	730.09	12/28/2021	43.53	45.06	1.53	686.15
MW-90D	730.09	01/04/2022	ARP	ARP	ARP	ARP
MW-90D	730.09	01/10/2022	ARP	ARP	ARP	ARP
MW-90D	730.09	01/27/2022	ND	45.05	0.00	685.04
MW-90D	730.09	01/31/2022	ARP	ARP	ARP	ARP
MW-90D	730.09	02/09/2022	ARP	ARP	ARP	ARP
MW-90D	730.09	02/14/2022	ARP	ARP	ARP	ARP
MW-90D	730.09	02/24/2022	45.45	46.84	1.39	684.27
MW-90D	730.09	02/28/2022	ARP	ARP	ARP	ARP
MW-90D	730.09	03/07/2022	ARP	ARP	ARP	ARP
MW-90D	730.09	03/14/2022	ARP	ARP	ARP	ARP
MW-90DD						
MW-90DD	731.00	09/23/2021	ND	122.45	0.00	608.55
MW-90DD	731.00	10/01/2021	ND	98.93	0.00	632.07
MW-90DD	731.00	10/06/2021	ND	91.89	0.00	639.11
MW-90DD	731.00	10/12/2021	ND	78.43	0.00	652.57
MW-90DD	731.00	10/18/2021	ND	70.84	0.00	660.16
MW-90DD	731.00	10/27/2021	ND	63.45	0.00	667.55
MW-90DD	731.00	11/01/2021	ND	59.85	0.00	671.15
MW-90DD	731.00	11/15/2021	ND	55.78	0.00	675.22
MW-90DD	731.00	11/22/2021	ND	57.29	0.00	673.71
MW-90DD	731.00	11/30/2021	ND	55.71	0.00	675.29
MW-90DD	731.00	12/06/2021	ND	44.11	0.00	686.89
MW-90DD	731.00	12/13/2021	ND	162.00	0.00	569.00
MW-90DD	731.00	12/20/2021	ND	185.62	0.00	545.38
MW-90DD	731.00	12/28/2021	ND	177.16	0.00	553.84
MW-90DD	731.00	01/04/2022	ND	170.45	0.00	560.55
MW-90DD	731.00	01/10/2022	ND	181.82	0.00	549.18
MW-90DD	731.00	01/27/2022	ND	170.24	0.00	560.76
MW-90DD	731.00	01/31/2022	ND	167.75	0.00	563.25
MW-90DD	731.13	02/09/2022	ND	178.73	0.00	552.40
MW-90DD	731.13	02/14/2022	ND	175.72	0.00	555.41
MW-90DD	731.13	02/24/2022	ND	169.95	0.00	561.18
MW-90DD	731.13	02/28/2022	ND	167.75	0.00	563.38
MW-90DD	731.13	03/07/2022	ND	188.90	0.00	542.23
MW-90DD	731.13	03/14/2022	ND	187.39	0.00	543.74
MW-91D						
MW-91D	735.84	05/26/2021	38.46	53.25	14.79	693.42
MW-91D	735.84	05/31/2021	ARP	ARP	ARP	ARP
MW-91D	735.84	06/07/2021	ARP	ARP	ARP	ARP
MW-91D	735.84	06/14/2021	ARP	ARP	ARP	ARP
MW-91D	735.84	06/21/2021	ARP	ARP	ARP	ARP
MW-91D	735.84	07/01/2021	40.93	47.81	6.88	693.07
MW-91D	735.84	07/06/2021	ARP	ARP	ARP	ARP
MW-91D	735.84	07/14/2021	42.86	44.65	1.79	692.50

Table 3
Summary of Monitoring Well Gauging Data

Colonial Pipeline Company
2020-L1-SR2448
Huntersville, North Carolina

Well ID	Top Of Casing Elevation[1]	Date	Depth to Free Product (ft btoc)	Depth to Groundwater (ft btoc)	Free Product Thickness (ft)	Groundwater Elevation[2] (ft btoc)
MW-91D	735.84	07/28/2021	43.45	45.05	1.60	691.96
MW-91D	735.84	08/16/2021	ARP	ARP	ARP	ARP
MW-91D	735.84	08/26/2021	NP	45.24	0.00	690.60
MW-91D	735.84	08/30/2021	ARP	ARP	ARP	ARP
MW-91D	735.84	09/16/2021	45.49	46.92	1.43	689.97
MW-91D	735.84	09/23/2021	45.43	47.05	1.62	689.98
MW-91D	735.84	10/12/2021	ARP	ARP	ARP	ARP
MW-91D	735.84	10/18/2021	ARP	ARP	ARP	ARP
MW-91D	735.84	10/27/2021	46.53	48.00	1.47	688.92
MW-91D	735.84	11/01/2021	ARP	ARP	ARP	ARP
MW-91D	735.84	11/30/2021	47.60	48.92	1.32	687.89
MW-91D	735.84	12/06/2021	ARP	ARP	ARP	ARP
MW-91D	735.84	12/13/2021	ARP	ARP	ARP	ARP
MW-91D	735.84	12/20/2021	ARP	ARP	ARP	ARP
MW-91D	735.84	12/28/2021	48.54	49.82	1.28	686.96
MW-91D	735.84	01/04/2022	ARP	ARP	ARP	ARP
MW-91D	735.84	01/10/2022	ARP	ARP	ARP	ARP
MW-91D	735.84	01/27/2022	49.63	51.13	1.50	685.81
MW-91D	735.84	01/31/2022	ARP	ARP	ARP	ARP
MW-91D	735.84	02/09/2022	ARP	ARP	ARP	ARP
MW-91D	735.84	02/14/2022	ARP	ARP	ARP	ARP
MW-91D	735.84	02/24/2022	50.47	51.73	1.26	685.03
MW-91D	735.84	02/28/2022	ARP	ARP	ARP	ARP
MW-91D	735.84	03/07/2022	ARP	ARP	ARP	ARP
MW-91D	735.84	03/14/2022	ARP	ARP	ARP	ARP
MW-91DD						
MW-91DD	735.19	09/23/2021	ND	196.36	0.00	538.83
MW-91DD	735.19	10/01/2021	ND	190.38	0.00	544.81
MW-91DD	735.19	10/06/2021	ND	193.16	0.00	542.03
MW-91DD	735.19	10/12/2021	ND	187.03	0.00	548.16
MW-91DD	735.19	10/18/2021	ND	182.15	0.00	553.04
MW-91DD	735.19	10/27/2021	ND	175.43	0.00	559.76
MW-91DD	735.19	11/01/2021	ND	171.59	0.00	563.60
MW-91DD	735.19	11/15/2021	ND	174.39	0.00	560.80
MW-91DD	735.19	11/22/2021	ND	169.57	0.00	565.62
MW-91DD	735.19	11/30/2021	ND	164.51	0.00	570.68
MW-91DD	735.19	12/06/2021	ND	159.75	0.00	575.44
MW-91DD	735.19	12/13/2021	ND	193.76	0.00	541.43
MW-91DD	735.19	12/20/2021	ND	194.06	0.00	541.13
MW-91DD	735.19	12/28/2021	ND	192.97	0.00	542.22
MW-91DD	735.19	01/04/2022	ND	192.16	0.00	543.03
MW-91DD	735.19	01/10/2022	ND	192.09	0.00	543.10
MW-91DD	735.19	01/27/2022	ND	190.22	0.00	544.97
MW-91DD	735.19	01/31/2022	ND	189.75	0.00	545.44
MW-91DD	735.19	02/09/2022	ND	192.35	0.00	542.84

Table 3
Summary of Monitoring Well Gauging Data

Colonial Pipeline Company
2020-L1-SR2448
Huntersville, North Carolina

Well ID	Top Of Casing Elevation[1]	Date	Depth to Free Product (ft btoc)	Depth to Groundwater (ft btoc)	Free Product Thickness (ft)	Groundwater Elevation[2] (ft btoc)
MW-91DD	735.19	02/14/2022	ND	191.78	0.00	543.41
MW-91DD	735.19	02/24/2022	ND	190.64	0.00	544.55
MW-91DD	735.19	02/28/2022	ND	190.23	0.00	544.96
MW-91DD	735.19	03/07/2022	ND	197.43	0.00	537.76
MW-91DD	735.19	03/14/2022	ND	196.64	0.00	538.55
MW-97D						
MW-97D	699.32	10/18/2021	ND	23.42	0.00	675.90
MW-97D	699.32	10/27/2021	ND	23.35	0.00	675.97
MW-97D	699.32	11/01/2021	ND	23.63	0.00	675.69
MW-97D	699.32	11/15/2021	ND	27.44	0.00	671.88
MW-97D	699.32	11/22/2021	ND	26.64	0.00	672.68
MW-97D	699.32	11/30/2021	ND	26.69	0.00	672.63
MW-97D	699.32	12/06/2021	ND	27.09	0.00	672.23
MW-97D	699.32	12/13/2021	ND	27.29	0.00	672.03
MW-97D	699.32	12/20/2021	ND	27.50	0.00	671.82
MW-97D	699.32	12/28/2021	ND	27.17	0.00	672.15
MW-97D	699.32	01/04/2022	ND	27.87	0.00	671.45
MW-97D	699.32	01/10/2022	ND	28.01	0.00	671.31
MW-97D	699.32	01/27/2022	ND	27.62	0.00	671.70
MW-97D	699.32	01/31/2022	ND	27.72	0.00	671.60
MW-97D	699.32	02/09/2022	ND	27.86	0.00	671.46
MW-97D	699.32	02/14/2022	ND	28.14	0.00	671.18
MW-97D	699.32	02/24/2022	ND	27.92	0.00	671.40
MW-97D	699.32	02/28/2022	ND	28.28	0.00	671.04
MW-97D	699.32	03/07/2022	ND	28.31	0.00	671.01
MW-97D	699.32	03/14/2022	ND	28.02	0.00	671.30

Notes:

ft btoc = Feet Below Top of Casing

N/A = Not Applicable

MW = Monitoring Well

ND = Not Detected

ARP = Active Recovery Pump in Well

NM = Not Measured

[1] = Elevations surveyed in feet using the NAVD88 vertical datum

[2] = Corrected Groundwater Elevation = (Top of Casing - Depth to Water) + (Free Product Thickness x 0.7324)

Table 4
Summary of Recovery Well Gauging Data

Colonial Pipeline Company
2020-L1-SR2448
Huntersville, North Carolina

Well ID	Top Of Casing Elevation[1]	Date	Depth to Free Product (ft btoc)	Depth to Groundwater (ft btoc)	Free Product Thickness (ft)	Groundwater Elevation[2] (ft btoc)
RW-01						
RW-01	733.43	09/01/2020	28.60	36.95	8.35	702.59
RW-01	733.43	09/03/2020	30.60	35.95	5.35	701.39
RW-01	733.43	09/05/2020	29.11	37.05	7.94	702.19
RW-01	733.43	09/08/2020	29.40	36.95	7.55	702.00
RW-01	733.43	09/09/2020	29.50	37.10	7.60	701.89
RW-01	733.43	09/12/2020	30.00	36.95	6.95	701.57
RW-01	733.43	09/14/2020	30.00	37.20	7.20	701.50
RW-01	733.43	09/18/2020	30.80	37.00	6.20	700.97
RW-01	733.43	09/28/2020	31.15	37.00	5.85	700.71
RW-01	733.43	10/02/2020	31.30	37.15	5.85	700.56
RW-01	733.43	10/07/2020	31.65	37.20	5.55	700.29
RW-01	733.43	10/19/2020	32.12	37.00	4.88	700.00
RW-01	733.43	11/09/2020	33.10	37.13	4.03	699.25
RW-01	733.43	11/23/2020	33.45	37.18	3.73	698.98
RW-01	733.43	12/26/2020	32.81	32.82	0.01	700.61
RW-01	733.43	02/01/2021	33.57	35.48	1.91	699.34
RW-01	732.08	03/04/2021	34.24	35.71	1.47	697.45
RW-01	732.08	04/01/2021	35.21	35.72	0.51	696.74
RW-01	732.08	04/29/2021	35.11	35.73	0.62	696.81
RW-01	732.08	05/26/2021	Dry	Dry	Dry	Dry
RW-01	732.08	05/31/2021	Dry	Dry	Dry	Dry
RW-01	732.08	06/09/2021	Dry	Dry	Dry	Dry
RW-01	732.08	07/01/2021	Dry	Dry	Dry	Dry
RW-01	732.08	07/14/2021	Dry	Dry	Dry	Dry
RW-01	732.08	07/28/2021	Dry	Dry	Dry	Dry
RW-01	732.08	08/26/2021	Dry	Dry	Dry	Dry
RW-01	732.08	09/16/2021	Dry	Dry	Dry	Dry
RW-01	732.08	09/23/2021	Dry	Dry	Dry	Dry
RW-01	732.08	10/27/2021	Dry	Dry	Dry	Dry
RW-01	732.08	11/30/2021	Dry	Dry	Dry	Dry
RW-01	732.08	12/28/2021	Dry	Dry	Dry	Dry
RW-01	732.08	01/27/2022	Dry	Dry	Dry	Dry
RW-01	732.08	02/24/2022	Dry	Dry	Dry	Dry
RW-02						
RW-02	731.66	09/01/2020	27.30	39.60	12.30	701.07
RW-02	731.66	09/05/2020	27.66	39.67	12.01	700.79
RW-02	731.66	09/08/2020	27.90	39.65	11.75	700.62
RW-02	731.66	09/09/2020	28.65	39.65	11.00	700.07
RW-02	731.66	09/12/2020	28.43	38.95	10.52	700.41
RW-02	731.66	09/14/2020	28.43	39.70	11.27	700.21
RW-02	731.66	09/18/2020	29.10	38.60	9.50	700.02
RW-02	731.66	09/28/2020	29.52	39.42	9.90	699.49
RW-02	731.66	10/02/2020	29.70	39.70	10.00	699.28

Table 4
Summary of Recovery Well Gauging Data

Colonial Pipeline Company
2020-L1-SR2448
Huntersville, North Carolina

Well ID	Top Of Casing Elevation[1]	Date	Depth to Free Product (ft btoc)	Depth to Groundwater (ft btoc)	Free Product Thickness (ft)	Groundwater Elevation[2] (ft btoc)
RW-02	731.66	10/07/2020	30.04	39.68	9.64	699.04
RW-02	731.66	10/19/2020	30.45	39.65	9.20	698.75
RW-02	731.66	11/09/2020	31.38	39.65	8.27	698.07
RW-02	731.66	11/23/2020	ND	31.80	0.00	699.86
RW-02	731.66	12/26/2020	ND	37.81	0.00	693.85
RW-02	731.66	02/01/2021	ND	33.39	0.00	698.27
RW-02	732.05	03/04/2021	33.97	38.32	4.35	696.92
RW-02	732.05	04/01/2021	34.79	36.17	1.38	696.89
RW-02	732.05	04/29/2021	34.82	35.40	0.58	697.07
RW-02	732.05	05/26/2021	35.57	36.50	0.93	696.23
RW-02	732.05	06/09/2021	36.00	36.92	0.92	695.80
RW-02	732.05	07/01/2021	36.53	37.13	0.60	695.36
RW-02	732.05	07/14/2021	36.98	37.73	0.75	694.86
RW-02	732.05	07/28/2021	37.23	38.06	0.83	694.60
RW-02	732.05	08/26/2021	37.65	38.83	1.18	694.09
RW-02	732.05	09/16/2021	ND	37.82	0.00	694.23
RW-02	732.05	09/23/2021	37.83	39.95	2.12	693.66
RW-02	732.05	10/27/2021	38.53	NW	NW	NW
RW-02	732.05	11/30/2021	Dry	Dry	Dry	Dry
RW-02	732.05	12/28/2021	39.78	39.96	0.18	692.22
RW-02	732.05	01/27/2022	Dry	Dry	Dry	Dry
RW-02	732.05	02/24/2022	Dry	Dry	Dry	Dry
RW-03						
RW-03	731.51	09/01/2020	34.15	37.55	3.40	696.45
RW-03	731.51	09/03/2020	37.20	37.26	0.06	694.30
RW-03	731.51	09/05/2020	35.50	37.44	1.94	695.49
RW-03	731.51	09/08/2020	34.80	35.95	1.15	696.40
RW-03	731.51	09/09/2020	33.95	38.80	4.85	696.26
RW-03	731.51	09/11/2020	34.92	36.60	1.68	696.14
RW-03	731.51	09/12/2020	34.85	36.35	1.50	696.26
RW-03	731.51	09/14/2020	33.91	36.97	3.06	696.78
RW-03	731.51	09/18/2020	34.20	37.10	2.90	696.54
RW-03	731.51	09/28/2020	33.85	37.55	3.70	696.67
RW-03	731.51	10/02/2020	34.72	38.17	3.45	695.87
RW-03	731.51	10/06/2020	33.55	38.80	5.25	696.56
RW-03	731.51	10/19/2020	33.00	38.89	5.89	696.94
RW-03	731.51	11/09/2020	33.31	38.84	5.53	696.72
RW-03	731.51	12/26/2020	31.85	36.45	4.60	698.43
RW-03	731.51	02/01/2021	31.66	36.52	4.86	698.55
RW-03	731.51	03/04/2021	32.01	36.53	4.52	698.29
RW-03	731.51	04/01/2021	ND	32.31	0.00	699.20
RW-03	731.51	04/29/2021	32.05	36.54	4.49	698.26
RW-03	731.51	05/26/2021	32.51	38.00	5.49	697.53
RW-03	731.51	06/09/2021	32.67	36.60	3.93	697.79

Table 4
Summary of Recovery Well Gauging Data

Colonial Pipeline Company
2020-L1-SR2448
Huntersville, North Carolina

Well ID	Top Of Casing Elevation[1]	Date	Depth to Free Product (ft btoc)	Depth to Groundwater (ft btoc)	Free Product Thickness (ft)	Groundwater Elevation[2] (ft btoc)
RW-03	731.51	07/01/2021	33.08	NW	>3.92	NW
RW-03	731.51	07/14/2021	33.31	36.51	3.20	697.35
RW-03	731.51	07/28/2021	33.75	NW	>3.20	NW
RW-03	731.51	08/26/2021	34.49	36.60	2.11	696.46
RW-03	731.51	09/16/2021	35.08	NW	>1.92	NW
RW-03	731.51	09/23/2021	35.37	36.59	1.22	695.82
RW-03	731.51	10/27/2021	36.48	NW	>1.93	NW
RW-03	731.51	11/30/2021	Dry	Dry	Dry	Dry
RW-03	731.51	12/28/2021	ND	36.66	0.00	694.85
RW-03	731.51	01/27/2022	Dry	Dry	Dry	Dry
RW-03	729.32	02/24/2022	Dry	Dry	Dry	Dry
RW-04						
RW-04	729.41	09/03/2020	*36.10*	*37.60*	1.50	692.91
RW-04	729.41	09/05/2020	*32.10*	*35.81*	3.71	696.32
RW-04	729.41	09/08/2020	*31.35*	*36.20*	4.85	696.76
RW-04	729.41	09/11/2020	*31.85*	*34.85*	3.00	696.76
RW-04	729.41	09/12/2020	*32.60*	*35.15*	2.55	696.13
RW-04	729.41	09/14/2020	*31.00*	*35.00*	4.00	697.34
RW-04	729.41	09/18/2020	30.60	33.80	3.20	697.95
RW-04	729.41	09/28/2020	28.00	36.70	8.70	699.08
RW-04	729.41	10/02/2020	27.93	37.00	9.07	699.05
RW-04	729.41	10/05/2020	28.20	36.95	8.75	698.87
RW-04	729.41	10/19/2020	28.60	37.00	8.40	698.56
RW-04	729.41	11/09/2020	30.16	36.18	6.02	697.64
RW-04	729.41	11/23/2020	30.00	36.54	6.54	697.66
RW-04	729.41	12/26/2020	38.25	47.20	8.95	688.76
RW-04	729.41	02/01/2021	30.99	33.05	2.06	697.87
RW-04	729.41	03/04/2021	32.28	35.51	3.23	696.26
RW-04	729.41	04/01/2021	ND	32.42	0.00	696.99
RW-04	729.41	04/29/2021	32.43	35.74	3.31	696.09
RW-04	729.41	05/26/2021	33.83	34.29	0.46	695.46
RW-04	729.41	06/09/2021	34.28	34.69	0.41	695.02
RW-04	729.41	07/01/2021	34.68	35.32	0.64	694.56
RW-04	729.41	07/14/2021	35.14	35.52	0.38	694.17
RW-04	729.41	07/28/2021	32.96	33.02	0.06	696.43
RW-04	729.41	08/26/2021	35.17	36.04	0.87	694.01
RW-04	729.41	09/16/2021	36.37	36.48	0.11	693.01
RW-04	729.41	09/23/2021	36.32	36.54	0.22	693.03
RW-04	729.41	10/27/2021	Dry	Dry	Dry	Dry
RW-04	729.41	11/30/2021	Dry	Dry	Dry	Dry
RW-04	729.41	12/28/2021	Dry	Dry	Dry	Dry
RW-04	729.41	01/27/2022	Dry	Dry	Dry	Dry
RW-04	729.41	02/24/2022	Dry	Dry	Dry	Dry

Table 4
Summary of Recovery Well Gauging Data

Colonial Pipeline Company
2020-L1-SR2448
Huntersville, North Carolina

Well ID	Top Of Casing Elevation[1]	Date	Depth to Free Product (ft btoc)	Depth to Groundwater (ft btoc)	Free Product Thickness (ft)	Groundwater Elevation[2] (ft btoc)
RW-05						
RW-05	726.29	09/01/2020	27.00	32.55	5.55	697.81
RW-05	726.29	09/03/2020	*31.65*	*36.65*	5.00	693.30
RW-05	726.29	09/05/2020	*26.75*	*33.31*	6.56	697.79
RW-05	726.29	09/08/2020	26.04	33.30	7.26	698.31
RW-05	726.29	09/11/2020	26.60	31.60	5.00	698.35
RW-05	726.29	09/12/2020	27.15	29.60	2.45	698.49
RW-05	726.29	09/14/2020	26.80	29.92	3.12	698.66
RW-05	726.29	09/18/2020	27.70	28.80	1.10	698.30
RW-05	726.29	09/28/2020	27.60	29.35	1.75	698.22
RW-05	726.29	10/02/2020	27.30	31.30	4.00	697.92
RW-05	726.29	10/05/2020	27.13	32.00	4.87	697.86
RW-05	726.29	10/19/2020	25.90	36.76	10.86	697.48
RW-05	726.29	11/09/2020	26.95	35.93	8.98	696.94
RW-05	726.29	11/23/2020	27.40	30.30	2.90	698.11
RW-05	726.29	12/26/2020	29.70	32.30	2.60	695.90
RW-05	726.29	02/01/2021	29.81	31.90	2.09	695.92
RW-05	726.29	03/04/2021	ND	30.03	0.00	696.26
RW-05	726.29	04/01/2021	ND	29.64	0.00	696.65
RW-05	726.29	04/29/2021	29.85	29.87	0.02	696.44
RW-05	726.29	05/26/2021	30.37	30.85	0.48	695.79
RW-05	726.29	06/09/2021	30.70	31.05	0.35	695.50
RW-05	726.29	07/01/2021	31.23	31.49	0.26	694.99
RW-05	726.29	07/14/2021	31.59	31.83	0.24	694.64
RW-05	726.29	07/28/2021	31.80	31.84	0.04	694.48
RW-05	726.29	08/26/2021	32.31	32.40	0.09	693.96
RW-05	726.29	09/16/2021	32.63	32.88	0.25	693.59
RW-05	726.29	09/23/2021	32.73	32.93	0.20	693.51
RW-05	726.29	10/27/2021	33.49	33.65	0.16	692.76
RW-05	726.29	11/30/2021	34.08	34.49	0.41	692.10
RW-05	726.29	12/28/2021	34.53	35.08	0.55	691.61
RW-05	726.29	01/27/2022	35.01	35.35	0.34	691.19
RW-05	726.29	02/24/2022	35.21	36.11	0.90	690.84
RW-06						
RW-06	734.78	09/01/2020	*37.65*	*43.85*	6.20	695.47
RW-06	734.78	09/03/2020	*44.70*	*45.10*	0.40	689.97
RW-06	734.78	09/05/2020	*38.33*	*43.73*	5.40	695.00
RW-06	734.78	09/08/2020	45.22	45.50	0.28	689.48
RW-06	734.78	09/09/2020	37.42	43.32	5.90	695.78
RW-06	734.78	09/11/2020	39.30	42.55	3.25	694.61
RW-06	734.78	09/12/2020	38.35	41.70	3.35	695.53
RW-06	734.78	09/14/2020	37.25	42.00	4.75	696.26
RW-06	734.78	09/18/2020	38.90	43.15	4.25	694.74
RW-06	734.78	09/28/2020	36.05	47.53	11.48	695.65

Table 4
Summary of Recovery Well Gauging Data

Colonial Pipeline Company
2020-L1-SR2448
Huntersville, North Carolina

Well ID	Top Of Casing Elevation[1]	Date	Depth to Free Product (ft btoc)	Depth to Groundwater (ft btoc)	Free Product Thickness (ft)	Groundwater Elevation[2] (ft btoc)
RW-06	734.78	10/02/2020	37.00	43.50	6.50	696.04
RW-06	734.78	10/05/2020	36.95	44.47	7.52	695.81
RW-06	734.78	10/19/2020	36.76	47.73	10.97	695.08
RW-06	734.78	11/09/2020	37.50	46.91	9.41	694.76
RW-06	734.78	11/23/2020	37.80	46.80	9.00	694.57
RW-06	734.78	12/26/2020	28.07	36.03	7.96	704.58
RW-06	734.78	02/01/2021	39.36	45.89	6.53	693.67
RW-06	734.78	03/04/2021	39.98	45.07	5.09	693.43
RW-06	734.78	04/01/2021	40.50	45.39	4.89	692.97
RW-06	734.78	04/29/2021	40.49	44.47	3.98	693.23
RW-06	734.78	05/26/2021	41.39	44.19	2.80	692.64
RW-06	734.78	06/09/2021	42.20	43.39	1.19	692.26
RW-06	734.78	07/01/2021	42.67	44.06	1.39	691.74
RW-06	734.78	07/14/2021	42.57	45.93	3.36	691.31
RW-06	734.78	07/28/2021	42.73	45.93	3.20	691.19
RW-06	734.78	08/26/2021	43.75	45.62	1.87	690.53
RW-06	734.78	09/16/2021	44.73	45.14	0.41	689.94
RW-06	734.78	09/23/2021	44.76	45.32	0.56	689.87
RW-06	734.78	10/27/2021	45.43	46.59	1.16	689.04
RW-06	734.78	11/30/2021	46.17	46.92	0.75	688.41
RW-06	734.78	12/28/2021	46.80	47.31	0.51	687.84
RW-06	734.78	01/27/2022	47.00	47.42	0.42	687.67
RW-06	734.78	02/24/2022	47.98	48.34	0.36	686.70
RW-07						
RW-07	726.92	09/05/2020	34.20	41.55	7.35	690.75
RW-07	726.92	09/08/2020	33.70	46.00	12.30	689.92
RW-07	726.92	09/09/2020	37.45	40.82	3.37	688.56
RW-07	726.92	09/10/2020	36.40	39.90	3.50	689.58
RW-07	726.92	09/12/2020	33.52	45.60	12.08	690.16
RW-07	726.92	09/14/2020	34.01	40.09	6.08	691.28
RW-07	726.92	09/18/2020	36.50	42.30	5.80	688.86
RW-07	726.92	09/28/2020	32.50	45.30	12.80	690.99
RW-07	726.92	10/02/2020	33.52	40.95	7.43	691.41
RW-07	726.92	10/06/2020	33.50	42.83	9.33	690.92
RW-07	726.92	10/19/2020	32.80	46.13	13.33	690.55
RW-07	726.92	11/09/2020	33.30	46.20	12.90	690.16
RW-07	726.92	11/23/2020	33.40	45.70	12.30	690.22
RW-07	726.92	10/21/2020	32.80	46.13	13.33	690.55
RW-07	726.92	12/26/2020	31.87	33.51	1.64	694.61
RW-07	726.92	02/01/2021	33.56	39.93	6.37	691.65
RW-07	726.92	03/04/2021	33.74	39.95	6.21	691.51
RW-07	726.92	04/01/2021	33.91	39.98	6.07	691.38
RW-07	726.92	04/29/2021	33.82	39.59	5.77	691.55
RW-07	726.92	05/26/2021	34.20	39.67	5.47	691.25

Table 4
Summary of Recovery Well Gauging Data

Colonial Pipeline Company
2020-L1-SR2448
Huntersville, North Carolina

Well ID	Top Of Casing Elevation[1]	Date	Depth to Free Product (ft btoc)	Depth to Groundwater (ft btoc)	Free Product Thickness (ft)	Groundwater Elevation[2] (ft btoc)
RW-07	726.92	06/09/2021	34.32	39.80	5.48	691.13
RW-07	726.92	07/01/2021	34.40	41.42	7.02	690.64
RW-07	726.92	07/14/2021	34.85	39.93	5.08	690.71
RW-07	726.92	07/28/2021	35.17	40.92	5.75	690.21
RW-07	726.92	08/26/2021	36.07	41.35	5.28	689.44
RW-07	726.92	09/16/2021	36.81	41.44	4.63	688.87
RW-07	726.92	09/23/2021	37.37	40.79	3.42	688.64
RW-07	726.92	10/27/2021	38.71	40.35	1.64	687.77
RW-07	726.92	11/30/2021	40.44	40.96	0.52	686.34
RW-07	726.92	12/28/2021	41.32	41.70	0.38	685.50
RW-07	726.92	01/27/2022	42.32	42.48	0.16	684.56
RW-07	726.92	02/24/2022	43.25	43.35	0.10	683.65
RW-08						
RW-08	730.40	09/06/2020	ND	38.36	0.00	692.04
RW-08	730.40	09/08/2020	ND	38.32	0.00	692.08
RW-08	730.40	09/14/2020	ND	31.89	0.00	698.51
RW-08	730.40	10/09/2020	ND	31.66	0.00	698.74
RW-08	730.40	10/19/2020	32.21	35.93	3.72	697.20
RW-08	730.40	11/09/2020	ND	33.42	0.00	696.98
RW-08	730.40	11/23/2020	33.56	35.98	2.42	696.20
RW-08	730.40	12/26/2020	ND	33.75	0.00	696.65
RW-08	730.40	01/19/2021	34.25	35.95	1.70	695.70
RW-08	730.40	01/25/2021	34.44	36.01	1.57	695.54
RW-08	730.40	02/01/2021	Dry	Dry	Dry	Dry
RW-08	730.40	02/08/2021	35.19	Dry	>0.92	Dry
RW-08	730.40	02/16/2021	35.44	36.01	0.57	694.81
RW-08	730.40	02/22/2021	ND	35.62	0.00	694.78
RW-08	730.40	03/04/2021	ND	35.88	0.00	694.52
RW-08	730.40	03/08/2021	ND	36.04	0.00	694.36
RW-08	730.40	03/15/2021	36.01	36.05	0.04	694.38
RW-08	730.40	04/01/2021	Dry	Dry	Dry	Dry
RW-08	730.40	04/12/2021	Dry	Dry	Dry	Dry
RW-08	730.40	04/19/2021	Dry	Dry	Dry	Dry
RW-08	730.40	04/29/2021	Dry	Dry	Dry	Dry
RW-08	730.40	05/03/2021	Dry	Dry	Dry	Dry
RW-08	730.40	05/10/2021	Dry	Dry	Dry	Dry
RW-08	730.40	05/18/2021	Dry	Dry	Dry	Dry
RW-08	730.40	05/26/2021	Dry	Dry	Dry	Dry
RW-08	730.40	05/31/2021	Dry	Dry	Dry	Dry
RW-08	730.40	06/09/2021	Dry	Dry	Dry	Dry
RW-08	730.40	06/14/2021	Dry	Dry	Dry	Dry
RW-08	730.40	06/21/2021	Dry	Dry	Dry	Dry
RW-08	730.40	07/01/2021	Dry	Dry	Dry	Dry
RW-08	730.40	07/06/2021	Dry	Dry	Dry	Dry

Table 4
Summary of Recovery Well Gauging Data

Colonial Pipeline Company
2020-L1-SR2448
Huntersville, North Carolina

Well ID	Top Of Casing Elevation[1]	Date	Depth to Free Product (ft btoc)	Depth to Groundwater (ft btoc)	Free Product Thickness (ft)	Groundwater Elevation[2] (ft btoc)
RW-08	730.40	07/14/2021	Dry	Dry	Dry	Dry
RW-08	730.40	07/28/2021	Dry	Dry	Dry	Dry
RW-08	730.40	08/16/2021	Dry	Dry	Dry	Dry
RW-08	730.40	08/26/2021	Dry	Dry	Dry	Dry
RW-08	730.40	08/30/2021	Dry	Dry	Dry	Dry
RW-08	730.40	09/16/2021	Dry	Dry	Dry	Dry
RW-08	730.40	09/23/2021	Dry	Dry	Dry	Dry
RW-08	730.40	10/06/2021	Dry	Dry	Dry	Dry
RW-08	730.40	10/12/2021	Dry	Dry	Dry	Dry
RW-08	730.40	10/27/2021	Dry	Dry	Dry	Dry
RW-08	730.40	11/01/2021	Dry	Dry	Dry	Dry
RW-08	730.40	11/15/2021	Dry	Dry	Dry	Dry
RW-08	730.40	11/22/2021	ND	34.14	0.00	696.26
RW-08	728.58	11/30/2021	Dry	Dry	Dry	Dry
RW-08	728.58	12/06/2021	Dry	Dry	Dry	Dry
RW-08	728.58	12/13/2021	Dry	Dry	Dry	Dry
RW-08	728.58	12/20/2021	Dry	Dry	Dry	Dry
RW-08	728.58	12/28/2021	Dry	Dry	Dry	Dry
RW-08	728.58	01/04/2022	Dry	Dry	Dry	Dry
RW-08	728.58	01/10/2022	Dry	Dry	Dry	Dry
RW-08	728.58	01/27/2022	Dry	Dry	Dry	Dry
RW-08	728.58	01/31/2022	Dry	Dry	Dry	Dry
RW-08	728.58	02/09/2022	Dry	Dry	Dry	Dry
RW-08	728.58	02/14/2022	Dry	Dry	Dry	Dry
RW-08	728.58	02/24/2022	Dry	Dry	Dry	Dry
RW-08	728.58	02/28/2022	Dry	Dry	Dry	Dry
RW-08	728.58	03/07/2022	Dry	Dry	Dry	Dry
RW-08	728.58	03/14/2022	Dry	Dry	Dry	Dry
RW-09						
RW-09	732.39	09/01/2020	29.95	39.55	9.60	699.87
RW-09	732.39	09/03/2020	37.55	37.85	0.30	694.76
RW-09	732.39	09/05/2020	29.88	41.42	11.54	699.42
RW-09	732.39	09/08/2020	30.50	38.05	7.55	699.87
RW-09	732.39	09/09/2020	30.20	40.10	9.90	699.54
RW-09	732.39	09/12/2020	31.07	39.46	8.39	699.07
RW-09	732.39	09/14/2020	30.15	37.85	7.70	700.18
RW-09	732.39	09/18/2020	31.30	37.50	6.20	699.43
RW-09	732.39	09/28/2020	37.70	38.53	0.83	694.46
RW-09	732.39	10/02/2020	30.10	42.80	12.70	698.89
RW-09	732.39	10/07/2020	31.10	40.20	9.10	698.85
RW-09	732.39	10/19/2020	31.13	42.88	11.75	698.11
RW-09	732.39	11/09/2020	32.05	42.90	10.85	697.43
RW-09	732.39	11/23/2020	32.31	42.93	10.62	697.24
RW-09	732.39	12/26/2020	31.02	39.58	8.56	699.08

Table 4
Summary of Recovery Well Gauging Data

Colonial Pipeline Company
2020-L1-SR2448
Huntersville, North Carolina

Well ID	Top Of Casing Elevation[1]	Date	Depth to Free Product (ft btoc)	Depth to Groundwater (ft btoc)	Free Product Thickness (ft)	Groundwater Elevation[2] (ft btoc)
RW-09	732.39	02/01/2021	31.21	37.90	6.69	699.39
RW-09	730.09	03/04/2021	31.61	36.26	4.65	697.24
RW-09	730.09	04/01/2021	32.33	34.98	2.65	697.05
RW-09	730.09	04/29/2021	32.09	34.78	2.69	697.28
RW-09	730.09	05/26/2021	32.77	35.35	2.58	696.63
RW-09	730.09	06/09/2021	33.29	34.77	1.48	696.40
RW-09	730.09	07/01/2021	33.78	36.00	2.22	695.72
RW-09	730.09	07/14/2021	33.94	36.63	2.69	695.43
RW-09	730.09	07/28/2021	34.29	36.55	2.26	695.20
RW-09	730.09	08/26/2021	34.87	37.13	2.26	694.62
RW-09	730.09	09/16/2021	35.69	39.89	4.20	693.28
RW-09	730.09	09/23/2021	36.05	36.58	0.53	693.90
RW-09	730.09	10/27/2021	36.98	37.34	0.36	693.01
RW-09	730.09	11/30/2021	34.42	38.53	4.11	694.57
RW-09	730.09	12/28/2021	37.92	39.31	1.39	691.80
RW-09	730.09	01/27/2022	38.03	40.52	2.49	691.39
RW-09	730.09	02/24/2022	38.25	40.55	2.30	691.22
RW-10						
RW-10	734.38	09/01/2020	19.95	33.10	13.15	710.91
RW-10	734.38	09/03/2020	25.85	33.40	7.55	706.51
RW-10	734.38	09/05/2020	29.20	33.60	4.40	704.00
RW-10	734.38	09/08/2020	29.60	34.00	4.40	703.60
RW-10	734.38	09/09/2020	29.85	34.53	4.68	703.28
RW-10	734.38	09/12/2020	30.50	33.50	3.00	703.08
RW-10	734.38	09/14/2020	30.20	33.40	3.20	703.32
RW-10	734.38	09/18/2020	31.60	33.40	1.80	702.30
RW-10	734.38	09/28/2020	31.45	33.00	1.55	702.51
RW-10	734.38	10/02/2020	31.73	33.43	1.70	702.19
RW-10	734.38	10/07/2020	32.10	33.40	1.30	701.93
RW-10	734.38	10/19/2020	32.72	33.31	0.59	701.50
RW-10	734.38	10/21/2020	32.72	33.31	0.59	701.50
RW-10	734.38	11/09/2020	ND	33.20	0.00	701.18
RW-10	734.38	11/23/2020	33.21	33.60	0.39	701.06
RW-10	734.38	12/26/2020	ND	30.56	0.00	703.82
RW-10	734.38	02/01/2021	ND	30.57	0.00	703.81
RW-10	731.87	03/04/2021	ND	30.57	0.00	701.30
RW-10	731.87	04/01/2021	ND	30.57	0.00	701.30
RW-10	731.87	04/29/2021	ND	30.80	0.00	701.07
RW-10	731.87	05/26/2021	Dry	Dry	Dry	Dry
RW-10	731.87	05/31/2021	Dry	Dry	Dry	Dry
RW-10	731.87	06/09/2021	Dry	Dry	Dry	Dry
RW-10	731.87	07/01/2021	Dry	Dry	Dry	Dry
RW-10	731.87	07/14/2021	Dry	Dry	Dry	Dry
RW-10	731.87	07/28/2021	ND	30.93	0.00	700.94

Table 4
Summary of Recovery Well Gauging Data

Colonial Pipeline Company
2020-L1-SR2448
Huntersville, North Carolina

Well ID	Top Of Casing Elevation[1]	Date	Depth to Free Product (ft btoc)	Depth to Groundwater (ft btoc)	Free Product Thickness (ft)	Groundwater Elevation[2] (ft btoc)
RW-10	731.87	08/26/2021	ND	30.81	0.00	701.06
RW-10	731.87	09/16/2021	ND	30.76	0.00	701.11
RW-10	731.87	09/23/2021	ND	30.68	0.00	701.19
RW-10	731.87	10/27/2021	ND	30.82	0.00	701.05
RW-10	731.87	11/30/2021	Dry	Dry	Dry	Dry
RW-10	731.87	12/28/2021	ND	30.77	0.00	701.10
RW-10	731.87	01/27/2022	ND	30.60	0.00	701.27
RW-10	731.87	02/24/2022	Dry	Dry	Dry	Dry
RW-11						
RW-11	725.94	09/06/2020	32.23	34.39	2.16	693.13
RW-11	725.94	09/08/2020	31.60	32.80	1.20	694.02
RW-11	725.94	09/14/2020	28.85	31.62	2.77	696.35
RW-11	725.94	09/18/2020	ND	34.00	0.00	691.94
RW-11	725.94	09/28/2020	29.90	31.90	2.00	695.50
RW-11	725.94	10/02/2020	32.30	32.60	0.30	693.56
RW-11	725.94	10/05/2020	27.70	34.10	6.40	696.53
RW-11	725.94	10/19/2020	27.70	31.27	3.57	697.28
RW-11	725.94	11/09/2020	28.33	31.14	2.81	696.86
RW-11	725.94	11/23/2020	28.61	29.80	1.19	697.01
RW-11	725.94	10/21/2020	27.70	31.27	3.57	697.28
RW-11	725.94	12/26/2020	29.05	32.58	3.53	695.94
RW-11	725.94	02/01/2021	29.16	32.30	3.14	695.94
RW-11	725.94	03/04/2021	29.31	31.97	2.66	695.92
RW-11	725.94	04/01/2021	ND	29.30	0.00	696.64
RW-11	725.94	04/29/2021	29.10	35.46	6.36	695.14
RW-11	725.94	05/26/2021	30.41	32.23	1.82	695.04
RW-11	725.94	06/09/2021	30.57	31.25	0.68	695.19
RW-11	725.94	07/01/2021	30.88	31.55	0.67	694.88
RW-11	725.94	07/14/2021	31.51	32.36	0.85	694.20
RW-11	725.94	07/28/2021	29.29	29.33	0.04	696.64
RW-11	725.94	08/26/2021	32.72	33.23	0.51	693.08
RW-11	725.94	09/16/2021	33.32	34.03	0.71	692.43
RW-11	725.94	09/23/2021	33.30	34.09	0.79	692.43
RW-11	725.94	10/27/2021	33.87	34.54	0.67	691.89
RW-11	725.94	11/30/2021	34.24	34.97	0.73	691.50
RW-11	725.94	12/28/2021	34.55	35.40	0.85	691.16
RW-11	725.94	01/27/2022	31.18	31.28	0.10	694.73
RW-11	725.94	02/24/2022	ND	34.46	0.00	691.48
RW-12						
RW-12	726.61	09/05/2020	31.45	33.82	2.37	694.53
RW-12	726.61	09/06/2020	34.95	35.14	0.19	691.61
RW-12	726.61	09/08/2020	34.20	36.10	1.90	691.90
RW-12	726.61	09/09/2020	34.24	36.65	2.41	691.73
RW-12	726.61	09/10/2020	34.70	35.83	1.13	691.61

Table 4
Summary of Recovery Well Gauging Data

Colonial Pipeline Company
2020-L1-SR2448
Huntersville, North Carolina

Well ID	Top Of Casing Elevation[1]	Date	Depth to Free Product (ft btoc)	Depth to Groundwater (ft btoc)	Free Product Thickness (ft)	Groundwater Elevation[2] (ft btoc)
RW-12	726.61	09/12/2020	32.89	34.35	1.46	693.33
RW-12	726.61	09/14/2020	31.81	36.18	4.37	693.63
RW-12	726.61	09/18/2020	32.35	34.60	2.25	693.66
RW-12	726.61	09/28/2020	29.43	36.91	7.48	695.18
RW-12	726.61	10/02/2020	31.10	36.40	5.30	694.09
RW-12	726.61	10/06/2020	29.78	37.75	7.97	694.70
RW-12	726.61	10/19/2020	30.35	37.04	6.69	694.47
RW-12	726.61	11/09/2020	31.21	37.08	5.87	693.83
RW-12	726.61	11/23/2020	31.53	37.08	5.55	693.60
RW-12	726.61	12/26/2020	31.00	35.51	4.51	694.40
RW-12	726.61	02/01/2021	32.01	35.51	3.50	693.66
RW-12	726.61	03/04/2021	32.52	35.51	2.99	693.29
RW-12	726.61	04/01/2021	32.79	35.48	2.69	693.10
RW-12	726.61	04/29/2021	32.77	35.46	2.69	693.12
RW-12	726.61	05/26/2021	33.34	35.48	2.14	692.70
RW-12	726.61	06/09/2021	33.63	35.54	1.91	692.47
RW-12	726.61	07/01/2021	34.08	35.48	1.40	692.16
RW-12	726.61	07/14/2021	34.37	35.41	1.04	691.96
RW-12	726.61	07/28/2021	34.84	35.45	0.61	691.61
RW-12	726.61	08/26/2021	35.48	35.53	0.05	691.12
RW-12	726.61	09/16/2021	Dry	Dry	Dry	Dry
RW-12	726.61	09/23/2021	Dry	Dry	Dry	Dry
RW-12	726.61	10/27/2021	Dry	Dry	Dry	Dry
RW-12	726.61	11/30/2021	Dry	Dry	Dry	Dry
RW-12	726.61	12/28/2021	35.50	35.56	0.06	691.09
RW-12	726.61	01/27/2022	Dry	Dry	Dry	Dry
RW-12	726.61	02/24/2022	ND	35.63	0.00	690.98
RW-13						
RW-13	732.30	09/05/2020	ND	24.90	0.00	707.40
RW-13	732.30	09/06/2020	ND	26.54	0.00	705.76
RW-13	732.30	09/08/2020	ND	27.05	0.00	705.25
RW-13	732.30	09/14/2020	ND	27.93	0.00	704.37
RW-13	732.30	10/09/2020	ND	28.34	0.00	703.96
RW-13	732.30	10/19/2020	33.87	34.11	0.24	698.36
RW-13	732.30	11/09/2020	ND	31.09	0.00	701.21
RW-13	732.30	11/23/2020	31.10	31.23	0.13	701.16
RW-13	732.30	12/26/2020	ND	31.85	0.00	700.45
RW-13	732.30	01/25/2021	32.53	32.79	0.26	699.70
RW-13	732.30	02/01/2021	32.67	32.92	0.25	699.56
RW-13	732.30	02/08/2021	32.82	33.09	0.27	699.41
RW-13	732.30	02/16/2021	32.86	33.18	0.32	699.35
RW-13	732.30	03/04/2021	33.10	33.39	0.29	699.12
RW-13	732.30	04/01/2021	33.13	33.42	0.29	699.09
RW-13	732.30	04/12/2021	33.22	33.53	0.31	699.00

Table 4
Summary of Recovery Well Gauging Data

Colonial Pipeline Company
2020-L1-SR2448
Huntersville, North Carolina

Well ID	Top Of Casing Elevation[1]	Date	Depth to Free Product (ft btoc)	Depth to Groundwater (ft btoc)	Free Product Thickness (ft)	Groundwater Elevation[2] (ft btoc)
RW-13	732.30	04/19/2021	ND	33.13	0.00	699.17
RW-13	732.30	04/29/2021	33.08	33.36	0.28	699.15
RW-13	732.30	05/03/2021	35.07	35.33	0.26	697.16
RW-13	732.30	05/10/2021	33.06	33.35	0.29	699.16
RW-13	732.30	05/18/2021	33.19	33.46	0.27	699.04
RW-13	732.30	05/26/2021	33.76	34.10	0.34	698.45
RW-13	732.30	05/31/2021	ND	33.96	0.00	698.34
RW-13	732.30	06/07/2021	ND	34.04	0.00	698.26
RW-13	732.30	06/14/2021	ND	34.04	0.00	698.26
RW-13	732.30	06/21/2021	31.11	31.43	0.32	701.10
RW-13	732.30	07/01/2021	31.49	31.83	0.34	700.72
RW-13	732.30	07/06/2021	31.68	32.04	0.36	700.52
RW-13	732.30	07/14/2021	32.16	32.53	0.37	700.04
RW-13	732.30	07/28/2021	29.62	29.65	0.03	702.67
RW-13	732.30	08/16/2021	31.42	32.79	1.37	700.51
RW-13	732.30	08/26/2021	32.70	33.14	0.44	699.48
RW-13	732.30	08/30/2021	32.77	33.19	0.42	699.42
RW-13	732.30	09/16/2021	33.92	34.21	0.29	698.30
RW-13	732.30	09/23/2021	33.91	33.92	0.01	698.39
RW-13	732.30	10/27/2021	34.13	34.34	0.21	698.11
RW-13	730.51	11/30/2021	34.25	34.41	0.16	696.22
RW-13	730.51	12/28/2021	34.32	34.55	0.23	696.13
RW-13	730.51	01/27/2022	34.46	34.86	0.40	695.94
RW-13	730.51	02/24/2022	ND	34.60	0.00	695.91
RW-14						
RW-14	732.14	09/06/2020	27.12	39.68	12.56	701.65
RW-14	732.14	09/08/2020	27.15	36.25	9.10	702.55
RW-14	732.14	09/10/2020	27.95	35.05	7.10	702.29
RW-14	732.14	09/12/2020	27.40	38.95	11.55	701.65
RW-14	732.14	09/14/2020	27.68	39.15	11.47	701.39
RW-14	732.14	09/18/2020	29.15	39.20	10.05	700.30
RW-14	732.14	09/28/2020	29.30	39.93	10.63	699.99
RW-14	732.14	10/02/2020	29.63	39.95	10.32	699.74
RW-14	732.14	10/06/2020	29.90	40.00	10.10	699.53
RW-14	732.14	10/19/2020	30.60	39.94	9.34	699.04
RW-14	732.14	11/09/2020	31.69	40.10	8.41	698.20
RW-14	732.14	11/23/2020	32.09	40.05	7.96	697.92
RW-14	732.14	12/26/2020	33.11	38.57	5.46	697.56
RW-14	732.14	02/01/2021	33.65	37.77	4.12	697.38
RW-14	732.14	03/04/2021	33.92	37.62	3.70	697.23
RW-14	732.14	04/01/2021	34.07	38.02	3.95	697.01
RW-14	732.14	04/29/2021	33.80	37.56	3.76	697.33
RW-14	732.14	05/26/2021	34.06	37.04	2.98	697.28
RW-14	732.14	06/09/2021	34.29	36.91	2.62	697.14

Table 4
Summary of Recovery Well Gauging Data

Colonial Pipeline Company
2020-L1-SR2448
Huntersville, North Carolina

Well ID	Top Of Casing Elevation[1]	Date	Depth to Free Product (ft btoc)	Depth to Groundwater (ft btoc)	Free Product Thickness (ft)	Groundwater Elevation[2] (ft btoc)
RW-14	732.14	07/01/2021	34.58	36.75	2.17	696.98
RW-14	732.14	07/14/2021	34.86	36.84	1.98	696.75
RW-14	732.14	07/28/2021	35.33	36.67	1.34	696.45
RW-14	732.14	08/26/2021	36.04	37.48	1.44	695.71
RW-14	732.14	09/16/2021	36.94	37.53	0.59	695.04
RW-14	732.14	09/23/2021	37.27	37.91	0.64	694.69
RW-14	732.14	10/27/2021	37.89	39.81	1.92	693.73
RW-14	732.14	11/30/2021	Dry	Dry	Dry	Dry
RW-14	732.14	12/28/2021	ND	39.16	0.00	692.98
RW-14	732.14	01/27/2022	Dry	Dry	Dry	Dry
RW-14	728.84	02/24/2022	ND	36.73	0.00	692.11
RW-15						
RW-15	723.99	09/06/2020	34.07	34.10	0.03	689.91
RW-15	723.99	09/08/2020	34.15	34.17	0.02	689.83
RW-15	723.99	09/14/2020	34.25	34.29	0.04	689.73
RW-15	723.99	09/28/2020	34.62	34.68	0.06	689.35
RW-15	723.99	10/09/2020	ND	34.98	0.00	689.01
RW-15	723.99	10/19/2020	35.02	35.12	0.10	688.94
RW-15	723.99	11/09/2020	35.09	35.29	0.20	688.85
RW-15	723.99	11/09/2020	34.94	35.03	0.09	689.03
RW-15	723.99	11/23/2020	ND	45.23	0.00	678.76
RW-15	723.99	12/26/2020	35.01	35.25	0.24	688.92
RW-15	723.99	01/19/2021	34.99	35.35	0.36	688.90
RW-15	723.99	01/25/2021	34.84	35.21	0.37	689.05
RW-15	723.99	02/01/2021	34.73	35.11	0.38	689.16
RW-15	723.99	02/08/2021	35.15	35.60	0.45	688.72
RW-15	723.99	02/16/2021	34.78	35.21	0.43	689.09
RW-15	723.99	02/22/2021	34.60	35.50	0.90	689.15
RW-15	723.99	03/04/2021	34.45	34.90	0.45	689.42
RW-15	723.99	03/08/2021	34.63	35.13	0.50	689.23
RW-15	723.99	03/15/2021	34.49	34.98	0.49	689.37
RW-15	723.99	03/22/2021	34.36	34.82	0.46	689.51
RW-15	723.99	04/01/2021	34.16	34.59	0.43	689.71
RW-15	723.99	04/12/2021	34.09	34.50	0.41	689.79
RW-15	723.99	04/19/2021	34.02	34.43	0.41	689.86
RW-15	723.99	04/29/2021	33.96	34.36	0.40	689.92
RW-15	723.99	05/03/2021	34.07	34.51	0.44	689.80
RW-15	723.99	05/10/2021	34.12	34.55	0.43	689.75
RW-15	723.99	05/18/2021	34.18	34.65	0.47	689.68
RW-15	723.99	05/26/2021	34.10	34.55	0.45	689.77
RW-15	723.99	05/31/2021	34.38	34.88	0.50	689.48
RW-15	723.99	06/07/2021	34.45	34.96	0.51	689.40
RW-15	723.99	06/14/2021	34.48	35.01	0.53	689.37
RW-15	723.99	06/21/2021	34.64	35.18	0.54	689.21

Table 4
Summary of Recovery Well Gauging Data

Colonial Pipeline Company
2020-L1-SR2448
Huntersville, North Carolina

Well ID	Top Of Casing Elevation[1]	Date	Depth to Free Product (ft btoc)	Depth to Groundwater (ft btoc)	Free Product Thickness (ft)	Groundwater Elevation[2] (ft btoc)
RW-15	723.99	07/01/2021	34.76	35.34	0.58	689.07
RW-15	723.99	07/06/2021	35.00	35.59	0.59	688.83
RW-15	723.99	07/14/2021	32.90	33.50	0.60	690.93
RW-15	723.99	07/28/2021	33.52	33.85	0.33	690.38
RW-15	723.99	08/26/2021	34.59	35.10	0.51	689.26
RW-15	723.99	09/16/2021	35.35	35.93	0.58	688.48
RW-15	723.99	09/23/2021	35.57	36.03	0.46	688.30
RW-15	723.99	10/27/2021	36.66	37.10	0.44	687.21
RW-15	723.99	11/30/2021	37.66	38.42	0.76	686.13
RW-15	723.99	12/28/2021	38.58	39.34	0.76	685.21
RW-15	723.99	01/27/2022	39.90	40.77	0.87	683.86
RW-15	723.99	02/24/2022	40.29	NW	6.69	677.01
RW-16						
RW-16	732.10	09/05/2020	30.80	37.71	6.91	699.45
RW-16	732.10	09/06/2020	30.14	36.39	6.25	700.28
RW-16	732.10	09/08/2020	30.60	35.70	5.10	700.13
RW-16	732.10	09/09/2020	29.80	39.92	10.12	699.59
RW-16	732.10	09/10/2020	35.95	39.70	3.75	695.14
RW-16	732.10	09/12/2020	34.65	38.60	3.95	696.39
RW-16	732.10	09/14/2020	30.85	36.70	5.85	699.68
RW-16	732.10	09/18/2020	32.15	36.30	4.15	698.83
RW-16	732.10	09/28/2020	31.55	37.40	5.85	698.98
RW-16	732.10	10/02/2020	31.47	37.82	6.35	698.93
RW-16	732.10	10/06/2020	30.90	40.50	9.60	698.63
RW-16	732.10	10/19/2020	31.00	43.12	12.12	697.85
RW-16	732.10	11/09/2020	32.05	42.12	10.07	697.35
RW-16	732.10	11/23/2020	32.43	42.34	9.91	697.01
RW-16	732.10	12/26/2020	31.37	39.10	7.73	698.66
RW-16	732.10	02/01/2021	31.84	38.08	6.24	698.59
RW-16	732.10	03/04/2021	32.49	36.72	4.23	698.47
RW-16	732.10	04/01/2021	33.10	35.82	2.72	698.27
RW-16	732.10	04/29/2021	32.56	35.85	3.29	698.65
RW-16	732.10	05/26/2021	33.32	34.98	1.66	698.33
RW-16	732.10	06/09/2021	33.51	35.02	1.51	698.18
RW-16	732.10	07/01/2021	33.70	35.49	1.79	697.92
RW-16	732.10	07/14/2021	34.26	34.98	0.72	697.64
RW-16	732.10	07/28/2021	34.58	35.79	1.21	697.19
RW-16	732.10	08/26/2021	35.45	36.38	0.93	696.40
RW-16	732.10	09/16/2021	36.29	37.54	1.25	695.47
RW-16	732.10	09/23/2021	36.79	37.41	0.62	695.14
RW-16	732.10	10/27/2021	37.82	38.29	0.47	694.15
RW-16	732.10	11/30/2021	39.75	39.91	0.16	692.30
RW-16	732.10	12/28/2021	39.01	39.07	0.06	693.07

Table 4
Summary of Recovery Well Gauging Data

Colonial Pipeline Company
2020-L1-SR2448
Huntersville, North Carolina

Well ID	Top Of Casing Elevation[1]	Date	Depth to Free Product (ft btoc)	Depth to Groundwater (ft btoc)	Free Product Thickness (ft)	Groundwater Elevation[2] (ft btoc)
RW-16	732.10	01/27/2022	39.50	39.54	0.04	692.58
RW-16	732.10	02/24/2022	40.14	40.16	0.02	691.95
RW-17						
RW-17	729.57	09/06/2020	ND	19.94	0.00	709.63
RW-17	729.57	09/08/2020	ND	20.05	0.00	709.52
RW-17	729.57	09/14/2020	ND	20.05	0.00	709.52
RW-17	729.57	09/28/2020	ND	20.04	0.00	709.53
RW-17	729.57	10/09/2020	ND	20.06	0.00	709.51
RW-17	729.57	10/19/2020	ND	20.06	0.00	709.51
RW-17	729.57	11/09/2020	ND	20.09	0.00	709.48
RW-17	729.57	11/23/2020	ND	20.09	0.00	709.48
RW-17	729.57	12/26/2020	ND	20.11	0.00	709.46
RW-17	729.57	01/25/2021	ND	20.08	0.00	709.49
RW-17	729.57	02/01/2021	ND	Dry	Dry	Dry
RW-17	729.57	02/08/2021	ND	20.08	0.00	709.49
RW-17	729.57	02/16/2021	ND	20.08	0.00	709.49
RW-17	729.57	02/22/2021	Dry	Dry	Dry	Dry
RW-17	729.57	03/04/2021	Dry	Dry	Dry	Dry
RW-17	729.57	03/08/2021	ND	21.08	0.00	708.49
RW-17	729.57	03/15/2021	ND	20.11	0.00	709.46
RW-17	729.57	03/22/2021	ND	20.08	0.00	709.49
RW-17	729.57	04/01/2021	ND	20.08	0.00	709.49
RW-17	729.57	04/12/2021	ND	20.11	0.00	709.46
RW-17	729.57	04/19/2021	Dry	Dry	Dry	Dry
RW-17	729.57	04/29/2021	Dry	Dry	Dry	Dry
RW-17	729.57	05/03/2021	Dry	Dry	Dry	Dry
RW-17	729.57	05/10/2021	Dry	Dry	Dry	Dry
RW-17	729.57	05/18/2021	17.74	17.76	0.02	711.82
RW-17	729.57	05/26/2021	ND	18.58	0.00	710.99
RW-17	729.57	06/07/2021	ND	18.72	0.00	710.85
RW-17	729.57	07/01/2021	Dry	Dry	Dry	Dry
RW-17	729.57	07/06/2021	Dry	Dry	Dry	Dry
RW-17	729.57	07/14/2021	Dry	Dry	Dry	Dry
RW-17	729.57	07/28/2021	18.58	18.58	0.00	710.99
RW-17	729.57	08/16/2021	ND	18.72	0.00	710.85
RW-17	729.57	08/26/2021	Dry	Dry	Dry	Dry
RW-17	729.57	08/30/2021	17.98	18.02	0.04	711.58
RW-17	729.57	09/16/2021	Dry	Dry	Dry	Dry
RW-17	729.57	09/23/2021	ND	18.75	0.00	710.82
RW-17	729.57	10/06/2021	ND	17.85	0.00	711.72
RW-17	729.57	10/27/2021	ND	18.73	0.00	710.84
RW-17	729.57	11/01/2021	Dry	Dry	Dry	Dry
RW-17	729.57	11/15/2021	17.74	18.66	0.92	711.58
RW-17	729.57	11/22/2021	ND	17.95	0.00	711.62

Table 4
Summary of Recovery Well Gauging Data

Colonial Pipeline Company
2020-L1-SR2448
Huntersville, North Carolina

Well ID	Top Of Casing Elevation[1]	Date	Depth to Free Product (ft btoc)	Depth to Groundwater (ft btoc)	Free Product Thickness (ft)	Groundwater Elevation[2] (ft btoc)
RW-17	729.57	11/30/2021	Dry	Dry	Dry	Dry
RW-17	729.57	12/06/2021	ND	17.77	0.00	711.80
RW-17	729.57	12/13/2021	17.60	18.71	1.11	711.67
RW-17	729.57	12/20/2021	17.65	18.75	1.10	711.63
RW-17	729.57	12/28/2021	18.55	18.72	0.17	710.97
RW-17	729.57	01/04/2022	17.82	18.31	0.49	711.62
RW-17	729.57	01/10/2022	17.79	18.56	0.77	711.57
RW-17	729.57	01/27/2022	ND	18.72	0.00	710.85
RW-17	729.57	01/31/2022	17.75	18.00	0.25	711.75
RW-17	729.57	02/09/2022	17.15	17.43	0.28	712.35
RW-17	729.57	02/14/2022	ND	17.68	0.00	711.89
RW-17	729.57	02/24/2022	ND	18.71	0.00	710.86
RW-17	729.57	02/28/2022	ND	17.28	0.00	712.29
RW-17	729.57	03/07/2022	17.36	17.50	0.14	712.17
RW-17	729.57	03/14/2022	17.63	17.73	0.10	711.91
RW-18						
RW-18	737.66	09/08/2020	36.15	40.20	4.05	700.42
RW-18	737.66	09/09/2020	36.40	41.35	4.95	699.93
RW-18	737.66	09/12/2020	36.50	40.00	3.50	700.22
RW-18	737.66	09/14/2020	34.95	42.00	7.05	700.82
RW-18	737.66	09/18/2020	36.55	42.00	5.45	699.65
RW-18	737.66	09/28/2020	35.42	45.45	10.03	699.55
RW-18	737.66	10/02/2020	35.20	47.65	12.45	699.12
RW-18	737.66	10/07/2020	35.70	47.48	11.78	698.80
RW-18	737.66	10/19/2020	36.54	47.75	11.21	698.12
RW-18	737.66	11/09/2020	37.73	47.71	9.98	697.26
RW-18	737.66	11/23/2020	37.86	47.57	9.71	697.20
RW-18	737.66	12/26/2020	36.91	45.38	8.47	698.48
RW-18	737.66	02/01/2021	38.19	43.31	5.12	698.10
RW-18	737.66	03/04/2021	38.30	42.78	4.48	698.16
RW-18	735.96	04/01/2021	39.05	41.76	2.71	696.18
RW-18	735.96	04/29/2021	39.67	40.76	1.09	696.00
RW-18	735.96	05/26/2021	39.51	41.28	1.77	695.98
RW-18	735.96	06/09/2021	39.68	41.45	1.77	695.81
RW-18	735.96	07/01/2021	39.60	42.39	2.79	695.61
RW-18	735.96	07/14/2021	40.08	41.97	1.89	695.37
RW-18	735.96	07/28/2021	40.32	42.42	2.10	695.08
RW-18	735.96	08/26/2021	ND	40.98	0.00	694.98
RW-18	735.96	09/16/2021	41.36	43.25	1.89	694.09
RW-18	735.96	09/23/2021	41.56	43.17	1.61	693.97
RW-18	735.96	10/27/2021	42.26	43.52	1.26	693.36
RW-18	735.96	11/30/2021	43.15	43.61	0.46	692.69
RW-18	735.96	12/28/2021	43.54	44.08	0.54	692.28

Table 4
Summary of Recovery Well Gauging Data

Colonial Pipeline Company
2020-L1-SR2448
Huntersville, North Carolina

Well ID	Top Of Casing Elevation[1]	Date	Depth to Free Product (ft btoc)	Depth to Groundwater (ft btoc)	Free Product Thickness (ft)	Groundwater Elevation[2] (ft btoc)
RW-18	735.96	01/27/2022	ND	43.82	0.00	692.14
RW-18	735.96	02/24/2022	44.13	44.95	0.82	691.61
RW-19						
RW-19	722.02	09/08/2020	ND	32.80	0.00	689.22
RW-19	722.02	09/14/2020	ND	32.74	0.00	689.28
RW-19	722.02	09/28/2020	ND	32.92	0.00	689.10
RW-19	722.02	10/09/2020	ND	33.23	0.00	688.79
RW-19	722.02	10/19/2020	ND	33.28	0.00	688.74
RW-19	722.02	11/09/2020	33.28	33.30	0.02	688.73
RW-19	722.02	11/09/2020	33.06	33.16	0.10	688.93
RW-19	722.02	11/23/2020	ND	33.22	0.00	688.80
RW-19	722.02	12/26/2020	33.09	33.29	0.20	688.88
RW-19	722.02	01/19/2021	33.07	33.57	0.50	688.82
RW-19	722.02	01/25/2021	32.94	33.48	0.54	688.94
RW-19	722.02	02/01/2021	32.89	33.42	0.53	688.99
RW-19	722.02	02/08/2021	33.18	33.93	0.75	688.64
RW-19	722.02	02/16/2021	32.82	33.64	0.82	688.98
RW-19	722.02	02/22/2021	32.67	33.51	0.84	689.13
RW-19	722.02	03/04/2021	32.44	33.59	1.15	689.27
RW-19	722.02	03/08/2021	32.57	33.93	1.36	689.09
RW-19	722.02	03/15/2021	32.37	33.92	1.55	689.24
RW-19	722.02	03/22/2021	32.2	33.89	1.69	689.37
RW-19	722.02	04/01/2021	31.89	33.89	2.00	689.59
RW-19	722.02	04/12/2021	32.7	34	1.30	688.97
RW-19	722.02	04/19/2021	31.59	34.1	2.51	689.76
RW-19	722.02	04/29/2021	31.48	34.21	2.73	689.81
RW-19	722.02	05/03/2021	31.5	34.41	2.91	689.74
RW-19	722.02	05/10/2021	31.55	34.63	3.08	689.65
RW-19	722.02	05/18/2021	31.53	34.9	3.37	689.59
RW-19	722.02	05/26/2021	31.43	35.08	3.65	689.61
RW-19	722.02	05/31/2021	31.61	35.41	3.80	689.39
RW-19	722.02	06/07/2021	31.65	35.70	4.05	689.29
RW-19	722.02	06/14/2021	31.62	35.94	4.32	689.24
RW-19	722.02	06/21/2021	31.73	36.29	4.56	689.07
RW-19	722.02	07/01/2021	31.77	36.69	4.92	688.93
RW-19	722.02	07/06/2021	31.95	37.09	5.14	688.69
RW-19	722.02	07/14/2021	28.93	34.33	5.40	691.64
RW-19	722.02	07/28/2021	30.7	31.41	0.71	691.13
RW-19	722.02	10/27/2021	33.86	34.21	0.35	688.07
RW-19	722.02	08/26/2021	31.76	32.57	0.81	690.04
RW-19	722.02	09/16/2021	32.60	33.09	0.49	689.29
RW-19	722.02	09/23/2021	32.84	33.23	0.39	689.08
RW-19	722.02	11/30/2021	34.87	35.32	0.45	687.03
RW-19	722.02	12/28/2021	35.71	36.23	0.52	686.17

Table 4
Summary of Recovery Well Gauging Data

Colonial Pipeline Company
2020-L1-SR2448
Huntersville, North Carolina

Well ID	Top Of Casing Elevation[1]	Date	Depth to Free Product (ft btoc)	Depth to Groundwater (ft btoc)	Free Product Thickness (ft)	Groundwater Elevation[2] (ft btoc)
RW-19	722.02	01/27/2022	36.90	37.66	0.76	684.92
RW-19	722.02	02/24/2022	38.26	38.69	0.43	683.64
RW-20						
RW-20	731.69	09/08/2020	ND	28.75	0.00	702.94
RW-20	731.69	09/14/2020	26.90	36.20	9.30	702.30
RW-20	731.69	09/28/2020	31.55	33.20	1.65	699.69
RW-20	731.69	10/02/2020	30.60	31.65	1.05	700.81
RW-20	731.69	10/06/2020	30.50	31.90	1.40	700.81
RW-20	731.69	10/19/2020	30.29	32.90	2.61	700.70
RW-20	731.69	10/21/2020	30.29	32.90	2.61	700.70
RW-20	731.69	11/09/2020	30.62	35.09	4.47	699.87
RW-20	731.69	11/23/2020	30.96	35.84	4.88	699.42
RW-20	731.69	12/26/2020	31.84	36.35	4.51	698.64
RW-20	731.69	02/01/2021	32.15	36.50	4.35	698.37
RW-20	731.69	03/04/2021	32.29	36.48	4.19	698.27
RW-20	731.69	04/01/2021	33.31	35.79	2.48	697.71
RW-20	731.69	04/29/2021	33.39	35.10	1.71	697.84
RW-20	731.69	05/26/2021	33.87	34.37	0.50	697.68
RW-20	731.69	06/09/2021	34.06	34.29	0.23	697.56
RW-20	731.69	07/01/2021	34.18	34.42	0.24	697.44
RW-20	731.69	07/14/2021	34.41	34.49	0.08	697.25
RW-20	731.69	07/28/2021	35.11	35.43	0.32	696.49
RW-20	731.69	08/26/2021	35.48	36.04	0.56	696.06
RW-20	731.69	09/16/2021	36.63	37.11	0.48	694.93
RW-20	731.69	09/23/2021	36.75	36.95	0.20	694.88
RW-20	731.69	10/27/2021	36.63	36.85	0.22	695.00
RW-20	731.69	11/30/2021	36.25	36.51	0.26	695.37
RW-20	731.69	12/28/2021	36.70	36.96	0.26	694.92
RW-20	731.69	01/27/2022	34.85	35.02	0.17	696.79
RW-20	730.07	02/24/2022	ND	35.02	0.00	695.05
RW-21						
RW-21	731.68	09/13/2020	28.50	42.55	14.05	699.42
RW-21	731.68	09/14/2020	30.72	36.55	5.83	699.40
RW-21	731.68	09/18/2020	31.30	38.00	6.70	698.59
RW-21	731.68	09/28/2020	30.08	41.40	11.32	698.57
RW-21	731.68	10/02/2020	30.28	41.15	10.87	698.49
RW-21	731.68	10/06/2020	30.40	41.55	11.15	698.30
RW-21	731.68	10/19/2020	30.13	45.10	14.97	697.55
RW-21	731.68	11/09/2020	31.09	44.70	13.61	696.95
RW-21	731.68	11/23/2020	31.50	42.64	11.14	697.20
RW-21	731.68	12/26/2020	32.40	40.56	8.16	697.10
RW-21	731.68	02/01/2021	32.81	39.59	6.78	697.06
RW-21	731.68	03/04/2021	33.36	38.60	5.24	696.92
RW-21	731.68	04/01/2021	35.58	38.86	3.28	695.23

Table 4
Summary of Recovery Well Gauging Data

Colonial Pipeline Company
2020-L1-SR2448
Huntersville, North Carolina

Well ID	Top Of Casing Elevation[1]	Date	Depth to Free Product (ft btoc)	Depth to Groundwater (ft btoc)	Free Product Thickness (ft)	Groundwater Elevation[2] (ft btoc)
RW-21	731.68	04/29/2021	33.22	38.34	5.12	697.09
RW-21	731.68	05/26/2021	33.64	38.27	4.63	696.80
RW-21	731.68	06/09/2021	33.82	38.34	4.52	696.65
RW-21	731.68	07/01/2021	34.10	38.18	4.08	696.49
RW-21	731.68	07/14/2021	34.36	38.47	4.11	696.22
RW-21	731.68	07/28/2021	34.94	38.05	3.11	695.91
RW-21	731.68	08/26/2021	35.71	38.91	3.20	695.12
RW-21	731.68	09/16/2021	36.74	39.48	2.74	694.21
RW-21	731.68	09/23/2021	36.82	40.65	3.83	693.84
RW-21	731.68	10/27/2021	37.76	41.98	4.22	692.79
RW-21	731.68	11/30/2021	38.98	40.17	1.19	692.38
RW-21	731.68	12/28/2021	39.87	40.54	0.67	691.63
RW-21	731.68	01/27/2022	38.44	39.05	0.61	693.08
RW-21	729.78	02/24/2022	39.20	39.69	0.49	690.45
RW-22						
RW-22	726.60	09/10/2020	25.62	39.00	13.38	697.40
RW-22	726.60	09/12/2020	26.70	31.62	4.92	698.58
RW-22	726.60	09/14/2020	25.55	30.85	5.30	699.63
RW-22	726.60	09/18/2020	26.10	32.10	6.00	698.89
RW-22	726.60	09/28/2020	26.20	30.75	4.55	699.18
RW-22	726.60	10/02/2020	25.55	33.00	7.45	699.06
RW-22	726.60	10/05/2020	25.53	34.50	8.97	698.67
RW-22	726.60	10/19/2020	25.93	37.32	11.39	697.62
RW-22	726.60	11/09/2020	26.89	36.99	10.10	697.01
RW-22	726.60	11/23/2020	27.29	36.70	9.41	696.79
RW-22	726.60	12/26/2020	26.43	27.75	1.32	699.82
RW-22	726.60	02/01/2021	26.68	34.43	7.75	697.85
RW-22	727.54	03/04/2021	29.80	31.73	1.93	697.22
RW-22	727.54	04/01/2021	30.31	30.73	0.42	697.12
RW-22	727.54	04/29/2021	30.21	30.39	0.18	697.28
RW-22	727.54	05/26/2021	30.95	31.11	0.16	696.55
RW-22	727.54	06/09/2021	31.28	31.52	0.24	696.20
RW-22	727.54	07/01/2021	31.85	32.06	0.21	695.63
RW-22	727.54	07/14/2021	32.24	32.44	0.20	695.25
RW-22	727.54	07/28/2021	32.42	32.48	0.06	695.10
RW-22	727.54	08/26/2021	32.98	33.17	0.19	694.51
RW-22	727.54	09/16/2021	33.40	33.56	0.16	694.10
RW-22	727.54	09/23/2021	33.49	33.72	0.23	693.99
RW-22	727.54	10/27/2021	34.22	34.52	0.30	693.24
RW-22	727.54	11/30/2021	34.85	35.25	0.40	692.58
RW-22	727.54	12/28/2021	ND	35.39	0.00	692.15
RW-22	727.54	01/27/2022	35.80	36.43	0.63	691.57
RW-22	727.54	02/24/2022	36.18	36.51	0.33	691.27

Table 4
Summary of Recovery Well Gauging Data

Colonial Pipeline Company
2020-L1-SR2448
Huntersville, North Carolina

Well ID	Top Of Casing Elevation[1]	Date	Depth to Free Product (ft btoc)	Depth to Groundwater (ft btoc)	Free Product Thickness (ft)	Groundwater Elevation[2] (ft btoc)
RW-23						
RW-23	724.85	09/13/2020	31.80	41.73	9.93	690.39
RW-23	724.85	09/14/2020	31.79	41.68	9.89	690.41
RW-23	724.85	09/18/2020	32.95	39.35	6.40	690.18
RW-23	724.85	09/28/2020	32.91	39.45	6.54	690.19
RW-23	724.85	10/02/2020	33.39	39.31	5.92	689.87
RW-23	724.85	10/06/2020	33.25	39.25	6.00	689.99
RW-23	724.85	10/19/2020	33.30	39.26	5.96	689.95
RW-23	724.85	11/09/2020	33.39	39.03	5.64	689.95
RW-23	724.85	11/23/2020	33.35	38.97	5.62	689.99
RW-23	724.85	12/26/2020	31.75	36.77	5.02	691.75
RW-23	724.85	02/01/2021	32.32	36.29	3.97	691.46
RW-23	724.85	03/04/2021	32.49	35.38	2.89	691.58
RW-23	724.85	04/01/2021	32.51	34.93	2.42	691.69
RW-23	724.85	04/29/2021	32.37	34.54	2.17	691.90
RW-23	724.85	05/26/2021	32.33	34.19	1.86	692.02
RW-23	724.85	06/09/2021	32.46	34.27	1.81	691.90
RW-23	724.85	07/01/2021	32.83	34.69	1.86	691.52
RW-23	724.85	07/14/2021	33.26	35.02	1.76	691.12
RW-23	724.85	07/28/2021	33.90	34.92	1.02	690.67
RW-23	724.85	08/26/2021	34.68	35.26	0.58	690.01
RW-23	724.85	09/16/2021	35.16	36.2	1.04	689.41
RW-23	724.85	09/23/2021	35.44	35.98	0.54	689.26
RW-23	724.85	10/27/2021	36.19	36.62	0.43	688.54
RW-23	724.85	11/30/2021	36.64	37.35	0.71	688.02
RW-23	724.85	12/28/2021	37.32	38.02	0.70	687.34
RW-23	724.85	01/27/2022	38.30	38.90	0.60	686.39
RW-23	724.85	02/24/2022	39.40	39.85	0.45	685.33
RW-24						
RW-24	734.33	09/11/2020	35.83	35.85	0.02	698.49
RW-24	734.33	09/12/2020	ND	36.00	0.00	698.33
RW-24	734.33	09/14/2020	35.75	36.25	0.50	698.44
RW-24	734.33	09/18/2020	ND	36.10	0.00	698.23
RW-24	734.33	09/28/2020	33.80	33.91	0.11	700.50
RW-24	734.33	10/02/2020	33.15	35.20	2.05	700.63
RW-24	734.33	10/05/2020	33.84	34.10	0.26	700.42
RW-24	734.33	10/19/2020	32.84	37.15	4.31	700.33
RW-24	734.33	11/09/2020	32.83	39.30	6.47	699.76
RW-24	734.33	11/23/2020	34.61	35.53	0.92	699.47
RW-24	734.33	12/26/2020	34.85	36.16	1.31	699.13
RW-24	734.33	02/01/2021	35.12	35.94	0.82	698.99
RW-24	731.18	03/04/2021	35.46	36.12	0.66	695.54
RW-24	731.18	04/01/2021	35.63	36.20	0.57	695.40
RW-24	731.18	04/29/2021	ND	35.48	0.00	695.70

Table 4
Summary of Recovery Well Gauging Data

Colonial Pipeline Company
2020-L1-SR2448
Huntersville, North Carolina

Well ID	Top Of Casing Elevation[1]	Date	Depth to Free Product (ft btoc)	Depth to Groundwater (ft btoc)	Free Product Thickness (ft)	Groundwater Elevation[2] (ft btoc)
RW-24	731.18	05/26/2021	36.16	36.66	0.50	694.89
RW-24	731.18	06/09/2021	36.61	36.93	0.32	694.48
RW-24	731.18	07/01/2021	37.19	37.36	0.17	693.94
RW-24	731.18	07/14/2021	37.64	37.81	0.17	693.49
RW-24	731.18	07/28/2021	37.33	37.44	0.11	693.82
RW-24	731.18	08/26/2021	38.13	39.09	0.96	692.79
RW-24	731.18	09/16/2021	38.76	39.03	0.27	692.35
RW-24	731.18	09/23/2021	38.82	39.03	0.21	692.30
RW-24	731.18	10/27/2021	39.54	39.85	0.31	691.56
RW-24	731.18	11/30/2021	Dry	Dry	Dry	Dry
RW-24	731.18	12/28/2021	ND	40.77	0.00	690.41
RW-24	731.18	01/27/2022	Dry	Dry	Dry	Dry
RW-24	731.18	02/24/2022	Dry	Dry	Dry	Dry
RW-25						
RW-25	724.92	09/13/2020	33.75	37.21	3.46	690.24
RW-25	724.92	09/14/2020	33.08	38.85	5.77	690.29
RW-25	724.92	09/18/2020	34.88	35.80	0.92	689.79
RW-25	724.92	09/28/2020	34.86	35.90	1.04	689.78
RW-25	724.92	10/02/2020	34.90	36.55	1.65	689.57
RW-25	724.92	10/06/2020	34.90	36.40	1.50	689.61
RW-25	724.92	10/19/2020	33.83	39.91	6.08	689.46
RW-25	724.92	11/09/2020	34.45	38.55	4.10	689.37
RW-25	724.92	11/23/2020	34.58	38.10	3.52	689.39
RW-25	724.92	12/26/2020	31.30	36.50	5.20	692.22
RW-25	724.92	02/01/2021	31.70	35.11	3.41	692.30
RW-25	724.92	03/04/2021	31.85	33.82	1.97	692.54
RW-25	724.92	04/01/2021	31.79	33.34	1.55	692.71
RW-25	724.92	04/29/2021	31.56	33.01	1.45	692.97
RW-25	724.92	05/26/2021	31.7	32.98	1.28	692.87
RW-25	724.92	06/09/2021	31.94	33.19	1.25	692.64
RW-25	724.92	07/01/2021	31.90	34.63	2.73	692.29
RW-25	724.92	07/14/2021	32.71	33.93	1.22	691.88
RW-25	724.92	07/28/2021	33.24	34.39	1.15	691.37
RW-25	724.92	08/26/2021	34.09	35.54	1.45	690.44
RW-25	724.92	09/16/2021	34.91	36.10	1.19	689.69
RW-25	724.92	09/23/2021	35.13	36.15	1.02	689.51
RW-25	724.92	10/27/2021	35.78	37.92	2.14	688.56
RW-25	724.92	11/30/2021	37.11	37.35	0.24	687.74
RW-25	724.92	12/28/2021	37.95	38.20	0.25	686.90
RW-25	724.92	01/27/2022	38.94	40.02	1.08	685.69
RW-25	724.92	02/24/2022	40.17	40.85	0.68	684.56

Table 4
Summary of Recovery Well Gauging Data

Colonial Pipeline Company
2020-L1-SR2448
Huntersville, North Carolina

Well ID	Top Of Casing Elevation[1]	Date	Depth to Free Product (ft btoc)	Depth to Groundwater (ft btoc)	Free Product Thickness (ft)	Groundwater Elevation[2] (ft btoc)
RW-26						
RW-26	729.28	09/11/2020	29.80	30.35	0.55	699.34
RW-26	729.28	09/12/2020	29.85	30.42	0.57	699.28
RW-26	729.28	09/14/2020	29.79	30.41	0.62	699.33
RW-26	729.28	09/18/2020	30.31	32.20	1.89	698.47
RW-26	729.28	09/28/2020	27.60	29.25	1.65	701.24
RW-26	729.28	10/02/2020	27.17	28.35	1.18	701.80
RW-26	729.28	10/05/2020	27.01	29.15	2.14	701.70
RW-26	729.28	10/19/2020	26.39	29.02	2.63	702.19
RW-26	729.28	11/09/2020	26.82	29.60	2.78	701.72
RW-26	729.28	11/23/2020	27.20	29.49	2.29	701.47
RW-26	729.28	12/26/2020	27.62	28.53	0.91	701.42
RW-26	729.28	02/01/2021	28.30	28.66	0.36	700.89
RW-26	725.72	03/04/2021	29.81	29.96	0.15	695.87
RW-26	725.72	04/01/2021	26.33	26.34	0.01	699.39
RW-26	725.72	04/29/2021	29.14	29.29	0.15	696.54
RW-26	725.72	05/26/2021	30.00	30.37	0.37	695.62
RW-26	725.72	06/09/2021	31.15	31.43	0.28	694.50
RW-26	725.72	07/01/2021	31.28	31.62	0.34	694.35
RW-26	725.72	07/14/2021	30.87	31.22	0.35	694.76
RW-26	725.72	07/28/2021	29.24	29.33	0.09	696.46
RW-26	725.72	08/26/2021	30.72	31.11	0.39	694.90
RW-26	725.72	09/16/2021	31.3	31.52	0.22	694.36
RW-26	725.72	09/23/2021	31.36	31.40	0.04	694.35
RW-26	725.72	10/27/2021	31.40	31.45	0.05	694.31
RW-26	725.72	11/30/2021	31.05	31.07	0.02	694.66
RW-26	725.72	12/28/2021	ND	31.42	0.00	694.30
RW-26	725.72	01/27/2022	ND	31.37	0.00	694.35
RW-26	725.72	02/24/2022	31.79	31.80	0.01	693.93
RW-27						
RW-27	722.46	09/13/2020	ND	35.08	0.00	687.38
RW-27	722.46	09/14/2020	ND	35.09	0.00	687.37
RW-27	722.46	09/18/2020	ND	35.20	0.00	687.26
RW-27	722.46	10/09/2020	ND	35.23	0.00	687.23
RW-27	722.46	10/19/2020	35.23	35.43	0.20	687.18
RW-27	722.46	11/09/2020	34.36	39.20	4.84	686.80
RW-27	722.46	11/23/2020	31.27	40.65	9.38	688.68
RW-27	722.46	12/26/2020	29.90	44.02	14.12	688.78
RW-27	722.46	02/01/2021	32.68	44.18	11.50	686.70
RW-27	722.46	03/04/2021	32.70	41.71	9.01	687.35
RW-27	722.46	04/01/2021	33.23	40.77	7.54	687.21
RW-27	722.46	04/29/2021	33.81	39.72	5.91	687.07
RW-27	722.46	05/26/2021	34.17	38.54	4.37	687.12
RW-27	722.46	06/09/2021	34.46	38.38	3.92	686.95

Table 4
Summary of Recovery Well Gauging Data

Colonial Pipeline Company
2020-L1-SR2448
Huntersville, North Carolina

Well ID	Top Of Casing Elevation[1]	Date	Depth to Free Product (ft btoc)	Depth to Groundwater (ft btoc)	Free Product Thickness (ft)	Groundwater Elevation[2] (ft btoc)
RW-27	722.46	07/01/2021	35.22	37.68	2.46	686.58
RW-27	722.46	07/14/2021	34.99	38.35	3.36	686.57
RW-27	722.46	07/28/2021	35.35	39.03	3.68	686.12
RW-27	722.46	08/26/2021	36.84	39.87	3.03	684.81
RW-27	722.46	09/16/2021	39.48	39.51	0.03	682.97
RW-27	722.46	09/23/2021	39.86	40.05	0.19	682.55
RW-27	722.46	10/27/2021	39.42	42.77	3.35	682.14
RW-27	722.46	11/30/2021	42.47	46.57	4.10	678.89
RW-27	722.46	12/28/2021	43.68	45.09	1.41	678.40
RW-27	722.46	01/27/2022	44.64	45.21	0.57	677.67
RW-27	722.46	02/24/2022	44.65	45.56	0.91	677.57
RW-28						
RW-28	733.88	09/11/2020	38.13	39.31	1.18	695.43
RW-28	733.88	09/12/2020	ND	37.12	0.00	696.76
RW-28	733.88	09/13/2020	35.84	45.27	9.43	695.51
RW-28	733.88	09/14/2020	34.45	48.33	13.88	695.71
RW-28	733.88	09/18/2020	35.70	36.25	0.55	698.03
RW-28	733.88	09/28/2020	33.95	35.85	1.90	699.42
RW-28	733.88	10/02/2020	34.05	35.47	1.42	699.45
RW-28	733.88	10/05/2020	34.15	35.50	1.35	699.36
RW-28	733.88	10/19/2020	31.30	42.74	11.44	699.51
RW-28	733.88	11/09/2020	32.60	40.70	8.10	699.11
RW-28	733.88	11/23/2020	33.00	40.10	7.10	698.98
RW-28	733.88	12/26/2020	38.17	45.08	6.91	693.86
RW-28	733.88	02/01/2021	34.12	39.01	4.89	698.45
RW-28	729.51	03/04/2021	36.16	36.23	0.07	693.33
RW-28	729.51	04/01/2021	ND	35.98	0.00	693.53
RW-28	729.51	04/29/2021	35.98	36.40	0.42	693.42
RW-28	729.51	05/26/2021	37.14	37.56	0.42	692.26
RW-28	729.51	06/09/2021	ND	37.66	0.00	691.85
RW-28	729.51	07/01/2021	38.33	38.56	0.23	691.12
RW-28	729.51	07/14/2021	38.92	39.28	0.36	690.49
RW-28	729.51	07/28/2021	39.09	39.11	0.02	690.41
RW-28	729.51	08/26/2021	39.65	39.76	0.11	689.83
RW-28	729.51	09/16/2021	40.05	40.33	0.28	689.39
RW-28	729.51	09/23/2021	40.12	40.35	0.23	689.33
RW-28	729.51	10/27/2021	40.89	40.98	0.09	688.60
RW-28	729.51	11/30/2021	41.34	41.46	0.12	688.14
RW-28	729.51	12/28/2021	ND	41.75	0.00	687.76
RW-28	729.51	01/27/2022	ND	41.82	0.00	687.69
RW-28	729.51	02/24/2022	42.54	42.69	0.15	686.93

Table 4
Summary of Recovery Well Gauging Data

Colonial Pipeline Company
2020-L1-SR2448
Huntersville, North Carolina

Well ID	Top Of Casing Elevation[1]	Date	Depth to Free Product (ft btoc)	Depth to Groundwater (ft btoc)	Free Product Thickness (ft)	Groundwater Elevation[2] (ft btoc)
RW-29						
RW-29	721.84	09/13/2020	26.80	45.11	18.31	690.14
RW-29	721.84	09/14/2020	28.36	38.80	10.44	690.69
RW-29	721.84	09/18/2020	29.00	43.00	14.00	689.09
RW-29	721.84	09/28/2020	26.95	35.85	8.90	692.51
RW-29	721.84	10/02/2020	27.10	47.00	19.90	689.42
RW-29	721.84	10/06/2020	27.32	45.90	18.58	689.55
RW-29	721.84	10/19/2020	27.68	47.65	19.97	688.82
RW-29	721.84	11/09/2020	28.35	47.89	19.54	688.26
RW-29	721.84	11/23/2020	28.65	48.30	19.65	687.93
RW-29	721.84	12/26/2020	27.56	44.11	16.55	689.85
RW-29	721.84	02/01/2021	Dry	Dry	Dry	Dry
RW-29	721.84	03/04/2021	30.18	39.65	9.47	689.13
RW-29	719.80	04/01/2021	30.96	37.82	6.86	687.00
RW-29	719.80	04/29/2021	31.49	36.20	4.71	687.05
RW-29	719.80	05/26/2021	32.97	34.00	1.03	686.55
RW-29	719.80	06/09/2021	33.26	34.09	0.83	686.32
RW-29	719.80	07/01/2021	33.82	34.57	0.75	685.78
RW-29	719.80	07/14/2021	34.02	34.73	0.71	685.59
RW-29	719.80	07/28/2021	34.58	35.21	0.63	685.05
RW-29	719.80	08/26/2021	35.61	36.68	1.07	683.90
RW-29	719.80	09/16/2021	35.87	39.51	3.64	682.96
RW-29	719.80	09/23/2021	36.19	36.74	0.55	683.46
RW-29	719.80	10/27/2021	37.74	39.48	1.74	681.59
RW-29	719.80	11/30/2021	40.18	42.41	2.23	679.02
RW-29	719.80	12/28/2021	40.44	44.35	3.91	678.31
RW-29	719.80	01/27/2022	41.30	44.75	3.45	677.58
RW-29	719.80	02/24/2022	41.80	44.78	2.98	677.20
RW-30						
RW-30	719.60	09/14/2020	23.60	26.95	3.35	695.10
RW-30	719.60	09/28/2020	22.33	37.10	14.77	693.32
RW-30	719.60	10/02/2020	24.30	31.40	7.10	693.40
RW-30	719.60	10/06/2020	24.92	33.15	8.23	692.48
RW-30	719.60	10/19/2020	22.26	41.10	18.84	692.30
RW-30	719.60	11/09/2020	22.74	41.49	18.75	691.84
RW-30	719.60	11/23/2020	23.15	41.50	18.35	691.54
RW-30	719.60	12/26/2020	21.67	39.21	17.54	693.24
RW-30	719.60	02/01/2021	22.84	35.00	12.16	693.51
RW-30	719.60	03/04/2021	22.33	31.71	9.38	694.76
RW-30	717.30	04/01/2021	22.89	28.80	5.91	692.83
RW-30	717.30	04/29/2021	23.52	27.15	3.63	692.81
RW-30	717.30	05/26/2021	24.88	26.95	2.07	691.87
RW-30	717.30	06/09/2021	25.43	26.96	1.53	691.46
RW-30	717.30	07/01/2021	26.25	27.04	0.79	690.84

Table 4
Summary of Recovery Well Gauging Data

Colonial Pipeline Company
2020-L1-SR2448
Huntersville, North Carolina

Well ID	Top Of Casing Elevation[1]	Date	Depth to Free Product (ft btoc)	Depth to Groundwater (ft btoc)	Free Product Thickness (ft)	Groundwater Elevation[2] (ft btoc)
RW-30	717.30	07/14/2021	26.81	27.44	0.63	690.32
RW-30	717.30	07/28/2021	27.58	28.09	0.51	689.58
RW-30	717.30	08/26/2021	29.1	30.09	0.99	687.94
RW-30	717.30	09/16/2021	30.51	30.62	0.11	686.76
RW-30	717.30	09/23/2021	30.75	31.03	0.28	686.48
RW-30	717.30	10/27/2021	31.49	35.52	4.03	684.73
RW-30	717.30	11/30/2021	31.43	NW	7.87	N/A
RW-30	717.30	12/28/2021	33.54	NW	5.76	N/A
RW-30	717.30	01/27/2022	36.29	39.31	3.02	680.20
RW-30	717.30	02/24/2022	37.98	NW	1.65	677.67
RW-31						
RW-31	716.23	09/14/2020	27.38	28.66	1.28	688.51
RW-31	716.23	09/28/2020	23.25	43.45	20.20	687.57
RW-31	716.23	10/02/2020	26.30	35.40	9.10	687.49
RW-31	716.23	10/06/2020	24.99	36.40	11.41	688.18
RW-31	716.23	10/19/2020	22.55	46.14	23.59	687.37
RW-31	716.23	11/09/2020	22.74	48.18	25.44	686.68
RW-31	716.23	11/23/2020	22.91	NW	>25.16	N/A
RW-31	716.23	12/26/2020	21.08	46.13	25.05	688.44
RW-31	716.23	02/01/2021	22.42	46.16	23.74	687.46
RW-31	716.23	03/04/2021	22.31	NW	>23.69	N/A
RW-31	714.14	04/01/2021	25.65	43.79	18.14	683.64
RW-31	714.14	04/29/2021	27.16	36.59	9.43	684.46
RW-31	714.14	05/26/2021	28.82	31.90	3.08	684.50
RW-31	714.14	06/09/2021	29.12	31.72	2.60	684.32
RW-31	714.14	07/01/2021	29.72	31.67	1.95	683.90
RW-31	714.14	07/14/2021	29.74	32.31	2.57	683.71
RW-31	714.14	07/28/2021	30.48	34.25	3.77	682.65
RW-31	714.14	08/26/2021	32.30	37.94	5.64	680.33
RW-31	714.14	09/16/2021	33.37	39.17	5.80	679.22
RW-31	714.14	09/23/2021	33.94	39.37	5.43	678.75
RW-31	714.14	10/27/2021	36.72	39.49	2.77	676.68
RW-31	714.14	11/30/2021	40.33	41.39	1.06	673.53
RW-31	714.14	12/28/2021	41.19	42.35	1.16	672.64
RW-31	714.14	01/27/2022	41.11	44.50	3.39	672.12
RW-31	714.14	02/24/2022	41.76	43.15	1.39	672.01
RW-32						
RW-32	716.45	09/28/2020	26.65	38.78	12.13	686.55
RW-32	716.45	10/02/2020	27.50	36.95	9.45	686.42
RW-32	716.45	10/06/2020	27.31	33.30	5.99	687.53
RW-32	716.45	10/08/2020	27.31	33.30	5.99	687.53
RW-32	716.45	10/19/2020	26.89	39.24	12.35	686.25
RW-32	716.45	11/09/2020	27.04	40.14	13.10	685.90
RW-32	716.45	11/23/2020	27.15	40.37	13.22	685.76

Table 4
Summary of Recovery Well Gauging Data

Colonial Pipeline Company
2020-L1-SR2448
Huntersville, North Carolina

Well ID	Top Of Casing Elevation[1]	Date	Depth to Free Product (ft btoc)	Depth to Groundwater (ft btoc)	Free Product Thickness (ft)	Groundwater Elevation[2] (ft btoc)
RW-32	716.45	12/26/2020	25.31	39.55	14.24	687.32
RW-32	716.45	02/01/2021	28.39	40.42	12.03	684.84
RW-32	716.45	03/04/2021	28.18	38.28	10.10	685.56
RW-32	716.45	04/01/2021	29.62	36.99	7.37	684.85
RW-32	716.45	04/29/2021	30.59	35.51	4.92	684.54
RW-32	716.45	05/26/2021	30.65	34.23	3.58	684.84
RW-32	716.45	06/09/2021	31.06	34.11	3.05	684.57
RW-32	716.45	07/01/2021	31.33	34.24	2.91	684.34
RW-32	716.45	07/14/2021	31.21	34.27	3.06	684.42
RW-32	716.45	07/28/2021	32.17	34.48	2.31	683.66
RW-32	716.45	08/26/2021	34.00	36.36	2.36	681.81
RW-32	716.45	09/16/2021	34.77	37.83	3.06	680.86
RW-32	716.45	09/23/2021	35.40	38.36	2.96	680.25
RW-32	716.45	10/27/2021	36.76	39.66	2.90	678.91
RW-32	716.45	11/30/2021	40.75	41.58	0.83	675.47
RW-32	716.45	12/28/2021	41.02	42.66	1.64	674.99
RW-32	716.45	01/27/2022	41.53	43.28	1.75	674.45
RW-32	716.45	02/24/2022	41.57	43.46	1.89	674.37
RW-33						
RW-33	716.59	09/28/2020	ND	31.60	0.00	684.99
RW-33	716.59	10/09/2020	ND	30.88	0.00	685.71
RW-33	716.59	10/19/2020	ND	30.90	0.00	685.69
RW-33	716.59	11/09/2020	ND	31.24	0.00	685.35
RW-33	716.59	11/23/2020	31.25	31.31	0.06	685.32
RW-33	716.59	12/26/2020	31.33	32.34	1.01	684.99
RW-33	716.59	02/01/2021	29.70	38.67	8.97	684.49
RW-33	716.59	03/04/2021	29.94	35.54	5.60	685.15
RW-33	716.59	04/01/2021	29.92	37.13	7.21	684.74
RW-33	716.59	04/29/2021	30.58	37.00	6.42	684.29
RW-33	716.59	05/26/2021	30.50	36.46	5.96	684.50
RW-33	716.59	06/09/2021	30.77	36.74	5.97	684.22
RW-33	716.59	07/01/2021	31.20	36.72	5.52	683.91
RW-33	716.59	07/14/2021	31.27	36.38	5.11	683.95
RW-33	716.59	07/28/2021	31.82	37.49	5.67	683.25
RW-33	716.59	08/26/2021	33.83	38.43	4.60	681.53
RW-33	716.59	09/16/2021	36.13	36.26	0.13	680.43
RW-33	716.59	09/23/2021	36.71	37.04	0.33	679.79
RW-33	716.59	10/27/2021	38.09	38.45	0.36	678.40
RW-33	716.59	11/30/2021	41.30	41.51	0.21	675.23
RW-33	716.59	12/28/2021	41.70	41.93	0.23	674.83
RW-33	716.59	01/27/2022	42.28	42.54	0.26	674.24
RW-33	716.59	02/24/2022	42.30	42.70	0.40	674.18

Table 4
Summary of Recovery Well Gauging Data

Colonial Pipeline Company
2020-L1-SR2448
Huntersville, North Carolina

Well ID	Top Of Casing Elevation[1]	Date	Depth to Free Product (ft btoc)	Depth to Groundwater (ft btoc)	Free Product Thickness (ft)	Groundwater Elevation[2] (ft btoc)
RW-34						
RW-34	735.92	09/28/2020	33.95	43.25	9.30	699.48
RW-34	735.92	10/02/2020	42.78	43.50	0.72	692.94
RW-34	735.92	10/07/2020	42.59	43.31	0.72	693.13
RW-34	735.92	10/19/2020	42.64	43.73	1.09	692.98
RW-34	735.92	11/09/2020	42.21	45.75	3.54	692.76
RW-34	735.92	11/23/2020	41.91	46.26	4.35	692.84
RW-34	735.92	12/26/2020	39.03	48.84	9.81	694.26
RW-34	735.92	02/01/2021	40.58	48.31	7.73	693.27
RW-34	735.92	03/04/2021	40.61	NW	>7.89	N/A
RW-34	735.92	04/01/2021	41.63	48.65	7.02	692.41
RW-34	735.92	04/29/2021	42.06	48.24	6.18	692.20
RW-34	735.92	05/26/2021	42.64	47.52	4.88	691.97
RW-34	735.92	06/09/2021	42.69	48.14	5.45	691.77
RW-34	735.92	07/01/2021	42.65	48.18	5.53	691.79
RW-34	735.92	07/14/2021	43.62	47.11	3.49	691.36
RW-34	735.92	07/28/2021	43.88	47.05	3.17	691.19
RW-34	735.92	08/26/2021	44.40	47.35	2.95	690.73
RW-34	735.92	09/16/2021	45.70	47.34	1.64	689.78
RW-34	735.92	09/23/2021	45.96	47.22	1.26	689.62
RW-34	735.92	10/27/2021	46.31	47.58	1.27	689.27
RW-34	735.92	11/30/2021	47.12	48.52	1.40	688.42
RW-34	735.92	12/28/2021	47.75	49.00	1.25	687.83
RW-34	735.92	01/27/2022	47.93	48.98	1.05	687.70
RW-34	735.92	02/24/2022	48.76	48.80	0.04	687.14
RW-35						
RW-35	740.16	10/02/2020	41.25	53.80	12.55	695.55
RW-35	740.16	10/07/2020	42.31	47.66	5.35	696.42
RW-35	740.16	10/19/2020	40.44	53.16	12.72	696.32
RW-35	740.16	11/09/2020	40.87	53.48	12.61	695.92
RW-35	740.16	11/23/2020	41.56	53.07	11.51	695.52
RW-35	740.16	12/26/2020	41.96	54.60	12.64	694.82
RW-35	740.16	02/01/2021	43.28	52.67	9.39	694.37
RW-35	740.16	03/04/2021	43.72	53.11	9.39	693.93
RW-35	740.16	04/01/2021	ND	44.67	0.00	695.49
RW-35	740.16	04/29/2021	44.91	53.92	9.01	692.84
RW-35	740.16	05/26/2021	46.31	49.48	3.17	693.00
RW-35	740.16	06/09/2021	46.84	49.43	2.59	692.63
RW-35	740.16	07/01/2021	48.05	49.70	1.65	691.67
RW-35	740.16	07/14/2021	48.56	49.75	1.19	691.28
RW-35	740.16	07/28/2021	48.78	50.12	1.34	691.02
RW-35	740.16	08/26/2021	49.33	51.09	1.76	690.36
RW-35	740.16	09/16/2021	49.96	52.05	2.09	689.64
RW-35	740.16	09/23/2021	50.16	52.02	1.86	689.50

Table 4
Summary of Recovery Well Gauging Data

Colonial Pipeline Company
2020-L1-SR2448
Huntersville, North Carolina

Well ID	Top Of Casing Elevation[1]	Date	Depth to Free Product (ft btoc)	Depth to Groundwater (ft btoc)	Free Product Thickness (ft)	Groundwater Elevation[2] (ft btoc)
RW-35	740.16	10/27/2021	50.94	53.48	2.54	688.54
RW-35	740.16	11/30/2021	51.67	54.62	2.95	687.70
RW-35	740.16	12/28/2021	52.00	55.18	3.18	687.31
RW-35	740.16	01/27/2022	52.02	55.58	3.56	687.19
RW-35	740.16	02/24/2022	54.09	55.61	1.52	685.66
RW-36						
RW-36	743.69	10/02/2020	45.00	58.63	13.63	695.04
RW-36	743.69	10/07/2020	45.22	56.81	11.59	695.37
RW-36	743.69	10/19/2020	45.39	59.40	14.01	694.55
RW-36	743.69	11/09/2020	45.84	58.68	12.84	694.42
RW-36	743.69	11/23/2020	46.10	59.50	13.40	694.01
RW-36	743.69	12/26/2020	44.45	56.67	12.22	695.97
RW-36	743.69	02/01/2021	46.24	55.27	9.03	695.03
RW-36	741.45	03/04/2021	46.87	54.63	7.76	692.50
RW-36	741.45	04/01/2021	ND	47.92	0.00	693.53
RW-36	741.45	04/29/2021	48.28	53.36	5.08	691.81
RW-36	741.45	05/26/2021	48.44	52.34	3.90	691.97
RW-36	741.45	06/09/2021	48.99	52.77	3.78	691.45
RW-36	741.45	07/01/2021	49.68	54.21	4.53	690.56
RW-36	741.45	07/14/2021	49.85	54.65	4.80	690.32
RW-36	741.45	07/28/2021	50.02	54.97	4.95	690.11
RW-36	741.45	08/26/2021	50.65	55.55	4.90	689.49
RW-36	741.45	09/16/2021	51.94	55.12	3.18	688.66
RW-36	741.45	09/23/2021	52.35	54.61	2.26	688.50
RW-36	741.45	10/27/2021	54.08	54.34	0.26	687.30
RW-36	741.45	11/30/2021	55.22	55.58	0.36	686.13
RW-36	741.45	12/28/2021	55.61	55.95	0.34	685.75
RW-36	741.45	01/27/2022	55.49	56.06	0.57	685.81
RW-36	741.45	02/24/2022	57.26	57.75	0.49	684.06
RW-37						
RW-37	744.77	10/08/2020	51.74	53.64	1.90	692.52
RW-37	744.77	10/19/2020	52.15	52.87	0.72	692.43
RW-37	744.77	11/09/2020	51.95	53.65	1.70	692.37
RW-37	744.77	11/23/2020	52.16	53.30	1.14	692.31
RW-37	744.77	12/26/2020	49.85	52.54	2.69	694.20
RW-37	744.77	02/01/2021	49.83	53.88	4.05	693.86
RW-37	742.78	03/04/2021	50.10	53.06	2.96	691.89
RW-37	742.78	04/01/2021	50.51	50.96	0.45	692.15
RW-37	742.78	04/29/2021	50.79	51.94	1.15	691.68
RW-37	742.78	05/26/2021	50.74	52.13	1.39	691.67
RW-37	742.78	06/09/2021	51.11	51.81	0.70	691.48
RW-37	742.78	07/01/2021	51.53	52.05	0.52	691.11
RW-37	742.78	07/14/2021	51.65	52.16	0.51	690.99
RW-37	742.78	07/28/2021	51.90	52.38	0.48	690.75

Table 4
Summary of Recovery Well Gauging Data

Colonial Pipeline Company
2020-L1-SR2448
Huntersville, North Carolina

Well ID	Top Of Casing Elevation[1]	Date	Depth to Free Product (ft btoc)	Depth to Groundwater (ft btoc)	Free Product Thickness (ft)	Groundwater Elevation[2] (ft btoc)
RW-37	742.78	08/26/2021	52.45	52.86	0.41	690.22
RW-37	742.78	09/16/2021	52.99	53.33	0.34	689.70
RW-37	742.78	09/23/2021	53.10	53.62	0.52	689.54
RW-37	742.78	10/27/2021	53.82	54.61	0.79	688.75
RW-37	742.78	11/30/2021	54.81	55.41	0.60	687.81
RW-37	742.78	12/28/2021	55.40	56.07	0.67	687.20
RW-37	742.78	01/27/2022	55.86	56.41	0.55	686.77
RW-37	742.78	02/24/2022	56.59	57.46	0.87	685.96
RW-38						
RW-38	739.72	10/02/2020	38.70	49.00	10.30	698.27
RW-38	739.72	10/07/2020	39.38	45.53	6.15	698.70
RW-38	739.72	10/19/2020	38.15	49.55	11.40	698.52
RW-38	739.72	11/09/2020	39.17	49.60	10.43	697.76
RW-38	739.72	11/23/2020	39.71	NW	>9.97	N/A
RW-38	739.72	12/26/2020	38.12	47.70	9.58	699.04
RW-38	739.72	02/01/2021	39.17	46.70	7.53	698.54
RW-38	737.33	03/04/2021	39.92	47.00	7.08	695.52
RW-38	737.33	04/01/2021	ND	41.29	0.00	696.04
RW-38	737.33	04/29/2021	42.14	43.90	1.76	694.72
RW-38	737.33	05/26/2021	42.53	42.95	0.42	694.69
RW-38	737.33	06/09/2021	42.92	43.08	0.16	694.37
RW-38	737.33	07/01/2021	43.38	43.60	0.22	693.89
RW-38	737.33	07/14/2021	43.77	43.91	0.14	693.52
RW-38	737.33	07/28/2021	44.14	44.36	0.22	693.13
RW-38	737.33	08/26/2021	44.80	44.95	0.15	692.49
RW-38	737.33	09/16/2021	45.23	45.93	0.70	691.91
RW-38	737.33	09/23/2021	45.35	46.09	0.74	691.78
RW-38	737.33	10/27/2021	45.77	47.04	1.27	691.22
RW-38	737.33	11/30/2021	Dry	Dry	Dry	Dry
RW-38	737.33	12/28/2021	Dry	Dry	Dry	Dry
RW-38	737.33	01/27/2022	Dry	Dry	Dry	Dry
RW-38	737.33	02/24/2022	Dry	Dry	Dry	Dry
RW-39						
RW-39	721.77	10/08/2020	ND	32.44	0.00	689.33
RW-39	721.77	10/19/2020	32.49	32.66	0.17	689.24
RW-39	721.77	11/09/2020	32.47	32.64	0.17	689.26
RW-39	721.77	11/23/2020	ND	32.41	0.00	689.36
RW-39	721.77	12/26/2020	32.34	32.49	0.15	689.39
RW-39	721.77	01/19/2021	32.70	32.81	0.11	689.04
RW-39	721.77	01/25/2021	32.63	32.79	0.16	689.10
RW-39	721.77	02/01/2021	32.45	32.60	0.15	689.28
RW-39	721.77	02/08/2021	33.05	33.14	0.09	688.70
RW-39	721.77	02/16/2021	32.68	32.75	0.07	689.07
RW-39	721.77	02/22/2021	32.51	32.56	0.05	689.25

Table 4
Summary of Recovery Well Gauging Data

Colonial Pipeline Company
2020-L1-SR2448
Huntersville, North Carolina

Well ID	Top Of Casing Elevation[1]	Date	Depth to Free Product (ft btoc)	Depth to Groundwater (ft btoc)	Free Product Thickness (ft)	Groundwater Elevation[2] (ft btoc)
RW-39	721.77	03/04/2021	32.22	32.40	0.18	689.50
RW-39	721.77	03/08/2021	32.60	32.65	0.05	689.16
RW-39	721.77	03/15/2021	32.55	32.60	0.05	689.21
RW-39	721.77	03/22/2021	32.43	32.46	0.03	689.33
RW-39	721.77	04/01/2021	32.12	32.15	0.03	689.64
RW-39	721.77	04/12/2021	32.20	32.24	0.04	689.56
RW-39	721.77	04/19/2021	32.20	32.22	0.02	689.56
RW-39	721.77	04/29/2021	31.88	31.89	0.01	689.89
RW-39	721.77	05/03/2021	32.06	32.09	0.03	689.70
RW-39	721.77	05/10/2021	33.00	33.03	0.03	688.76
RW-39	721.77	05/18/2021	31.99	32.02	0.03	689.77
RW-39	721.77	05/26/2021	31.88	31.90	0.02	689.88
RW-39	721.77	05/31/2021	32.17	32.20	0.03	689.59
RW-39	721.77	06/07/2021	32.25	32.29	0.04	689.51
RW-39	721.77	06/14/2021	32.28	32.31	0.03	689.48
RW-39	721.77	06/21/2021	32.46	32.49	0.03	689.30
RW-39	721.77	07/01/2021	32.46	32.54	0.08	689.29
RW-39	721.77	07/06/2021	33.88	33.92	0.04	687.88
RW-39	721.77	07/14/2021	32.81	32.89	0.08	688.94
RW-39	721.77	07/28/2021	33.29	33.38	0.09	688.46
RW-39	721.77	08/02/2021	33.82	33.91	0.09	687.93
RW-39	721.77	08/16/2021	33.88	34.72	0.84	687.67
RW-39	721.77	08/26/2021	33.58	35.58	2.00	687.65
RW-39	721.77	08/30/2021	33.80	36.07	2.27	687.36
RW-39	721.77	09/16/2021	32.02	33.03	1.01	689.48
RW-39	721.77	09/23/2021	32.21	33.09	0.88	689.32
RW-39	721.77	10/27/2021	32.94	34.11	1.17	688.52
RW-39	719.36	11/30/2021	33.52	35.10	1.58	685.42
RW-39	719.36	12/28/2021	34.51	35.23	0.72	684.66
RW-39	719.36	01/27/2022	35.25	36.80	1.55	683.70
RW-39	719.36	02/24/2022	36.55	37.32	0.77	682.60
RW-40						
RW-40	722.94	10/08/2020	ND	33.34	0.00	689.60
RW-40	722.94	10/19/2020	ND	33.50	0.00	689.44
RW-40	722.94	11/09/2020	ND	33.42	0.00	689.52
RW-40	722.94	11/23/2020	ND	32.57	0.00	690.37
RW-40	722.94	12/26/2020	ND	33.30	0.00	689.64
RW-40	722.94	01/19/2021	ND	33.76	0.00	689.18
RW-40	722.94	01/25/2021	ND	33.69	0.00	689.25
RW-40	722.94	02/01/2021	ND	33.47	0.00	689.47
RW-40	722.94	02/08/2021	ND	34.11	0.00	688.83
RW-40	722.94	02/16/2021	ND	33.72	0.00	689.22
RW-40	722.94	02/22/2021	ND	33.57	0.00	689.37
RW-40	722.94	03/04/2021	ND	33.38	0.00	689.56

Table 4
Summary of Recovery Well Gauging Data

Colonial Pipeline Company
2020-L1-SR2448
Huntersville, North Carolina

Well ID	Top Of Casing Elevation[1]	Date	Depth to Free Product (ft btoc)	Depth to Groundwater (ft btoc)	Free Product Thickness (ft)	Groundwater Elevation[2] (ft btoc)
RW-40	722.94	03/08/2021	ND	33.64	0.00	689.30
RW-40	722.94	03/16/2021	ND	33.67	0.00	689.27
RW-40	722.94	03/22/2021	ND	33.50	0.00	689.44
RW-40	722.94	04/01/2021	ND	33.15	0.00	689.79
RW-40	722.94	04/12/2021	ND	33.28	0.00	689.66
RW-40	722.94	04/19/2021	ND	33.26	0.00	689.68
RW-40	722.94	04/29/2021	ND	32.91	0.00	690.03
RW-40	722.94	05/03/2021	ND	33.08	0.00	689.86
RW-40	722.94	05/18/2021	ND	32.95	0.00	689.99
RW-40	722.94	05/26/2021	ND	32.82	0.00	690.12
RW-40	722.94	05/31/2021	ND	33.15	0.00	689.79
RW-40	722.94	06/07/2021	ND	33.21	0.00	689.73
RW-40	722.94	06/14/2021	ND	33.25	0.00	689.69
RW-40	722.94	06/21/2021	ND	33.38	0.00	689.56
RW-40	722.94	07/01/2021	ND	33.34	0.00	689.60
RW-40	722.94	07/06/2021	ND	33.84	0.00	689.10
RW-40	722.94	07/14/2021	ND	33.77	0.00	689.17
RW-40	722.94	07/28/2021	ND	34.17	0.00	688.77
RW-40	722.94	08/02/2021	ND	34.64	0.00	688.30
RW-40	722.94	08/16/2021	ND	34.93	0.00	688.01
RW-40	722.94	08/26/2021	ND	34.87	0.00	688.07
RW-40	722.94	08/30/2021	ND	35.23	0.00	687.71
RW-40	722.94	09/23/2021	ND	35.66	0.00	687.28
RW-40	722.94	10/06/2021	ND	36.21	0.00	686.73
RW-40	722.94	10/12/2021	ND	36.43	0.00	686.51
RW-40	722.94	10/18/2021	ND	36.54	0.00	686.40
RW-40	722.94	10/27/2021	ND	36.39	0.00	686.55
RW-40	722.94	11/01/2021	ND	36.56	0.00	686.38
RW-40	722.94	11/15/2021	ND	36.77	0.00	686.17
RW-40	722.94	11/22/2021	ND	36.95	0.00	685.99
RW-40	722.94	11/30/2021	ND	37.15	0.00	685.79
RW-40	722.94	12/06/2021	ND	37.20	0.00	685.74
RW-40	722.94	12/13/2021	ND	37.47	0.00	685.47
RW-40	722.94	12/20/2021	ND	37.65	0.00	685.29
RW-40	722.94	12/28/2021	ND	37.72	0.00	685.22
RW-40	722.94	01/04/2022	ND	38.22	0.00	684.72
RW-40	722.94	01/10/2022	ND	38.40	0.00	684.54
RW-40	722.94	01/27/2022	ND	38.61	0.00	684.33
RW-40	722.94	01/31/2022	ND	38.69	0.00	684.25
RW-40	722.94	02/09/2022	ND	39.07	0.00	683.87
RW-40	722.94	02/14/2022	ND	39.30	0.00	683.64
RW-40	722.94	02/24/2022	ND	39.63	0.00	683.31
RW-40	722.94	02/28/2022	ND	39.69	0.00	683.25

Table 4
Summary of Recovery Well Gauging Data

Colonial Pipeline Company
2020-L1-SR2448
Huntersville, North Carolina

Well ID	Top Of Casing Elevation[1]	Date	Depth to Free Product (ft btoc)	Depth to Groundwater (ft btoc)	Free Product Thickness (ft)	Groundwater Elevation[2] (ft btoc)
RW-40	722.94	03/07/2022	ND	39.98	0.00	682.96
RW-40	722.94	03/14/2022	ND	40.14	0.00	682.80
RW-41						
RW-41	735.51	11/23/2020	Dry	Dry	Dry	Dry
RW-41	735.51	12/26/2020	Dry	Dry	Dry	Dry
RW-41	735.51	02/01/2021	Dry	Dry	Dry	Dry
RW-41	735.51	03/04/2021	Dry	Dry	Dry	Dry
RW-41	735.51	04/01/2021	Dry	Dry	Dry	Dry
RW-41	735.51	04/12/2021	Dry	Dry	Dry	Dry
RW-41	735.51	04/19/2021	Dry	Dry	Dry	Dry
RW-41	735.51	04/29/2021	Dry	Dry	Dry	Dry
RW-41	735.51	05/03/2021	Dry	Dry	Dry	Dry
RW-41	735.51	05/10/2021	Dry	Dry	Dry	Dry
RW-41	735.51	05/18/2021	Dry	Dry	Dry	Dry
RW-41	735.51	05/26/2021	Dry	Dry	Dry	Dry
RW-41	735.51	05/31/2021	Dry	Dry	Dry	Dry
RW-41	735.51	06/09/2021	Dry	Dry	Dry	Dry
RW-41	735.51	06/14/2021	Dry	Dry	Dry	Dry
RW-41	735.51	06/21/2021	Dry	Dry	Dry	Dry
RW-41	735.51	07/01/2021	Dry	Dry	Dry	Dry
RW-41	735.51	07/06/2021	Dry	Dry	Dry	Dry
RW-41	735.51	07/14/2021	Dry	Dry	Dry	Dry
RW-41	735.51	07/28/2021	Dry	Dry	Dry	Dry
RW-41	735.51	08/02/2021	Dry	Dry	Dry	Dry
RW-41	735.51	08/16/2021	Dry	Dry	Dry	Dry
RW-41	735.51	08/26/2021	Dry	Dry	Dry	Dry
RW-41	735.51	08/30/2021	Dry	Dry	Dry	Dry
RW-41	735.51	09/16/2021	Dry	Dry	Dry	Dry
RW-41	735.51	09/23/2021	Dry	Dry	Dry	Dry
RW-41	735.51	10/06/2021	Dry	Dry	Dry	Dry
RW-41	735.51	10/12/2021	Dry	Dry	Dry	Dry
RW-41	735.51	10/27/2021	Dry	Dry	Dry	Dry
RW-41	735.51	11/01/2021	Dry	Dry	Dry	Dry
RW-41	735.51	11/15/2021	Dry	Dry	Dry	Dry
RW-41	735.51	11/22/2021	Dry	Dry	Dry	Dry
RW-41	735.51	11/30/2021	Dry	Dry	Dry	Dry
RW-41	735.51	12/06/2021	Dry	Dry	Dry	Dry
RW-41	735.51	12/13/2021	Dry	Dry	Dry	Dry
RW-41	735.51	12/20/2021	Dry	Dry	Dry	Dry
RW-41	735.51	12/28/2021	Dry	Dry	Dry	Dry
RW-41	735.51	01/04/2022	Dry	Dry	Dry	Dry
RW-41	735.51	01/10/2022	Dry	Dry	Dry	Dry
RW-41	735.51	01/27/2022	Dry	Dry	Dry	Dry
RW-41	735.51	01/31/2022	Dry	Dry	Dry	Dry

Table 4
Summary of Recovery Well Gauging Data

Colonial Pipeline Company
2020-L1-SR2448
Huntersville, North Carolina

Well ID	Top Of Casing Elevation[1]	Date	Depth to Free Product (ft btoc)	Depth to Groundwater (ft btoc)	Free Product Thickness (ft)	Groundwater Elevation[2] (ft btoc)
RW-41	735.51	02/09/2022	Dry	Dry	Dry	Dry
RW-41	735.51	02/14/2022	Dry	Dry	Dry	Dry
RW-41	735.48	02/24/2022	Dry	Dry	Dry	Dry
RW-41	735.48	02/28/2022	Dry	Dry	Dry	Dry
RW-41	735.47	03/07/2022	Dry	Dry	Dry	Dry
RW-41	735.45	03/14/2022	Dry	Dry	Dry	Dry
RW-42						
RW-42	733.80	11/23/2020	Dry	Dry	Dry	Dry
RW-42	733.80	12/26/2020	Dry	Dry	Dry	Dry
RW-42	733.80	01/25/2021	Dry	Dry	Dry	Dry
RW-42	733.80	02/01/2021	Dry	Dry	Dry	Dry
RW-42	733.80	02/08/2021	Dry	Dry	Dry	Dry
RW-42	733.80	03/04/2021	Dry	Dry	Dry	Dry
RW-42	733.80	04/01/2021	ND	31.29	0.00	702.51
RW-42	733.80	04/12/2021	ND	31.32	0.00	702.48
RW-42	733.80	04/19/2021	Dry	Dry	Dry	Dry
RW-42	733.80	04/29/2021	Dry	Dry	Dry	Dry
RW-42	733.80	05/03/2021	Dry	Dry	Dry	Dry
RW-42	733.80	05/10/2021	Dry	Dry	Dry	Dry
RW-42	733.80	05/18/2021	Dry	Dry	Dry	Dry
RW-42	733.80	05/26/2021	Dry	Dry	Dry	Dry
RW-42	733.80	05/31/2021	Dry	Dry	Dry	Dry
RW-42	733.80	06/09/2021	Dry	Dry	Dry	Dry
RW-42	733.80	06/14/2021	Dry	Dry	Dry	Dry
RW-42	733.80	06/21/2021	Dry	Dry	Dry	Dry
RW-42	733.80	07/01/2021	Dry	Dry	Dry	Dry
RW-42	733.80	07/06/2021	Dry	Dry	Dry	Dry
RW-42	733.80	07/14/2021	Dry	Dry	Dry	Dry
RW-42	734.80	07/28/2021	Dry	Dry	Dry	Dry
RW-42	734.80	08/02/2021	Dry	Dry	Dry	Dry
RW-42	734.80	08/16/2021	Dry	Dry	Dry	Dry
RW-42	734.80	08/26/2021	Dry	Dry	Dry	Dry
RW-42	734.80	08/30/2021	Dry	Dry	Dry	Dry
RW-42	734.80	09/16/2021	Dry	Dry	Dry	Dry
RW-42	734.80	09/23/2021	Dry	Dry	Dry	Dry
RW-42	734.80	10/06/2021	Dry	Dry	Dry	Dry
RW-42	734.80	10/12/2021	Dry	Dry	Dry	Dry
RW-42	734.80	10/27/2021	Dry	Dry	Dry	Dry
RW-42	734.80	11/01/2021	Dry	Dry	Dry	Dry
RW-42	734.80	11/15/2021	Dry	Dry	Dry	Dry
RW-42	734.80	11/22/2021	ND	28.55	0.00	706.25
RW-42	732.71	11/30/2021	Dry	Dry	Dry	Dry
RW-42	732.71	12/06/2021	ND	28.49	0.00	704.22
RW-42	732.71	12/13/2021	Dry	Dry	Dry	Dry

Table 4
Summary of Recovery Well Gauging Data

Colonial Pipeline Company
2020-L1-SR2448
Huntersville, North Carolina

Well ID	Top Of Casing Elevation[1]	Date	Depth to Free Product (ft btoc)	Depth to Groundwater (ft btoc)	Free Product Thickness (ft)	Groundwater Elevation[2] (ft btoc)
RW-42	732.71	12/20/2021	ND	27.99	0.00	704.72
RW-42	732.71	12/28/2021	Dry	Dry	Dry	Dry
RW-42	732.71	01/04/2022	ND	28.84	0.00	703.87
RW-42	732.71	01/10/2022	28.59	28.70	0.11	704.09
RW-42	732.71	01/27/2022	Dry	Dry	Dry	Dry
RW-42	732.71	01/31/2022	ND	28.96	0.00	703.75
RW-42	732.71	02/09/2022	Dry	Dry	Dry	Dry
RW-42	732.71	02/14/2022	Dry	Dry	Dry	Dry
RW-42	732.71	02/24/2022	Dry	Dry	Dry	Dry
RW-42	732.71	02/28/2022	Dry	Dry	Dry	Dry
RW-42	732.71	03/07/2022	Dry	Dry	Dry	Dry
RW-42	732.71	03/14/2022	ND	30.60	0.00	702.11
RW-43						
RW-43	737.70	11/23/2020	37.26	41.71	4.45	699.25
RW-43	737.70	12/26/2020	ND	38.56	0.00	699.14
RW-43	737.70	02/01/2021	39.02	41.50	2.48	698.02
RW-43	737.70	03/04/2021	39.60	40.78	1.18	697.78
RW-43	737.70	04/01/2021	ND	40.05	0.00	697.65
RW-43	737.70	04/29/2021	39.69	39.83	0.14	697.97
RW-43	737.70	05/26/2021	39.72	39.75	0.03	697.97
RW-43	737.70	06/09/2021	ND	39.94	0.00	697.76
RW-43	737.70	07/01/2021	40.19	40.43	0.24	697.45
RW-43	737.70	07/14/2021	40.41	40.44	0.03	697.28
RW-43	737.70	07/28/2021	40.65	40.90	0.25	696.98
RW-43	737.70	08/26/2021	ND	41.36	0.00	696.34
RW-43	737.70	09/16/2021	41.47	42.74	1.27	695.89
RW-43	737.70	09/23/2021	ND	41.57	0.00	696.13
RW-43	737.70	10/27/2021	41.98	42.90	0.92	695.47
RW-43	737.70	11/30/2021	42.64	42.90	0.26	694.99
RW-43	737.70	12/28/2021	42.56	42.94	0.38	695.04
RW-43	737.70	01/27/2022	42.64	43.31	0.67	694.88
RW-43	737.70	02/24/2022	42.92	43.46	0.54	694.64
RW-44						
RW-44	738.21	11/23/2020	Dry	Dry	Dry	Dry
RW-44	738.21	12/26/2020	Dry	Dry	Dry	Dry
RW-44	738.21	01/19/2021	Dry	Dry	Dry	Dry
RW-44	738.21	01/25/2021	Dry	Dry	Dry	Dry
RW-44	738.21	02/01/2021	Dry	Dry	Dry	Dry
RW-44	738.21	02/08/2021	Dry	Dry	Dry	Dry
RW-44	738.21	02/22/2021	Dry	Dry	Dry	Dry
RW-44	738.21	03/04/2021	Dry	Dry	Dry	Dry
RW-44	738.21	04/01/2021	Dry	Dry	Dry	Dry
RW-44	738.21	04/12/2021	Dry	Dry	Dry	Dry
RW-44	738.21	04/19/2021	Dry	Dry	Dry	Dry

Table 4
Summary of Recovery Well Gauging Data

Colonial Pipeline Company
2020-L1-SR2448
Huntersville, North Carolina

Well ID	Top Of Casing Elevation[1]	Date	Depth to Free Product (ft btoc)	Depth to Groundwater (ft btoc)	Free Product Thickness (ft)	Groundwater Elevation[2] (ft btoc)
RW-44	738.21	04/29/2021	Dry	Dry	Dry	Dry
RW-44	738.21	05/03/2021	Dry	Dry	Dry	Dry
RW-44	738.21	05/10/2021	Dry	Dry	Dry	Dry
RW-44	738.21	05/18/2021	Dry	Dry	Dry	Dry
RW-44	738.21	05/26/2021	Dry	Dry	Dry	Dry
RW-44	738.21	05/31/2021	Dry	Dry	Dry	Dry
RW-44	738.21	06/09/2021	Dry	Dry	Dry	Dry
RW-44	738.21	06/14/2021	Dry	Dry	Dry	Dry
RW-44	738.21	06/21/2021	Dry	Dry	Dry	Dry
RW-44	738.21	07/01/2021	Dry	Dry	Dry	Dry
RW-44	738.21	07/06/2021	Dry	Dry	Dry	Dry
RW-44	738.21	07/14/2021	Dry	Dry	Dry	Dry
RW-44	738.21	07/28/2021	Dry	Dry	Dry	Dry
RW-44	738.21	08/02/2021	Dry	Dry	Dry	Dry
RW-44	738.21	08/16/2021	Dry	Dry	Dry	Dry
RW-44	738.21	08/26/2021	Dry	Dry	Dry	Dry
RW-44	738.21	08/30/2021	Dry	Dry	Dry	Dry
RW-44	738.21	09/16/2021	Dry	Dry	Dry	Dry
RW-44	738.21	09/23/2021	Dry	Dry	Dry	Dry
RW-44	738.21	10/06/2021	Dry	Dry	Dry	Dry
RW-44	738.21	10/12/2021	Dry	Dry	Dry	Dry
RW-44	738.21	10/27/2021	Dry	Dry	Dry	Dry
RW-44	738.21	11/01/2021	Dry	Dry	Dry	Dry
RW-44	738.21	11/15/2021	Dry	Dry	Dry	Dry
RW-44	738.21	11/22/2021	Dry	Dry	Dry	Dry
RW-44	737.60	11/30/2021	Dry	Dry	Dry	Dry
RW-44	737.60	12/06/2021	Dry	Dry	Dry	Dry
RW-44	737.60	12/13/2021	Dry	Dry	Dry	Dry
RW-44	737.60	12/20/2021	Dry	Dry	Dry	Dry
RW-44	737.60	12/28/2021	Dry	Dry	Dry	Dry
RW-44	737.60	01/04/2022	Dry	Dry	Dry	Dry
RW-44	737.60	01/10/2022	Dry	Dry	Dry	Dry
RW-44	737.60	01/27/2022	Dry	Dry	Dry	Dry
RW-44	737.60	01/31/2022	Dry	Dry	Dry	Dry
RW-44	737.60	02/09/2022	Dry	Dry	Dry	Dry
RW-44	737.60	02/14/2022	Dry	Dry	Dry	Dry
RW-44	737.60	02/24/2022	Dry	Dry	Dry	Dry
RW-44	737.60	02/28/2022	Dry	Dry	Dry	Dry
RW-44	737.60	03/07/2022	Dry	Dry	Dry	Dry
RW-44	737.60	03/14/2022	Dry	Dry	Dry	Dry

Table 4
Summary of Recovery Well Gauging Data

Colonial Pipeline Company
2020-L1-SR2448
Huntersville, North Carolina

Well ID	Top Of Casing Elevation[1]	Date	Depth to Free Product (ft btoc)	Depth to Groundwater (ft btoc)	Free Product Thickness (ft)	Groundwater Elevation[2] (ft btoc)
RW-45						
RW-45	722.04	11/23/2020	31.05	32.01	0.96	690.73
RW-45	722.04	12/26/2020	31.04	31.48	0.44	690.88
RW-45	722.04	02/01/2021	31.18	32.69	1.51	690.46
RW-45	722.04	03/04/2021	31.44	31.58	0.14	690.56
RW-45	722.04	04/01/2021	31.63	31.64	0.01	690.41
RW-45	722.04	04/29/2021	31.49	31.58	0.09	690.53
RW-45	722.04	05/26/2021	32.16	32.18	0.02	689.87
RW-45	722.04	06/09/2021	32.49	32.52	0.03	689.54
RW-45	722.04	07/01/2021	32.94	32.98	0.04	689.09
RW-45	722.04	07/14/2021	ND	33.34	0.00	688.70
RW-45	722.04	07/28/2021	33.82	33.88	0.06	688.20
RW-45	722.04	08/26/2021	ND	34.64	0.00	687.40
RW-45	722.04	09/16/2021	ND	35.26	0.00	686.78
RW-45	722.04	09/23/2021	35.42	35.47	0.05	686.61
RW-45	722.04	10/27/2021	36.30	36.31	0.01	685.74
RW-45	722.04	11/30/2021	ND	37.55	0.00	684.49
RW-45	722.04	12/28/2021	38.36	38.40	0.04	683.67
RW-45	722.04	01/27/2022	39.03	39.06	0.03	683.00
RW-45	722.04	02/24/2022	39.62	39.81	0.19	682.37
RW-46						
RW-46	716.92	11/23/2020	23.02	NW	>20.99	N/A
RW-46	716.92	12/26/2020	24.10	43.70	19.60	687.58
RW-46	716.92	01/25/2021	Dry	Dry	Dry	Dry
RW-46	716.92	02/01/2021	26.60	43.43	16.83	685.82
RW-46	716.92	02/08/2021	ARP	ARP	ARP	ARP
RW-46	716.92	03/04/2021	26.46	41.42	14.96	686.46
RW-46	716.66	04/01/2021	28.38	36.76	8.38	686.03
RW-46	716.66	04/29/2021	28.61	35.09	6.48	686.32
RW-46	716.66	05/26/2021	30.14	33.76	3.62	685.55
RW-46	716.66	06/09/2021	30.85	33.04	2.19	685.23
RW-46	716.66	07/01/2021	31.10	34.19	3.09	684.74
RW-46	716.66	07/14/2021	31.89	33.02	1.13	684.47
RW-46	716.66	07/28/2021	32.42	35.08	2.66	683.53
RW-46	716.66	08/26/2021	33.96	37.30	3.34	681.81
RW-46	716.66	09/16/2021	35.45	37.56	2.11	680.65
RW-46	716.66	09/23/2021	35.94	38.17	2.23	680.13
RW-46	716.66	10/27/2021	35.92	43.25	7.33	678.78
RW-46	716.66	11/30/2021	39.26	NW	4.44	N/A
RW-46	716.66	12/28/2021	40.26	NW	3.44	N/A
RW-46	716.66	01/27/2022	40.95	43.70	2.75	674.98
RW-46	716.66	02/24/2022	41.46	NW	3.18	672.03

Table 4
Summary of Recovery Well Gauging Data

Colonial Pipeline Company
2020-L1-SR2448
Huntersville, North Carolina

Well ID	Top Of Casing Elevation[1]	Date	Depth to Free Product (ft btoc)	Depth to Groundwater (ft btoc)	Free Product Thickness (ft)	Groundwater Elevation[2] (ft btoc)
RW-47						
RW-47	726.60	12/26/2020	27.60	40.80	13.20	695.47
RW-47	726.60	02/01/2021	29.94	35.94	6.00	695.05
RW-47	726.60	03/04/2021	30.01	33.49	3.48	695.66
RW-47	725.40	04/01/2021	29.50	34.45	4.95	694.58
RW-47	725.40	04/29/2021	28.83	34.58	5.75	695.03
RW-47	725.40	05/26/2021	30.37	32.90	2.53	694.35
RW-47	725.40	06/09/2021	30.58	31.90	1.32	694.47
RW-47	725.40	07/01/2021	30.58	32.93	2.35	694.19
RW-47	725.40	07/14/2021	30.91	33.39	2.48	693.83
RW-47	725.40	07/28/2021	32.07	33.01	0.94	693.08
RW-47	725.40	08/26/2021	50.64	51.16	0.52	674.62
RW-47	725.40	09/16/2021	34.05	34.61	0.56	691.20
RW-47	725.40	09/23/2021	34.30	34.95	0.65	690.93
RW-47	725.40	10/27/2021	35.45	35.93	0.48	689.82
RW-47	725.40	11/30/2021	36.06	36.37	0.31	689.26
RW-47	725.40	12/28/2021	36.95	37.16	0.21	688.39
RW-47	725.40	01/27/2022	37.90	38.34	0.44	687.38
RW-47	725.40	02/24/2022	38.55	39.28	0.73	686.65
RW-48						
RW-48	741.03	12/26/2020	33.82	34.54	0.72	707.02
RW-48	741.03	02/01/2021	48.55	51.58	3.03	691.67
RW-48	741.03	03/04/2021	48.48	51.78	3.30	691.67
RW-48	741.03	04/01/2021	48.82	51.21	2.39	691.57
RW-48	741.03	04/29/2021	48.90	50.73	1.83	691.64
RW-48	741.03	05/26/2021	49.14	50.36	1.22	691.56
RW-48	741.03	06/09/2021	33.73	33.85	0.12	707.27
RW-48	741.03	07/01/2021	49.74	50.17	0.43	691.17
RW-48	741.03	07/14/2021	49.96	50.32	0.36	690.97
RW-48	741.03	07/28/2021	50.14	50.41	0.27	690.82
RW-48	741.03	08/26/2021	33.18	33.85	0.67	707.67
RW-48	741.03	09/16/2021	51.22	51.48	0.26	689.74
RW-48	741.03	09/23/2021	51.28	51.75	0.47	689.62
RW-48	741.03	10/27/2021	52.00	52.53	0.53	688.89
RW-48	741.03	11/30/2021	52.90	53.34	0.44	688.01
RW-48	741.03	12/28/2021	53.54	53.83	0.29	687.41
RW-48	741.03	01/27/2022	54.03	54.45	0.42	686.89
RW-48	741.03	02/24/2022	54.78	54.94	0.16	686.21
RW-49						
RW-49	730.47	02/01/2021	36.13	37.90	1.77	693.87
RW-49	730.47	03/04/2021	36.87	37.68	0.81	693.38
RW-49	730.47	04/01/2021	37.31	37.44	0.13	693.13
RW-49	730.47	04/29/2021	ND	37.13	0.00	693.34
RW-49	730.47	05/26/2021	38.05	38.49	0.44	692.30

Table 4
Summary of Recovery Well Gauging Data

Colonial Pipeline Company
2020-L1-SR2448
Huntersville, North Carolina

Well ID	Top Of Casing Elevation[1]	Date	Depth to Free Product (ft btoc)	Depth to Groundwater (ft btoc)	Free Product Thickness (ft)	Groundwater Elevation[2] (ft btoc)
RW-49	730.47	06/09/2021	38.49	38.98	0.49	691.85
RW-49	730.47	07/01/2021	39.04	39.80	0.76	691.23
RW-49	730.47	07/14/2021	39.57	40.72	1.15	690.59
RW-49	730.47	07/28/2021	39.86	39.94	0.08	690.59
RW-49	730.47	08/26/2021	40.33	40.76	0.43	690.03
RW-49	730.47	09/16/2021	40.76	41.33	0.57	689.56
RW-49	730.47	09/23/2021	40.83	40.86	0.03	689.63
RW-49	730.47	10/27/2021	41.52	42.12	0.60	688.79
RW-49	730.47	11/30/2021	41.98	42.71	0.73	688.30
RW-49	730.47	12/28/2021	42.43	43.24	0.81	687.82
RW-49	730.47	01/27/2022	42.01	43.22	1.21	688.14
RW-49	730.47	02/24/2022	43.31	43.93	0.62	687.00
RW-50						
RW-50	733.87	02/01/2021	40.40	40.89	0.49	693.34
RW-50	733.87	03/04/2021	40.31	41.26	0.95	693.30
RW-50	733.87	04/01/2021	40.81	41.27	0.46	692.93
RW-50	733.87	04/29/2021	40.21	41.56	1.35	693.30
RW-50	733.87	05/26/2021	ND	41.42	0.00	692.45
RW-50	733.87	06/09/2021	ND	41.76	0.00	692.11
RW-50	733.87	07/01/2021	ND	42.29	0.00	691.58
RW-50	733.87	07/14/2021	ND	42.58	0.00	691.29
RW-50	733.87	07/28/2021	42.67	42.69	0.02	691.19
RW-50	733.87	08/26/2021	43.28	43.32	0.04	690.58
RW-50	733.87	09/16/2021	ND	43.82	0.00	690.05
RW-50	733.87	09/23/2021	ND	43.88	0.00	689.99
RW-50	733.87	10/27/2021	ND	42.66	0.00	691.21
RW-50	733.87	11/30/2021	45.18	45.21	0.03	688.68
RW-50	733.87	12/28/2021	45.75	45.76	0.01	688.12
RW-50	733.87	01/27/2022	ND	46.04	0.00	687.83
RW-50	733.87	02/24/2022	46.74	46.75	0.01	687.13
RW-51						
RW-51	734.12	02/01/2021	40.18	42.23	2.05	693.39
RW-51	734.12	03/04/2021	40.17	42.64	2.47	693.29
RW-51	734.12	04/01/2021	ND	40.85	0.00	693.27
RW-51	734.12	04/29/2021	40.64	41.60	0.96	693.22
RW-51	734.12	05/26/2021	41.51	42.31	0.80	692.40
RW-51	734.12	06/09/2021	41.81	42.57	0.76	692.11
RW-51	734.12	07/01/2021	42.34	43.29	0.95	691.53
RW-51	734.12	07/14/2021	42.91	43.64	0.73	691.01
RW-51	734.12	07/28/2021	43.18	42.89	-0.29	691.02
RW-51	734.12	08/26/2021	43.40	44.10	0.70	690.53
RW-51	734.12	09/16/2021	43.98	44.67	0.69	689.95
RW-51	734.12	09/23/2021	44.05	44.79	0.74	689.87
RW-51	734.12	10/27/2021	44.92	45.26	0.34	689.11

Table 4
Summary of Recovery Well Gauging Data

Colonial Pipeline Company
2020-L1-SR2448
Huntersville, North Carolina

Well ID	Top Of Casing Elevation[1]	Date	Depth to Free Product (ft btoc)	Depth to Groundwater (ft btoc)	Free Product Thickness (ft)	Groundwater Elevation[2] (ft btoc)
RW-51	734.12	11/30/2021	45.34	46.13	0.79	688.57
RW-51	734.12	12/28/2021	45.90	46.78	0.88	687.98
RW-51	734.12	01/27/2022	46.25	46.93	0.68	687.69
RW-51	734.12	02/24/2022	46.93	47.65	0.72	687.00
RW-52						
RW-52	726.96	02/01/2021	28.96	35.10	6.14	696.36
RW-52	726.96	03/04/2021	30.08	33.98	3.90	695.84
RW-52	726.96	04/01/2021	ND	30.56	0.00	696.40
RW-52	726.96	04/29/2021	30.20	32.94	2.74	696.03
RW-52	726.96	05/26/2021	31.26	33.02	1.76	695.23
RW-52	726.96	06/09/2021	31.65	33.25	1.60	694.88
RW-52	726.96	07/01/2021	32.29	33.35	1.06	694.39
RW-52	726.96	07/14/2021	32.77	33.52	0.75	693.99
RW-52	726.96	07/28/2021	32.78	33.02	0.24	694.11
RW-52	726.96	08/26/2021	33.45	33.83	0.38	693.41
RW-52	726.96	09/16/2021	33.63	34.44	0.81	693.11
RW-52	726.96	09/23/2021	33.80	34.04	0.24	693.09
RW-52	726.96	10/27/2021	34.34	35.02	0.68	692.44
RW-52	726.96	11/30/2021	34.94	35.59	0.65	691.85
RW-52	726.96	12/28/2021	35.38	36.14	0.76	691.38
RW-52	726.96	01/27/2022	35.68	36.15	0.47	691.15
RW-52	726.96	02/24/2022	35.83	36.14	0.31	691.05
RW-53						
RW-53	725.48	02/01/2021	27.42	30.00	2.58	697.37
RW-53	725.48	03/04/2021	28.02	30.80	2.78	696.72
RW-53	725.48	04/01/2021	28.51	29.36	0.85	696.75
RW-53	725.48	04/29/2021	28.19	30.15	1.96	696.77
RW-53	725.48	05/26/2021	29.15	30.20	1.05	696.05
RW-53	725.48	06/09/2021	29.63	30.35	0.72	695.66
RW-53	725.48	07/01/2021	30.14	31.02	0.88	695.11
RW-53	725.48	07/14/2021	30.44	31.46	1.02	694.77
RW-53	725.48	07/28/2021	30.45	31.00	0.55	694.89
RW-53	725.48	08/26/2021	30.98	31.73	0.75	694.30
RW-53	725.48	09/16/2021	31.31	31.72	0.41	694.06
RW-53	725.48	09/23/2021	31.37	31.74	0.37	694.01
RW-53	725.48	10/27/2021	ND	31.74	0.00	693.74
RW-53	725.48	11/30/2021	Dry	Dry	Dry	Dry
RW-53	725.48	12/28/2021	31.79	31.80	0.01	693.69
RW-53	725.48	01/27/2022	ND	31.75	0.00	693.73
RW-53	725.48	02/24/2022	31.82	31.86	0.04	693.65
RW-54						
RW-54	727.86	02/01/2021	29.96	43.34	13.38	694.32
RW-54	727.86	03/04/2021	32.95	38.43	5.48	693.44
RW-54	727.86	04/01/2021	ND	31.34	0.00	696.52

Table 4
Summary of Recovery Well Gauging Data

Colonial Pipeline Company
2020-L1-SR2448
Huntersville, North Carolina

Well ID	Top Of Casing Elevation[1]	Date	Depth to Free Product (ft btoc)	Depth to Groundwater (ft btoc)	Free Product Thickness (ft)	Groundwater Elevation[2] (ft btoc)
RW-54	727.86	04/29/2021	32.34	38.30	5.96	693.92
RW-54	727.86	05/26/2021	34.15	37.99	3.84	692.68
RW-54	727.86	06/09/2021	34.90	37.82	2.92	692.18
RW-54	727.86	07/01/2021	35.77	38.08	2.31	691.47
RW-54	727.86	07/14/2021	36.50	38.61	2.11	690.79
RW-54	727.86	07/28/2021	36.73	38.17	1.44	690.74
RW-54	727.86	08/26/2021	37.46	38.77	1.31	690.05
RW-54	727.86	09/16/2021	37.98	39.05	1.07	689.59
RW-54	727.86	09/23/2021	38.04	39.16	1.12	689.52
RW-54	727.86	10/27/2021	38.98	40.11	1.13	688.58
RW-54	727.86	11/30/2021	39.65	40.58	0.93	687.96
RW-54	727.86	12/28/2021	40.16	41.11	0.95	687.44
RW-54	727.86	01/27/2022	39.88	40.81	0.93	687.73
RW-54	727.86	02/24/2022	40.84	41.50	0.66	686.84
RW-55						
RW-55	723.05	01/25/2021	27.15	35.11	7.96	693.77
RW-55	723.05	02/01/2021	26.91	35.48	8.57	693.85
RW-55	723.05	02/08/2021	ARP	ARP	ARP	ARP
RW-55	723.05	03/04/2021	27.12	31.21	4.09	694.84
RW-55	723.05	04/01/2021	27.55	29.92	2.37	694.87
RW-55	723.05	04/29/2021	27.24	28.98	1.74	695.35
RW-55	723.05	05/26/2021	28.82	29.91	1.09	693.94
RW-55	723.05	06/09/2021	29.29	29.99	0.70	693.57
RW-55	723.05	07/01/2021	30.04	30.39	0.35	692.92
RW-55	723.05	07/14/2021	29.89	30.05	0.16	693.12
RW-55	723.05	07/28/2021	29.83	30.13	0.30	693.14
RW-55	723.05	08/26/2021	31.08	31.28	0.20	691.92
RW-55	723.05	09/16/2021	31.53	31.79	0.26	691.45
RW-55	723.05	09/23/2021	30.50	32.00	1.50	692.15
RW-55	723.05	10/27/2021	32.30	32.42	0.12	690.72
RW-55	723.05	11/30/2021	ND	32.77	0.00	690.28
RW-55	723.05	12/28/2021	ND	33.11	0.00	689.94
RW-55	723.05	01/27/2022	33.31	33.49	0.18	689.69
RW-55	723.05	02/24/2022	33.67	33.95	0.28	689.31
RW-56						
RW-56	723.99	01/25/2021	31.85	31.86	0.01	692.14
RW-56	723.99	02/01/2021	31.76	31.91	0.15	692.19
RW-56	723.99	02/08/2021	ARP	ARP	ARP	ARP
RW-56	723.99	03/04/2021	29.18	30.17	0.99	694.55
RW-56	723.99	04/01/2021	29.71	29.92	0.21	694.23
RW-56	723.99	04/29/2021	28.93	29.91	0.98	694.80
RW-56	723.99	05/26/2021	30.04	31.23	1.19	693.63
RW-56	723.99	06/09/2021	30.88	31.44	0.56	692.96
RW-56	723.99	07/01/2021	31.88	31.98	0.10	692.09

Table 4
Summary of Recovery Well Gauging Data

Colonial Pipeline Company
2020-L1-SR2448
Huntersville, North Carolina

Well ID	Top Of Casing Elevation[1]	Date	Depth to Free Product (ft btoc)	Depth to Groundwater (ft btoc)	Free Product Thickness (ft)	Groundwater Elevation[2] (ft btoc)
RW-56	723.99	07/14/2021	32.10	32.35	0.25	691.83
RW-56	723.99	07/28/2021	ND	32.06	0.00	691.93
RW-56	723.99	08/26/2021	ND	32.89	0.00	691.10
RW-56	723.99	09/16/2021	33.22	33.28	0.06	690.76
RW-56	723.99	09/23/2021	ND	33.25	0.00	690.74
RW-56	723.99	10/27/2021	33.84	33.86	0.02	690.15
RW-56	723.99	11/30/2021	34.44	34.46	0.02	689.55
RW-56	723.99	12/28/2021	ND	34.68	0.00	689.31
RW-56	723.99	01/27/2022	ND	34.80	0.00	689.19
RW-56	723.99	02/24/2022	ND	35.27	0.00	688.72
RW-57						
RW-57	713.57	03/15/2021	ARP	ARP	ARP	ARP
RW-57	713.57	03/22/2021	ARP	ARP	ARP	ARP
RW-57	713.57	04/01/2021	25.42	41.45	16.03	683.86
RW-57	713.57	04/29/2021	26.78	36.98	10.20	684.06
RW-57	713.57	05/26/2021	27.43	35.36	7.93	684.02
RW-57	713.57	06/09/2021	27.75	35.08	7.33	683.86
RW-57	713.57	07/01/2021	28.38	34.86	6.48	683.46
RW-57	713.57	07/14/2021	28.56	34.89	6.33	683.32
RW-57	713.57	07/28/2021	29.16	36.88	7.72	682.35
RW-57	713.57	08/26/2021	30.35	43.04	12.69	679.83
RW-57	713.57	09/16/2021	31.58	44.84	13.26	678.45
RW-57	713.57	09/23/2021	31.63	45.69	14.06	678.18
RW-57	713.57	10/27/2021	34.55	45.75	11.20	676.03
RW-57	713.57	11/30/2021	38.55	44.49	5.94	673.43
RW-57	713.57	12/28/2021	39.48	39.72	0.24	674.03
RW-57	713.57	01/27/2022	40.25	44.57	4.32	672.17
RW-57	713.57	02/24/2022	40.62	43.90	3.28	672.08
RW-58						
RW-58	714.85	03/15/2021	27.92	50.10	22.18	681.00
RW-58	714.85	03/22/2021	ARP	ARP	ARP	ARP
RW-58	714.85	04/01/2021	28.34	31.02	2.68	685.79
RW-58	714.85	04/29/2021	29.50	36.43	6.93	683.50
RW-58	714.85	05/26/2021	30.26	33.28	3.02	683.78
RW-58	714.85	06/09/2021	30.83	32.43	1.60	683.59
RW-58	714.85	07/01/2021	31.34	32.25	0.91	683.27
RW-58	714.85	07/14/2021	31.40	32.38	0.98	683.19
RW-58	714.85	07/28/2021	32.37	33.51	1.14	682.18
RW-58	714.85	08/26/2021	34.02	36.61	2.59	680.14
RW-58	714.85	09/16/2021	34.57	39.06	4.49	679.08
RW-58	714.85	09/23/2021	34.98	39.86	4.88	678.57
RW-58	714.85	10/27/2021	37.12	40.72	3.60	676.77
RW-58	714.85	11/30/2021	40.45	44.28	3.83	673.38
RW-58	714.85	12/28/2021	41.42	44.76	3.34	672.54

Table 4
Summary of Recovery Well Gauging Data

Colonial Pipeline Company
2020-L1-SR2448
Huntersville, North Carolina

Well ID	Top Of Casing Elevation[1]	Date	Depth to Free Product (ft btoc)	Depth to Groundwater (ft btoc)	Free Product Thickness (ft)	Groundwater Elevation[2] (ft btoc)
RW-58	714.85	01/27/2022	41.80	45.75	3.95	671.99
RW-58	714.85	02/24/2022	42.15	45.29	3.14	671.86
RW-59						
RW-59	714.75	03/15/2021	29.39	45.84	16.45	680.96
RW-59	714.75	03/22/2021	ARP	ARP	ARP	ARP
RW-59	714.75	04/01/2021	29.75	37.94	8.19	682.81
RW-59	714.75	04/29/2021	30.39	36.15	5.76	682.82
RW-59	714.75	05/26/2021	31.18	32.80	1.62	683.13
RW-59	714.75	06/09/2021	31.18	33.55	2.37	682.93
RW-59	714.75	07/01/2021	31.78	32.75	0.97	682.71
RW-59	714.75	07/14/2021	31.74	32.73	0.99	682.74
RW-59	714.75	07/28/2021	32.45	34.05	1.60	681.87
RW-59	714.75	08/26/2021	33.60	37.88	4.28	680.00
RW-59	714.75	09/16/2021	34.56	38.97	4.41	679.01
RW-59	714.75	09/23/2021	34.82	40.37	5.55	678.44
RW-59	714.75	10/27/2021	36.87	40.14	3.27	677.00
RW-59	714.75	11/30/2021	40.59	43.48	2.89	673.38
RW-59	714.75	12/28/2021	41.51	43.31	1.80	672.76
RW-59	714.75	01/27/2022	42.14	43.49	1.35	672.25
RW-59	714.75	02/24/2022	42.25	43.69	1.44	672.11
RW-60						
RW-60	714.09	03/15/2021	27.04	43.89	16.85	682.54
RW-60	714.09	03/22/2021	ARP	ARP	ARP	ARP
RW-60	714.09	04/01/2021	29.45	37.42	7.97	682.51
RW-60	714.09	04/29/2021	30.48	34.46	3.98	682.55
RW-60	714.09	05/26/2021	29.65	35.60	5.95	682.85
RW-60	714.09	06/09/2021	31.19	32.41	1.22	682.57
RW-60	714.09	07/01/2021	31.28	33.15	1.87	682.31
RW-60	714.09	07/14/2021	30.54	34.86	4.32	682.39
RW-60	714.09	07/28/2021	32.37	33.50	1.13	681.42
RW-60	714.09	08/26/2021	33.96	36.56	2.60	679.44
RW-60	714.09	09/16/2021	34.57	38.36	3.79	678.51
RW-60	714.09	09/23/2021	35.14	39.00	3.86	677.92
RW-60	714.09	10/27/2021	36.05	42.66	6.61	676.27
RW-60	714.09	11/30/2021	39.63	44.86	5.23	673.06
RW-60	714.09	12/28/2021	40.53	44.73	4.20	672.44
RW-60	714.09	01/27/2022	41.12	44.77	3.65	671.99
RW-60	714.09	02/24/2022	40.95	45.65	4.70	671.88
RW-61						
RW-61	713.59	04/01/2021	29.36	35.81	6.45	682.50
RW-61	713.59	04/29/2021	30.68	33.97	3.29	682.03
RW-61	713.59	05/26/2021	30.38	33.47	3.09	682.39
RW-61	713.59	06/09/2021	30.68	33.76	3.08	682.09
RW-61	713.59	07/01/2021	30.98	33.79	2.81	681.86

Table 4
Summary of Recovery Well Gauging Data

Colonial Pipeline Company
2020-L1-SR2448
Huntersville, North Carolina

Well ID	Top Of Casing Elevation[1]	Date	Depth to Free Product (ft btoc)	Depth to Groundwater (ft btoc)	Free Product Thickness (ft)	Groundwater Elevation[2] (ft btoc)
RW-61	713.59	07/14/2021	30.87	33.84	2.97	681.93
RW-61	713.59	07/28/2021	31.71	34.65	2.94	681.10
RW-61	713.59	08/26/2021	33.00	38.14	5.14	679.22
RW-61	713.59	09/16/2021	34.34	37.92	3.58	678.29
RW-61	713.59	09/23/2021	35.30	37.79	2.49	677.63
RW-61	713.59	10/27/2021	37.16	38.18	1.02	676.16
RW-61	713.59	11/30/2021	40.32	41.52	1.20	672.95
RW-61	713.59	12/28/2021	40.97	41.59	0.62	672.46
RW-61	713.59	01/27/2022	41.53	41.88	0.35	671.97
RW-61	713.59	02/24/2022	41.65	42.21	0.56	671.79
RW-62						
RW-62	716.21	04/01/2021	30.95	38.66	7.71	683.20
RW-62	716.21	04/29/2021	32.20	36.18	3.98	682.94
RW-62	716.21	05/26/2021	31.94	36.23	4.29	683.12
RW-62	716.21	06/09/2021	32.33	35.78	3.45	682.96
RW-62	716.21	07/01/2021	32.80	35.69	2.89	682.64
RW-62	716.21	07/14/2021	32.65	35.50	2.85	682.80
RW-62	716.21	07/28/2021	33.33	36.47	3.14	682.04
RW-62	716.21	08/26/2021	35.09	38.14	3.05	680.30
RW-62	716.21	09/16/2021	35.88	39.98	4.10	679.23
RW-62	716.21	09/23/2021	36.30	40.94	4.64	678.67
RW-62	716.21	10/27/2021	37.72	41.90	4.18	677.37
RW-62	716.21	11/30/2021	41.76	44.03	2.27	673.84
RW-62	716.21	12/28/2021	42.46	43.87	1.41	673.37
RW-62	716.21	01/27/2022	43.05	44.47	1.42	672.78
RW-62	716.21	02/24/2022	43.11	44.82	1.71	672.64
RW-63						
RW-63	716.42	05/26/2021	30.22	34.10	3.88	685.16
RW-63	716.42	06/09/2021	30.78	33.41	2.63	684.94
RW-63	716.42	07/01/2021	30.96	34.97	4.01	684.39
RW-63	716.42	07/14/2021	31.67	33.71	2.04	684.20
RW-63	716.42	07/28/2021	32.21	35.72	3.51	683.27
RW-63	716.42	08/26/2021	33.11	40.00	6.89	681.47
RW-63	716.42	09/16/2021	34.47	40.68	6.21	680.29
RW-63	716.42	09/23/2021	34.97	41.22	6.25	679.78
RW-63	716.42	10/27/2021	36.81	42.20	5.39	678.17
RW-63	716.42	11/30/2021	39.64	42.29	2.65	676.07
RW-63	716.42	12/28/2021	40.66	42.40	1.74	675.29
RW-63	716.42	01/27/2022	41.25	42.34	1.09	674.88
RW-63	716.42	02/24/2022	41.67	42.50	0.83	674.53
RW-64						
RW-64	716.89	05/26/2021	26.70	30.65	3.95	689.13
RW-64	716.89	06/09/2021	27.04	30.46	3.42	688.94
RW-64	716.89	07/01/2021	27.54	30.37	2.83	688.59

Table 4
Summary of Recovery Well Gauging Data

Colonial Pipeline Company
2020-L1-SR2448
Huntersville, North Carolina

Well ID	Top Of Casing Elevation[1]	Date	Depth to Free Product (ft btoc)	Depth to Groundwater (ft btoc)	Free Product Thickness (ft)	Groundwater Elevation[2] (ft btoc)
RW-64	716.89	07/14/2021	27.78	30.41	2.63	688.41
RW-64	716.89	07/28/2021	28.39	30.46	2.07	687.95
RW-64	716.89	08/26/2021	30.52	32.52	2.00	685.84
RW-64	716.89	09/16/2021	Dry	Dry	Dry	Dry
RW-64	716.89	09/23/2021	ND	30.58	0.00	686.31
RW-64	716.89	10/27/2021	DRY	DRY	DRY	DRY
RW-64	716.89	11/30/2021	Dry	Dry	Dry	Dry
RW-64	716.89	12/28/2021	ND	30.60	0.00	686.29
RW-64	716.89	01/27/2022	ND	30.60	0.00	686.29
RW-64	716.89	02/24/2022	Dry	Dry	Dry	Dry
RW-65						
RW-65	718.07	05/26/2021	31.08	34.65	3.57	686.03
RW-65	718.07	06/09/2021	31.21	35.19	3.98	685.79
RW-65	718.07	07/01/2021	31.79	35.48	3.69	685.29
RW-65	718.07	07/14/2021	32.08	35.65	3.57	685.03
RW-65	718.07	07/28/2021	32.75	36.80	4.05	684.23
RW-65	718.07	08/26/2021	33.94	39.02	5.08	682.77
RW-65	718.07	09/16/2021	34.76	41.40	6.64	681.53
RW-65	718.07	09/23/2021	35.11	41.15	6.04	681.34
RW-65	718.07	10/27/2021	36.62	41.32	4.70	680.19
RW-65	718.07	11/30/2021	40.53	NW	0.23	N/A
RW-65	718.07	12/28/2021	40.98	41.32	0.34	677.00
RW-65	718.07	01/27/2022	Dry	Dry	Dry	Dry
RW-65	718.07	02/24/2022	Dry	Dry	Dry	Dry
RW-66						
RW-66	718.01	05/26/2021	32.71	35.36	2.65	684.59
RW-66	718.01	06/09/2021	33.02	35.21	2.19	684.40
RW-66	718.01	07/01/2021	33.66	35.07	1.41	683.97
RW-66	718.01	07/14/2021	33.58	35.00	1.42	684.05
RW-66	718.01	07/28/2021	34.22	35.19	0.97	683.53
RW-66	718.01	08/26/2021	35.31	37.08	1.77	682.23
RW-66	718.01	09/16/2021	36.64	39.21	2.57	680.68
RW-66	718.01	09/23/2021	36.47	39.43	2.96	680.75
RW-66	718.01	10/27/2021	37.56	40.69	3.13	679.61
RW-66	718.01	11/30/2021	40.35	NW	5.53	N/A
RW-66	718.01	12/28/2021	41.09	NW	4.79	N/A
RW-66	718.01	01/27/2022	41.85	45.38	3.53	675.21
RW-66	718.01	02/24/2022	42.26	45.33	3.07	674.93
RW-67						
RW-67	716.58	06/09/2021	31.49	32.62	1.13	684.79
RW-67	716.58	07/01/2021	31.74	32.84	1.10	684.54
RW-67	716.58	07/14/2021	31.46	33.51	2.05	684.57
RW-67	716.58	07/28/2021	32.58	33.24	0.66	683.82
RW-67	716.58	08/26/2021	34.19	35.24	1.05	682.11

Table 4
Summary of Recovery Well Gauging Data

Colonial Pipeline Company
2020-L1-SR2448
Huntersville, North Carolina

Well ID	Top Of Casing Elevation[1]	Date	Depth to Free Product (ft btoc)	Depth to Groundwater (ft btoc)	Free Product Thickness (ft)	Groundwater Elevation[2] (ft btoc)
RW-67	716.58	09/16/2021	34.94	36.88	1.94	681.12
RW-67	716.58	09/23/2021	35.33	37.62	2.29	680.63
RW-67	716.58	10/27/2021	36.35	39.11	2.76	679.49
RW-67	716.58	11/30/2021	39.75	44.72	4.97	675.50
RW-67	716.58	12/28/2021	40.29	44.52	4.23	675.16
RW-67	716.58	01/27/2022	40.67	46.96	6.29	674.22
RW-67	716.58	02/24/2022	41.22	44.49	3.27	674.48
RW-68						
RW-68	716.02	06/09/2021	30.20	33.46	3.26	684.95
RW-68	716.02	07/01/2021	30.60	34.10	3.50	684.48
RW-68	716.02	07/14/2021	30.55	35.15	4.60	684.24
RW-68	716.02	07/28/2021	31.04	36.71	5.67	683.46
RW-68	716.02	08/26/2021	31.41	41.56	10.15	681.89
RW-68	716.02	09/16/2021	32.94	42.02	9.08	680.65
RW-68	716.02	09/23/2021	33.57	42.54	8.97	680.05
RW-68	716.02	10/27/2021	36.53	41.36	4.83	678.20
RW-68	716.02	11/30/2021	39.19	44.60	5.41	675.38
RW-68	716.02	12/28/2021	40.18	NW	4.92	N/A
RW-68	716.02	01/27/2022	40.77	45.10	4.33	674.09
RW-68	716.02	02/24/2022	41.18	45.08	3.90	673.80
RW-69						
RW-69	717.51	06/09/2021	30.98	32.39	1.41	686.15
RW-69	717.51	07/01/2021	30.65	35.53	4.88	685.55
RW-69	717.51	07/14/2021	31.29	34.95	3.66	685.24
RW-69	717.51	07/28/2021	32.16	35.67	3.51	684.41
RW-69	717.51	08/26/2021	33.96	36.09	2.13	682.98
RW-69	717.51	09/16/2021	35.21	35.84	0.63	682.13
RW-69	717.51	09/23/2021	35.78	35.83	0.05	681.72
RW-69	717.51	10/27/2021	Dry	Dry	Dry	Dry
RW-69	717.51	11/30/2021	Dry	Dry	Dry	Dry
RW-69	717.51	12/28/2021	Dry	Dry	Dry	Dry
RW-69	717.51	01/27/2022	Dry	Dry	Dry	Dry
RW-69	717.51	02/24/2022	ND	35.83	0.00	681.68
RW-70						
RW-70	735.43	08/16/2021	42.31	47.40	5.09	691.75
RW-70	735.43	08/26/2021	42.46	47.43	4.97	691.64
RW-70	735.43	08/30/2021	43.08	47.04	3.96	691.29
RW-70	735.43	09/16/2021	44.54	46.42	1.88	690.38
RW-70	735.43	09/23/2021	44.79	46.40	1.61	690.21
RW-70	735.43	10/27/2021	45.20	46.83	1.63	689.79
RW-70	735.43	11/30/2021	46.22	46.97	0.75	689.01
RW-70	735.43	12/28/2021	47.14	47.30	0.16	688.24
RW-70	735.43	01/27/2022	47.40	47.44	0.04	688.02
RW-70	735.43	02/24/2022	ND	47.53	0.00	687.90

Table 4
Summary of Recovery Well Gauging Data

Colonial Pipeline Company
2020-L1-SR2448
Huntersville, North Carolina

Well ID	Top Of Casing Elevation[1]	Date	Depth to Free Product (ft btoc)	Depth to Groundwater (ft btoc)	Free Product Thickness (ft)	Groundwater Elevation[2] (ft btoc)
RW-71						
RW-71	714.52	08/02/2021	33.65	36.48	2.83	680.11
RW-71	714.52	08/16/2021	32.93	33.93	1.00	681.32
RW-71	714.52	08/26/2021	34.61	37.48	2.87	679.14
RW-71	714.52	09/16/2021	35.96	37.68	1.72	678.10
RW-71	714.97	09/23/2021	36.72	37.94	1.22	677.92
RW-71	714.97	10/27/2021	38.35	38.69	0.34	676.53
RW-71	714.97	11/30/2021	ND	41.42	0.00	673.55
RW-71	714.97	12/28/2021	ND	41.86	0.00	673.11
RW-71	714.97	01/27/2022	ND	42.52	0.00	672.45
RW-71	714.97	02/24/2022	ND	42.63	0.00	672.34
RW-72						
RW-72	711.57	08/02/2021	31.23	32.55	1.32	679.99
RW-72	711.57	08/16/2021	31.68	33.93	2.25	679.29
RW-72	711.57	08/26/2021	32.78	32.98	0.20	678.74
RW-72	711.57	09/16/2021	33.19	35.43	2.24	677.78
RW-72	711.93	09/23/2021	33.66	36.22	2.56	677.58
RW-72	711.93	10/27/2021	35.63	36.57	0.94	676.05
RW-72	711.93	11/30/2021	38.55	38.58	0.03	673.37
RW-72	711.93	12/28/2021	ND	39.11	0.00	672.82
RW-72	711.93	01/27/2022	ND	39.56	0.00	672.37
RW-72	711.93	02/24/2022	ND	39.75	0.00	672.18
RW-73						
RW-73	709.82	08/02/2021	29.18	32.85	3.67	679.66
RW-73	709.82	08/26/2021	30.67	33.24	2.57	678.46
RW-73	709.82	09/16/2021	31.44	34.31	2.87	677.61
RW-73	710.22	09/23/2021	32.38	33.91	1.53	677.43
RW-73	710.22	10/27/2021	33.41	37.03	3.62	675.84
RW-73	710.22	11/30/2021	37.15	37.25	0.10	673.04
RW-73	710.22	12/28/2021	ND	37.79	0.00	672.43
RW-73	710.22	01/27/2022	ND	38.73	0.00	671.49
RW-73	710.22	02/24/2022	ND	38.41	0.00	671.81
RW-74						
RW-74	707.44	08/26/2021	25.41	34.28	8.87	679.66
RW-74	707.44	09/16/2021	26.04	37.27	11.23	678.39
RW-74	707.80	09/23/2021	26.41	37.97	11.56	678.30
RW-74	707.80	10/27/2021	30.08	35.91	5.83	676.16
RW-74	707.80	11/30/2021	33.22	35.28	2.06	674.03
RW-74	707.80	12/28/2021	34.17	35.45	1.28	673.29
RW-74	707.80	01/27/2022	34.88	35.30	0.42	672.81
RW-74	707.80	02/24/2022	35.00	35.44	0.44	672.68

Table 4
Summary of Recovery Well Gauging Data

Colonial Pipeline Company
2020-L1-SR2448
Huntersville, North Carolina

Well ID	Top Of Casing Elevation[1]	Date	Depth to Free Product (ft btoc)	Depth to Groundwater (ft btoc)	Free Product Thickness (ft)	Groundwater Elevation[2] (ft btoc)
RW-75						
RW-75	708.82	08/16/2021	23.23	28.40	5.17	684.20
RW-75	708.82	08/26/2021	25.05	26.72	1.67	683.32
RW-75	708.82	09/16/2021	26.02	28.64	2.62	682.09
RW-75	708.82	09/23/2021	26.26	29.07	2.81	681.80
RW-75	708.82	10/27/2021	27.47	32.08	4.61	680.11
RW-75	708.82	11/30/2021	29.36	32.90	3.54	678.51
RW-75	708.82	12/28/2021	30.04	33.17	3.13	677.94
RW-75	708.82	01/27/2022	31.42	32.76	1.34	677.04
RW-75	708.82	02/24/2022	32.37	33.00	0.63	676.28
RW-76						
RW-76	710.89	08/16/2021	22.66	31.72	9.06	685.80
RW-76	710.89	08/26/2021	24.90	30.32	5.42	684.54
RW-76	710.89	09/16/2021	25.79	32.36	6.57	683.34
RW-76	710.89	09/23/2021	26.06	32.53	6.47	683.09
RW-76	710.89	10/27/2021	27.51	34.44	6.93	681.52
RW-76	710.89	11/30/2021	29.41	35.27	5.86	679.91
RW-76	710.89	12/28/2021	30.15	35.93	5.78	679.19
RW-76	710.89	01/27/2022	31.35	36.68	5.33	678.11
RW-76	710.89	02/24/2022	32.37	37.14	4.77	677.24
RW-77						
RW-77	739.77	08/16/2021	47.35	54.44	7.09	690.52
RW-77	739.77	08/26/2021	47.60	54.43	6.83	690.34
RW-77	739.77	08/30/2021	47.66	54.83	7.17	690.19
RW-77	739.77	09/16/2021	49.07	52.97	3.90	689.65
RW-77	739.77	09/23/2021	49.32	52.86	3.54	689.50
RW-77	739.77	10/27/2021	50.38	52.95	2.57	688.70
RW-77	739.77	11/30/2021	51.40	53.19	1.79	687.89
RW-77	739.77	12/28/2021	52.33	53.66	1.33	687.08
RW-77	739.77	01/27/2022	52.53	53.94	1.41	686.86
RW-77	739.77	02/24/2022	53.03	55.10	2.07	686.18
RW-78						
RW-78	739.00	08/16/2021	ND	49.38	0.00	689.62
RW-78	739.00	08/26/2021	ND	49.49	0.00	689.51
RW-78	739.00	08/30/2021	ND	50.09	0.00	688.91
RW-78	739.00	09/23/2021	ND	50.36	0.00	688.64
RW-78	739.00	10/06/2021	ND	50.58	0.00	688.42
RW-78	739.00	10/12/2021	ND	50.70	0.00	688.30
RW-78	739.00	10/18/2021	ND	50.81	0.00	688.19
RW-78	739.00	10/27/2021	50.87	50.90	0.03	688.12
RW-78	739.00	11/01/2021	51.12	51.17	0.05	687.87
RW-78	739.00	11/15/2021	51.74	51.84	0.10	687.23
RW-78	739.46	11/30/2021	52.04	52.86	0.82	687.20
RW-78	739.46	12/28/2021	53.23	54.02	0.79	686.02

Table 4
Summary of Recovery Well Gauging Data

Colonial Pipeline Company
2020-L1-SR2448
Huntersville, North Carolina

Well ID	Top Of Casing Elevation[1]	Date	Depth to Free Product (ft btoc)	Depth to Groundwater (ft btoc)	Free Product Thickness (ft)	Groundwater Elevation[2] (ft btoc)
RW-78	739.46	01/27/2022	52.75	56.97	4.22	685.58
RW-78	739.46	02/24/2022	54.36	55.44	1.08	684.81
RW-79						
RW-79	727.67	08/26/2021	33.33	38.25	4.92	693.02
RW-79	727.67	08/30/2021	33.35	38.28	4.93	693.00
RW-79	727.67	09/16/2021	33.64	34.84	1.20	693.71
RW-79	727.67	09/23/2021	33.94	35.28	1.34	693.37
RW-79	727.67	10/27/2021	34.53	37.43	2.90	692.36
RW-79	727.67	11/30/2021	35.00	37.69	2.69	691.95
RW-79	727.67	12/28/2021	35.64	38.55	2.91	691.25
RW-79	727.67	01/27/2022	36.16	39.01	2.85	690.75
RW-79	727.67	02/24/2022	37.43	38.14	0.71	690.05
RW-80						
RW-80	730.09	08/30/2021	35.24	39.15	3.91	693.80
RW-80	730.09	09/16/2021	36.02	39.40	3.38	693.16
RW-80	730.09	09/23/2021	39.38	---	---	---
RW-80	730.09	10/27/2021	37.45	39.26	1.81	692.15
RW-80	730.09	11/30/2021	37.80	39.12	1.32	691.93
RW-80	730.09	12/28/2021	38.38	39.15	0.77	691.50
RW-80	730.09	01/27/2022	38.87	39.10	0.23	691.16
RW-80	730.09	02/24/2022	ND	39.15	0.00	690.94
RW-81						
RW-81	728.83	08/30/2021	35.35	40.86	5.51	692.00
RW-81	728.83	09/16/2021	35.01	38.76	3.75	692.81
RW-81	728.83	09/23/2021	35.23	38.45	3.22	692.74
RW-81	728.83	10/27/2021	36.11	38.95	2.84	691.96
RW-81	728.83	11/30/2021	36.62	39.10	2.48	691.54
RW-81	728.83	12/28/2021	37.27	39.10	1.83	691.07
RW-81	728.83	01/27/2022	37.92	38.66	0.74	690.71
RW-81	728.83	02/24/2022	37.97	39.45	1.48	690.46
RW-82						
RW-82	726.16	09/23/2021	ND	37.84	0.00	688.32
RW-82	726.16	10/06/2021	ND	38.50	0.00	687.66
RW-82	726.16	10/12/2021	ND	38.69	0.00	687.47
RW-82	726.16	10/18/2021	ND	38.75	0.00	687.41
RW-82	726.16	10/27/2021	ND	38.47	0.00	687.69
RW-82	726.16	11/01/2021	ND	38.67	0.00	687.49
RW-82	726.16	11/15/2021	ND	39.81	0.00	686.35
RW-82	726.16	11/22/2021	ND	38.90	0.00	687.26
RW-82	726.16	11/30/2021	ND	39.10	0.00	687.06
RW-82	726.16	12/06/2021	ND	39.09	0.00	687.07
RW-82	726.16	12/13/2021	ND	39.25	0.00	686.91
RW-82	726.16	12/20/2021	ND	39.50	0.00	686.66
RW-82	726.16	12/28/2021	ND	39.55	0.00	686.61

Table 4
Summary of Recovery Well Gauging Data

Colonial Pipeline Company
2020-L1-SR2448
Huntersville, North Carolina

Well ID	Top Of Casing Elevation[1]	Date	Depth to Free Product (ft btoc)	Depth to Groundwater (ft btoc)	Free Product Thickness (ft)	Groundwater Elevation[2] (ft btoc)
RW-82	726.16	01/04/2022	ND	40.02	0.00	686.14
RW-82	726.16	01/10/2022	ND	40.19	0.00	685.97
RW-82	726.16	01/27/2022	ND	40.29	0.00	685.87
RW-82	726.16	01/31/2022	ND	40.46	0.00	685.70
RW-82	726.16	02/09/2022	ND	40.68	0.00	685.48
RW-82	726.16	02/14/2022	ND	40.93	0.00	685.23
RW-82	726.16	02/24/2022	ND	41.11	0.00	685.05
RW-82	726.16	02/28/2022	ND	41.24	0.00	684.92
RW-82	726.16	03/07/2022	ND	41.39	0.00	684.77
RW-82	726.16	03/14/2022	ND	41.59	0.00	684.57
RW-83						
RW-83	713.05	09/16/2021	ND	34.75	0.00	678.30
RW-83	713.05	09/23/2021	35.29	35.34	0.05	677.75
RW-83	713.05	10/06/2021	ARP	ARP	ARP	ARP
RW-83	713.05	10/27/2021	ND	37.02	0.00	676.03
RW-83	713.40	11/30/2021	ND	39.88	0.00	673.52
RW-83	713.40	12/28/2021	ND	40.38	0.00	673.02
RW-83	713.40	01/27/2022	ND	42.92	0.00	670.48
RW-83	713.40	02/24/2022	ND	41.06	0.00	672.34
RW-84						
RW-84	711.47	10/27/2021	32.32	44.02	11.70	676.02
RW-84	711.47	11/30/2021	36.11	42.04	5.93	673.77
RW-84	711.47	12/28/2021	36.95	42.45	5.50	673.05
RW-84	711.47	01/27/2022	37.68	42.25	4.57	672.57
RW-84	711.47	02/24/2022	38.08	41.37	3.29	672.51
RW-85						
RW-85	713.08	10/18/2021	29.83	40.68	10.85	680.34
RW-85	713.08	10/27/2021	29.78	37.38	7.60	681.26
RW-85	713.08	11/01/2021	30.09	37.62	7.53	680.97
RW-85	712.10	11/30/2021	32.24	33.73	1.49	679.46
RW-85	712.10	12/28/2021	32.96	34.66	1.70	678.68
RW-85	712.10	01/27/2022	34.00	35.90	1.90	677.59
RW-85	712.10	02/24/2022	34.81	36.60	1.79	676.81
RW-86						
RW-86	705.46	10/18/2021	26.60	30.29	3.69	677.88
RW-86	705.46	10/27/2021	25.00	33.54	8.54	678.18
RW-86	705.46	11/01/2021	25.29	33.91	8.62	677.87
RW-86	705.90	11/30/2021	28.92	30.32	1.40	676.60
RW-86	705.90	12/28/2021	29.28	30.65	1.37	676.25
RW-86	705.90	01/27/2022	29.54	30.74	1.20	676.04
RW-86	705.90	02/24/2022	29.82	31.19	1.37	675.71

Table 4
Summary of Recovery Well Gauging Data

Colonial Pipeline Company
2020-L1-SR2448
Huntersville, North Carolina

Well ID	Top Of Casing Elevation[1]	Date	Depth to Free Product (ft btoc)	Depth to Groundwater (ft btoc)	Free Product Thickness (ft)	Groundwater Elevation[2] (ft btoc)
RW-87						
RW-87	710.28	10/18/2021	30.20	46.71	16.51	675.66
RW-87	710.28	10/27/2021	29.46	42.98	13.52	677.20
RW-87	710.28	11/01/2021	30.25	43.21	12.96	676.56
RW-87	711.10	11/30/2021	34.47	40.71	6.24	674.96
RW-87	711.10	12/28/2021	35.33	41.29	5.96	674.18
RW-87	711.10	01/27/2022	36.55	40.63	4.08	673.46
RW-87	711.10	02/24/2022	37.06	40.31	3.25	673.17
RW-88						
RW-88	713.53	10/27/2021	31.77	37.10	5.33	680.34
RW-88	713.53	11/01/2021	32.29	37.06	4.77	679.97
RW-88	713.82	11/30/2021	35.05	38.57	3.52	677.83
RW-88	713.82	12/28/2021	36.12	38.53	2.41	677.05
RW-88	713.82	01/27/2022	37.40	38.56	1.16	676.11
RW-88	713.82	02/24/2022	38.08	38.53	0.45	675.62
RW-89						
RW-89	716.12	10/27/2021	32.11	38.57	6.46	682.28
RW-89	716.12	11/01/2021	32.16	39.39	7.23	682.03
RW-89	716.12	11/30/2021	34.87	39.09	4.22	680.12
RW-89	716.12	12/28/2021	36.17	39.81	3.64	678.98
RW-89	716.12	01/27/2022	38.00	40.10	2.10	677.56
RW-89	716.12	02/24/2022	39.11	40.46	1.35	676.65
RW-90						
RW-90	713.70	10/27/2021	29.12	38.55	9.43	682.06
RW-90	713.70	11/01/2021	29.36	38.82	9.46	681.81
RW-90	714.17	11/30/2021	31.96	38.15	6.19	680.55
RW-90	714.17	12/28/2021	32.89	38.70	5.81	679.73
RW-90	714.17	01/27/2022	34.37	39.12	4.75	678.53
RW-90	714.17	02/24/2022	35.49	39.61	4.12	677.58
RW-91						
RW-91	715.54	10/27/2021	28.78	38.74	9.96	684.09
RW-91	715.54	11/01/2021	28.94	39.11	10.17	683.88
RW-91	715.54	11/30/2021	31.60	38.46	6.86	682.10
RW-91	715.54	12/28/2021	32.53	38.95	6.42	681.29
RW-91	715.54	01/27/2022	34.15	39.10	4.95	680.07
RW-91	715.54	02/24/2022	35.98	39.07	3.09	678.73
RW-92						
RW-92	708.81	10/27/2021	ND	34.84	0.00	673.97
RW-92	708.81	11/01/2021	34.52	37.48	2.96	673.50
RW-92	708.81	11/30/2021	35.00	35.70	0.70	673.62
RW-92	708.81	12/28/2021	35.69	36.43	0.74	672.92
RW-92	708.81	01/27/2022	36.19	36.64	0.45	672.50
RW-92	708.81	02/24/2022	36.17	36.93	0.76	672.44

Table 4
Summary of Recovery Well Gauging Data

Colonial Pipeline Company
2020-L1-SR2448
Huntersville, North Carolina

Well ID	Top Of Casing Elevation[1]	Date	Depth to Free Product (ft btoc)	Depth to Groundwater (ft btoc)	Free Product Thickness (ft)	Groundwater Elevation[2] (ft btoc)
RW-93						
RW-93	711.48	11/22/2021	34.05	39.11	5.06	676.08
RW-93	711.48	11/30/2021	38.36	38.56	0.20	673.07
RW-93	711.48	12/28/2021	38.98	38.99	0.01	672.50
RW-93	711.48	01/27/2022	ND	39.35	0.00	672.13
RW-93	711.48	02/24/2022	ND	39.56	0.00	671.92
RW-94						
RW-94	716.88	11/30/2021	ND	42.56	0.00	674.32
RW-94	716.88	12/06/2021	44.80	45.02	0.22	672.02
RW-94	716.88	12/13/2021	44.90	45.21	0.31	671.90
RW-94	716.88	12/20/2021	45.20	45.63	0.43	671.56
RW-94	716.88	12/28/2021	ND	43.00	0.00	673.88
RW-94	716.88	01/04/2022	45.21	45.45	0.24	671.61
RW-94	716.88	01/27/2022	44.10	44.64	0.54	672.64
RW-94	717.38	02/24/2022	44.21	44.93	0.72	672.98
RW-95						
RW-95	723.61	11/30/2021	42.74	42.92	0.18	680.82
RW-95	723.61	12/06/2021	43.26	44.32	1.06	680.07
RW-95	723.61	12/13/2021	43.42	44.93	1.51	679.79
RW-95	723.61	12/20/2021	43.40	46.04	2.64	679.50
RW-95	723.61	12/28/2021	42.67	45.71	3.04	680.13
RW-95	723.61	01/04/2022	43.50	47.26	3.76	679.10
RW-95	723.61	01/27/2022	44.40	44.63	0.23	679.15
RW-95	723.83	02/24/2022	45.01	45.17	0.16	678.78
RW-96						
RW-96	723.09	11/13/2021	46.84	47.86	1.02	675.98
RW-96	723.09	12/06/2021	45.43	44.56	-0.87	677.89
RW-96	723.09	12/20/2021	47.25	47.30	0.05	675.83
RW-96	723.09	12/28/2021	45.67	45.70	0.03	677.41
RW-96	723.09	01/04/2022	47.61	47.63	0.02	675.47
RW-96	723.09	01/10/2022	46.00	46.09	0.09	677.07
RW-96	723.09	01/27/2022	45.32	45.89	0.57	677.62
RW-96	723.09	01/31/2022	44.46	45.37	0.91	678.39
RW-96	723.09	02/09/2022	44.54	45.76	1.22	678.22
RW-96	723.09	02/14/2022	45.81	47.02	1.21	676.96
RW-96	722.24	02/24/2022	45.67	46.55	0.88	676.33
RW-97						
RW-97	729.73	12/13/2021	44.78	50.00	5.22	683.55
RW-97	729.73	12/06/2021	44.71	49.19	4.48	683.82
RW-97	729.73	12/20/2021	44.81	50.49	5.68	683.40
RW-97	729.73	12/28/2021	44.62	46.87	2.25	684.51
RW-97	729.73	01/27/2022	45.43	47.75	2.32	683.68
RW-97	729.73	02/24/2022	46.46	47.86	1.40	682.90

Table 4
Summary of Recovery Well Gauging Data

Colonial Pipeline Company
2020-L1-SR2448
Huntersville, North Carolina

Well ID	Top Of Casing Elevation[1]	Date	Depth to Free Product (ft btoc)	Depth to Groundwater (ft btoc)	Free Product Thickness (ft)	Groundwater Elevation[2] (ft btoc)
RW-98						
RW-98	724.82	12/13/2021	43.99	47.82	3.83	679.81
RW-98	724.82	12/20/2021	44.39	47.53	3.14	679.59
RW-98	724.82	12/28/2021	44.40	45.43	1.03	680.14
RW-98	724.82	01/27/2022	45.59	46.73	1.14	678.92
RW-98	724.82	02/24/2022	46.24	47.29	1.05	678.30
RW-99						
RW-99	731.55	12/13/2021	48.51	48.89	0.38	682.94
RW-99	731.55	12/20/2021	45.25	45.63	0.38	686.20
RW-99	731.55	12/28/2021	45.35	45.73	0.38	686.10
RW-99	731.55	01/04/2022	45.65	45.98	0.33	685.81
RW-99	731.55	01/10/2022	46.04	46.38	0.34	685.42
RW-99	731.55	01/27/2022	46.24	46.60	0.36	685.21
RW-99	731.55	02/24/2022	46.60	46.65	0.05	684.94
RW-100						
RW-100	719.14	12/13/2021	31.15	45.18	14.03	684.24
RW-100	719.14	12/20/2021	31.45	45.15	13.70	684.02
RW-100	719.14	12/28/2021	33.51	41.96	8.45	683.37
RW-100	719.14	01/27/2022	36.96	40.88	3.92	681.13
RW-100	719.14	02/24/2022	37.96	41.66	3.70	680.19
RW-101						
RW-101	716.95	12/20/2021	32.90	41.34	8.44	681.79
RW-101	716.95	12/28/2021	32.87	40.46	7.59	682.05
RW-101	716.95	01/04/2022	34.60	41.57	6.97	680.48
RW-101	716.95	01/27/2022	35.31	40.45	5.14	680.26
RW-101	717.39	02/24/2022	36.97	40.75	3.78	679.41
RW-102						
RW-102	717.77	12/20/2021	33.73	42.16	8.43	681.78
RW-102	717.77	12/28/2021	33.92	41.17	7.25	681.91
RW-102	717.77	01/27/2022	35.84	41.05	5.21	680.54
RW-102	717.77	02/24/2022	37.33	41.02	3.69	679.45
RW-103						
RW-103	731.95	12/20/2021	46.30	47.05	0.75	685.45
RW-103	731.95	12/28/2021	46.22	47.53	1.31	685.38
RW-103	731.95	01/04/2022	46.49	48.30	1.81	684.98
RW-103	731.95	01/10/2022	46.87	48.52	1.65	684.64
RW-103	731.95	01/27/2022	47.34	49.00	1.66	684.17
RW-103	732.35	02/24/2022	48.49	49.86	1.37	683.49
RW-104						
RW-104	715.94	12/28/2021	32.10	39.70	7.60	681.81
RW-104	715.94	01/04/2022	31.69	39.11	7.42	682.26
RW-104	715.94	01/27/2022	32.72	36.81	4.09	682.13
RW-104	714.44	02/24/2022	34.53	36.66	2.13	679.34

Table 4
Summary of Recovery Well Gauging Data

Colonial Pipeline Company
2020-L1-SR2448
Huntersville, North Carolina

Well ID	Top Of Casing Elevation[1]	Date	Depth to Free Product (ft btoc)	Depth to Groundwater (ft btoc)	Free Product Thickness (ft)	Groundwater Elevation[2] (ft btoc)
RW-105						
RW-105	717.97	12/28/2021	34.02	38.12	4.10	682.85
RW-105	717.97	01/04/2022	34.35	40.31	5.96	682.03
RW-105	717.97	01/27/2022	36.20	37.68	1.48	681.37
RW-105	717.97	02/24/2022	37.67	38.35	0.68	680.12
RW-106						
RW-106	720.74	01/27/2022	Dry	Dry	Dry	Dry
RW-106	720.74	01/31/2022	30.34	31.34	1.00	690.13
RW-106	720.74	02/09/2022	31.11	31.44	0.33	689.54
RW-106	720.74	02/14/2022	ND	31.22	0.00	689.52
RW-106	720.74	02/24/2022	ND	31.15	0.00	689.59
RW-106	720.74	02/28/2022	ND	31.09	0.00	689.65
RW-106	720.74	03/07/2022	31.14	31.15	0.01	689.60
RW-106	720.74	03/14/2022	ND	31.17	0.00	689.57
RW-107						
RW-107	722.18	01/27/2022	Dry	Dry	Dry	Dry
RW-107	722.18	01/31/2022	Dry	Dry	Dry	Dry
RW-107	722.18	02/09/2022	ND	27.43	0.00	694.75
RW-107	722.18	02/14/2022	ND	27.44	0.00	694.74
RW-107	722.18	02/24/2022	Dry	Dry	Dry	Dry
RW-107	722.18	02/28/2022	Dry	Dry	Dry	Dry
RW-107	722.18	03/07/2022	Dry	Dry	Dry	Dry
RW-107	722.18	03/14/2022	ND	27.36	0.00	694.82
RW-108						
RW-108	722.19	01/27/2022	40.60	42.02	1.42	681.21
RW-108	722.19	01/31/2022	40.71	43.13	2.42	680.83
RW-108	722.19	02/09/2022	40.67	44.33	3.66	680.54
RW-108	722.19	02/14/2022	39.38	43.85	4.47	681.61
RW-108	721.54	02/24/2022	40.37	44.74	4.37	680.00
RW-109						
RW-109	715.96	01/27/2022	33.75	38.04	4.29	681.06
RW-109	715.96	01/31/2022	34.28	39.00	4.72	680.42
RW-109	715.96	02/09/2022	34.47	39.78	5.31	680.07
RW-109	715.96	02/14/2022	35.90	40.04	4.14	678.95
RW-109	716.96	02/24/2022	37.07	37.26	0.19	679.84
RW-110						
RW-110	709.91	01/27/2022	ND	32.71	0.00	677.20
RW-110	709.91	01/31/2022	32.64	37.50	4.86	675.97
RW-110	709.91	02/09/2022	32.81	33.07	0.26	677.03
RW-110	709.91	02/14/2022	32.98	33.52	0.54	676.79
RW-110	709.76	02/24/2022	33.53	34.21	0.68	676.05

Table 4
Summary of Recovery Well Gauging Data

Colonial Pipeline Company
2020-L1-SR2448
Huntersville, North Carolina

Well ID	Top Of Casing Elevation[1]	Date	Depth to Free Product (ft btoc)	Depth to Groundwater (ft btoc)	Free Product Thickness (ft)	Groundwater Elevation[2] (ft btoc)
RW-111						
RW-111		01/31/2022	39.34	39.76	0.42	--
RW-111		02/09/2022	39.31	40.30	0.99	--
RW-111		02/14/2022	39.35	40.66	1.31	--
RW-111	729.91	02/24/2022	39.02	43.42	4.40	689.71
RW-112						
RW-112		02/09/2022	53.60	59.08	5.48	--
RW-112		02/14/2022	53.27	59.95	6.68	--
RW-112	740.74	02/24/2022	55.57	56.43	0.86	684.94
RW-113						
RW-113	732.87	02/24/2022	Dry	Dry	Dry	Dry
RW-113	732.87	03/07/2022	ND	40.39	0.00	692.48
RW-113	732.87	03/14/2022	Dry	Dry	Dry	Dry
RW-114						
RW-114	737.93	02/24/2022	48.38	NW	#VALUE!	#VALUE!
RW-114	737.93	02/28/2022	48.67	50.50	1.83	688.77
RW-114	737.93	03/07/2022	46.25	47.87	1.62	691.25
RW-114	737.93	03/14/2022	46.39	47.87	1.48	691.14
RW-115						
RW-115	727.62	02/28/2022	ND	34.16	0.00	693.46
RW-115	727.62	03/07/2022	ND	34.16	0.00	693.46
RW-115	727.62	03/14/2022	ND	51.25	0.00	676.37
RW-116						
RW-116		03/07/2022	ND	51.55	0.00	--
Hydraulic Control Wells						
HCW-01						
HCW-01	742.48	01/19/2021	ND	50.90	0.00	691.58
HCW-01	742.48	01/25/2021	ND	50.86	0.00	691.62
HCW-01	742.48	02/01/2021	50.14	52.59	2.45	691.69
HCW-01	742.48	02/08/2021	50.35	53.38	3.03	691.32
HCW-01	742.48	02/16/2021	50.02	53.08	3.06	691.64
HCW-01	742.48	02/22/2021	50.00	53.09	3.09	691.65
HCW-01	742.48	03/04/2021	49.90	53.14	3.24	691.71
HCW-01	742.48	03/08/2021	50.16	53.45	3.29	691.44
HCW-01	742.48	03/11/2021	50.10	53.34	3.24	691.51
HCW-01	742.48	03/15/2021	50.08	53.38	3.30	691.52
HCW-01	742.48	03/22/2021	50.09	53.19	3.10	691.56
HCW-01	742.48	04/01/2021	50.05	53.10	3.05	691.61
HCW-01	742.48	04/12/2021	ARP	ARP	ARP	ARP
HCW-01	742.48	04/19/2021	ARP	ARP	ARP	ARP
HCW-01	742.48	04/29/2021	50.81	51.58	0.77	691.46
HCW-01	742.48	05/03/2021	ARP	ARP	ARP	ARP
HCW-01	742.48	05/10/2021	ARP	ARP	ARP	ARP
HCW-01	742.48	05/26/2021	50.86	51.37	0.51	691.48

Table 4
Summary of Recovery Well Gauging Data

Colonial Pipeline Company
2020-L1-SR2448
Huntersville, North Carolina

Well ID	Top Of Casing Elevation[1]	Date	Depth to Free Product (ft btoc)	Depth to Groundwater (ft btoc)	Free Product Thickness (ft)	Groundwater Elevation[2] (ft btoc)
HCW-01	742.48	06/09/2021	50.90	51.66	0.76	691.38
HCW-01	742.48	07/01/2021	51.17	51.40	0.23	691.25
HCW-01	742.48	07/14/2021	51.32	51.44	0.12	691.13
HCW-01	742.48	07/28/2021	51.55	51.88	0.33	690.84
HCW-01	742.48	08/26/2021	52.10	52.50	0.40	690.27
HCW-01	742.48	09/16/2021	52.63	52.76	0.13	689.82
HCW-01	742.48	09/23/2021	52.75	52.82	0.07	689.71
HCW-01	742.48	10/12/2021	ARP	ARP	ARP	ARP
HCW-01	742.48	10/27/2021	53.42	53.68	0.26	688.99
HCW-01	742.48	11/30/2021	54.18	54.77	0.59	688.14
HCW-01	742.48	12/06/2021	ARP	ARP	ARP	ARP
HCW-01	742.48	12/13/2021	ARP	ARP	ARP	ARP
HCW-01	742.48	12/20/2021	ARP	ARP	ARP	ARP
HCW-01	742.48	12/28/2021	54.84	55.21	0.37	687.54
HCW-01	742.48	01/04/2022	ARP	ARP	ARP	ARP
HCW-01	742.48	01/10/2022	ARP	ARP	ARP	ARP
HCW-01	742.48	01/27/2022	ND	55.48	0.00	687.00
HCW-01	742.48	02/24/2022	ND	56.13	0.00	686.35
HCW-02						
HCW-02	744.96	01/19/2021	ND	53.12	0.00	691.84
HCW-02	744.96	01/25/2021	ND	53.12	0.00	691.84
HCW-02	744.96	02/01/2021	ND	53.03	0.00	691.93
HCW-02	744.96	02/08/2021	ND	53.39	0.00	691.57
HCW-02	744.96	02/16/2021	ND	53.09	0.00	691.87
HCW-02	744.96	02/22/2021	ND	53.11	0.00	691.85
HCW-02	744.96	03/04/2021	ND	53.10	0.00	691.86
HCW-02	744.96	03/08/2021	ND	53.15	0.00	691.81
HCW-02	744.96	03/15/2021	ND	53.26	0.00	691.70
HCW-02	744.96	03/22/2021	ND	53.15	0.00	691.81
HCW-02	744.96	04/01/2021	ND	53.17	0.00	691.79
HCW-02	744.96	04/12/2021	ND	53.28	0.00	691.68
HCW-02	744.96	04/19/2021	ND	53.35	0.00	691.61
HCW-02	744.96	04/29/2021	ND	53.14	0.00	691.82
HCW-02	744.96	05/03/2021	ND	53.23	0.00	691.73
HCW-02	744.96	05/10/2021	ND	53.41	0.00	691.55
HCW-02	744.96	05/18/2021	ND	53.33	0.00	691.63
HCW-02	744.96	05/26/2021	ND	53.14	0.00	691.82
HCW-02	744.96	05/31/2021	ND	53.27	0.00	691.69
HCW-02	744.96	06/07/2021	ND	53.32	0.00	691.64
HCW-02	744.96	06/14/2021	ND	53.16	0.00	691.80
HCW-02	744.96	06/21/2021	ND	53.44	0.00	691.52
HCW-02	744.96	07/01/2021	ND	53.37	0.00	691.59
HCW-02	744.96	07/06/2021	ND	53.57	0.00	691.39
HCW-02	744.96	07/14/2021	ND	43.56	0.00	701.40

Table 4
Summary of Recovery Well Gauging Data

Colonial Pipeline Company
2020-L1-SR2448
Huntersville, North Carolina

Well ID	Top Of Casing Elevation[1]	Date	Depth to Free Product (ft btoc)	Depth to Groundwater (ft btoc)	Free Product Thickness (ft)	Groundwater Elevation[2] (ft btoc)
HCW-02	744.96	07/28/2021	ND	53.73	0.00	691.23
HCW-02	744.96	08/02/2021	ND	54.09	0.00	690.87
HCW-02	744.96	08/16/2021	ND	54.16	0.00	690.80
HCW-02	744.96	08/26/2021	ND	54.27	0.00	690.69
HCW-02	744.96	08/30/2021	ND	54.76	0.00	690.20
HCW-02	744.96	09/14/2021	ND	55.04	0.00	689.92
HCW-02	744.96	09/23/2021	ND	54.94	0.00	690.02
HCW-02	744.96	10/06/2021	ND	55.59	0.00	689.37
HCW-02	744.96	10/12/2021	ND	55.57	0.00	689.39
HCW-02	744.96	10/18/2021	ND	55.73	0.00	689.23
HCW-02	744.96	10/27/2021	ND	55.67	0.00	689.29
HCW-02	744.96	11/01/2021	ND	55.92	0.00	689.04
HCW-02	744.96	11/15/2021	ND	56.46	0.00	688.50
HCW-02	744.96	11/22/2021	ND	56.62	0.00	688.34
HCW-02	744.96	11/30/2021	ND	56.59	0.00	688.37
HCW-02	744.96	12/06/2021	ND	56.75	0.00	688.21
HCW-02	744.96	12/13/2021	ND	57.08	0.00	687.88
HCW-02	744.96	12/20/2021	ND	57.30	0.00	687.66
HCW-02	744.96	12/28/2021	ND	57.09	0.00	687.87
HCW-02	744.96	01/04/2022	ND	57.70	0.00	687.26
HCW-02	744.96	01/10/2022	ND	58.49	0.00	686.47
HCW-02	744.96	01/27/2022	ND	57.63	0.00	687.33
HCW-02	744.96	01/31/2022	ND	57.86	0.00	687.10
HCW-02	744.96	02/09/2022	ND	58.35	0.00	686.61
HCW-02	744.96	02/14/2022	ND	58.52	0.00	686.44
HCW-02	744.96	02/24/2022	ND	58.36	0.00	686.60
HCW-02	744.96	02/28/2022	ND	58.57	0.00	686.39
HCW-02	744.96	03/07/2022	ND	58.66	0.00	686.30
HCW-02	744.96	03/14/2022	ND	58.64	0.00	686.32
HCW-03						
HCW-03	745.48	01/19/2021	ND	53.85	0.00	691.63
HCW-03	745.48	01/25/2021	ND	53.78	0.00	691.70
HCW-03	745.48	02/01/2021	ND	53.72	0.00	691.76
HCW-03	745.48	02/08/2021	ND	54.08	0.00	691.40
HCW-03	745.48	02/16/2021	ND	53.29	0.00	692.19
HCW-03	745.48	02/22/2021	ND	53.78	0.00	691.70
HCW-03	745.48	03/04/2021	ND	53.78	0.00	691.70
HCW-03	745.48	03/08/2021	ND	53.94	0.00	691.54
HCW-03	745.48	03/15/2021	53.89	53.92	0.03	691.58
HCW-03	745.48	03/22/2021	53.84	53.91	0.07	691.62
HCW-03	745.48	04/01/2021	53.78	53.86	0.08	691.68
HCW-03	745.48	04/12/2021	53.92	54.01	0.09	691.54
HCW-03	745.48	04/19/2021	53.94	54.04	0.10	691.51
HCW-03	745.48	04/29/2021	53.75	53.79	0.04	691.72

Table 4
Summary of Recovery Well Gauging Data

Colonial Pipeline Company
2020-L1-SR2448
Huntersville, North Carolina

Well ID	Top Of Casing Elevation[1]	Date	Depth to Free Product (ft btoc)	Depth to Groundwater (ft btoc)	Free Product Thickness (ft)	Groundwater Elevation[2] (ft btoc)
HCW-03	745.48	05/03/2021	53.88	53.91	0.03	691.59
HCW-03	745.48	05/10/2021	54.00	54.02	0.02	691.47
HCW-03	745.48	05/18/2021	54.00	54.03	0.03	691.47
HCW-03	745.48	05/26/2021	ND	53.77	0.00	691.71
HCW-03	745.48	05/31/2021	ND	54.02	0.00	691.46
HCW-03	745.48	06/07/2021	54.08	54.11	0.03	691.39
HCW-03	745.48	06/14/2021	ND	53.79	0.00	691.69
HCW-03	745.48	06/21/2021	54.05	54.08	0.03	691.42
HCW-03	745.48	07/01/2021	54.08	54.12	0.04	691.39
HCW-03	745.48	07/06/2021	54.26	54.29	0.03	691.21
HCW-03	745.48	07/14/2021	54.21	54.29	0.08	691.25
HCW-03	745.48	07/28/2021	54.44	54.48	0.04	691.03
HCW-03	745.48	08/02/2021	54.81	54.84	0.03	690.66
HCW-03	745.48	08/16/2021	54.89	54.92	0.03	690.58
HCW-03	745.48	08/26/2021	ND	53.70	0.00	691.78
HCW-03	745.48	09/16/2021	ND	54.18	0.00	691.30
HCW-03	745.48	09/23/2021	ND	54.30	0.00	691.18
HCW-03	745.48	10/12/2021	ARP	ARP	ARP	ARP
HCW-03	745.48	10/27/2021	ND	55.01	0.00	690.47
HCW-03	744.22	11/30/2021	ND	55.85	0.00	688.37
HCW-03	744.22	12/06/2021	ARP	ARP	ARP	ARP
HCW-03	744.22	12/13/2021	ARP	ARP	ARP	ARP
HCW-03	744.22	12/20/2021	ARP	ARP	ARP	ARP
HCW-03	744.22	12/28/2021	ND	56.36	0.00	687.86
HCW-03	744.22	01/04/2022	ARP	ARP	ARP	ARP
HCW-03	744.22	01/10/2022	ARP	ARP	ARP	ARP
HCW-03	744.22	01/27/2022	ND	57.02	0.00	687.20
HCW-03	744.22	02/24/2022	ND	57.70	0.00	686.52
HCW-04						
HCW-04	746.00	01/19/2021	ND	54.43	0.00	691.57
HCW-04	746.00	01/25/2021	ND	54.39	0.00	691.61
HCW-04	746.00	02/01/2021	ND	54.29	0.00	691.71
HCW-04	746.00	02/08/2021	ND	54.64	0.00	691.36
HCW-04	746.00	02/16/2021	ND	54.34	0.00	691.66
HCW-04	746.00	02/22/2021	ND	54.34	0.00	691.66
HCW-04	746.00	03/04/2021	ND	54.33	0.00	691.67
HCW-04	746.00	03/08/2021	ND	52.43	0.00	693.57
HCW-04	746.00	03/15/2021	ND	54.56	0.00	691.44
HCW-04	746.00	03/22/2021	ND	54.43	0.00	691.57
HCW-04	746.00	04/01/2021	ND	54.43	0.00	691.57
HCW-04	746.00	04/12/2021	ND	54.51	0.00	691.49
HCW-04	746.00	04/19/2021	ND	54.61	0.00	691.39
HCW-04	746.00	04/29/2021	ND	54.42	0.00	691.58
HCW-04	746.00	05/03/2021	ND	54.51	0.00	691.49

Table 4
Summary of Recovery Well Gauging Data

Colonial Pipeline Company
2020-L1-SR2448
Huntersville, North Carolina

Well ID	Top Of Casing Elevation[1]	Date	Depth to Free Product (ft btoc)	Depth to Groundwater (ft btoc)	Free Product Thickness (ft)	Groundwater Elevation[2] (ft btoc)
HCW-04	746.00	05/10/2021	ND	54.60	0.00	691.40
HCW-04	746.00	05/18/2021	ND	54.60	0.00	691.40
HCW-04	746.00	05/26/2021	ND	54.43	0.00	691.57
HCW-04	746.00	05/31/2021	ND	54.63	0.00	691.37
HCW-04	746.00	06/07/2021	ND	54.70	0.00	691.30
HCW-04	746.00	06/14/2021	ND	54.47	0.00	691.53
HCW-04	746.00	06/21/2021	ND	54.74	0.00	691.26
HCW-04	746.00	07/01/2021	ND	54.77	0.00	691.23
HCW-04	746.00	07/06/2021	ND	55.01	0.00	690.99
HCW-04	746.00	07/14/2021	ND	54.93	0.00	691.07
HCW-04	746.00	07/28/2021	ND	55.10	0.00	690.90
HCW-04	746.00	08/02/2021	ND	55.42	0.00	690.58
HCW-04	746.00	08/16/2021	ND	55.50	0.00	690.50
HCW-04	746.00	08/26/2021	ND	55.63	0.00	690.37
HCW-04	746.00	08/30/2021	ND	55.12	0.00	690.88
HCW-04	746.00	09/14/2021	ND	56.40	0.00	689.60
HCW-04	746.00	09/23/2021	ND	56.31	0.00	689.69
HCW-04	746.00	10/06/2021	ND	56.96	0.00	689.04
HCW-04	746.00	10/12/2021	ND	56.97	0.00	689.03
HCW-04	746.00	10/18/2021	ND	57.09	0.00	688.91
HCW-04	746.00	10/27/2021	ND	57.06	0.00	688.94
HCW-04	746.00	11/01/2021	ND	57.28	0.00	688.72
HCW-04	746.00	11/15/2021	ND	57.96	0.00	688.04
HCW-04	746.00	11/22/2021	ND	58.01	0.00	687.99
HCW-04	746.00	11/30/2021	ND	58.02	0.00	687.98
HCW-04	746.00	12/06/2021	ND	58.21	0.00	687.79
HCW-04	746.00	12/13/2021	ND	58.54	0.00	687.46
HCW-04	746.00	12/20/2021	ND	58.70	0.00	687.30
HCW-04	746.00	12/28/2021	ND	58.50	0.00	687.50
HCW-04	746.00	01/04/2022	ND	59.15	0.00	686.85
HCW-04	746.00	01/10/2022	ND	58.95	0.00	687.05
HCW-04	746.00	01/27/2022	ND	59.03	0.00	686.97
HCW-04	746.00	01/31/2022	ND	59.30	0.00	686.70
HCW-04	746.00	02/09/2022	ND	59.72	0.00	686.28
HCW-04	746.00	02/14/2022	ND	59.92	0.00	686.08
HCW-04	746.00	02/24/2022	ND	59.79	0.00	686.21
HCW-04	746.00	02/28/2022	ND	60.09	0.00	685.91
HCW-04	746.00	03/07/2022	ND	60.19	0.00	685.81
HCW-04	746.00	03/14/2022	ND	60.04	0.00	685.96
HCW-05						
HCW-05	743.82	01/19/2021	ND	52.22	0.00	691.60
HCW-05	743.82	01/25/2021	ND	52.18	0.00	691.64
HCW-05	743.82	02/01/2021	ND	52.07	0.00	691.75
HCW-05	743.82	02/08/2021	ND	52.44	0.00	691.38

Table 4
Summary of Recovery Well Gauging Data

Colonial Pipeline Company
2020-L1-SR2448
Huntersville, North Carolina

Well ID	Top Of Casing Elevation[1]	Date	Depth to Free Product (ft btoc)	Depth to Groundwater (ft btoc)	Free Product Thickness (ft)	Groundwater Elevation[2] (ft btoc)
HCW-05	743.82	02/16/2021	ND	52.12	0.00	691.70
HCW-05	743.82	02/02/2021	ND	52.13	0.00	691.69
HCW-05	743.82	03/04/2021	ND	52.11	0.00	691.71
HCW-05	743.82	03/08/2021	ND	52.22	0.00	691.60
HCW-05	743.82	03/15/2021	ND	52.36	0.00	691.46
HCW-05	743.82	03/22/2021	ND	52.24	0.00	691.58
HCW-05	743.82	04/01/2021	ND	52.24	0.00	691.58
HCW-05	743.82	04/12/2021	ND	52.30	0.00	691.52
HCW-05	743.82	04/19/2021	ND	52.42	0.00	691.40
HCW-05	743.82	04/29/2021	ND	52.24	0.00	691.58
HCW-05	743.82	05/03/2021	ND	52.31	0.00	691.51
HCW-05	743.82	05/10/2021	ND	52.41	0.00	691.41
HCW-05	743.82	05/18/2021	ND	52.41	0.00	691.41
HCW-05	743.82	05/26/2021	ND	52.23	0.00	691.59
HCW-05	743.82	05/31/2021	ND	52.45	0.00	691.37
HCW-05	743.82	06/07/2021	ND	52.51	0.00	691.31
HCW-05	743.82	06/14/2021	ND	52.28	0.00	691.54
HCW-05	743.82	06/21/2021	ND	57.60	0.00	686.22
HCW-05	743.82	07/01/2021	ND	52.57	0.00	691.25
HCW-05	743.82	07/06/2021	ND	52.88	0.00	690.94
HCW-05	743.82	07/14/2021	ND	52.76	0.00	691.06
HCW-05	743.82	07/28/2021	ND	52.44	0.00	691.38
HCW-05	743.82	08/02/2021	ND	53.29	0.00	690.53
HCW-05	743.82	08/16/2021	ND	53.74	0.00	690.08
HCW-05	743.82	08/26/2021	53.45	53.46	0.01	690.37
HCW-05	743.82	08/30/2021	53.93	53.93	0.00	689.89
HCW-05	743.82	09/14/2021	29.05	30.45	1.40	714.40
HCW-05	743.82	09/23/2021	ND	54.08	0.00	689.74
HCW-05	743.82	10/06/2021	ND	54.72	0.00	689.10
HCW-05	743.82	10/12/2021	ND	54.81	0.00	689.01
HCW-05	743.82	10/18/2021	ND	54.89	0.00	688.93
HCW-05	743.82	10/27/2021	ND	54.82	0.00	689.00
HCW-05	743.82	11/01/2021	ND	55.06	0.00	688.76
HCW-05	743.82	11/15/2021	ND	55.62	0.00	688.20
HCW-05	743.82	11/22/2021	ND	55.91	0.00	687.91
HCW-05	743.82	11/30/2021	ND	55.88	0.00	687.94
HCW-05	743.82	12/06/2021	56.12	56.13	0.01	687.70
HCW-05	743.82	12/13/2021	ND	57.42	0.00	686.40
HCW-05	743.82	12/20/2021	ND	56.60	0.00	687.22
HCW-05	743.82	12/28/2021	ND	56.35	0.00	687.47
HCW-05	743.82	01/04/2022	ND	57.01	0.00	686.81
HCW-05	743.82	01/10/2022	ND	56.81	0.00	687.01
HCW-05	743.82	01/27/2022	ND	56.86	0.00	686.96
HCW-05	743.82	01/31/2022	ND	57.50	0.00	686.32

Table 4
Summary of Recovery Well Gauging Data

Colonial Pipeline Company
2020-L1-SR2448
Huntersville, North Carolina

Well ID	Top Of Casing Elevation[1]	Date	Depth to Free Product (ft btoc)	Depth to Groundwater (ft btoc)	Free Product Thickness (ft)	Groundwater Elevation[2] (ft btoc)
HCW-05	743.82	02/09/2022	ND	57.58	0.00	686.24
HCW-05	743.82	02/14/2022	ND	57.46	0.00	686.36
HCW-05	743.82	02/24/2022	ND	57.63	0.00	686.19
HCW-05	743.82	02/28/2022	ND	57.96	0.00	685.86
HCW-05	743.82	03/07/2022	ND	57.96	0.00	685.86
HCW-05	743.82	03/14/2022	ND	57.85	0.00	685.97
HCW-06						
HCW-06	743.70	01/19/2021	ND	52.10	0.00	691.60
HCW-06	743.70	01/25/2021	51.34	52.15	0.81	692.14
HCW-06	743.70	02/01/2021	51.81	52.19	0.38	691.79
HCW-06	743.70	02/08/2021	51.94	53.38	1.44	691.37
HCW-06	743.70	02/16/2021	51.59	52.88	1.29	691.76
HCW-06	743.70	02/22/2021	51.58	52.79	1.21	691.80
HCW-06	743.70	03/04/2021	51.53	52.71	1.18	691.85
HCW-06	743.70	03/08/2021	51.84	53.22	1.38	691.49
HCW-06	743.70	03/15/2021	51.91	53.25	1.34	691.43
HCW-06	743.70	03/22/2021	51.80	53.03	1.23	691.57
HCW-06	743.70	04/01/2021	51.72	52.96	1.24	691.65
HCW-06	743.70	04/12/2021	51.87	53.14	1.27	691.49
HCW-06	743.70	04/19/2021	51.91	53.24	1.33	691.43
HCW-06	743.70	04/29/2021	51.73	52.90	1.17	691.66
HCW-06	743.70	05/03/2021	51.85	53.09	1.24	691.52
HCW-06	743.70	05/10/2021	51.91	53.22	1.31	691.44
HCW-06	743.70	05/18/2021	51.98	53.28	1.30	691.37
HCW-06	743.70	05/26/2021	52.26	54.69	2.43	690.79
HCW-06	743.70	06/09/2021	52.63	54.29	1.66	690.63
HCW-06	743.70	07/01/2021	53.04	54.02	0.98	690.40
HCW-06	743.70	07/14/2021	53.13	54.28	1.15	690.26
HCW-06	743.70	07/28/2021	53.59	53.87	0.28	690.04
HCW-06	743.70	08/26/2021	54.19	54.23	0.04	689.50
HCW-06	743.70	09/16/2021	ND	54.71	0.00	688.99
HCW-06	743.70	09/23/2021	ND	54.84	0.00	688.86
HCW-06	743.70	10/12/2021	ARP	ARP	ARP	ARP
HCW-06	743.70	10/27/2021	ND	55.57	0.00	688.13
HCW-06	743.70	11/30/2021	ND	56.47	0.00	687.23
HCW-06	743.70	12/06/2021	ARP	ARP	ARP	ARP
HCW-06	743.70	12/13/2021	ARP	ARP	ARP	ARP
HCW-06	743.70	12/20/2021	ARP	ARP	ARP	ARP
HCW-06	743.70	12/28/2021	ND	57.09	0.00	686.61
HCW-06	743.70	01/04/2022	ARP	ARP	ARP	ARP
HCW-06	743.70	01/10/2022	ARP	ARP	ARP	ARP
HCW-06	743.70	01/27/2022	ND	57.59	0.00	686.11
HCW-06	743.70	02/24/2022	ND	58.32	0.00	685.38

Table 4
Summary of Recovery Well Gauging Data

Colonial Pipeline Company
2020-L1-SR2448
Huntersville, North Carolina

Well ID	Top Of Casing Elevation[1]	Date	Depth to Free Product (ft btoc)	Depth to Groundwater (ft btoc)	Free Product Thickness (ft)	Groundwater Elevation[2] (ft btoc)
HCW-07						
HCW-07	742.86	01/19/2021	ND	51.23	0.00	691.63
HCW-07	742.86	01/25/2021	ND	51.13	0.00	691.73
HCW-07	742.86	02/01/2021	ND	51.00	0.00	691.86
HCW-07	742.86	02/08/2021	50.59	53.80	3.21	691.41
HCW-07	742.86	02/16/2021	49.92	53.99	4.07	691.85
HCW-07	742.86	02/22/2021	49.94	53.92	3.98	691.85
HCW-07	742.86	03/04/2021	49.86	53.84	3.98	691.93
HCW-07	742.86	03/08/2021	50.18	54.24	4.06	691.59
HCW-07	742.86	03/15/2021	50.32	54.43	4.11	691.44
HCW-07	742.86	03/22/2021	50.22	54.12	3.90	691.60
HCW-07	742.86	04/01/2021	50.19	53.82	3.63	691.70
HCW-07	742.86	04/12/2021	50.45	53.93	3.48	691.48
HCW-07	742.86	04/19/2021	50.55	53.76	3.21	691.45
HCW-07	742.86	04/29/2021	50.38	53.24	2.86	691.71
HCW-07	742.86	05/03/2021	50.54	53.37	2.83	691.56
HCW-07	742.86	05/10/2021	50.68	53.35	2.67	691.47
HCW-07	742.86	05/18/2021	50.79	53.32	2.53	691.39
HCW-07	742.86	05/26/2021	51.41	53.67	2.26	690.85
HCW-07	742.86	06/09/2021	51.91	52.98	1.07	690.66
HCW-07	742.86	07/01/2021	52.31	53.06	0.75	690.35
HCW-07	742.86	07/14/2021	52.43	53.14	0.71	690.24
HCW-07	742.86	07/28/2021	52.64	53.47	0.83	690.00
HCW-07	742.86	08/26/2021	53.15	54.15	1.00	689.44
HCW-07	742.86	09/16/2021	53.82	54.19	0.37	688.94
HCW-07	742.86	09/23/2021	53.95	54.30	0.35	688.82
HCW-07	742.86	10/12/2021	ARP	ARP	ARP	ARP
HCW-07	742.86	10/27/2021	54.51	55.60	1.09	688.06
HCW-07	742.86	11/30/2021	55.53	56.30	0.77	687.12
HCW-07	742.86	12/06/2021	ARP	ARP	ARP	ARP
HCW-07	742.86	12/13/2021	ARP	ARP	ARP	ARP
HCW-07	742.86	12/20/2021	ARP	ARP	ARP	ARP
HCW-07	742.86	12/28/2021	56.31	56.39	0.08	686.53
HCW-07	742.86	01/04/2022	ARP	ARP	ARP	ARP
HCW-07	742.86	01/10/2022	ARP	ARP	ARP	ARP
HCW-07	742.86	01/27/2022	ND	56.80	0.00	686.06
HCW-07	742.86	02/24/2022	ND	57.57	0.00	685.29
HCW-08						
HCW-08	742.96	01/19/2021	ND	51.42	0.00	691.54
HCW-08	742.96	01/25/2021	ND	51.20	0.00	691.76
HCW-08	742.96	02/01/2021	ND	51.07	0.00	691.89
HCW-08	742.96	02/08/2021	ND	51.54	0.00	691.42
HCW-08	742.96	02/16/2021	ND	51.16	0.00	691.80
HCW-08	742.96	02/22/2021	ND	51.16	0.00	691.80

Table 4
Summary of Recovery Well Gauging Data

Colonial Pipeline Company
2020-L1-SR2448
Huntersville, North Carolina

Well ID	Top Of Casing Elevation[1]	Date	Depth to Free Product (ft btoc)	Depth to Groundwater (ft btoc)	Free Product Thickness (ft)	Groundwater Elevation[2] (ft btoc)
HCW-08	742.96	03/04/2021	ND	51.12	0.00	691.84
HCW-08	742.96	03/08/2021	ND	51.28	0.00	691.68
HCW-08	742.96	03/15/2021	ND	51.63	0.00	691.33
HCW-08	742.96	03/22/2021	ND	51.40	0.00	691.56
HCW-08	742.96	04/01/2021	ND	51.33	0.00	691.63
HCW-08	742.96	04/12/2021	ND	51.55	0.00	691.41
HCW-08	742.96	04/19/2021	ND	51.67	0.00	691.29
HCW-08	742.96	04/29/2021	ND	51.34	0.00	691.62
HCW-08	742.96	05/03/2021	ND	51.48	0.00	691.48
HCW-08	742.96	05/10/2021	ND	51.54	0.00	691.42
HCW-08	742.96	05/18/2021	ND	51.61	0.00	691.35
HCW-08	742.96	05/26/2021	ND	51.38	0.00	691.58
HCW-08	742.96	06/07/2021	ND	51.85	0.00	691.11
HCW-08	742.96	06/14/2021	ND	51.47	0.00	691.49
HCW-08	742.96	06/21/2021	ND	52.03	0.00	690.93
HCW-08	742.96	07/01/2021	ND	51.83	0.00	691.13
HCW-08	742.96	07/06/2021	ND	52.37	0.00	690.59
HCW-08	742.96	07/14/2021	ND	52.01	0.00	690.95
HCW-08	742.96	07/28/2021	ND	52.19	0.00	690.77
HCW-08	742.96	08/02/2021	ND	52.72	0.00	690.24
HCW-08	742.96	08/16/2021	ND	52.76	0.00	690.20
HCW-08	742.96	08/26/2021	ND	52.70	0.00	690.26
HCW-08	742.96	08/30/2021	ND	53.23	0.00	689.73
HCW-08	742.96	09/14/2021	ND	53.61	0.00	689.35
HCW-08	742.96	09/23/2021	ND	53.91	0.00	689.05
HCW-08	742.96	10/06/2021	ND	54.38	0.00	688.58
HCW-08	742.96	10/12/2021	ND	54.25	0.00	688.71
HCW-08	742.96	10/18/2021	ND	54.45	0.00	688.51
HCW-08	742.96	10/27/2021	ND	54.18	0.00	688.78
HCW-08	742.96	11/01/2021	54.63	54.69	0.06	688.31
HCW-08	743.65	11/30/2021	ND	55.72	0.00	687.93
HCW-08	743.65	12/06/2021	ARP	ARP	ARP	ARP
HCW-08	743.65	12/13/2021	ARP	ARP	ARP	ARP
HCW-08	743.65	12/20/2021	ARP	ARP	ARP	ARP
HCW-08	743.65	12/28/2021	ND	56.33	0.00	687.32
HCW-08	743.65	01/04/2022	ARP	ARP	ARP	ARP
HCW-08	743.65	01/10/2022	ARP	ARP	ARP	ARP
HCW-08	743.65	01/27/2022	ND	56.77	0.00	686.88
HCW-08	743.65	02/24/2022	ND	57.57	0.00	686.08
HCW-09						
HCW-09	744.49	01/19/2021	ND	52.70	0.00	691.79
HCW-09	744.49	01/25/2021	ND	52.50	0.00	691.99
HCW-09	744.49	02/01/2021	ND	52.36	0.00	692.13
HCW-09	744.49	02/08/2021	ND	53.03	0.00	691.46

Table 4
Summary of Recovery Well Gauging Data

Colonial Pipeline Company
2020-L1-SR2448
Huntersville, North Carolina

Well ID	Top Of Casing Elevation[1]	Date	Depth to Free Product (ft btoc)	Depth to Groundwater (ft btoc)	Free Product Thickness (ft)	Groundwater Elevation[2] (ft btoc)
HCW-09	744.49	02/16/2021	ND	52.66	0.00	691.83
HCW-09	744.49	02/22/2021	ND	52.65	0.00	691.84
HCW-09	744.49	03/04/2021	ND	52.57	0.00	691.92
HCW-09	744.49	03/08/2021	ND	52.82	0.00	691.67
HCW-09	744.49	03/15/2021	ND	53.20	0.00	691.29
HCW-09	744.49	03/22/2021	ND	53.02	0.00	691.47
HCW-09	744.49	04/01/2021	ND	52.89	0.00	691.60
HCW-09	744.49	04/12/2021	ND	53.21	0.00	691.28
HCW-09	744.49	04/19/2021	ND	53.32	0.00	691.17
HCW-09	744.49	04/29/2021	ND	52.91	0.00	691.58
HCW-09	744.49	05/03/2021	ND	52.89	0.00	691.60
HCW-09	744.49	05/10/2021	ND	52.97	0.00	691.52
HCW-09	744.49	05/18/2021	ND	53.14	0.00	691.35
HCW-09	744.49	05/26/2021	ND	52.89	0.00	691.60
HCW-09	744.49	06/07/2021	ND	53.60	0.00	690.89
HCW-09	744.49	06/14/2021	ND	53.00	0.00	691.49
HCW-09	744.49	06/21/2021	ND	53.79	0.00	690.70
HCW-09	744.49	07/01/2021	ND	53.53	0.00	690.96
HCW-09	744.49	07/06/2021	ND	54.23	0.00	690.26
HCW-09	744.49	07/14/2021	ND	53.69	0.00	690.80
HCW-09	744.49	07/28/2021	ND	53.98	0.00	690.51
HCW-09	744.49	08/02/2021	ND	54.60	0.00	689.89
HCW-09	744.49	08/16/2021	ND	54.61	0.00	689.88
HCW-09	744.49	08/26/2021	ND	54.36	0.00	690.13
HCW-09	744.49	08/30/2021	ND	55.15	0.00	689.34
HCW-09	744.49	09/14/2021	ND	55.56	0.00	688.93
HCW-09	744.49	09/23/2021	ND	55.14	0.00	689.35
HCW-09	744.49	10/06/2021	ND	56.46	0.00	688.03
HCW-09	744.49	10/12/2021	ND	56.32	0.00	688.17
HCW-09	744.49	10/18/2021	ND	56.53	0.00	687.96
HCW-09	744.49	10/27/2021	ND	55.98	0.00	688.51
HCW-09	744.49	11/01/2021	ND	56.65	0.00	687.84
HCW-09	744.49	11/15/2021	ND	57.84	0.00	686.65
HCW-09	744.49	11/22/2021	ND	58.00	0.00	686.49
HCW-09	744.49	11/30/2021	ND	57.08	0.00	687.41
HCW-09	744.49	12/06/2021	ND	58.11	0.00	686.38
HCW-09	744.49	12/13/2021	ND	58.49	0.00	686.00
HCW-09	744.49	12/20/2021	ND	58.59	0.00	685.90
HCW-09	744.49	12/28/2021	ND	57.51	0.00	686.98
HCW-09	744.49	01/04/2022	ND	59.05	0.00	685.44
HCW-09	744.49	01/10/2022	ND	58.01	0.00	686.48
HCW-09	744.49	01/27/2022	ND	57.83	0.00	686.66
HCW-09	744.49	01/31/2022	ND	58.96	0.00	685.53
HCW-09	744.49	02/09/2022	ND	59.59	0.00	684.90

Table 4
Summary of Recovery Well Gauging Data

Colonial Pipeline Company
2020-L1-SR2448
Huntersville, North Carolina

Well ID	Top Of Casing Elevation[1]	Date	Depth to Free Product (ft btoc)	Depth to Groundwater (ft btoc)	Free Product Thickness (ft)	Groundwater Elevation[2] (ft btoc)
HCW-09	744.49	02/14/2022	ND	59.66	0.00	684.83
HCW-09	744.49	02/24/2022	ND	58.83	0.00	685.66
HCW-09	744.49	02/28/2022	ND	59.58	0.00	684.91
HCW-09	744.49	03/07/2022	ND	60.07	0.00	684.42
HCW-09	744.49	03/14/2022	ND	59.18	0.00	685.31
HCW-10						
HCW-10	743.90	01/19/2021	50.52	50.62	0.10	693.36
HCW-10	743.90	01/25/2021	50.98	52.25	1.27	692.58
HCW-10	743.90	02/01/2021	50.39	50.40	0.01	693.51
HCW-10	743.90	02/08/2021	52.04	52.91	0.87	691.63
HCW-10	743.90	02/16/2021	51.79	53.03	1.24	691.78
HCW-10	743.90	02/22/2021	51.73	53.04	1.31	691.82
HCW-10	743.90	03/04/2021	51.14	52.68	1.54	692.35
HCW-10	743.90	03/08/2021	52.14	54.00	1.86	691.26
HCW-10	743.90	03/15/2021	52.46	54.48	2.02	690.90
HCW-10	743.90	03/22/2021	52.64	54.59	1.95	690.74
HCW-10	743.90	04/01/2021	51.84	53.73	1.89	691.55
HCW-10	743.90	04/12/2021	52.89	54.90	2.01	690.47
HCW-10	743.90	04/19/2021	52.74	54.92	2.18	690.58
HCW-10	743.90	04/29/2021	51.84	53.79	1.95	691.54
HCW-10	743.90	05/03/2021	51.12	53.13	2.01	692.24
HCW-10	743.90	05/10/2021	51.30	53.49	2.19	692.01
HCW-10	743.90	05/18/2021	52.16	54.43	2.27	691.13
HCW-10	743.90	05/26/2021	50.44	51.20	0.76	693.26
HCW-10	743.90	06/09/2021	50.88	52.00	1.12	692.72
HCW-10	743.90	07/01/2021	51.74	53.51	1.77	691.69
HCW-10	743.90	07/14/2021	51.98	53.17	1.19	691.60
HCW-10	743.90	07/28/2021	52.20	53.48	1.28	691.36
HCW-10	743.90	08/26/2021	52.81	54.08	1.27	690.75
HCW-10	743.90	09/16/2021	53.64	55.25	1.61	689.83
HCW-10	743.90	09/23/2021	53.79	55.52	1.73	689.65
HCW-10	743.90	10/12/2021	ARP	ARP	ARP	ARP
HCW-10	743.90	10/27/2021	55.42	55.94	0.52	688.34
HCW-10	743.90	11/30/2021	56.70	56.98	0.28	687.13
HCW-10	743.90	12/06/2021	ARP	ARP	ARP	ARP
HCW-10	743.90	12/13/2021	ARP	ARP	ARP	ARP
HCW-10	743.90	12/20/2021	ARP	ARP	ARP	ARP
HCW-10	743.90	12/28/2021	57.11	57.50	0.39	686.69
HCW-10	743.90	01/04/2022	ARP	ARP	ARP	ARP
HCW-10	743.90	01/10/2022	ARP	ARP	ARP	ARP
HCW-10	743.90	01/27/2022	56.93	57.47	0.54	686.83
HCW-10	743.90	02/24/2022	58.77	59.04	0.27	685.06

Table 4
Summary of Recovery Well Gauging Data

Colonial Pipeline Company
2020-L1-SR2448
Huntersville, North Carolina

Well ID	Top Of Casing Elevation[1]	Date	Depth to Free Product (ft btoc)	Depth to Groundwater (ft btoc)	Free Product Thickness (ft)	Groundwater Elevation[2] (ft btoc)
HCW-11						
HCW-11	741.26	01/19/2021	ND	49.32	0.00	691.94
HCW-11	741.26	01/25/2021	ND	48.45	0.00	692.81
HCW-11	741.26	02/01/2021	ND	48.30	0.00	692.96
HCW-11	741.26	02/08/2021	ND	49.65	0.00	691.61
HCW-11	741.26	02/16/2021	ND	49.43	0.00	691.83
HCW-11	741.26	02/22/2021	ND	49.42	0.00	691.84
HCW-11	741.26	03/04/2021	ND	48.65	0.00	692.61
HCW-11	741.26	03/08/2021	ND	49.92	0.00	691.34
HCW-11	741.26	03/15/2021	ND	14.51	0.00	726.75
HCW-11	741.26	03/22/2021	ND	50.73	0.00	690.53
HCW-11	741.26	04/01/2021	ND	49.49	0.00	691.77
HCW-11	741.26	04/12/2021	ND	50.96	0.00	690.30
HCW-11	741.26	04/19/2021	ND	50.72	0.00	690.54
HCW-11	741.26	04/29/2021	ND	49.29	0.00	691.97
HCW-11	741.26	05/03/2021	ND	48.56	0.00	692.70
HCW-11	741.26	05/10/2021	ND	48.96	0.00	692.30
HCW-11	741.26	05/18/2021	ND	50.18	0.00	691.08
HCW-11	741.26	05/26/2021	ND	49.04	0.00	692.22
HCW-11	741.26	05/31/2021	ND	50.49	0.00	690.77
HCW-11	741.26	06/07/2021	ND	51.12	0.00	690.14
HCW-11	741.26	06/14/2021	ND	49.29	0.00	691.97
HCW-11	741.26	06/21/2021	ND	50.16	0.00	691.10
HCW-11	741.26	07/01/2021	ND	50.28	0.00	690.98
HCW-11	741.26	07/06/2021	ND	53.26	0.00	688.00
HCW-11	741.26	07/14/2021	ND	50.64	0.00	690.62
HCW-11	741.26	07/28/2021	ND	50.84	0.00	690.42
HCW-11	741.26	08/02/2021	ND	53.29	0.00	687.97
HCW-11	741.26	08/16/2021	ND	53.40	0.00	687.86
HCW-11	741.26	08/26/2021	ND	51.39	0.00	689.87
HCW-11	741.26	08/30/2021	ND	54.04	0.00	687.22
HCW-11	741.26	09/14/2021	ND	54.82	0.00	686.44
HCW-11	741.26	09/23/2021	ND	52.42	0.00	688.84
HCW-11	741.26	10/06/2021	ND	55.41	0.00	685.85
HCW-11	741.26	10/12/2021	ND	55.24	0.00	686.02
HCW-11	741.26	10/18/2021	ND	55.44	0.00	685.82
HCW-11	741.26	10/27/2021	ND	53.55	0.00	687.71
HCW-11	741.26	11/01/2021	ND	54.73	0.00	686.53
HCW-11	741.26	11/15/2021	ND	56.98	0.00	684.28
HCW-11	741.26	11/22/2021	ND	56.98	0.00	684.28
HCW-11	741.26	11/30/2021	ND	54.77	0.00	686.49
HCW-11	741.26	12/06/2021	ND	56.80	0.00	684.46
HCW-11	741.26	12/13/2021	ND	57.09	0.00	684.17
HCW-11	741.26	12/20/2021	ND	57.05	0.00	684.21

Table 4
Summary of Recovery Well Gauging Data

Colonial Pipeline Company
2020-L1-SR2448
Huntersville, North Carolina

Well ID	Top Of Casing Elevation[1]	Date	Depth to Free Product (ft btoc)	Depth to Groundwater (ft btoc)	Free Product Thickness (ft)	Groundwater Elevation[2] (ft btoc)
HCW-11	741.26	12/28/2021	ND	55.02	0.00	686.24
HCW-11	741.26	01/04/2022	ND	57.29	0.00	683.97
HCW-11	741.26	01/10/2022	ND	55.65	0.00	685.61
HCW-11	741.26	01/27/2022	ND	54.93	0.00	686.33
HCW-11	741.26	01/31/2022	ND	57.00	0.00	684.26
HCW-11	741.26	02/09/2022	ND	58.00	0.00	683.26
HCW-11	741.26	02/14/2022	ND	58.95	0.00	682.31
HCW-11	741.26	02/24/2022	ND	56.45	0.00	684.81
HCW-11	741.26	02/28/2022	ND	57.67	0.00	683.59
HCW-11	741.26	03/14/2022	ND	56.64	0.00	684.62
HCW-12						
HCW-12	740.75	01/19/2021	ND	23.93	0.00	716.82
HCW-12	740.75	01/25/2021	ND	43.24	0.00	697.51
HCW-12	740.75	02/01/2021	Dry	Dry	Dry	Dry
HCW-12	740.75	02/08/2021	Dry	Dry	Dry	Dry
HCW-12	740.75	02/16/2021	ND	47.86	0.00	692.89
HCW-12	740.75	02/22/2021	ND	48.06	0.00	692.69
HCW-12	740.75	03/04/2021	ND	48.04	0.00	692.71
HCW-12	740.75	03/08/2021	ND	48.28	0.00	692.47
HCW-12	740.75	03/15/2021	ND	48.44	0.00	692.31
HCW-12	740.75	03/22/2021	ND	48.71	0.00	692.04
HCW-12	740.75	04/01/2021	ND	48.87	0.00	691.88
HCW-12	740.75	04/12/2021	49.03	49.04	0.01	691.72
HCW-12	740.75	04/19/2021	ND	49.94	0.00	690.81
HCW-12	740.75	04/29/2021	48.67	48.68	0.01	692.08
HCW-12	740.75	05/03/2021	ND	47.94	0.00	692.81
HCW-12	740.75	05/10/2021	ND	47.58	0.00	693.17
HCW-12	740.75	05/18/2021	ND	47.68	0.00	693.07
HCW-12	740.75	05/26/2021	ND	47.69	0.00	693.06
HCW-12	740.75	05/31/2021	ND	48.02	0.00	692.73
HCW-12	740.75	06/07/2021	ND	48.35	0.00	692.40
HCW-12	740.75	06/14/2021	ND	47.94	0.00	692.81
HCW-12	740.75	06/21/2021	ND	48.16	0.00	692.59
HCW-12	740.75	07/01/2021	ND	48.79	0.00	691.96
HCW-12	740.75	07/06/2021	ND	49.34	0.00	691.41
HCW-12	740.75	07/14/2021	ND	49.26	0.00	691.49
HCW-12	740.75	07/28/2021	ND	49.48	0.00	691.27
HCW-12	740.75	08/02/2021	ND	50.00	0.00	690.75
HCW-12	740.75	08/16/2021	Dry	Dry	Dry	Dry
HCW-12	740.75	08/26/2021	ND	50.13	0.00	690.62
HCW-12	740.75	08/30/2021	Dry	Dry	Dry	Dry
HCW-12	740.75	09/14/2021	ND	51.24	0.00	689.51
HCW-12	740.75	09/23/2021	ND	51.05	0.00	689.70
HCW-12	740.75	10/06/2021	Dry	Dry	Dry	Dry

Table 4
Summary of Recovery Well Gauging Data

Colonial Pipeline Company
2020-L1-SR2448
Huntersville, North Carolina

Well ID	Top Of Casing Elevation[1]	Date	Depth to Free Product (ft btoc)	Depth to Groundwater (ft btoc)	Free Product Thickness (ft)	Groundwater Elevation[2] (ft btoc)
HCW-12	740.75	10/12/2021	ND	52.00	0.00	688.75
HCW-12	740.75	10/18/2021	Dry	Dry	Dry	Dry
HCW-12	740.75	10/27/2021	ND	51.94	0.00	688.81
HCW-12	740.75	11/01/2021	Dry	Dry	Dry	Dry
HCW-12	740.75	11/15/2021	Dry	Dry	Dry	Dry
HCW-12	740.75	11/22/2021	ND	Dry	Dry	Dry
HCW-12	740.75	11/30/2021	Dry	Dry	Dry	Dry
HCW-12	740.75	12/06/2021	Dry	Dry	Dry	Dry
HCW-12	740.75	12/13/2021	Dry	Dry	Dry	Dry
HCW-12	740.75	12/20/2021	Dry	Dry	Dry	Dry
HCW-12	740.75	12/28/2021	Dry	Dry	Dry	Dry
HCW-12	740.75	01/04/2022	Dry	Dry	Dry	Dry
HCW-12	740.75	01/10/2022	Dry	Dry	Dry	Dry
HCW-12	740.75	01/27/2022	Dry	Dry	Dry	Dry
HCW-12	740.75	01/31/2022	Dry	Dry	Dry	Dry
HCW-12	740.75	02/09/2022	Dry	Dry	Dry	Dry
HCW-12	740.75	02/14/2022	Dry	Dry	Dry	Dry
HCW-12	740.75	02/24/2022	Dry	Dry	Dry	Dry
HCW-12	740.75	02/28/2022	Dry	Dry	Dry	Dry
HCW-12	740.75	03/14/2022	Dry	Dry	Dry	Dry
HCW-13						
HCW-13	741.53	01/25/2021	ND	46.81	0.00	694.72
HCW-13	741.53	02/01/2021	46.33	48.32	1.99	694.67
HCW-13	741.53	02/08/2021	ARP	ARP	ARP	ARP
HCW-13	741.53	02/16/2021	44.21	51.43	7.22	695.39
HCW-13	741.53	02/22/2021	44.31	51.43	7.12	695.31
HCW-13	741.53	03/04/2021	44.51	51.52	7.01	695.14
HCW-13	741.53	03/08/2021	44.74	51.56	6.82	694.96
HCW-13	741.53	03/15/2021	44.98	51.48	6.50	694.81
HCW-13	741.53	03/22/2021	45.31	51.43	6.12	694.58
HCW-13	740.79	04/01/2021	ND	44.73	0.00	696.06
HCW-13	740.79	04/12/2021	ARP	ARP	ARP	ARP
HCW-13	740.79	04/19/2021	ARP	ARP	ARP	ARP
HCW-13	740.79	04/29/2021	43.34	50.31	6.97	695.58
HCW-13	740.79	05/03/2021	ARP	ARP	ARP	ARP
HCW-13	740.79	05/10/2021	ARP	ARP	ARP	ARP
HCW-13	740.79	05/26/2021	45.86	49.20	3.34	694.04
HCW-13	740.79	06/09/2021	46.34	48.98	2.64	693.74
HCW-13	740.79	07/01/2021	47.16	48.96	1.80	693.15
HCW-13	740.79	07/14/2021	47.49	49.29	1.80	692.82
HCW-13	740.79	07/28/2021	48.03	50.18	2.15	692.18
HCW-13	740.79	08/26/2021	48.90	50.41	1.51	691.49
HCW-13	740.79	09/16/2021	49.34	50.75	1.41	691.07
HCW-13	740.79	09/23/2021	49.39	50.31	0.92	691.15

Table 4
Summary of Recovery Well Gauging Data

Colonial Pipeline Company
2020-L1-SR2448
Huntersville, North Carolina

Well ID	Top Of Casing Elevation[1]	Date	Depth to Free Product (ft btoc)	Depth to Groundwater (ft btoc)	Free Product Thickness (ft)	Groundwater Elevation[2] (ft btoc)
HCW-13	740.79	10/12/2021	ARP	ARP	ARP	ARP
HCW-13	740.79	10/27/2021	50.01	50.75	0.74	690.58
HCW-13	740.79	11/30/2021	50.04	50.42	0.38	690.65
HCW-13	740.79	12/06/2021	ARP	ARP	ARP	ARP
HCW-13	740.79	12/13/2021	ARP	ARP	ARP	ARP
HCW-13	740.79	12/20/2021	ARP	ARP	ARP	ARP
HCW-13	740.79	12/28/2021	50.07	50.50	0.43	690.60
HCW-13	740.79	01/04/2022	ARP	ARP	ARP	ARP
HCW-13	740.79	01/10/2022	ARP	ARP	ARP	ARP
HCW-13	740.79	01/27/2022	50.11	50.35	0.24	690.62
HCW-13	740.79	02/24/2022	50.32	50.66	0.34	690.38
HCW-14						
HCW-14	738.67	01/25/2021	ND	43.07	0.00	695.60
HCW-14	738.67	02/01/2021	ND	43.83	0.00	694.84
HCW-14	738.67	02/08/2021	44.25	44.44	0.19	694.37
HCW-14	738.67	02/16/2021	41.56	46.24	4.68	695.86
HCW-14	738.67	02/22/2021	41.29	NW	>8.71	N/A
HCW-14	738.67	03/04/2021	41.35	50.00	8.65	695.01
HCW-14	738.67	03/08/2021	41.68	NW	>8.32	N/A
HCW-14	738.67	03/15/2021	41.89	NW	>8.11	N/A
HCW-14	738.67	03/22/2021	42.22	NW	>7.78	N/A
HCW-14	739.18	04/01/2021	ND	43.11	0.00	696.07
HCW-14	739.18	04/12/2021	ARP	ARP	ARP	ARP
HCW-14	739.18	04/19/2021	ARP	ARP	ARP	ARP
HCW-14	739.18	04/29/2021	43.71	46.93	3.22	694.61
HCW-14	739.18	05/03/2021	ARP	ARP	ARP	ARP
HCW-14	739.18	05/10/2021	ARP	ARP	ARP	ARP
HCW-14	739.18	05/26/2021	44.31	45.06	0.75	694.67
HCW-14	739.18	06/09/2021	44.58	45.38	0.80	694.39
HCW-14	739.18	07/01/2021	45.06	45.88	0.82	693.90
HCW-14	739.18	07/14/2021	45.50	46.21	0.71	693.49
HCW-14	739.18	07/28/2021	45.81	46.86	1.05	693.09
HCW-14	739.18	08/26/2021	46.60	47.52	0.92	692.33
HCW-14	739.18	09/16/2021	47.13	48.00	0.87	691.82
HCW-14	739.18	09/23/2021	47.28	48.00	0.72	691.71
HCW-14	739.18	10/12/2021	ARP	ARP	ARP	ARP
HCW-14	739.18	10/27/2021	47.75	48.05	0.30	691.35
HCW-14	739.18	11/30/2021	Dry	Dry	Dry	Dry
HCW-14	739.18	12/06/2021	ARP	ARP	ARP	ARP
HCW-14	739.18	12/13/2021	ARP	ARP	ARP	ARP
HCW-14	739.18	12/20/2021	ARP	ARP	ARP	ARP
HCW-14	739.18	12/28/2021	Dry	Dry	Dry	Dry
HCW-14	739.18	01/04/2022	ARP	ARP	ARP	ARP
HCW-14	739.18	01/10/2022	ARP	ARP	ARP	ARP

Table 4
Summary of Recovery Well Gauging Data

Colonial Pipeline Company
2020-L1-SR2448
Huntersville, North Carolina

Well ID	Top Of Casing Elevation[1]	Date	Depth to Free Product (ft btoc)	Depth to Groundwater (ft btoc)	Free Product Thickness (ft)	Groundwater Elevation[2] (ft btoc)
HCW-14	739.18	01/27/2022	Dry	Dry	Dry	Dry
HCW-14	739.18	02/24/2022	Dry	Dry	Dry	Dry
HCW-15						
HCW-15	736.71	01/25/2021	ND	40.88	0.00	695.83
HCW-15	736.71	02/01/2021	ND	41.62	0.00	695.09
HCW-15	736.71	02/08/2021	42.15	42.25	0.10	694.53
HCW-15	736.71	02/16/2021	39.13	51.43	12.30	694.28
HCW-15	736.71	02/22/2021	39.27	46.04	6.77	695.62
HCW-15	736.71	03/04/2021	39.21	46.10	6.89	695.65
HCW-15	736.71	03/08/2021	39.65	46.22	6.57	695.30
HCW-15	736.71	03/15/2021	39.95	46.11	6.16	695.11
HCW-15	736.71	03/22/2021	40.24	46.03	5.79	694.92
HCW-15	737.19	04/01/2021	ND	41.07	0.00	696.12
HCW-15	737.19	04/12/2021	ARP	ARP	ARP	ARP
HCW-15	737.19	04/19/2021	ARP	ARP	ARP	ARP
HCW-15	737.19	04/29/2021	41.72	44.58	2.86	694.70
HCW-15	737.19	05/03/2021	ARP	ARP	ARP	ARP
HCW-15	737.19	05/10/2021	ARP	ARP	ARP	ARP
HCW-15	737.19	05/26/2021	42.04	43.82	1.78	694.67
HCW-15	737.19	06/09/2021	42.49	43.83	1.34	694.34
HCW-15	737.19	07/01/2021	43.09	43.95	0.86	693.87
HCW-15	737.19	07/14/2021	43.46	44.48	1.02	693.46
HCW-15	737.19	07/28/2021	43.85	45.06	1.21	693.02
HCW-15	737.19	08/26/2021	44.41	45.70	1.29	692.43
HCW-15	737.19	09/16/2021	45.37	46.10	0.73	691.62
HCW-15	737.19	09/23/2021	45.24	46.24	1.00	691.68
HCW-15	737.19	10/12/2021	ARP	ARP	ARP	ARP
HCW-15	737.19	10/27/2021	45.17	45.89	0.72	691.83
HCW-15	737.19	11/30/2021	45.08	45.82	0.74	691.91
HCW-15	737.19	12/06/2021	ARP	ARP	ARP	ARP
HCW-15	737.19	12/13/2021	ARP	ARP	ARP	ARP
HCW-15	737.19	12/20/2021	ARP	ARP	ARP	ARP
HCW-15	737.19	12/28/2021	44.36	44.52	0.16	692.79
HCW-15	737.19	01/04/2022	ARP	ARP	ARP	ARP
HCW-15	737.19	01/10/2022	ARP	ARP	ARP	ARP
HCW-15	737.19	01/27/2022	45.27	45.41	0.14	691.88
HCW-15	737.19	02/24/2022	45.26	45.60	0.34	691.84
HCW-16						
HCW-16	736.35	01/25/2021	39.28	39.77	0.49	696.94
HCW-16	736.35	02/01/2021	39.38	40.96	1.58	696.55
HCW-16	736.35	02/08/2021	38.85	41.05	2.20	696.91
HCW-16	736.35	02/16/2021	38.69	41.09	2.40	697.02
HCW-16	736.35	02/22/2021	38.79	41.28	2.49	696.90
HCW-16	736.35	03/04/2021	38.80	41.70	2.90	696.78

Table 4
Summary of Recovery Well Gauging Data

Colonial Pipeline Company
2020-L1-SR2448
Huntersville, North Carolina

Well ID	Top Of Casing Elevation[1]	Date	Depth to Free Product (ft btoc)	Depth to Groundwater (ft btoc)	Free Product Thickness (ft)	Groundwater Elevation[2] (ft btoc)
HCW-16	736.35	03/08/2021	39.09	41.84	2.75	696.53
HCW-16	736.35	03/15/2021	39.33	41.87	2.54	696.34
HCW-16	736.35	03/22/2021	39.69	41.83	2.14	696.09
HCW-16	736.35	04/01/2021	40.08	41.72	1.64	695.83
HCW-16	736.35	04/12/2021	40.34	40.35	0.01	696.01
HCW-16	736.35	04/19/2021	40.22	40.70	0.48	696.00
HCW-16	736.35	04/29/2021	40.24	40.91	0.67	695.93
HCW-16	736.35	05/03/2021	40.27	40.86	0.59	695.92
HCW-16	736.35	05/10/2021	40.35	41.10	0.75	695.80
HCW-16	736.35	05/18/2021	40.36	41.18	0.82	695.77
HCW-16	736.35	05/26/2021	40.30	41.23	0.93	695.80
HCW-16	736.35	05/31/2021	ARP	ARP	ARP	ARP
HCW-16	736.35	06/09/2021	39.96	40.96	1.00	696.12
HCW-16	736.35	07/01/2021	40.42	41.14	0.72	695.74
HCW-16	736.35	07/14/2021	40.40	41.22	0.82	695.73
HCW-16	736.35	07/28/2021	40.71	41.38	0.67	695.46
HCW-16	736.35	08/26/2021	40.72	41.44	0.72	695.44
HCW-16	736.35	09/16/2021	40.72	41.60	0.88	695.40
HCW-16	736.35	09/23/2021	40.43	41.34	0.91	695.68
HCW-16	736.35	10/12/2021	ARP	ARP	ARP	ARP
HCW-16	736.35	10/27/2021	40.48	41.35	0.87	695.64
HCW-16	736.35	11/30/2021	40.32	41.14	0.82	695.81
HCW-16	736.35	12/06/2021	ARP	ARP	ARP	ARP
HCW-16	736.35	12/13/2021	ARP	ARP	ARP	ARP
HCW-16	736.35	12/20/2021	ARP	ARP	ARP	ARP
HCW-16	736.35	12/28/2021	40.10	41.21	1.11	695.95
HCW-16	736.35	01/04/2022	ARP	ARP	ARP	ARP
HCW-16	736.35	01/10/2022	ARP	ARP	ARP	ARP
HCW-16	736.35	01/27/2022	40.33	40.67	0.34	695.93
HCW-16	736.35	02/24/2022	40.05	40.25	0.20	696.25
HCW-17						
HCW-17	733.19	01/25/2021	ND	34.90	0.00	698.29
HCW-17	733.19	02/01/2021	ND	36.49	0.00	696.70
HCW-17	733.19	02/08/2021	ND	36.49	0.00	696.70
HCW-17	733.19	02/16/2021	ND	36.48	0.00	696.71
HCW-17	733.19	02/22/2021	ND	35.76	0.00	697.43
HCW-17	733.19	03/04/2021	ND	35.78	0.00	697.41
HCW-17	733.19	03/08/2021	ND	35.88	0.00	697.31
HCW-17	733.19	03/15/2021	ND	35.80	0.00	697.39
HCW-17	733.19	03/22/2021	ND	35.74	0.00	697.45
HCW-17	733.19	04/01/2021	ND	35.78	0.00	697.41
HCW-17	733.19	04/12/2021	ND	35.80	0.00	697.39
HCW-17	733.19	04/19/2021	ND	35.75	0.00	697.44
HCW-17	733.19	04/29/2021	ND	35.75	0.00	697.44

Table 4
Summary of Recovery Well Gauging Data

Colonial Pipeline Company
2020-L1-SR2448
Huntersville, North Carolina

Well ID	Top Of Casing Elevation[1]	Date	Depth to Free Product (ft btoc)	Depth to Groundwater (ft btoc)	Free Product Thickness (ft)	Groundwater Elevation[2] (ft btoc)
HCW-17	733.19	05/03/2021	ND	35.70	0.00	697.49
HCW-17	733.19	05/10/2021	ND	35.76	0.00	697.43
HCW-17	733.19	05/18/2021	ND	35.78	0.00	697.41
HCW-17	733.19	05/26/2021	ND	35.74	0.00	697.45
HCW-17	733.19	05/31/2021	ND	35.73	0.00	697.46
HCW-17	733.19	06/07/2021	ND	35.78	0.00	697.41
HCW-17	733.19	06/14/2021	ND	35.76	0.00	697.43
HCW-17	733.19	06/21/2021	ND	35.70	0.00	697.49
HCW-17	733.19	07/01/2021	ND	35.70	0.00	697.49
HCW-17	733.19	07/06/2021	ND	35.72	0.00	697.47
HCW-17	733.19	07/14/2021	ND	35.72	0.00	697.47
HCW-17	733.19	07/28/2021	ND	35.70	0.00	697.49
HCW-17	733.19	08/02/2021	ND	35.72	0.00	697.47
HCW-17	733.19	08/16/2021	ND	35.62	0.00	697.57
HCW-17	733.19	08/26/2021	ND	35.67	0.00	697.52
HCW-17	733.19	08/30/2021	ND	35.68	0.00	697.51
HCW-17	733.19	09/14/2021	ND	35.79	0.00	697.40
HCW-17	733.19	09/23/2021	ND	35.76	0.00	697.43
HCW-17	733.19	10/06/2021	ND	35.76	0.00	697.43
HCW-17	733.19	10/12/2021	ND	35.77	0.00	697.42
HCW-17	733.19	10/18/2021	ND	35.72	0.00	697.47
HCW-17	733.19	10/27/2021	ND	35.84	0.00	697.35
HCW-17	733.19	11/01/2021	ND	35.79	0.00	697.40
HCW-17	733.19	11/15/2021	ND	35.88	0.00	697.31
HCW-17	733.19	11/22/2021	ND	35.88	0.00	697.31
HCW-17	733.19	11/30/2021	ND	35.88	0.00	697.31
HCW-17	733.19	12/06/2021	ND	35.78	0.00	697.41
HCW-17	733.19	12/13/2021	ND	35.88	0.00	697.31
HCW-17	733.19	12/20/2021	ND	35.91	0.00	697.28
HCW-17	733.19	12/28/2021	ND	35.85	0.00	697.34
HCW-17	733.19	01/04/2022	ND	35.85	0.00	697.34
HCW-17	733.19	01/10/2022	ND	35.79	0.00	697.40
HCW-17	733.19	01/27/2022	ND	35.82	0.00	697.37
HCW-17	733.19	01/31/2022	ND	35.82	0.00	697.37
HCW-17	733.19	02/09/2022	ND	35.83	0.00	697.36
HCW-17	733.19	02/14/2022	ND	35.91	0.00	697.28
HCW-17	733.19	02/24/2022	ND	35.85	0.00	697.34
HCW-17	733.19	02/28/2022	ND	35.90	0.00	697.29
HCW-17	733.19	03/07/2022	ND	35.84	0.00	697.35
HCW-17	733.19	03/14/2022	ND	35.85	0.00	697.34
HCW-18						
HCW-18	731.12	01/25/2021	ND	34.58	0.00	696.54
HCW-18	731.12	02/01/2021	ND	31.97	0.00	699.15
HCW-18	731.12	02/08/2021	ND	31.98	0.00	699.14

Table 4
Summary of Recovery Well Gauging Data

Colonial Pipeline Company
2020-L1-SR2448
Huntersville, North Carolina

Well ID	Top Of Casing Elevation[1]	Date	Depth to Free Product (ft btoc)	Depth to Groundwater (ft btoc)	Free Product Thickness (ft)	Groundwater Elevation[2] (ft btoc)
HCW-18	731.12	02/16/2021	ND	31.99	0.00	699.13
HCW-18	731.12	02/22/2021	ND	32.05	0.00	699.07
HCW-18	731.12	03/04/2021	ND	32.02	0.00	699.10
HCW-18	731.12	03/08/2021	31.99	32.00	0.01	699.13
HCW-18	731.12	03/15/2021	31.96	31.99	0.03	699.15
HCW-18	731.12	03/22/2021	ND	31.93	0.00	699.19
HCW-18	731.12	04/01/2021	ND	32.01	0.00	699.11
HCW-18	731.12	04/12/2021	31.86	32.00	0.14	699.22
HCW-18	731.12	04/19/2021	ND	31.87	0.00	699.25
HCW-18	731.12	04/29/2021	Dry	Dry	Dry	Dry
HCW-18	731.12	05/03/2021	Dry	Dry	Dry	Dry
HCW-18	731.12	05/10/2021	Dry	Dry	Dry	Dry
HCW-18	731.12	05/18/2021	32.04	32.05	0.01	699.08
HCW-18	731.12	05/26/2021	31.97	31.98	0.01	699.15
HCW-18	731.12	05/31/2021	ND	32.02	0.00	699.10
HCW-18	731.12	06/07/2021	ND	32.04	0.00	699.08
HCW-18	731.12	06/14/2021	ND	32.06	0.00	699.06
HCW-18	731.12	06/21/2021	ND	32.03	0.00	699.09
HCW-18	731.12	07/01/2021	ND	32.03	0.00	699.09
HCW-18	731.12	07/06/2021	ND	32.04	0.00	699.08
HCW-18	731.12	07/14/2021	ND	31.96	0.00	699.16
HCW-18	731.12	07/28/2021	ND	32.01	0.00	699.11
HCW-18	731.12	08/02/2021	ND	32.04	0.00	699.08
HCW-18	731.12	08/16/2021	ND	31.93	0.00	699.19
HCW-18	731.12	08/26/2021	Dry	Dry	Dry	Dry
HCW-18	731.12	08/30/2021	ND	31.97	0.00	699.15
HCW-18	731.12	09/14/2021	ND	32.00	0.00	699.12
HCW-18	731.12	09/23/2021	ND	32.04	0.00	699.08
HCW-18	731.12	10/06/2021	ND	31.99	0.00	699.13
HCW-18	731.12	10/12/2021	ND	32.03	0.00	699.09
HCW-18	731.12	10/18/2021	ND	31.97	0.00	699.15
HCW-18	731.12	10/27/2021	ND	32.00	0.00	699.12
HCW-18	731.12	11/01/2021	ND	31.97	0.00	699.15
HCW-18	731.12	11/15/2021	ND	32.09	0.00	699.03
HCW-18	731.12	11/22/2021	ND	32.09	0.00	699.03
HCW-18	731.12	11/30/2021	ND	32.10	0.00	699.02
HCW-18	731.12	12/06/2021	ND	31.03	0.00	700.09
HCW-18	731.12	12/13/2021	ND	32.10	0.00	699.02
HCW-18	731.12	12/20/2021	ND	32.12	0.00	699.00
HCW-18	731.12	12/28/2021	ND	32.09	0.00	699.03
HCW-18	731.12	01/04/2022	ND	32.05	0.00	699.07
HCW-18	731.12	01/10/2022	ND	32.80	0.00	698.32
HCW-18	731.12	01/27/2022	ND	32.08	0.00	699.04
HCW-18	731.12	01/31/2022	ND	32.03	0.00	699.09

Table 4
Summary of Recovery Well Gauging Data

Colonial Pipeline Company
2020-L1-SR2448
Huntersville, North Carolina

Well ID	Top Of Casing Elevation[1]	Date	Depth to Free Product (ft btoc)	Depth to Groundwater (ft btoc)	Free Product Thickness (ft)	Groundwater Elevation[2] (ft btoc)
HCW-18	731.12	02/09/2022	ND	32.08	0.00	699.04
HCW-18	731.12	02/14/2022	ND	32.12	0.00	699.00
HCW-18	731.12	02/24/2022	ND	32.10	0.00	699.02
HCW-18	731.12	02/28/2022	ND	32.12	0.00	699.00
HCW-18	731.12	03/07/2022	ND	32.08	0.00	699.04
HCW-18	731.12	03/14/2022	ND	32.10	0.00	699.02
HCW-19						
HCW-19	732.00	01/25/2021	ND	34.10	0.00	697.90
HCW-19	732.00	02/01/2021	ND	34.22	0.00	697.78
HCW-19	732.00	02/08/2021	34.60	34.61	0.01	697.40
HCW-19	732.00	02/16/2021	34.43	34.44	0.01	697.57
HCW-19	732.00	02/22/2021	34.11	34.12	0.01	697.89
HCW-19	732.00	03/04/2021	NM	NM	NM	NM
HCW-19	732.00	03/08/2021	31.08	31.11	0.03	700.91
HCW-19	732.00	03/15/2021	34.20	34.22	0.02	697.79
HCW-19	732.00	03/22/2021	34.35	34.36	0.01	697.65
HCW-19	732.00	04/01/2021	34.13	34.16	0.03	697.86
HCW-19	732.00	04/12/2021	34.71	34.72	0.01	697.29
HCW-19	732.00	04/19/2021	33.84	33.86	0.02	698.15
HCW-19	732.00	04/29/2021	34.15	34.17	0.02	697.84
HCW-19	732.00	05/03/2021	34.27	34.29	0.02	697.72
HCW-19	732.00	05/18/2021	34.99	35.01	0.02	697.00
HCW-19	732.00	05/10/2021	34.59	34.60	0.01	697.41
HCW-19	732.00	05/26/2021	35.08	35.10	0.02	696.91
HCW-19	732.00	05/31/2021	35.35	35.37	0.02	696.64
HCW-19	732.00	06/07/2021	35.59	35.61	0.02	696.40
HCW-19	732.00	06/14/2021	35.68	35.70	0.02	696.31
HCW-19	732.00	06/21/2021	35.91	35.94	0.03	696.08
HCW-19	732.00	07/01/2021	36.04	36.11	0.07	695.94
HCW-19	732.00	07/06/2021	36.30	36.36	0.06	695.68
HCW-19	732.00	07/14/2021	36.43	36.50	0.07	695.55
HCW-19	732.00	07/28/2021	36.74	36.78	0.04	695.25
HCW-19	732.00	08/02/2021	37.02	37.08	0.06	694.96
HCW-19	732.00	08/16/2021	ND	37.18	0.00	694.82
HCW-19	732.00	08/26/2021	37.27	37.33	0.06	694.71
HCW-19	732.00	08/30/2021	37.45	37.51	0.06	694.53
HCW-19	732.00	09/14/2021	36.77	36.83	0.06	695.21
HCW-19	732.00	09/16/2021	36.72	36.77	0.05	695.26
HCW-19	732.00	09/23/2021	36.72	37.52	0.80	695.06
HCW-19	732.00	10/12/2021	ARP	ARP	ARP	ARP
HCW-19	732.00	10/27/2021	37.57	38.73	1.16	694.12
HCW-19	732.00	11/30/2021	38.42	39.20	0.78	693.37
HCW-19	732.00	12/06/2021	ARP	ARP	ARP	ARP
HCW-19	732.00	12/13/2021	ARP	ARP	ARP	ARP

Table 4
Summary of Recovery Well Gauging Data

Colonial Pipeline Company
2020-L1-SR2448
Huntersville, North Carolina

Well ID	Top Of Casing Elevation[1]	Date	Depth to Free Product (ft btoc)	Depth to Groundwater (ft btoc)	Free Product Thickness (ft)	Groundwater Elevation[2] (ft btoc)
HCW-19	732.00	12/20/2021	ARP	ARP	ARP	ARP
HCW-19	732.00	12/28/2021	39.05	39.97	0.92	692.70
HCW-19	732.00	01/04/2022	ARP	ARP	ARP	ARP
HCW-19	732.00	01/10/2022	ARP	ARP	ARP	ARP
HCW-19	732.00	01/27/2022	39.36	40.38	1.02	692.37
HCW-19	732.00	02/24/2022	39.71	40.83	1.12	691.99
HCW-20						
HCW-20	731.69	01/25/2021	ND	34.34	0.00	697.35
HCW-20	731.69	02/01/2021	ND	34.33	0.00	697.36
HCW-20	731.69	02/08/2021	ND	34.82	0.00	696.87
HCW-20	731.69	02/16/2021	ND	34.59	0.00	697.10
HCW-20	731.69	02/22/2021	ND	34.44	0.00	697.25
HCW-20	731.69	03/04/2021	ND	34.09	0.00	697.60
HCW-20	731.69	03/08/2021	ND	34.37	0.00	697.32
HCW-20	731.69	03/15/2021	ND	34.35	0.00	697.34
HCW-20	731.69	03/22/2021	ND	34.46	0.00	697.23
HCW-20	731.69	04/01/2021	ND	34.37	0.00	697.32
HCW-20	731.69	04/12/2021	ND	33.98	0.00	697.71
HCW-20	731.69	04/19/2021	ND	34.09	0.00	697.60
HCW-20	731.69	04/29/2021	ND	34.26	0.00	697.43
HCW-20	731.69	05/03/2021	ND	34.30	0.00	697.39
HCW-20	731.69	05/10/2021	ND	34.61	0.00	697.08
HCW-20	731.69	05/18/2021	ND	34.97	0.00	696.72
HCW-20	731.69	05/26/2021	ND	35.02	0.00	696.67
HCW-20	731.69	05/31/2021	ND	35.33	0.00	696.36
HCW-20	731.69	06/07/2021	ND	35.54	0.00	696.15
HCW-20	731.69	06/14/2021	ND	35.68	0.00	696.01
HCW-20	731.69	06/21/2021	ND	35.87	0.00	695.82
HCW-20	731.69	07/01/2021	ND	35.93	0.00	695.76
HCW-20	731.69	07/06/2021	ND	36.32	0.00	695.37
HCW-20	731.69	07/14/2021	ND	36.36	0.00	695.33
HCW-20	731.69	07/28/2021	ND	36.62	0.00	695.07
HCW-20	731.69	08/02/2021	ND	36.97	0.00	694.72
HCW-20	731.69	08/16/2021	ND	37.13	0.00	694.56
HCW-20	731.69	08/26/2021	ND	37.16	0.00	694.53
HCW-20	731.69	08/30/2021	ND	37.41	0.00	694.28
HCW-20	731.69	09/14/2021	ND	37.82	0.00	693.87
HCW-20	731.69	09/23/2021	ND	37.86	0.00	693.83
HCW-20	731.69	10/06/2021	ND	38.49	0.00	693.20
HCW-20	731.69	10/12/2021	ND	38.52	0.00	693.17
HCW-20	731.69	10/18/2021	ND	38.69	0.00	693.00
HCW-20	731.69	10/27/2021	ND	38.70	0.00	692.99
HCW-20	731.69	11/01/2021	ND	38.98	0.00	692.71
HCW-20	731.69	11/15/2021	ND	39.43	0.00	692.26

Table 4
Summary of Recovery Well Gauging Data

Colonial Pipeline Company
2020-L1-SR2448
Huntersville, North Carolina

Well ID	Top Of Casing Elevation[1]	Date	Depth to Free Product (ft btoc)	Depth to Groundwater (ft btoc)	Free Product Thickness (ft)	Groundwater Elevation[2] (ft btoc)
HCW-20	731.69	11/22/2021	ND	39.56	0.00	692.13
HCW-20	731.69	11/30/2021	ND	39.51	0.00	692.18
HCW-20	731.69	12/06/2021	ND	39.72	0.00	691.97
HCW-20	731.69	12/13/2021	ND	40.09	0.00	691.60
HCW-20	731.69	12/20/2021	ND	40.22	0.00	691.47
HCW-20	731.69	12/28/2021	ND	40.00	0.00	691.69
HCW-20	731.69	01/04/2022	ND	40.51	0.00	691.18
HCW-20	731.69	01/10/2022	ND	40.20	0.00	691.49
HCW-20	731.69	01/27/2022	ND	40.06	0.00	691.63
HCW-20	731.69	01/31/2022	ND	40.19	0.00	691.50
HCW-20	731.45	02/09/2022	ND	40.42	0.00	691.03
HCW-20	731.45	02/14/2022	ND	40.67	0.00	690.78
HCW-20	731.38	02/24/2022	ND	40.52	0.00	690.86
HCW-20	731.31	02/28/2022	ND	40.78	0.00	690.53
HCW-20	731.27	03/07/2022	ND	40.84	0.00	690.43
HCW-20	731.20	03/14/2022	ND	40.86	0.00	690.34
HCW-21						
HCW-21	730.02	01/19/2021	34.72	35.26	0.54	695.15
HCW-21	730.02	02/01/2021	ND	33.80	0.00	696.22
HCW-21	730.02	02/22/2021	ARP	ARP	ARP	ARP
HCW-21	730.02	03/04/2021	33.42	40.02	6.60	694.83
HCW-21	730.02	03/08/2021	ARP	ARP	ARP	ARP
HCW-21	730.02	03/15/2021	ARP	ARP	ARP	ARP
HCW-21	730.02	03/22/2021	ARP	ARP	ARP	ARP
HCW-21	730.02	04/01/2021	ND	33.62	0.00	696.40
HCW-21	730.02	04/12/2021	ARP	ARP	ARP	ARP
HCW-21	730.02	04/19/2021	ARP	ARP	ARP	ARP
HCW-21	730.02	04/29/2021	33.35	38.40	5.05	695.32
HCW-21	730.02	05/03/2021	ARP	ARP	ARP	ARP
HCW-21	730.02	05/10/2021	ARP	ARP	ARP	ARP
HCW-21	730.02	05/26/2021	33.31	39.63	6.32	695.02
HCW-21	730.02	06/09/2021	33.46	39.52	6.06	694.93
HCW-21	730.02	07/01/2021	34.39	38.70	4.31	694.47
HCW-21	730.02	07/14/2021	34.59	38.84	4.25	694.29
HCW-21	730.02	07/28/2021	34.88	40.27	5.39	693.69
HCW-21	730.02	08/26/2021	35.40	41.02	5.62	693.11
HCW-21	730.02	09/16/2021	36.06	41.23	5.17	692.57
HCW-21	730.02	09/23/2021	36.22	41.00	4.78	692.52
HCW-21	730.02	10/12/2021	ARP	ARP	ARP	ARP
HCW-21	730.02	10/27/2021	37.33	41.08	3.75	691.68
HCW-21	730.02	11/30/2021	37.78	41.31	3.53	691.29
HCW-21	730.02	12/06/2021	ARP	ARP	ARP	ARP
HCW-21	730.02	12/13/2021	ARP	ARP	ARP	ARP
HCW-21	730.02	12/20/2021	ARP	ARP	ARP	ARP

Table 4
Summary of Recovery Well Gauging Data

Colonial Pipeline Company
2020-L1-SR2448
Huntersville, North Carolina

Well ID	Top Of Casing Elevation[1]	Date	Depth to Free Product (ft btoc)	Depth to Groundwater (ft btoc)	Free Product Thickness (ft)	Groundwater Elevation[2] (ft btoc)
HCW-21	730.02	12/28/2021	38.38	41.35	2.97	690.84
HCW-21	730.02	01/04/2022	ARP	ARP	ARP	ARP
HCW-21	730.02	01/10/2022	ARP	ARP	ARP	ARP
HCW-21	730.02	01/27/2022	36.87	38.64	1.77	692.67
HCW-21	730.02	02/24/2022	39.19	41.58	2.39	690.19
HCW-22						
HCW-22	731.67	01/19/2021	ND	36.66	0.00	695.01
HCW-22	731.67	01/25/2021	ND	36.78	0.00	694.89
HCW-22	731.67	02/01/2021	ND	36.78	0.00	694.89
HCW-22	731.67	02/08/2021	ND	37.08	0.00	694.59
HCW-22	731.67	02/16/2021	ND	37.25	0.00	694.42
HCW-22	731.67	02/22/2021	ND	37.28	0.00	694.39
HCW-22	731.67	03/04/2021	ND	37.01	0.00	694.66
HCW-22	731.67	03/08/2021	ND	37.48	0.00	694.19
HCW-22	731.67	03/15/2021	ND	37.66	0.00	694.01
HCW-22	731.67	03/22/2021	ND	37.51	0.00	694.16
HCW-22	731.67	04/01/2021	ND	37.28	0.00	694.39
HCW-22	731.67	04/12/2021	ND	36.75	0.00	694.92
HCW-22	731.67	04/19/2021	ND	36.83	0.00	694.84
HCW-22	731.67	04/29/2021	ND	36.71	0.00	694.96
HCW-22	731.67	05/03/2021	ND	37.13	0.00	694.54
HCW-22	731.67	05/10/2021	ND	37.14	0.00	694.53
HCW-22	731.67	05/18/2021	ND	37.01	0.00	694.66
HCW-22	731.67	05/26/2021	ND	36.86	0.00	694.81
HCW-22	731.67	05/31/2021	ND	37.02	0.00	694.65
HCW-22	731.67	06/07/2021	ND	36.98	0.00	694.69
HCW-22	731.67	06/14/2021	ND	37.03	0.00	694.64
HCW-22	731.67	06/21/2021	ND	37.02	0.00	694.65
HCW-22	731.67	07/01/2021	ND	37.38	0.00	694.29
HCW-22	731.67	07/06/2021	ND	37.71	0.00	693.96
HCW-22	731.67	07/14/2021	ND	37.62	0.00	694.05
HCW-22	731.67	07/28/2021	ND	38.12	0.00	693.55
HCW-22	731.67	08/02/2021	ND	38.78	0.00	692.89
HCW-22	731.67	08/16/2021	ND	38.93	0.00	692.74
HCW-22	731.67	08/26/2021	ND	38.67	0.00	693.00
HCW-22	731.67	08/30/2021	ND	39.39	0.00	692.28
HCW-22	731.67	09/14/2021	ND	39.67	0.00	692.00
HCW-22	731.67	09/23/2021	ND	39.28	0.00	692.39
HCW-22	731.67	10/06/2021	ND	40.15	0.00	691.52
HCW-22	731.67	10/12/2021	ND	40.23	0.00	691.44
HCW-22	731.67	10/18/2021	ND	40.39	0.00	691.28
HCW-22	731.67	10/27/2021	ND	40.05	0.00	691.62
HCW-22	731.67	11/01/2021	ND	40.36	0.00	691.31
HCW-22	731.67	11/15/2021	ND	40.71	0.00	690.96

Table 4
Summary of Recovery Well Gauging Data

Colonial Pipeline Company
2020-L1-SR2448
Huntersville, North Carolina

Well ID	Top Of Casing Elevation[1]	Date	Depth to Free Product (ft btoc)	Depth to Groundwater (ft btoc)	Free Product Thickness (ft)	Groundwater Elevation[2] (ft btoc)
HCW-22	731.67	11/22/2021	ND	40.78	0.00	690.89
HCW-22	731.67	11/30/2021	ND	40.61	0.00	691.06
HCW-22	731.67	12/06/2021	ND	40.84	0.00	690.83
HCW-22	731.67	12/13/2021	ND	41.20	0.00	690.47
HCW-22	731.67	12/20/2021	ND	41.29	0.00	690.38
HCW-22	731.67	12/28/2021	ND	40.89	0.00	690.78
HCW-22	731.67	01/04/2022	ND	41.51	0.00	690.16
HCW-22	731.67	01/10/2022	ND	41.50	0.00	690.17
HCW-22	731.67	01/27/2022	ND	41.30	0.00	690.37
HCW-22	731.67	01/31/2022	ND	41.42	0.00	690.25
HCW-22	731.67	02/09/2022	ND	41.45	0.00	690.22
HCW-22	731.67	02/14/2022	ND	41.72	0.00	689.95
HCW-22	731.67	02/24/2022	ND	41.62	0.00	690.05
HCW-22	731.67	02/28/2022	ND	42.14	0.00	689.53
HCW-22	731.67	03/07/2022	ND	42.35	0.00	689.32
HCW-22	731.67	03/14/2022	ND	42.24	0.00	689.43
HCW-23						
HCW-23	740.60	02/08/2021	ND	50.86	0.00	689.74
HCW-23	740.60	02/16/2021	ND	50.62	0.00	689.98
HCW-23	740.60	02/22/2021	ND	50.66	0.00	689.94
HCW-23	740.60	03/04/2021	ND	50.63	0.00	689.97
HCW-23	740.60	03/08/2021	ND	50.70	0.00	689.90
HCW-23	740.60	03/15/2021	ND	50.72	0.00	689.88
HCW-23	740.60	03/22/2021	ND	50.66	0.00	689.94
HCW-23	740.60	04/01/2021	ND	50.65	0.00	689.95
HCW-23	740.60	04/12/2021	ND	50.71	0.00	689.89
HCW-23	740.60	04/19/2021	ND	50.75	0.00	689.85
HCW-23	740.60	04/29/2021	ND	50.57	0.00	690.03
HCW-23	740.60	05/03/2021	ND	50.62	0.00	689.98
HCW-23	740.60	05/10/2021	ND	50.76	0.00	689.84
HCW-23	740.60	05/18/2021	ND	50.67	0.00	689.93
HCW-23	740.60	05/26/2021	ND	50.51	0.00	690.09
HCW-23	740.60	05/31/2021	ND	50.59	0.00	690.01
HCW-23	740.60	06/07/2021	ND	50.65	0.00	689.95
HCW-23	740.60	06/14/2021	ND	49.02	0.00	691.58
HCW-23	740.60	06/21/2021	ND	49.14	0.00	691.46
HCW-23	740.60	07/01/2021	ND	50.65	0.00	689.95
HCW-23	740.60	07/06/2021	ND	50.79	0.00	689.81
HCW-23	740.60	07/14/2021	ND	50.84	0.00	689.76
HCW-23	740.60	07/28/2021	ND	51.00	0.00	689.60
HCW-23	740.60	08/02/2021	ND	51.30	0.00	689.30
HCW-23	740.60	08/16/2021	ND	51.40	0.00	689.20
HCW-23	740.60	08/26/2021	ND	51.53	0.00	689.07
HCW-23	740.60	08/30/2021	ND	51.87	0.00	688.73

Table 4
Summary of Recovery Well Gauging Data

Colonial Pipeline Company
2020-L1-SR2448
Huntersville, North Carolina

Well ID	Top Of Casing Elevation[1]	Date	Depth to Free Product (ft btoc)	Depth to Groundwater (ft btoc)	Free Product Thickness (ft)	Groundwater Elevation[2] (ft btoc)
HCW-23	740.60	09/14/2021	ND	52.18	0.00	688.42
HCW-23	740.60	09/23/2021	ND	52.21	0.00	688.39
HCW-23	740.60	10/06/2021	ND	52.71	0.00	687.89
HCW-23	740.60	10/12/2021	ND	52.74	0.00	687.86
HCW-23	740.60	10/18/2021	ND	52.90	0.00	687.70
HCW-23	740.60	10/27/2021	ND	52.92	0.00	687.68
HCW-23	740.60	11/01/2021	ND	53.13	0.00	687.47
HCW-23	740.60	11/15/2021	ND	53.54	0.00	687.06
HCW-23	740.60	11/22/2021	ND	53.70	0.00	686.90
HCW-23	740.60	11/30/2021	ND	53.81	0.00	686.79
HCW-23	740.60	12/06/2021	ND	53.87	0.00	686.73
HCW-23	740.60	12/13/2021	ND	54.20	0.00	686.40
HCW-23	740.60	12/20/2021	ND	54.36	0.00	686.24
HCW-23	740.60	12/28/2021	ND	54.33	0.00	686.27
HCW-23	740.60	01/04/2022	ND	54.82	0.00	685.78
HCW-23	740.60	01/10/2022	ND	54.69	0.00	685.91
HCW-23	740.60	01/27/2022	ND	54.87	0.00	685.73
HCW-23	740.60	01/31/2022	ND	55.05	0.00	685.55
HCW-23	740.60	02/09/2022	ND	55.44	0.00	685.16
HCW-23	740.60	02/14/2022	ND	55.61	0.00	684.99
HCW-23	740.60	02/24/2022	ND	55.60	0.00	685.00
HCW-23	740.60	02/28/2022	ND	55.68	0.00	684.92
HCW-23	740.60	03/07/2022	ND	55.77	0.00	684.83
HCW-23	740.60	03/14/2022	ND	55.89	0.00	684.71
HCW-24						
HCW-24	741.73	02/08/2021	ND	49.37	0.00	692.36
HCW-24	741.73	02/16/2021	ND	49.15	0.00	692.58
HCW-24	741.73	02/22/2021	ND	49.13	0.00	692.60
HCW-24	741.73	03/04/2021	ND	49.15	0.00	692.58
HCW-24	741.73	03/08/2021	ND	49.21	0.00	692.52
HCW-24	741.73	03/15/2021	ND	49.23	0.00	692.50
HCW-24	741.73	03/22/2021	ND	49.16	0.00	692.57
HCW-24	741.73	04/01/2021	ND	49.18	0.00	692.55
HCW-24	741.73	04/12/2021	ND	49.18	0.00	692.55
HCW-24	741.73	04/19/2021	ND	49.21	0.00	692.52
HCW-24	741.73	04/29/2021	ND	49.11	0.00	692.62
HCW-24	741.73	05/03/2021	ND	49.09	0.00	692.64
HCW-24	741.73	05/10/2021	ND	49.15	0.00	692.58
HCW-24	741.73	05/18/2021	ND	49.14	0.00	692.59
HCW-24	741.73	05/26/2021	ND	49.61	0.00	692.12
HCW-24	741.73	05/31/2021	ND	49.06	0.00	692.67
HCW-24	741.73	06/07/2021	ND	49.07	0.00	692.66
HCW-24	741.73	06/14/2021	ND	49.02	0.00	692.71
HCW-24	741.73	06/21/2021	ND	50.68	0.00	691.05

Table 4
Summary of Recovery Well Gauging Data

Colonial Pipeline Company
2020-L1-SR2448
Huntersville, North Carolina

Well ID	Top Of Casing Elevation[1]	Date	Depth to Free Product (ft btoc)	Depth to Groundwater (ft btoc)	Free Product Thickness (ft)	Groundwater Elevation[2] (ft btoc)
HCW-24	741.73	07/01/2021	ND	50.93	0.00	690.80
HCW-24	741.73	07/06/2021	ND	49.28	0.00	692.45
HCW-24	741.73	07/14/2021	ND	49.33	0.00	692.40
HCW-24	741.73	07/28/2021	ND	49.49	0.00	692.24
HCW-24	741.73	08/02/2021	ND	49.75	0.00	691.98
HCW-24	741.73	08/16/2021	ND	49.84	0.00	691.89
HCW-24	741.73	08/26/2021	ND	50.02	0.00	691.71
HCW-24	741.73	08/30/2021	ND	50.29	0.00	691.44
HCW-24	741.73	09/14/2021	ND	50.61	0.00	691.12
HCW-24	741.73	09/23/2021	ND	50.70	0.00	691.03
HCW-24	741.73	10/06/2021	ND	51.13	0.00	690.60
HCW-24	741.73	10/12/2021	ND	51.26	0.00	690.47
HCW-24	741.73	10/18/2021	ND	51.34	0.00	690.39
HCW-24	741.73	10/27/2021	ND	51.37	0.00	690.36
HCW-24	741.73	11/01/2021	ND	51.57	0.00	690.16
HCW-24	741.73	11/15/2021	ND	51.98	0.00	689.75
HCW-24	741.73	11/22/2021	ND	52.10	0.00	689.63
HCW-24	741.73	11/30/2021	ND	52.21	0.00	689.52
HCW-24	741.73	12/06/2021	ND	52.30	0.00	689.43
HCW-24	741.73	12/13/2021	ND	52.63	0.00	689.10
HCW-24	741.73	12/20/2021	ND	52.79	0.00	688.94
HCW-24	741.73	12/28/2021	ND	52.82	0.00	688.91
HCW-24	741.73	01/04/2022	ND	53.20	0.00	688.53
HCW-24	741.73	01/10/2022	ND	53.15	0.00	688.58
HCW-24	741.73	01/27/2022	ND	53.35	0.00	688.38
HCW-24	741.73	01/31/2022	ND	53.48	0.00	688.25
HCW-24	741.73	02/09/2022	ND	53.82	0.00	687.91
HCW-24	741.73	02/14/2022	ND	54.02	0.00	687.71
HCW-24	741.73	02/24/2022	ND	54.05	0.00	687.68
HCW-24	741.73	02/28/2022	ND	54.15	0.00	687.58
HCW-24	741.73	03/07/2022	ND	54.22	0.00	687.51
HCW-24	741.73	03/14/2022	ND	54.34	0.00	687.39
HCW-25						
HCW-25	729.91	02/16/2021	32.79	33.94	1.15	696.81
HCW-25	729.91	02/22/2021	32.13	35.65	3.52	696.84
HCW-25	729.91	03/04/2021	35.15	37.47	2.32	694.14
HCW-25	729.91	03/08/2021	31.69	37.51	5.82	696.66
HCW-25	729.91	03/15/2021	31.69	37.42	5.73	696.68
HCW-25	729.91	03/22/2021	31.65	37.25	5.60	696.76
HCW-25	729.91	04/01/2021	31.62	37.18	5.56	696.80
HCW-25	729.91	04/12/2021	31.58	37.02	5.44	696.87
HCW-25	729.91	04/19/2021	31.53	36.91	5.38	696.94
HCW-25	729.91	04/29/2021	31.67	36.19	4.52	697.03
HCW-25	729.91	05/03/2021	31.74	36.06	4.32	697.01

Table 4
Summary of Recovery Well Gauging Data

Colonial Pipeline Company
2020-L1-SR2448
Huntersville, North Carolina

Well ID	Top Of Casing Elevation[1]	Date	Depth to Free Product (ft btoc)	Depth to Groundwater (ft btoc)	Free Product Thickness (ft)	Groundwater Elevation[2] (ft btoc)
HCW-25	729.91	05/10/2021	ARP	ARP	ARP	ARP
HCW-25	729.91	05/26/2021	33.23	35.83	2.60	695.98
HCW-25	730.41	06/09/2021	33.66	35.95	2.29	696.14
HCW-25	730.41	07/01/2021	34.22	36.37	2.15	695.62
HCW-25	730.41	07/14/2021	34.54	36.60	2.06	695.32
HCW-25	730.41	07/28/2021	34.76	36.87	2.11	695.09
HCW-25	730.41	08/26/2021	35.48	37.08	1.60	694.51
HCW-25	730.41	09/16/2021	36.13	37.04	0.91	694.04
HCW-25	730.41	09/23/2021	36.29	37.11	0.82	693.90
HCW-25	730.41	10/12/2021	ARP	ARP	ARP	ARP
HCW-25	730.41	10/27/2021	37.19	37.72	0.53	693.08
HCW-25	730.41	11/30/2021	37.84	38.35	0.51	692.44
HCW-25	730.41	12/06/2021	ARP	ARP	ARP	ARP
HCW-25	730.41	12/13/2021	ARP	ARP	ARP	ARP
HCW-25	730.41	12/20/2021	ARP	ARP	ARP	ARP
HCW-25	730.41	12/28/2021	38.22	39.37	1.15	691.89
HCW-25	730.41	01/04/2022	ARP	ARP	ARP	ARP
HCW-25	730.41	01/10/2022	ARP	ARP	ARP	ARP
HCW-25	730.41	01/27/2022	38.48	40.20	1.72	691.47
HCW-25	730.41	02/24/2022	38.91	40.25	1.34	691.14
HCW-26						
HCW-26	730.52	02/16/2021	ND	34.17	0.00	696.35
HCW-26	730.52	02/22/2021	ND	34.21	0.00	696.31
HCW-26	730.52	03/04/2021	ND	34.13	0.00	696.39
HCW-26	730.52	03/08/2021	ND	34.30	0.00	696.22
HCW-26	730.52	03/15/2021	ND	34.35	0.00	696.17
HCW-26	730.52	04/01/2021	ND	34.30	0.00	696.22
HCW-26	730.52	04/12/2021	ND	34.04	0.00	696.48
HCW-26	730.52	04/19/2021	ND	34.01	0.00	696.51
HCW-26	730.52	04/29/2021	ND	33.98	0.00	696.54
HCW-26	730.52	05/03/2021	ND	33.96	0.00	696.56
HCW-26	730.52	05/10/2021	ND	34.24	0.00	696.28
HCW-26	730.52	05/18/2021	ND	34.46	0.00	696.06
HCW-26	730.52	05/26/2021	ND	34.42	0.00	696.10
HCW-26	730.52	05/31/2021	ND	34.63	0.00	695.89
HCW-26	730.52	06/07/2021	ND	34.76	0.00	695.76
HCW-26	730.52	06/14/2021	ND	34.86	0.00	695.66
HCW-26	730.52	06/21/2021	ND	35.02	0.00	695.50
HCW-26	730.52	07/01/2021	ND	35.11	0.00	695.41
HCW-26	730.52	07/06/2021	ND	35.43	0.00	695.09
HCW-26	730.52	07/14/2021	ND	35.44	0.00	695.08
HCW-26	730.52	07/28/2021	ND	35.69	0.00	694.83
HCW-26	730.52	08/02/2021	ND	35.98	0.00	694.54
HCW-26	730.52	08/16/2021	ND	36.12	0.00	694.40

Table 4
Summary of Recovery Well Gauging Data

Colonial Pipeline Company
2020-L1-SR2448
Huntersville, North Carolina

Well ID	Top Of Casing Elevation[1]	Date	Depth to Free Product (ft btoc)	Depth to Groundwater (ft btoc)	Free Product Thickness (ft)	Groundwater Elevation[2] (ft btoc)
HCW-26	730.52	08/26/2021	ND	36.22	0.00	694.30
HCW-26	730.52	08/30/2021	ND	36.38	0.00	694.14
HCW-26	730.52	09/14/2021	ND	36.69	0.00	693.83
HCW-26	730.52	09/23/2021	ND	36.79	0.00	693.73
HCW-26	730.52	10/06/2021	ND	37.21	0.00	693.31
HCW-26	730.52	10/12/2021	ND	37.33	0.00	693.19
HCW-26	730.52	10/18/2021	ND	37.42	0.00	693.10
HCW-26	730.52	10/27/2021	ND	37.60	0.00	692.92
HCW-26	730.52	11/01/2021	ND	37.75	0.00	692.77
HCW-26	730.52	11/15/2021	ND	38.07	0.00	692.45
HCW-26	730.52	11/22/2021	ND	38.13	0.00	692.39
HCW-26	730.52	11/30/2021	ND	38.28	0.00	692.24
HCW-26	730.52	12/06/2021	ND	38.31	0.00	692.21
HCW-26	730.52	12/13/2021	ND	38.08	0.00	692.44
HCW-26	730.52	12/20/2021	ND	38.80	0.00	691.72
HCW-26	730.52	12/28/2021	ND	38.74	0.00	691.78
HCW-26	730.52	01/04/2022	ND	39.11	0.00	691.41
HCW-26	730.52	01/10/2022	ND	39.09	0.00	691.43
HCW-26	730.52	01/27/2022	ND	39.08	0.00	691.44
HCW-26	730.52	01/31/2022	ND	39.17	0.00	691.35
HCW-26	730.52	02/09/2022	ND	39.34	0.00	691.18
HCW-26	730.52	02/14/2022	ND	39.50	0.00	691.02
HCW-26	730.52	02/24/2022	ND	39.51	0.00	691.01
HCW-26	730.52	02/28/2022	ND	39.69	0.00	690.83
HCW-26	730.52	03/07/2022	ND	39.73	0.00	690.79
HCW-26	730.52	03/14/2022	ND	39.84	0.00	690.68
HCW-27						
HCW-27	729.91	02/16/2021	ND	33.94	0.00	695.97
HCW-27	729.91	02/22/2021	ND	34.10	0.00	695.81
HCW-27	729.91	03/04/2021	ND	34.14	0.00	695.77
HCW-27	729.91	03/08/2021	ND	34.28	0.00	695.63
HCW-27	729.91	03/15/2021	ND	34.38	0.00	695.53
HCW-27	729.91	03/22/2021	ND	34.31	0.00	695.60
HCW-27	729.91	04/01/2021	ND	34.31	0.00	695.60
HCW-27	729.91	04/12/2021	ND	34.15	0.00	695.76
HCW-27	729.91	04/19/2021	ND	34.13	0.00	695.78
HCW-27	729.91	04/29/2021	ND	34.04	0.00	695.87
HCW-27	729.91	05/03/2021	ND	34.11	0.00	695.80
HCW-27	729.91	05/10/2021	ND	35.25	0.00	694.66
HCW-27	729.91	05/18/2021	ND	34.35	0.00	695.56
HCW-27	729.91	05/26/2021	ND	34.30	0.00	695.61
HCW-27	729.91	05/31/2021	ND	34.42	0.00	695.49
HCW-27	729.91	06/07/2021	ND	34.48	0.00	695.43
HCW-27	729.91	06/14/2021	ND	34.53	0.00	695.38

Table 4
Summary of Recovery Well Gauging Data

Colonial Pipeline Company
2020-L1-SR2448
Huntersville, North Carolina

Well ID	Top Of Casing Elevation[1]	Date	Depth to Free Product (ft btoc)	Depth to Groundwater (ft btoc)	Free Product Thickness (ft)	Groundwater Elevation[2] (ft btoc)
HCW-27	729.91	06/21/2021	ND	34.59	0.00	695.32
HCW-27	729.91	07/01/2021	ND	34.77	0.00	695.14
HCW-27	729.91	07/06/2021	ND	39.94	0.00	689.97
HCW-27	729.91	07/14/2021	ND	35.03	0.00	694.88
HCW-27	729.91	07/28/2021	ND	35.30	0.00	694.61
HCW-27	729.91	08/02/2021	ND	35.51	0.00	694.40
HCW-27	729.91	08/16/2021	ND	35.73	0.00	694.18
HCW-27	729.91	08/26/2021	ND	35.87	0.00	694.04
HCW-27	729.91	08/30/2021	ND	35.97	0.00	693.94
HCW-27	729.91	09/14/2021	ND	36.33	0.00	693.58
HCW-27	729.91	09/23/2021	ND	36.43	0.00	693.48
HCW-27	729.91	10/06/2021	ND	36.73	0.00	693.18
HCW-27	729.91	10/12/2021	ND	36.89	0.00	693.02
HCW-27	729.91	10/18/2021	Dry	Dry	Dry	Dry
HCW-27	729.91	10/27/2021	ND	37.15	0.00	692.76
HCW-27	729.91	11/01/2021	ND	37.18	0.00	692.73
HCW-27	729.91	11/15/2021	ND	37.42	0.00	692.49
HCW-27	729.91	11/22/2021	ND	37.50	0.00	692.41
HCW-27	729.91	11/30/2021	ND	37.56	0.00	692.35
HCW-27	729.91	12/06/2021	Dry	Dry	Dry	Dry
HCW-27	729.91	12/13/2021	ND	37.70	0.00	692.21
HCW-27	729.91	12/20/2021	Dry	Dry	Dry	Dry
HCW-27	729.91	12/28/2021	ND	37.83	0.00	692.08
HCW-27	729.91	01/04/2022	ND	37.88	0.00	692.03
HCW-27	729.91	01/10/2022	Dry	Dry	Dry	Dry
HCW-27	729.91	01/27/2022	Dry	Dry	Dry	Dry
HCW-27	729.91	01/31/2022	Dry	Dry	Dry	Dry
HCW-27	729.91	02/09/2022	Dry	Dry	Dry	Dry
HCW-27	729.91	02/14/2022	Dry	Dry	Dry	Dry
HCW-27	729.91	02/24/2022	ND	38.00	0.00	691.91
HCW-27	729.91	02/28/2022	Dry	Dry	Dry	Dry
HCW-27	729.91	03/07/2022	Dry	Dry	Dry	Dry
HCW-27	729.91	03/14/2022	Dry	Dry	Dry	Dry
NHCW-01						
NHCW-01	718.93	02/16/2021	ND	29.89	0.00	689.04
NHCW-01	718.93	02/22/2021	ND	29.80	0.00	689.13
NHCW-01	718.93	03/04/2021	ND	29.95	0.00	688.98
NHCW-01	718.93	03/08/2021	ND	29.73	0.00	689.20
NHCW-01	718.93	03/15/2021	ND	29.74	0.00	689.19
NHCW-01	718.93	03/22/2021	ND	29.66	0.00	689.27
NHCW-01	718.93	04/01/2021	ND	29.38	0.00	689.55
NHCW-01	718.93	04/12/2021	ND	29.36	0.00	689.57
NHCW-01	718.93	04/19/2021	ND	29.38	0.00	689.55
NHCW-01	718.93	04/29/2021	ND	29.14	0.00	689.79

Table 4
Summary of Recovery Well Gauging Data

Colonial Pipeline Company
2020-L1-SR2448
Huntersville, North Carolina

Well ID	Top Of Casing Elevation[1]	Date	Depth to Free Product (ft btoc)	Depth to Groundwater (ft btoc)	Free Product Thickness (ft)	Groundwater Elevation[2] (ft btoc)
NHCW-01	718.93	05/03/2021	ND	29.25	0.00	689.68
NHCW-01	718.93	05/10/2021	ND	29.95	0.00	688.98
NHCW-01	718.93	05/18/2021	ND	29.19	0.00	689.74
NHCW-01	718.93	05/26/2021	ND	29.11	0.00	689.82
NHCW-01	718.93	05/31/2021	ND	29.40	0.00	689.53
NHCW-01	718.93	06/07/2021	ND	29.45	0.00	689.48
NHCW-01	718.93	06/14/2021	ND	29.49	0.00	689.44
NHCW-01	718.93	06/21/2021	ND	29.74	0.00	689.19
NHCW-01	718.93	07/01/2021	ND	29.67	0.00	689.26
NHCW-01	718.93	07/06/2021	ND	30.12	0.00	688.81
NHCW-01	718.93	07/14/2021	ND	30.05	0.00	688.88
NHCW-01	718.93	07/28/2021	ND	30.51	0.00	688.42
NHCW-01	718.93	08/02/2021	ND	31.01	0.00	687.92
NHCW-01	718.93	08/16/2021	ND	31.30	0.00	687.63
NHCW-01	718.93	08/26/2021	ND	31.30	0.00	687.63
NHCW-01	718.93	08/30/2021	ND	31.60	0.00	687.33
NHCW-01	718.93	09/14/2021	ND	32.38	0.00	686.55
NHCW-01	718.93	09/23/2021	ND	32.22	0.00	686.71
NHCW-01	718.93	10/06/2021	ND	32.80	0.00	686.13
NHCW-01	718.93	10/12/2021	ND	32.90	0.00	686.03
NHCW-01	718.93	10/18/2021	ND	33.09	0.00	685.84
NHCW-01	718.93	10/27/2021	ND	33.01	0.00	685.92
NHCW-01	718.93	11/01/2021	ND	33.17	0.00	685.76
NHCW-01	718.93	11/15/2021	ND	33.50	0.00	685.43
NHCW-01	718.93	11/22/2021	ND	33.65	0.00	685.28
NHCW-01	718.93	11/30/2021	ND	33.82	0.00	685.11
NHCW-01	718.93	12/06/2021	ND	33.97	0.00	684.96
NHCW-01	718.93	12/13/2021	ND	34.21	0.00	684.72
NHCW-01	718.93	12/20/2021	ND	34.58	0.00	684.35
NHCW-01	718.93	12/28/2021	ND	34.51	0.00	684.42
NHCW-01	718.93	01/04/2022	ND	35.01	0.00	683.92
NHCW-01	718.93	01/10/2022	ND	35.19	0.00	683.74
NHCW-01	718.93	01/27/2022	ND	35.42	0.00	683.51
NHCW-01	718.93	01/31/2022	ND	35.58	0.00	683.35
NHCW-01	718.93	02/09/2022	ND	35.94	0.00	682.99
NHCW-01	718.93	02/14/2022	ND	36.25	0.00	682.68
NHCW-01	718.93	02/24/2022	ND	36.51	0.00	682.42
NHCW-01	718.93	02/28/2022	ND	36.70	0.00	682.23
NHCW-01	718.93	03/07/2022	ND	36.90	0.00	682.03
NHCW-01	718.93	03/14/2022	ND	36.98	0.00	681.95
NHCW-02						
NHCW-02	719.11	02/16/2021	ND	30.05	0.00	689.06
NHCW-02	719.11	02/22/2021	ND	29.94	0.00	689.17
NHCW-02	719.11	03/04/2021	ND	29.78	0.00	689.33

Table 4
Summary of Recovery Well Gauging Data

Colonial Pipeline Company
2020-L1-SR2448
Huntersville, North Carolina

Well ID	Top Of Casing Elevation[1]	Date	Depth to Free Product (ft btoc)	Depth to Groundwater (ft btoc)	Free Product Thickness (ft)	Groundwater Elevation[2] (ft btoc)
NHCW-02	719.11	03/08/2021	ND	29.92	0.00	689.19
NHCW-02	719.11	03/15/2021	ND	29.88	0.00	689.23
NHCW-02	719.11	03/22/2021	ND	29.79	0.00	689.32
NHCW-02	719.11	04/01/2021	ND	29.54	0.00	689.57
NHCW-02	719.11	04/12/2021	ND	29.46	0.00	689.65
NHCW-02	719.11	04/19/2021	ND	29.48	0.00	689.63
NHCW-02	719.11	04/29/2021	ND	29.30	0.00	689.81
NHCW-02	719.11	05/03/2021	ND	29.34	0.00	689.77
NHCW-02	719.11	05/10/2021	ND	29.41	0.00	689.70
NHCW-02	719.11	05/18/2021	ND	29.35	0.00	689.76
NHCW-02	719.11	05/26/2021	ND	29.28	0.00	689.83
NHCW-02	719.11	05/31/2021	ND	29.55	0.00	689.56
NHCW-02	719.11	06/07/2021	ND	29.61	0.00	689.50
NHCW-02	719.11	06/14/2021	ND	29.68	0.00	689.43
NHCW-02	719.11	06/21/2021	ND	29.91	0.00	689.20
NHCW-02	719.11	07/01/2021	ND	29.89	0.00	689.22
NHCW-02	719.11	07/06/2021	ND	30.29	0.00	688.82
NHCW-02	719.11	07/14/2021	ND	30.27	0.00	688.84
NHCW-02	719.11	07/28/2021	ND	30.74	0.00	688.37
NHCW-02	719.11	08/02/2021	ND	31.20	0.00	687.91
NHCW-02	719.11	08/16/2021	ND	31.50	0.00	687.61
NHCW-02	719.11	08/26/2021	ND	31.56	0.00	687.55
NHCW-02	719.11	08/30/2021	ND	31.82	0.00	687.29
NHCW-02	719.11	09/14/2021	ND	32.52	0.00	686.59
NHCW-02	719.11	09/23/2021	ND	32.49	0.00	686.62
NHCW-02	719.11	10/06/2021	ND	33.04	0.00	686.07
NHCW-02	719.11	10/12/2021	ND	33.17	0.00	685.94
NHCW-02	719.11	10/18/2021	ND	33.35	0.00	685.76
NHCW-02	719.11	10/27/2021	ND	33.33	0.00	685.78
NHCW-02	719.11	11/01/2021	ND	33.48	0.00	685.63
NHCW-02	719.11	11/15/2021	ND	33.83	0.00	685.28
NHCW-02	719.11	11/22/2021	ND	33.95	0.00	685.16
NHCW-02	719.11	11/30/2021	ND	34.16	0.00	684.95
NHCW-02	719.11	12/06/2021	ND	34.30	0.00	684.81
NHCW-02	719.11	12/13/2021	ND	34.57	0.00	684.54
NHCW-02	719.11	12/20/2021	ND	34.88	0.00	684.23
NHCW-02	719.11	12/28/2021	ND	34.83	0.00	684.28
NHCW-02	719.11	01/04/2022	ND	35.33	0.00	683.78
NHCW-02	719.11	01/10/2022	ND	35.56	0.00	683.55
NHCW-02	719.11	01/27/2022	ND	35.78	0.00	683.33
NHCW-02	719.11	01/31/2022	ND	35.94	0.00	683.17
NHCW-02	719.11	02/09/2022	ND	36.29	0.00	682.82
NHCW-02	719.11	02/14/2022	ND	36.68	0.00	682.43
NHCW-02	719.11	02/24/2022	ND	36.89	0.00	682.22

Table 4
Summary of Recovery Well Gauging Data

Colonial Pipeline Company
2020-L1-SR2448
Huntersville, North Carolina

Well ID	Top Of Casing Elevation[1]	Date	Depth to Free Product (ft btoc)	Depth to Groundwater (ft btoc)	Free Product Thickness (ft)	Groundwater Elevation[2] (ft btoc)
NHCW-02	719.11	02/28/2022	ND	37.10	0.00	682.01
NHCW-02	719.11	03/07/2022	ND	37.23	0.00	681.88
NHCW-02	719.11	03/14/2022	ND	37.35	0.00	681.76
NHCW-03						
NHCW-03	717.56	02/16/2021	ND	28.57	0.00	688.99
NHCW-03	717.56	02/22/2021	ND	28.47	0.00	689.09
NHCW-03	717.56	03/04/2021	ND	28.31	0.00	689.25
NHCW-03	717.56	03/08/2021	ND	28.41	0.00	689.15
NHCW-03	717.56	03/15/2021	ND	28.32	0.00	689.24
NHCW-03	717.56	03/22/2021	ND	28.25	0.00	689.31
NHCW-03	717.56	04/01/2021	ND	28.06	0.00	689.50
NHCW-03	717.56	04/12/2021	ND	27.87	0.00	689.69
NHCW-03	717.56	04/19/2021	ND	27.87	0.00	689.69
NHCW-03	717.56	04/29/2021	ND	27.80	0.00	689.76
NHCW-03	717.56	05/03/2021	ND	27.81	0.00	689.75
NHCW-03	717.56	05/10/2021	ND	28.91	0.00	688.65
NHCW-03	717.56	05/18/2021	ND	27.91	0.00	689.65
NHCW-03	717.56	05/26/2021	ND	27.89	0.00	689.67
NHCW-03	717.56	05/31/2021	ND	28.07	0.00	689.49
NHCW-03	717.56	06/07/2021	ND	28.17	0.00	689.39
NHCW-03	717.56	06/14/2021	ND	28.24	0.00	689.32
NHCW-03	717.56	06/21/2021	ND	28.45	0.00	689.11
NHCW-03	717.56	07/01/2021	ND	28.84	0.00	688.72
NHCW-03	717.56	07/06/2021	ND	28.81	0.00	688.75
NHCW-03	717.56	07/14/2021	ND	28.91	0.00	688.65
NHCW-03	717.56	07/28/2021	ND	29.40	0.00	688.16
NHCW-03	717.56	08/02/2021	ND	29.82	0.00	687.74
NHCW-03	717.56	08/16/2021	ND	30.14	0.00	687.42
NHCW-03	717.56	08/26/2021	ND	30.33	0.00	687.23
NHCW-03	717.56	08/30/2021	ND	30.51	0.00	687.05
NHCW-03	717.56	09/14/2021	ND	31.13	0.00	686.43
NHCW-03	717.56	09/23/2021	ND	31.31	0.00	686.25
NHCW-03	717.56	10/06/2021	ND	31.88	0.00	685.68
NHCW-03	717.56	10/12/2021	ND	32.02	0.00	685.54
NHCW-03	717.56	10/18/2021	ND	32.21	0.00	685.35
NHCW-03	717.56	10/27/2021	ND	32.24	0.00	685.32
NHCW-03	717.56	11/01/2021	ND	32.39	0.00	685.17
NHCW-03	717.56	11/15/2021	ND	32.82	0.00	684.74
NHCW-03	717.56	11/22/2021	ND	32.93	0.00	684.63
NHCW-03	717.56	11/30/2021	ND	33.19	0.00	684.37
NHCW-03	717.56	12/06/2021	ND	33.32	0.00	684.24
NHCW-03	717.56	12/13/2021	ND	33.61	0.00	683.95
NHCW-03	717.56	12/20/2021	ND	33.89	0.00	683.67
NHCW-03	717.56	12/28/2021	ND	33.94	0.00	683.62

Table 4
Summary of Recovery Well Gauging Data

Colonial Pipeline Company
2020-L1-SR2448
Huntersville, North Carolina

Well ID	Top Of Casing Elevation[1]	Date	Depth to Free Product (ft btoc)	Depth to Groundwater (ft btoc)	Free Product Thickness (ft)	Groundwater Elevation[2] (ft btoc)
NHCW-03	717.56	01/04/2022	ND	34.38	0.00	683.18
NHCW-03	717.56	01/10/2022	ND	34.74	0.00	682.82
NHCW-03	717.56	01/27/2022	ND	34.92	0.00	682.64
NHCW-03	717.56	01/31/2022	ND	35.11	0.00	682.45
NHCW-03	717.56	02/09/2022	ND	35.50	0.00	682.06
NHCW-03	717.56	02/14/2022	ND	35.87	0.00	681.69
NHCW-03	717.56	02/24/2022	ND	36.11	0.00	681.45
NHCW-03	717.56	02/28/2022	ND	36.38	0.00	681.18
NHCW-03	717.56	03/07/2022	ND	36.63	0.00	680.93
NHCW-03	717.56	03/14/2022	ND	36.58	0.00	680.98
NHCW-04						
NHCW-04	716.18	02/16/2021	ND	22.23	0.00	693.95
NHCW-04	716.18	02/22/2021	ND	27.11	0.00	689.07
NHCW-04	716.18	03/04/2021	ND	26.95	0.00	689.23
NHCW-04	716.18	03/08/2021	ND	27.02	0.00	689.16
NHCW-04	716.18	03/15/2021	ND	26.95	0.00	689.23
NHCW-04	716.18	03/22/2021	ND	26.90	0.00	689.28
NHCW-04	716.18	04/01/2021	ND	26.70	0.00	689.48
NHCW-04	716.18	04/12/2021	ND	26.47	0.00	689.71
NHCW-04	716.18	04/19/2021	ND	26.48	0.00	689.70
NHCW-04	716.18	04/29/2021	ND	26.44	0.00	689.74
NHCW-04	716.18	05/03/2021	ND	26.40	0.00	689.78
NHCW-04	716.18	05/10/2021	ND	27.53	0.00	688.65
NHCW-04	716.18	05/18/2021	ND	26.57	0.00	689.61
NHCW-04	716.18	05/26/2021	ND	26.57	0.00	689.61
NHCW-04	716.18	05/31/2021	ND	26.76	0.00	689.42
NHCW-04	716.18	06/07/2021	ND	26.85	0.00	689.33
NHCW-04	716.18	06/14/2021	ND	26.92	0.00	689.26
NHCW-04	716.18	06/21/2021	ND	27.14	0.00	689.04
NHCW-04	716.18	07/01/2021	ND	27.25	0.00	688.93
NHCW-04	716.18	07/06/2021	ND	27.49	0.00	688.69
NHCW-04	716.18	07/14/2021	ND	27.60	0.00	688.58
NHCW-04	716.18	07/28/2021	ND	28.14	0.00	688.04
NHCW-04	716.18	08/02/2021	ND	28.56	0.00	687.62
NHCW-04	716.18	08/16/2021	ND	28.91	0.00	687.27
NHCW-04	716.18	08/26/2021	ND	28.10	0.00	688.08
NHCW-04	716.18	08/30/2021	ND	29.28	0.00	686.90
NHCW-04	716.18	09/14/2021	ND	29.91	0.00	686.27
NHCW-04	716.18	09/23/2021	ND	30.11	0.00	686.07
NHCW-04	716.18	10/06/2021	ND	30.73	0.00	685.45
NHCW-04	716.18	10/12/2021	ND	30.88	0.00	685.30
NHCW-04	716.18	10/18/2021	ND	31.10	0.00	685.08
NHCW-04	716.18	10/27/2021	ND	31.12	0.00	685.06
NHCW-04	716.18	11/01/2021	ND	31.24	0.00	684.94

Table 4
Summary of Recovery Well Gauging Data

Colonial Pipeline Company
2020-L1-SR2448
Huntersville, North Carolina

Well ID	Top Of Casing Elevation[1]	Date	Depth to Free Product (ft btoc)	Depth to Groundwater (ft btoc)	Free Product Thickness (ft)	Groundwater Elevation[2] (ft btoc)
NHCW-04	716.18	11/15/2021	ND	31.71	0.00	684.47
NHCW-04	716.18	11/22/2021	ND	31.90	0.00	684.28
NHCW-04	716.18	11/30/2021	ND	32.09	0.00	684.09
NHCW-04	716.18	12/06/2021	ND	32.31	0.00	683.87
NHCW-04	716.18	12/13/2021	ND	33.62	0.00	682.56
NHCW-04	716.18	12/20/2021	ND	32.91	0.00	683.27
NHCW-04	716.18	12/28/2021	ND	32.84	0.00	683.34
NHCW-04	716.18	01/04/2022	ND	33.38	0.00	682.80
NHCW-04	716.18	01/10/2022	ND	33.80	0.00	682.38
NHCW-04	716.18	01/27/2022	ND	33.89	0.00	682.29
NHCW-04	716.18	01/31/2022	ND	34.18	0.00	682.00
NHCW-04	716.18	02/09/2022	ND	34.54	0.00	681.64
NHCW-04	716.18	02/14/2022	ND	34.91	0.00	681.27
NHCW-04	716.18	02/24/2022	ND	35.09	0.00	681.09
NHCW-04	716.18	02/28/2022	ND	35.47	0.00	680.71
NHCW-04	716.18	03/07/2022	ND	35.76	0.00	680.42
NHCW-04	716.18	03/14/2022	ND	35.56	0.00	680.62
NHCW-05						
NHCW-05	715.34	02/16/2021	ND	26.51	0.00	688.83
NHCW-05	715.34	02/22/2021	ND	26.37	0.00	688.97
NHCW-05	715.34	03/04/2021	ND	26.20	0.00	689.14
NHCW-05	715.34	03/08/2021	ND	26.28	0.00	689.06
NHCW-05	715.34	03/15/2021	ND	26.20	0.00	689.14
NHCW-05	715.34	03/22/2021	ND	26.14	0.00	689.20
NHCW-05	715.34	04/01/2021	ND	25.94	0.00	689.40
NHCW-05	715.34	04/12/2021	ND	25.68	0.00	689.66
NHCW-05	715.34	04/19/2021	ND	25.70	0.00	689.64
NHCW-05	715.34	04/29/2021	ND	25.69	0.00	689.65
NHCW-05	715.34	05/03/2021	ND	25.71	0.00	689.63
NHCW-05	715.34	05/10/2021	ND	25.80	0.00	689.54
NHCW-05	715.34	05/18/2021	ND	25.90	0.00	689.44
NHCW-05	715.34	05/26/2021	ND	25.90	0.00	689.44
NHCW-05	715.34	05/31/2021	ND	26.10	0.00	689.24
NHCW-05	715.34	06/07/2021	ND	26.21	0.00	689.13
NHCW-05	715.34	06/14/2021	ND	26.28	0.00	689.06
NHCW-05	715.34	06/21/2021	ND	26.52	0.00	688.82
NHCW-05	715.34	07/01/2021	ND	26.63	0.00	688.71
NHCW-05	715.34	07/06/2021	ND	26.88	0.00	688.46
NHCW-05	715.34	07/14/2021	ND	26.98	0.00	688.36
NHCW-05	715.34	07/28/2021	ND	27.50	0.00	687.84
NHCW-05	715.34	08/02/2021	ND	28.08	0.00	687.26
NHCW-05	715.34	08/16/2021	ND	28.40	0.00	686.94
NHCW-05	715.34	08/26/2021	ND	26.57	0.00	688.77
NHCW-05	715.34	08/30/2021	ND	28.83	0.00	686.51

Table 4
Summary of Recovery Well Gauging Data

Colonial Pipeline Company
2020-L1-SR2448
Huntersville, North Carolina

Well ID	Top Of Casing Elevation[1]	Date	Depth to Free Product (ft btoc)	Depth to Groundwater (ft btoc)	Free Product Thickness (ft)	Groundwater Elevation[2] (ft btoc)
NHCW-05	715.34	09/14/2021	29.05	30.45	1.40	685.92
NHCW-05	715.34	09/16/2021	28.91	30.58	1.67	685.99
NHCW-05	715.34	09/23/2021	28.94	32.83	3.89	685.36
NHCW-05	715.34	10/12/2021	ARP	ARP	ARP	ARP
NHCW-05	715.34	10/27/2021	30.88	31.76	0.88	684.23
NHCW-05	715.86	11/30/2021	31.78	32.90	1.12	683.78
NHCW-05	715.86	12/06/2021	ARP	ARP	ARP	ARP
NHCW-05	715.86	12/13/2021	ARP	ARP	ARP	ARP
NHCW-05	715.86	12/20/2021	ARP	ARP	ARP	ARP
NHCW-05	715.86	12/28/2021	32.66	33.61	0.95	682.95
NHCW-05	715.86	01/04/2022	ARP	ARP	ARP	ARP
NHCW-05	715.86	01/10/2022	ARP	ARP	ARP	ARP
NHCW-05	715.86	01/27/2022	33.90	34.58	0.68	681.78
NHCW-05	715.86	02/24/2022	ND	35.35	0.00	680.51
NHCW-06						
NHCW-06	714.96	02/16/2021	ND	26.23	0.00	688.73
NHCW-06	714.96	02/22/2021	ND	26.07	0.00	688.89
NHCW-06	714.96	03/04/2021	ND	25.90	0.00	689.06
NHCW-06	714.96	03/08/2021	ND	26.96	0.00	688.00
NHCW-06	714.96	03/15/2021	ND	25.88	0.00	689.08
NHCW-06	714.96	03/22/2021	ND	25.82	0.00	689.14
NHCW-06	714.96	04/01/2021	ND	25.59	0.00	689.37
NHCW-06	714.96	04/12/2021	ND	25.32	0.00	689.64
NHCW-06	714.96	04/19/2021	ND	25.37	0.00	689.59
NHCW-06	714.96	04/29/2021	ND	25.36	0.00	689.60
NHCW-06	714.96	05/03/2021	ND	25.38	0.00	689.58
NHCW-06	714.96	05/10/2021	ND	25.50	0.00	689.46
NHCW-06	714.96	05/18/2021	ND	25.60	0.00	689.36
NHCW-06	714.96	05/26/2021	ND	25.62	0.00	689.34
NHCW-06	714.96	06/07/2021	ND	25.96	0.00	689.00
NHCW-06	714.96	06/14/2021	ND	26.03	0.00	688.93
NHCW-06	714.97	06/21/2021	ND	26.28	0.00	688.69
NHCW-06	714.97	07/01/2021	ND	26.38	0.00	688.59
NHCW-06	714.97	07/06/2021	ND	26.63	0.00	688.34
NHCW-06	714.97	07/14/2021	26.61	27.06	0.45	688.23
NHCW-06	714.97	07/28/2021	27.09	28.74	1.65	687.43
NHCW-06	714.97	08/26/2021	27.97	30.60	2.63	686.29
NHCW-06	714.97	09/16/2021	27.70	31.52	3.82	686.24
NHCW-06	714.97	09/23/2021	28.95	31.63	2.68	685.30
NHCW-06	714.97	10/12/2021	ARP	ARP	ARP	ARP
NHCW-06	714.97	10/27/2021	29.96	33.18	3.22	684.14
NHCW-06	715.86	11/30/2021	30.86	34.68	3.82	683.98
NHCW-06	715.86	12/06/2021	ARP	ARP	ARP	ARP
NHCW-06	715.86	12/13/2021	ARP	ARP	ARP	ARP

Table 4
Summary of Recovery Well Gauging Data

Colonial Pipeline Company
2020-L1-SR2448
Huntersville, North Carolina

Well ID	Top Of Casing Elevation[1]	Date	Depth to Free Product (ft btoc)	Depth to Groundwater (ft btoc)	Free Product Thickness (ft)	Groundwater Elevation[2] (ft btoc)
NHCW-06	715.86	12/20/2021	ARP	ARP	ARP	ARP
NHCW-06	715.86	12/28/2021	31.53	36.01	4.48	683.13
NHCW-06	715.86	01/04/2022	ARP	ARP	ARP	ARP
NHCW-06	715.86	01/10/2022	ARP	ARP	ARP	ARP
NHCW-06	715.86	01/27/2022	33.05	36.42	3.37	681.91
NHCW-06	715.86	02/24/2022	35.15	35.43	0.28	680.64
NHCW-07						
NHCW-07	714.08	02/16/2021	ND	25.48	0.00	688.60
NHCW-07	714.08	02/22/2021	ND	25.29	0.00	688.79
NHCW-07	714.08	03/04/2021	ND	25.11	0.00	688.97
NHCW-07	714.08	03/08/2021	ND	25.20	0.00	688.88
NHCW-07	714.08	03/15/2021	ND	25.12	0.00	688.96
NHCW-07	714.08	03/22/2021	ND	25.04	0.00	689.04
NHCW-07	714.08	04/01/2021	ND	24.80	0.00	689.28
NHCW-07	714.08	04/12/2021	ND	24.51	0.00	689.57
NHCW-07	714.08	04/19/2021	ND	24.58	0.00	689.50
NHCW-07	714.08	04/29/2021	ND	24.62	0.00	689.46
NHCW-07	714.08	05/03/2021	ND	24.57	0.00	689.51
NHCW-07	714.08	05/10/2021	ND	24.75	0.00	689.33
NHCW-07	714.08	05/18/2021	ND	24.88	0.00	689.20
NHCW-07	714.08	05/26/2021	ND	24.91	0.00	689.17
NHCW-07	714.08	05/31/2021	ND	25.13	0.00	688.95
NHCW-07	714.08	06/07/2021	ND	25.24	0.00	688.84
NHCW-07	714.08	06/14/2021	ND	25.33	0.00	688.75
NHCW-07	714.08	06/21/2021	ND	25.57	0.00	688.51
NHCW-07	714.08	07/01/2021	ND	25.71	0.00	688.37
NHCW-07	714.08	07/06/2021	ND	25.93	0.00	688.15
NHCW-07	714.08	07/14/2021	ND	26.04	0.00	688.04
NHCW-07	714.08	07/28/2021	ND	26.57	0.00	687.51
NHCW-07	714.08	08/02/2021	ND	27.08	0.00	687.00
NHCW-07	714.08	08/16/2021	ND	27.53	0.00	686.55
NHCW-07	714.08	08/26/2021	ND	27.75	0.00	686.33
NHCW-07	714.08	08/30/2021	ND	28.04	0.00	686.04
NHCW-07	714.08	09/14/2021	ND	28.69	0.00	685.39
NHCW-07	714.08	09/23/2021	ND	28.84	0.00	685.24
NHCW-07	714.08	10/06/2021	ND	29.63	0.00	684.45
NHCW-07	714.08	10/12/2021	ND	29.79	0.00	684.29
NHCW-07	714.08	10/18/2021	ND	30.03	0.00	684.05
NHCW-07	714.08	10/27/2021	ND	30.05	0.00	684.03
NHCW-07	714.08	11/01/2021	ND	30.20	0.00	683.88
NHCW-07	714.08	11/15/2021	ND	30.94	0.00	683.14
NHCW-07	714.08	11/22/2021	ND	31.14	0.00	682.94
NHCW-07	714.08	11/30/2021	ND	31.28	0.00	682.80
NHCW-07	714.08	12/06/2021	ND	31.65	0.00	682.43

Table 4
Summary of Recovery Well Gauging Data

Colonial Pipeline Company
2020-L1-SR2448
Huntersville, North Carolina

Well ID	Top Of Casing Elevation[1]	Date	Depth to Free Product (ft btoc)	Depth to Groundwater (ft btoc)	Free Product Thickness (ft)	Groundwater Elevation[2] (ft btoc)
NHCW-07	714.08	12/13/2021	ND	32.00	0.00	682.08
NHCW-07	714.08	12/20/2021	ND	32.35	0.00	681.73
NHCW-07	714.08	12/28/2021	ND	32.02	0.00	682.06
NHCW-07	714.08	01/04/2022	ND	32.85	0.00	681.23
NHCW-07	714.08	01/10/2022	ND	33.53	0.00	680.55
NHCW-07	714.08	01/27/2022	ND	33.18	0.00	680.90
NHCW-07	714.08	01/31/2022	ND	33.75	0.00	680.33
NHCW-07	714.08	02/09/2022	ND	33.94	0.00	680.14
NHCW-07	714.08	02/14/2022	ND	34.41	0.00	679.67
NHCW-07	714.08	02/24/2022	ND	34.50	0.00	679.58
NHCW-07	714.08	02/28/2022	ND	35.18	0.00	678.90
NHCW-07	714.08	03/07/2022	ND	37.58	0.00	676.50
NHCW-07	714.08	03/14/2022	ND	35.23	0.00	678.85
NHCW-08						
NHCW-08	712.84	02/16/2021	ND	24.34	0.00	688.50
NHCW-08	712.84	02/22/2021	ND	24.17	0.00	688.67
NHCW-08	712.84	03/04/2021	ND	23.98	0.00	688.86
NHCW-08	712.84	03/08/2021	ND	24.03	0.00	688.81
NHCW-08	712.84	03/15/2021	ND	23.96	0.00	688.88
NHCW-08	712.84	03/22/2021	ND	23.87	0.00	688.97
NHCW-08	712.84	04/01/2021	ND	23.62	0.00	689.22
NHCW-08	712.84	04/12/2021	ND	23.34	0.00	689.50
NHCW-08	712.84	04/19/2021	ND	23.40	0.00	689.44
NHCW-08	712.84	04/29/2021	ND	23.42	0.00	689.42
NHCW-08	712.84	05/03/2021	ND	23.43	0.00	689.41
NHCW-08	712.84	05/10/2021	ND	23.59	0.00	689.25
NHCW-08	712.84	05/18/2021	ND	23.75	0.00	689.09
NHCW-08	712.84	05/26/2021	ND	23.78	0.00	689.06
NHCW-08	712.84	05/31/2021	ND	24.02	0.00	688.82
NHCW-08	712.84	06/07/2021	ND	24.13	0.00	688.71
NHCW-08	712.84	06/14/2021	ND	24.23	0.00	688.61
NHCW-08	712.84	06/21/2021	ND	24.47	0.00	688.37
NHCW-08	712.84	07/01/2021	ND	24.60	0.00	688.24
NHCW-08	712.84	07/06/2021	ND	24.64	0.00	688.20
NHCW-08	712.84	07/14/2021	ND	24.94	0.00	687.90
NHCW-08	712.84	07/28/2021	ND	25.46	0.00	687.38
NHCW-08	712.84	08/02/2021	ND	25.99	0.00	686.85
NHCW-08	712.84	08/16/2021	ND	26.38	0.00	686.46
NHCW-08	712.84	08/26/2021	ND	26.66	0.00	686.18
NHCW-08	712.84	08/30/2021	ND	26.94	0.00	685.90
NHCW-08	712.84	09/14/2021	ND	27.56	0.00	685.28
NHCW-08	712.84	09/23/2021	ND	27.78	0.00	685.06
NHCW-08	712.84	10/06/2021	ND	28.49	0.00	684.35
NHCW-08	712.84	10/12/2021	ND	28.70	0.00	684.14

Table 4
Summary of Recovery Well Gauging Data

Colonial Pipeline Company
2020-L1-SR2448
Huntersville, North Carolina

Well ID	Top Of Casing Elevation[1]	Date	Depth to Free Product (ft btoc)	Depth to Groundwater (ft btoc)	Free Product Thickness (ft)	Groundwater Elevation[2] (ft btoc)
NHCW-08	712.84	10/18/2021	ND	28.96	0.00	683.88
NHCW-08	712.84	10/27/2021	ND	29.03	0.00	683.81
NHCW-08	712.84	11/01/2021	ND	29.15	0.00	683.69
NHCW-08	712.84	11/15/2021	ND	29.95	0.00	682.89
NHCW-08	712.84	11/22/2021	ND	30.18	0.00	682.66
NHCW-08	712.84	11/30/2021	ND	30.28	0.00	682.56
NHCW-08	712.84	12/06/2021	ND	30.65	0.00	682.19
NHCW-08	712.84	12/13/2021	ND	31.01	0.00	681.83
NHCW-08	712.84	12/20/2021	ND	31.33	0.00	681.51
NHCW-08	712.84	12/28/2021	ND	31.03	0.00	681.81
NHCW-08	712.84	01/04/2022	ND	31.85	0.00	680.99
NHCW-08	712.84	01/10/2022	ND	32.52	0.00	680.32
NHCW-08	712.84	01/27/2022	ND	32.18	0.00	680.66
NHCW-08	712.84	01/31/2022	ND	32.71	0.00	680.13
NHCW-08	712.84	02/09/2022	ND	32.93	0.00	679.91
NHCW-08	712.84	02/14/2022	ND	33.40	0.00	679.44
NHCW-08	712.84	02/24/2022	35.17	35.47	0.30	677.59
NHCW-08	712.84	02/28/2022	ND	34.15	0.00	678.69
NHCW-08	712.84	03/07/2022	ND	34.50	0.00	678.34
NHCW-08	712.84	03/14/2022	ND	33.88	0.00	678.96
NHCW-09						
NHCW-09	711.21	02/16/2021	ND	23.89	0.00	687.32
NHCW-09	711.21	02/22/2021	ND	23.61	0.00	687.60
NHCW-09	711.21	03/04/2021	ND	23.37	0.00	687.84
NHCW-09	711.21	03/08/2021	ND	23.47	0.00	687.74
NHCW-09	711.21	03/15/2021	ND	23.40	0.00	687.81
NHCW-09	711.21	03/22/2021	ND	23.19	0.00	688.02
NHCW-09	711.21	04/01/2021	ND	22.79	0.00	688.42
NHCW-09	711.21	04/12/2021	ND	22.54	0.00	688.67
NHCW-09	711.21	04/19/2021	ND	22.71	0.00	688.50
NHCW-09	711.21	04/29/2021	ND	22.94	0.00	688.27
NHCW-09	711.21	05/03/2021	ND	23.02	0.00	688.19
NHCW-09	711.21	05/10/2021	ND	23.22	0.00	687.99
NHCW-09	711.21	05/18/2021	ND	23.47	0.00	687.74
NHCW-09	711.21	05/26/2021	ND	23.57	0.00	687.64
NHCW-09	711.21	05/31/2021	ND	23.85	0.00	687.36
NHCW-09	711.21	06/07/2021	ND	24.05	0.00	687.16
NHCW-09	711.21	06/14/2021	ND	24.19	0.00	687.02
NHCW-09	711.21	06/21/2021	ND	24.49	0.00	686.72
NHCW-09	711.21	07/01/2021	ND	24.68	0.00	686.53
NHCW-09	711.21	07/06/2021	ND	24.90	0.00	686.31
NHCW-09	711.21	07/14/2021	ND	25.05	0.00	686.16
NHCW-09	711.21	07/28/2021	ND	25.52	0.00	685.69
NHCW-09	711.21	08/02/2021	ND	25.92	0.00	685.29

Table 4
Summary of Recovery Well Gauging Data

Colonial Pipeline Company
2020-L1-SR2448
Huntersville, North Carolina

Well ID	Top Of Casing Elevation[1]	Date	Depth to Free Product (ft btoc)	Depth to Groundwater (ft btoc)	Free Product Thickness (ft)	Groundwater Elevation[2] (ft btoc)
NHCW-09	711.21	08/16/2021	ND	26.36	0.00	684.85
NHCW-09	711.21	08/26/2021	ND	27.72	0.00	683.49
NHCW-09	711.21	08/30/2021	ND	26.93	0.00	684.28
NHCW-09	711.21	09/14/2021	ND	27.60	0.00	683.61
NHCW-09	711.21	09/23/2021	ND	27.91	0.00	683.30
NHCW-09	711.21	10/06/2021	ND	28.55	0.00	682.66
NHCW-09	711.21	10/12/2021	ND	28.76	0.00	682.45
NHCW-09	711.21	10/18/2021	ND	29.02	0.00	682.19
NHCW-09	711.21	10/27/2021	ND	27.22	0.00	683.99
NHCW-09	711.21	11/01/2021	ND	29.35	0.00	681.86
NHCW-09	711.21	11/15/2021	ND	30.09	0.00	681.12
NHCW-09	711.21	11/22/2021	ND	30.22	0.00	680.99
NHCW-09	711.21	11/30/2021	ND	30.47	0.00	680.74
NHCW-09	711.21	12/06/2021	ND	30.69	0.00	680.52
NHCW-09	711.21	12/13/2021	ND	31.00	0.00	680.21
NHCW-09	711.21	12/20/2021	ND	31.24	0.00	679.97
NHCW-09	711.21	12/28/2021	ND	31.16	0.00	680.05
NHCW-09	711.21	01/04/2022	ND	31.62	0.00	679.59
NHCW-09	711.21	01/10/2022	ND	31.94	0.00	679.27
NHCW-09	711.21	01/27/2022	ND	31.86	0.00	679.35
NHCW-09	711.21	01/31/2022	ND	32.01	0.00	679.20
NHCW-09	711.21	02/09/2022	ND	32.26	0.00	678.95
NHCW-09	711.21	02/14/2022	ND	32.55	0.00	678.66
NHCW-09	711.21	02/24/2022	ND	32.68	0.00	678.53
NHCW-09	711.21	02/28/2022	ND	33.02	0.00	678.19
NHCW-09	711.21	03/07/2022	ND	33.26	0.00	677.95
NHCW-09	711.21	03/14/2022	ND	33.05	0.00	678.16
NHCW-10						
NHCW-10	713.05	02/16/2021	ND	26.85	0.00	686.20
NHCW-10	713.05	02/22/2021	ND	23.68	0.00	689.37
NHCW-10	713.05	03/04/2021	ND	26.00	0.00	687.05
NHCW-10	713.05	03/08/2021	ND	26.11	0.00	686.94
NHCW-10	713.05	03/15/2021	ND	26.17	0.00	686.88
NHCW-10	713.05	03/22/2021	ND	25.81	0.00	687.24
NHCW-10	713.05	04/01/2021	ND	25.10	0.00	687.95
NHCW-10	713.05	04/12/2021	ND	25.08	0.00	687.97
NHCW-10	713.05	04/19/2021	ND	25.44	0.00	687.61
NHCW-10	713.05	04/29/2021	ND	25.98	0.00	687.07
NHCW-10	713.05	05/03/2021	ND	26.14	0.00	686.91
NHCW-10	713.05	05/10/2021	ND	26.52	0.00	686.53
NHCW-10	713.05	05/18/2021	ND	26.65	0.00	686.40
NHCW-10	713.05	05/26/2021	ND	26.87	0.00	686.18
NHCW-10	713.05	05/31/2021	ND	27.20	0.00	685.85
NHCW-10	713.05	06/07/2021	ND	27.50	0.00	685.55

Table 4
Summary of Recovery Well Gauging Data

Colonial Pipeline Company
2020-L1-SR2448
Huntersville, North Carolina

Well ID	Top Of Casing Elevation[1]	Date	Depth to Free Product (ft btoc)	Depth to Groundwater (ft btoc)	Free Product Thickness (ft)	Groundwater Elevation[2] (ft btoc)
NHCW-10	713.05	06/14/2021	ND	27.75	0.00	685.30
NHCW-10	713.05	06/21/2021	ND	28.12	0.00	684.93
NHCW-10	713.05	07/01/2021	ND	28.29	0.00	684.76
NHCW-10	713.05	07/06/2021	ND	28.53	0.00	684.52
NHCW-10	713.05	07/14/2021	ND	28.67	0.00	684.38
NHCW-10	713.05	07/28/2021	ND	29.13	0.00	683.92
NHCW-10	713.05	08/02/2021	ND	29.46	0.00	683.59
NHCW-10	713.05	08/16/2021	ND	30.01	0.00	683.04
NHCW-10	713.05	08/26/2021	ND	30.39	0.00	682.66
NHCW-10	713.05	08/30/2021	ND	30.65	0.00	682.40
NHCW-10	713.05	09/14/2021	ND	31.42	0.00	681.63
NHCW-10	713.05	09/23/2021	ND	31.80	0.00	681.25
NHCW-10	713.05	10/06/2021	ND	32.49	0.00	680.56
NHCW-10	713.05	10/12/2021	ND	32.77	0.00	680.28
NHCW-10	713.05	10/18/2021	ND	33.07	0.00	679.98
NHCW-10	713.05	10/27/2021	ND	33.30	0.00	679.75
NHCW-10	713.05	11/01/2021	ND	33.47	0.00	679.58
NHCW-10	713.05	11/15/2021	ND	34.49	0.00	678.56
NHCW-10	713.05	11/22/2021	ND	34.57	0.00	678.48
NHCW-10	713.05	11/30/2021	ND	34.69	0.00	678.36
NHCW-10	713.05	12/06/2021	ND	34.90	0.00	678.15
NHCW-10	713.05	12/13/2021	ND	35.20	0.00	677.85
NHCW-10	713.05	12/20/2021	ND	35.38	0.00	677.67
NHCW-10	713.05	12/28/2021	ND	35.18	0.00	677.87
NHCW-10	713.05	01/04/2022	ND	35.58	0.00	677.47
NHCW-10	713.05	01/10/2022	ND	35.74	0.00	677.31
NHCW-10	713.05	01/27/2022	ND	35.44	0.00	677.61
NHCW-10	713.05	01/31/2022	ND	35.30	0.00	677.75
NHCW-10	713.05	02/09/2022	ND	35.62	0.00	677.43
NHCW-10	713.05	02/14/2022	ND	35.80	0.00	677.25
NHCW-10	713.05	02/24/2022	ND	35.86	0.00	677.19
NHCW-10	713.05	02/28/2022	ND	36.32	0.00	676.73
NHCW-10	713.05	03/07/2022	ND	36.59	0.00	676.46
NHCW-10	713.05	03/14/2022	ND	36.21	0.00	676.84
NHCW-11						
NHCW-11	709.11	02/16/2021	ND	23.12	0.00	685.99
NHCW-11	709.11	02/22/2021	ND	22.52	0.00	686.59
NHCW-11	709.11	03/04/2021	ND	23.73	0.00	685.38
NHCW-11	709.11	03/08/2021	ND	23.88	0.00	685.23
NHCW-11	709.11	03/15/2021	ND	23.95	0.00	685.16
NHCW-11	709.11	03/22/2021	ND	23.46	0.00	685.65
NHCW-11	709.11	04/01/2021	ND	22.66	0.00	686.45
NHCW-11	709.11	04/12/2021	ND	22.81	0.00	686.30
NHCW-11	709.11	04/19/2021	23.02	23.03	0.01	686.08

Table 4
Summary of Recovery Well Gauging Data

Colonial Pipeline Company
2020-L1-SR2448
Huntersville, North Carolina

Well ID	Top Of Casing Elevation[1]	Date	Depth to Free Product (ft btoc)	Depth to Groundwater (ft btoc)	Free Product Thickness (ft)	Groundwater Elevation[2] (ft btoc)
NHCW-11	709.11	04/29/2021	23.83	23.88	0.05	685.26
NHCW-11	709.11	05/03/2021	24.08	24.13	0.05	685.01
NHCW-11	709.11	05/10/2021	ND	24.53	0.00	684.58
NHCW-11	709.11	05/18/2021	24.88	25.01	0.13	684.19
NHCW-11	709.11	05/26/2021	25.03	25.18	0.15	684.04
NHCW-11	709.11	05/31/2021	25.42	25.59	0.17	683.64
NHCW-11	709.11	06/07/2021	25.72	25.85	0.13	683.35
NHCW-11	709.11	07/01/2021	ND	26.00	0.00	683.11
NHCW-11	709.11	07/14/2021	ND	26.32	0.00	682.79
NHCW-11	709.11	07/28/2021	ND	26.72	0.00	682.39
NHCW-11	709.11	08/26/2021	ND	28.08	0.00	681.03
NHCW-11	709.11	09/16/2021	ND	29.16	0.00	679.95
NHCW-11	709.11	09/23/2021	ND	29.45	0.00	679.66
NHCW-11	709.11	10/12/2021	ARP	ARP	ARP	ARP
NHCW-11	709.11	10/27/2021	ND	30.98	0.00	678.13
NHCW-11	710.66	11/30/2021	ND	32.34	0.00	678.32
NHCW-11	710.66	12/06/2021	ARP	ARP	ARP	ARP
NHCW-11	710.66	12/13/2021	ARP	ARP	ARP	ARP
NHCW-11	710.66	12/20/2021	ARP	ARP	ARP	ARP
NHCW-11	710.66	12/28/2021	ND	32.84	0.00	677.82
NHCW-11	710.66	01/04/2022	ARP	ARP	ARP	ARP
NHCW-11	710.66	01/10/2022	ARP	ARP	ARP	ARP
NHCW-11	710.66	01/27/2022	ND	33.07	0.00	677.59
NHCW-11	710.66	02/24/2022	ND	33.43	0.00	677.23
NHCW-12						
NHCW-12	707.70	02/22/2021	ND	19.77	0.00	687.93
NHCW-12	707.70	03/04/2021	ND	20.92	0.00	686.78
NHCW-12	707.70	03/08/2021	21.16	21.17	0.01	686.53
NHCW-12	707.70	03/11/2021	21.17	21.34	0.17	686.48
NHCW-12	707.70	03/15/2021	21.24	21.58	0.34	686.36
NHCW-12	707.70	03/22/2021	20.52	20.87	0.35	687.08
NHCW-12	707.70	04/01/2021	19.61	20.09	0.48	687.96
NHCW-12	707.70	04/12/2021	20.04	20.87	0.83	687.43
NHCW-12	707.70	04/19/2021	20.35	21.44	1.09	687.05
NHCW-12	707.70	04/29/2021	20.28	21.82	1.54	687.00
NHCW-12	707.70	05/03/2021	ARP	ARP	ARP	ARP
NHCW-12	707.70	05/10/2021	ARP	ARP	ARP	ARP
NHCW-12	707.70	05/26/2021	21.48	23.32	1.84	685.72
NHCW-12	707.09	06/09/2021	22.10	24.05	1.95	684.47
NHCW-12	707.09	07/01/2021	22.97	24.63	1.66	683.68
NHCW-12	706.69	07/14/2021	23.35	25.22	1.87	682.84
NHCW-12	706.69	07/28/2021	23.77	25.64	1.87	682.42
NHCW-12	706.42	08/26/2021	25.44	25.51	0.07	680.96
NHCW-12	706.42	09/16/2021	26.64	27.33	0.69	679.60

Table 4
Summary of Recovery Well Gauging Data

Colonial Pipeline Company
2020-L1-SR2448
Huntersville, North Carolina

Well ID	Top Of Casing Elevation[1]	Date	Depth to Free Product (ft btoc)	Depth to Groundwater (ft btoc)	Free Product Thickness (ft)	Groundwater Elevation[2] (ft btoc)
NHCW-12	706.42	09/23/2021	27.03	27.59	0.56	679.24
NHCW-12	706.42	10/12/2021	ARP	ARP	ARP	ARP
NHCW-12	706.42	10/27/2021	28.58	29.09	0.51	677.71
NHCW-12	707.09	11/30/2021	30.04	30.41	0.37	676.95
NHCW-12	707.09	12/06/2021	ARP	ARP	ARP	ARP
NHCW-12	707.09	12/13/2021	ARP	ARP	ARP	ARP
NHCW-12	707.09	12/20/2021	ARP	ARP	ARP	ARP
NHCW-12	707.09	12/28/2021	30.34	30.80	0.46	676.63
NHCW-12	707.09	01/04/2022	ARP	ARP	ARP	ARP
NHCW-12	707.09	01/10/2022	ARP	ARP	ARP	ARP
NHCW-12	707.09	01/27/2022	30.62	31.05	0.43	676.36
NHCW-12	707.09	02/24/2022	30.90	31.58	0.68	676.01
NHCW-13						
NHCW-13	704.81	02/22/2021	ND	17.98	0.00	686.83
NHCW-13	704.81	03/04/2021	17.85	18.89	1.04	686.68
NHCW-13	704.81	03/08/2021	NM	NM	NM	NM
NHCW-13	704.81	03/11/2021	18.06	19.75	1.69	686.30
NHCW-13	704.81	03/15/2021	18.12	20.18	2.06	686.14
NHCW-13	704.81	03/22/2021	16.94	20.87	3.93	686.82
NHCW-13	704.81	04/01/2021	15.71	20.22	4.51	687.90
NHCW-13	704.81	04/12/2021	ARP	ARP	ARP	ARP
NHCW-13	704.81	04/12/2021	ARP	ARP	ARP	ARP
NHCW-13	704.81	04/29/2021	18.65	19.54	0.89	685.92
NHCW-13	704.81	05/03/2021	ARP	ARP	ARP	ARP
NHCW-13	704.81	05/10/2021	ARP	ARP	ARP	ARP
NHCW-13	704.81	05/26/2021	19.71	21.47	1.76	684.63
NHCW-13	704.81	06/09/2021	20.24	22.39	2.15	684.00
NHCW-13	704.81	07/01/2021	21.25	22.67	1.42	683.18
NHCW-13	704.81	07/14/2021	21.67	23.18	1.51	682.74
NHCW-13	704.81	07/28/2021	22.10	23.41	1.31	682.36
NHCW-13	704.81	08/26/2021	23.66	24.67	1.01	680.88
NHCW-13	704.81	09/16/2021	24.83	25.64	0.81	679.77
NHCW-13	704.81	09/23/2021	25.15	25.95	0.80	679.45
NHCW-13	704.81	10/12/2021	ARP	ARP	ARP	ARP
NHCW-13	704.81	10/27/2021	26.69	27.56	0.87	677.89
NHCW-13	704.81	11/30/2021	28.33	28.63	0.30	676.40
NHCW-13	704.81	12/06/2021	ARP	ARP	ARP	ARP
NHCW-13	704.81	12/13/2021	ARP	ARP	ARP	ARP
NHCW-13	704.81	12/20/2021	ARP	ARP	ARP	ARP
NHCW-13	704.81	12/28/2021	28.72	28.84	0.12	676.06
NHCW-13	704.81	01/04/2022	ARP	ARP	ARP	ARP
NHCW-13	704.81	01/10/2022	ARP	ARP	ARP	ARP
NHCW-13	704.81	01/27/2022	28.85	29.11	0.26	675.89
NHCW-13	704.81	02/24/2022	29.04	29.83	0.79	675.56

Table 4
Summary of Recovery Well Gauging Data

Colonial Pipeline Company
2020-L1-SR2448
Huntersville, North Carolina

Well ID	Top Of Casing Elevation[1]	Date	Depth to Free Product (ft btoc)	Depth to Groundwater (ft btoc)	Free Product Thickness (ft)	Groundwater Elevation[2] (ft btoc)
NHCW-14						
NHCW-14	703.34	02/22/2021	ND	15.45	0.00	687.89
NHCW-14	703.34	03/04/2021	ND	16.78	0.00	686.56
NHCW-14	703.34	03/08/2021	ND	17.32	0.00	686.02
NHCW-14	703.34	03/15/2021	ND	17.44	0.00	685.90
NHCW-14	703.34	03/22/2021	ND	16.38	0.00	686.96
NHCW-14	703.34	04/01/2021	ND	15.49	0.00	687.85
NHCW-14	703.34	04/12/2021	16.46	16.47	0.01	686.88
NHCW-14	703.34	04/19/2021	16.94	16.98	0.04	686.39
NHCW-14	703.34	04/29/2021	17.58	17.61	0.03	685.76
NHCW-14	703.34	05/03/2021	17.85	17.88	0.03	685.49
NHCW-14	703.34	05/10/2021	18.35	18.41	0.06	684.98
NHCW-14	703.34	05/18/2021	18.80	18.85	0.05	684.53
NHCW-14	703.34	05/26/2021	18.84	18.93	0.09	684.48
NHCW-14	703.34	05/31/2021	19.34	19.44	0.10	683.98
NHCW-14	703.34	06/07/2021	19.59	19.61	0.02	683.75
NHCW-14	703.34	06/14/2021	19.73	19.91	0.18	683.57
NHCW-14	703.34	06/21/2021	20.04	20.22	0.18	683.26
NHCW-14	703.34	07/01/2021	20.24	20.44	0.20	683.05
NHCW-14	703.34	07/06/2021	20.51	20.80	0.29	682.76
NHCW-14	703.34	07/14/2021	20.38	20.49	0.11	682.93
NHCW-14	703.34	07/28/2021	20.72	20.84	0.12	682.59
NHCW-14	703.34	08/26/2021	22.18	22.40	0.22	681.10
NHCW-14	703.34	09/16/2021	23.29	23.48	0.19	680.00
NHCW-14	703.34	09/23/2021	23.68	23.82	0.14	679.63
NHCW-14	703.34	10/12/2021	ARP	ARP	ARP	ARP
NHCW-14	703.34	10/27/2021	25.24	25.41	0.17	678.06
NHCW-14	702.99	11/30/2021	26.85	26.89	0.04	676.13
NHCW-14	702.99	12/06/2021	ARP	ARP	ARP	ARP
NHCW-14	702.99	12/13/2021	ARP	ARP	ARP	ARP
NHCW-14	702.99	12/20/2021	ARP	ARP	ARP	ARP
NHCW-14	702.99	12/28/2021	27.16	27.17	0.01	675.83
NHCW-14	702.99	01/04/2022	ARP	ARP	ARP	ARP
NHCW-14	702.99	01/10/2022	ARP	ARP	ARP	ARP
NHCW-14	702.99	01/27/2022	ND	27.30	0.00	675.69
NHCW-14	702.99	02/24/2022	ND	27.53	0.00	675.46
NHCW-15						
NHCW-15	702.64	02/22/2021	ND	16.26	0.00	686.38
NHCW-15	702.64	03/04/2021	ND	17.06	0.00	685.58
NHCW-15	702.64	03/08/2021	ND	17.54	0.00	685.10
NHCW-15	702.64	03/11/2021	ND	17.57	0.00	685.07
NHCW-15	702.64	03/15/2021	ND	17.74	0.00	684.90
NHCW-15	702.64	03/22/2021	ND	16.89	0.00	685.75
NHCW-15	702.64	04/01/2021	ND	16.11	0.00	686.53

Table 4
Summary of Recovery Well Gauging Data

Colonial Pipeline Company
2020-L1-SR2448
Huntersville, North Carolina

Well ID	Top Of Casing Elevation[1]	Date	Depth to Free Product (ft btoc)	Depth to Groundwater (ft btoc)	Free Product Thickness (ft)	Groundwater Elevation[2] (ft btoc)
NHCW-15	702.64	04/12/2021	ND	16.87	0.00	685.77
NHCW-15	702.64	04/19/2021	ND	17.34	0.00	685.30
NHCW-15	702.64	04/29/2021	ND	17.94	0.00	684.70
NHCW-15	702.64	05/03/2021	ND	18.10	0.00	684.54
NHCW-15	702.64	05/10/2021	ND	18.54	0.00	684.10
NHCW-15	702.64	05/18/2021	ND	19.01	0.00	683.63
NHCW-15	702.64	05/26/2021	ND	19.15	0.00	683.49
NHCW-15	702.64	05/31/2021	ND	19.60	0.00	683.04
NHCW-15	702.64	06/07/2021	ND	19.89	0.00	682.75
NHCW-15	702.64	06/14/2021	ND	20.03	0.00	682.61
NHCW-15	702.64	06/21/2021	ND	20.36	0.00	682.28
NHCW-15	702.64	07/01/2021	ND	20.55	0.00	682.09
NHCW-15	702.64	07/06/2021	ND	20.81	0.00	681.83
NHCW-15	702.64	07/14/2021	ND	20.98	0.00	681.66
NHCW-15	702.64	07/28/2021	ND	21.32	0.00	681.32
NHCW-15	702.64	08/02/2021	ND	21.85	0.00	680.79
NHCW-15	702.64	08/16/2021	ND	22.39	0.00	680.25
NHCW-15	702.64	08/26/2021	ND	22.78	0.00	679.86
NHCW-15	702.64	08/30/2021	ND	23.24	0.00	679.40
NHCW-15	702.64	09/14/2021	ND	24.11	0.00	678.53
NHCW-15	702.64	09/16/2021	ND	23.94	0.00	678.70
NHCW-15	702.64	09/23/2021	ND	24.88	0.00	677.76
NHCW-15	702.64	10/06/2021	ND	25.28	0.00	677.36
NHCW-15	702.64	10/12/2021	ND	25.51	0.00	677.13
NHCW-15	702.64	10/18/2021	ND	25.79	0.00	676.85
NHCW-15	702.64	10/27/2021	ND	25.93	0.00	676.71
NHCW-15	702.64	11/01/2021	ND	26.12	0.00	676.52
NHCW-15	702.64	11/15/2021	ND	27.52	0.00	675.12
NHCW-15	702.64	11/22/2021	ND	27.84	0.00	674.80
NHCW-15	702.64	11/30/2021	ND	27.53	0.00	675.11
NHCW-15	702.64	12/06/2021	ND	27.96	0.00	674.68
NHCW-15	702.64	12/13/2021	ND	28.19	0.00	674.45
NHCW-15	702.64	12/20/2021	ND	28.31	0.00	674.33
NHCW-15	702.64	12/28/2021	ND	27.80	0.00	674.84
NHCW-15	702.64	01/04/2022	ND	28.35	0.00	674.29
NHCW-15	702.64	01/10/2022	ND	28.38	0.00	674.26
NHCW-15	702.64	01/27/2022	ND	27.84	0.00	674.80
NHCW-15	702.64	01/31/2022	ND	27.20	0.00	675.44
NHCW-15	702.64	02/09/2022	ND	27.92	0.00	674.72
NHCW-15	702.64	02/14/2022	ND	28.16	0.00	674.48
NHCW-15	702.64	02/24/2022	ND	28.05	0.00	674.59
NHCW-15	702.64	02/28/2022	ND	28.51	0.00	674.13
NHCW-15	702.64	03/07/2022	ND	28.70	0.00	673.94
NHCW-15	702.64	03/14/2022	ND	28.07	0.00	674.57

Table 4
Summary of Recovery Well Gauging Data

Colonial Pipeline Company
2020-L1-SR2448
Huntersville, North Carolina

Well ID	Top Of Casing Elevation[1]	Date	Depth to Free Product (ft btoc)	Depth to Groundwater (ft btoc)	Free Product Thickness (ft)	Groundwater Elevation[2] (ft btoc)
NHCW-16						
NHCW-16	704.99	02/22/2021	ND	20.32	0.00	684.67
NHCW-16	704.99	03/04/2021	ND	21.05	0.00	683.94
NHCW-16	704.99	03/08/2021	ND	21.35	0.00	683.64
NHCW-16	704.99	03/15/2021	ND	21.32	0.00	683.67
NHCW-16	704.99	03/22/2021	ND	21.43	0.00	683.56
NHCW-16	704.99	04/01/2021	ND	20.90	0.00	684.09
NHCW-16	704.99	04/12/2021	ND	21.15	0.00	683.84
NHCW-16	704.99	04/19/2021	ND	21.53	0.00	683.46
NHCW-16	704.99	04/29/2021	ND	21.83	0.00	683.16
NHCW-16	704.99	05/03/2021	ND	21.82	0.00	683.17
NHCW-16	704.99	05/10/2021	ND	22.17	0.00	682.82
NHCW-16	704.99	05/18/2021	ND	22.48	0.00	682.51
NHCW-16	704.99	05/26/2021	ND	22.56	0.00	682.43
NHCW-16	704.99	05/31/2021	ND	22.92	0.00	682.07
NHCW-16	704.99	06/07/2021	ND	23.23	0.00	681.76
NHCW-16	704.99	06/14/2021	ND	23.31	0.00	681.68
NHCW-16	704.99	06/21/2021	ND	23.57	0.00	681.42
NHCW-16	704.99	07/01/2021	ND	23.68	0.00	681.31
NHCW-16	704.99	07/06/2021	ND	23.89	0.00	681.10
NHCW-16	704.99	07/14/2021	23.95	23.98	0.03	681.03
NHCW-16	704.99	07/28/2021	24.44	24.46	0.02	680.54
NHCW-16	704.99	08/02/2021	24.95	24.96	0.01	680.04
NHCW-16	704.99	08/26/2021	ND	24.83	0.00	680.16
NHCW-16	704.99	09/16/2021	27.01	27.03	0.02	677.97
NHCW-16	704.99	09/23/2021	27.38	27.53	0.15	677.57
NHCW-16	704.99	10/12/2021	ARP	ARP	ARP	ARP
NHCW-16	704.99	10/27/2021	29.27	29.50	0.23	675.66
NHCW-16	704.99	11/30/2021	31.24	31.27	0.03	673.74
NHCW-16	704.99	12/06/2021	ARP	ARP	ARP	ARP
NHCW-16	704.99	12/13/2021	ARP	ARP	ARP	ARP
NHCW-16	704.99	12/20/2021	ARP	ARP	ARP	ARP
NHCW-16	704.99	12/28/2021	31.93	32.01	0.08	673.04
NHCW-16	704.99	01/04/2022	ARP	ARP	ARP	ARP
NHCW-16	704.99	01/10/2022	ARP	ARP	ARP	ARP
NHCW-16	704.99	01/27/2022	32.18	32.46	0.28	672.73
NHCW-16	704.99	02/24/2022	32.35	32.38	0.03	672.63
NHCW-17						
NHCW-17	705.83	02/22/2021	ND	22.42	0.00	683.41
NHCW-17	705.83	03/04/2021	ND	22.12	0.00	683.71
NHCW-17	705.83	03/08/2021	ND	NM	NM	NM
NHCW-17	705.83	03/15/2021	ND	22.27	0.00	683.56
NHCW-17	705.83	03/22/2021	ND	22.36	0.00	683.47
NHCW-17	705.83	04/01/2021	ND	21.94	0.00	683.89

Table 4
Summary of Recovery Well Gauging Data

Colonial Pipeline Company
2020-L1-SR2448
Huntersville, North Carolina

Well ID	Top Of Casing Elevation[1]	Date	Depth to Free Product (ft btoc)	Depth to Groundwater (ft btoc)	Free Product Thickness (ft)	Groundwater Elevation[2] (ft btoc)
NHCW-17	705.83	04/12/2021	ND	22.04	0.00	683.79
NHCW-17	705.83	04/19/2021	ND	23.44	0.00	682.39
NHCW-17	705.83	04/29/2021	ND	22.84	0.00	682.99
NHCW-17	705.83	05/03/2021	ND	22.82	0.00	683.01
NHCW-17	705.83	05/10/2021	ND	23.19	0.00	682.64
NHCW-17	705.83	05/18/2021	ND	23.20	0.00	682.63
NHCW-17	705.83	05/26/2021	ND	23.39	0.00	682.44
NHCW-17	705.83	05/31/2021	ND	23.71	0.00	682.12
NHCW-17	705.83	06/07/2021	ND	24.01	0.00	681.82
NHCW-17	705.83	06/14/2021	ND	24.10	0.00	681.73
NHCW-17	705.83	06/21/2021	ND	24.38	0.00	681.45
NHCW-17	705.83	07/01/2021	ND	24.55	0.00	681.28
NHCW-17	705.83	07/06/2021	ND	24.72	0.00	681.11
NHCW-17	705.83	07/14/2021	ND	24.81	0.00	681.02
NHCW-17	705.83	07/28/2021	ND	25.32	0.00	680.51
NHCW-17	705.83	08/02/2021	ND	25.66	0.00	680.17
NHCW-17	705.83	08/16/2021	ND	26.30	0.00	679.53
NHCW-17	705.83	08/26/2021	ND	26.85	0.00	678.98
NHCW-17	705.83	08/30/2021	ND	27.23	0.00	678.60
NHCW-17	705.83	09/14/2021	ND	28.15	0.00	677.68
NHCW-17	705.83	09/23/2021	ND	28.48	0.00	677.35
NHCW-17	705.83	10/06/2021	ND	29.48	0.00	676.35
NHCW-17	705.83	10/12/2021	ND	29.79	0.00	676.04
NHCW-17	705.83	10/18/2021	ND	30.04	0.00	675.79
NHCW-17	705.83	10/27/2021	ND	30.33	0.00	675.50
NHCW-17	705.83	11/01/2021	ND	30.48	0.00	675.35
NHCW-17	705.83	11/15/2021	ND	31.63	0.00	674.20
NHCW-17	705.83	11/22/2021	ND	32.16	0.00	673.67
NHCW-17	705.83	11/30/2021	ND	32.35	0.00	673.48
NHCW-17	705.83	12/06/2021	ND	32.87	0.00	672.96
NHCW-17	705.83	12/13/2021	ND	33.28	0.00	672.55
NHCW-17	705.83	12/20/2021	ND	33.49	0.00	672.34
NHCW-17	705.83	12/28/2021	ND	33.02	0.00	672.81
NHCW-17	705.83	01/04/2022	ND	33.61	0.00	672.22
NHCW-17	705.83	01/10/2022	ND	33.72	0.00	672.11
NHCW-17	705.83	01/27/2022	ND	33.25	0.00	672.58
NHCW-17	705.83	01/31/2022	ND	33.13	0.00	672.70
NHCW-17	705.83	02/09/2022	ND	33.39	0.00	672.44
NHCW-17	705.83	02/14/2022	ND	33.64	0.00	672.19
NHCW-17	705.83	02/24/2022	ND	33.43	0.00	672.40
NHCW-17	705.83	02/28/2022	ND	33.89	0.00	671.94
NHCW-17	705.83	03/07/2022	ND	33.97	0.00	671.86
NHCW-17	705.83	03/14/2022	ND	33.50	0.00	672.33

Table 4
Summary of Recovery Well Gauging Data

Colonial Pipeline Company
2020-L1-SR2448
Huntersville, North Carolina

Well ID	Top Of Casing Elevation[1]	Date	Depth to Free Product (ft btoc)	Depth to Groundwater (ft btoc)	Free Product Thickness (ft)	Groundwater Elevation[2] (ft btoc)
NHCW-18						
NHCW-18	709.11	02/22/2021	ND	25.78	0.00	683.33
NHCW-18	709.11	03/04/2021	ND	25.54	0.00	683.57
NHCW-18	709.11	03/08/2021	ND	26.37	0.00	682.74
NHCW-18	709.11	03/15/2021	ND	25.66	0.00	683.45
NHCW-18	709.11	03/22/2021	ND	25.71	0.00	683.40
NHCW-18	709.11	04/01/2021	ND	25.29	0.00	683.82
NHCW-18	709.11	04/12/2021	ND	25.42	0.00	683.69
NHCW-18	709.11	04/19/2021	ND	26.85	0.00	682.26
NHCW-18	709.11	04/29/2021	ND	26.21	0.00	682.90
NHCW-18	709.11	05/03/2021	ND	26.22	0.00	682.89
NHCW-18	709.11	05/10/2021	ND	26.56	0.00	682.55
NHCW-18	709.11	05/18/2021	ND	26.77	0.00	682.34
NHCW-18	709.11	05/26/2021	ND	23.89	0.00	685.22
NHCW-18	709.11	05/31/2021	ND	27.25	0.00	681.86
NHCW-18	709.11	06/07/2021	ND	27.58	0.00	681.53
NHCW-18	709.11	06/14/2021	ND	27.68	0.00	681.43
NHCW-18	709.11	06/21/2021	ND	27.95	0.00	681.16
NHCW-18	709.11	07/01/2021	ND	28.10	0.00	681.01
NHCW-18	709.11	07/06/2021	ND	28.27	0.00	680.84
NHCW-18	709.11	07/14/2021	ND	28.42	0.00	680.69
NHCW-18	709.11	07/28/2021	ND	28.84	0.00	680.27
NHCW-18	709.11	08/02/2021	ND	29.21	0.00	679.90
NHCW-18	709.11	08/16/2021	ND	29.83	0.00	679.28
NHCW-18	709.11	08/26/2021	ND	30.38	0.00	678.73
NHCW-18	709.11	08/30/2021	ND	29.72	0.00	679.39
NHCW-18	709.11	09/14/2021	ND	31.61	0.00	677.50
NHCW-18	709.11	09/23/2021	ND	31.97	0.00	677.14
NHCW-18	709.11	10/06/2021	ND	32.97	0.00	676.14
NHCW-18	709.11	10/12/2021	ND	33.27	0.00	675.84
NHCW-18	709.11	10/18/2021	ND	33.53	0.00	675.58
NHCW-18	709.11	10/27/2021	ND	33.82	0.00	675.29
NHCW-18	709.11	11/01/2021	ND	33.97	0.00	675.14
NHCW-18	709.11	11/15/2021	ND	35.08	0.00	674.03
NHCW-18	709.11	11/22/2021	ND	35.66	0.00	673.45
NHCW-18	709.11	11/30/2021	ND	35.85	0.00	673.26
NHCW-18	709.11	12/06/2021	ND	36.27	0.00	672.84
NHCW-18	709.11	12/13/2021	ND	36.69	0.00	672.42
NHCW-18	709.11	12/20/2021	ND	36.93	0.00	672.18
NHCW-18	709.11	12/28/2021	ND	36.53	0.00	672.58
NHCW-18	709.11	01/04/2022	ND	37.08	0.00	672.03
NHCW-18	709.11	01/10/2022	ND	37.15	0.00	671.96
NHCW-18	709.11	01/27/2022	ND	36.79	0.00	672.32
NHCW-18	709.11	01/31/2022	ND	36.66	0.00	672.45

Table 4
Summary of Recovery Well Gauging Data

Colonial Pipeline Company
2020-L1-SR2448
Huntersville, North Carolina

Well ID	Top Of Casing Elevation[1]	Date	Depth to Free Product (ft btoc)	Depth to Groundwater (ft btoc)	Free Product Thickness (ft)	Groundwater Elevation[2] (ft btoc)
NHCW-18	709.11	02/09/2022	ND	36.95	0.00	672.16
NHCW-18	709.11	02/14/2022	ND	37.19	0.00	671.92
NHCW-18	709.11	02/24/2022	ND	36.98	0.00	672.13
NHCW-18	709.11	02/28/2022	ND	37.35	0.00	671.76
NHCW-18	709.11	03/07/2022	ND	37.42	0.00	671.69
NHCW-18	709.11	03/14/2022	ND	37.06	0.00	672.05
NHCW-19						
NHCW-19	706.80	02/16/2021	ND	24.04	0.00	682.76
NHCW-19	706.80	02/22/2021	ND	23.48	0.00	683.32
NHCW-19	706.80	03/04/2021	ND	23.35	0.00	683.45
NHCW-19	706.80	03/08/2021	ND	23.65	0.00	683.15
NHCW-19	706.80	03/15/2021	ND	23.72	0.00	683.08
NHCW-19	706.80	03/22/2021	ND	23.59	0.00	683.21
NHCW-19	706.80	04/01/2021	ND	23.01	0.00	683.79
NHCW-19	706.80	04/12/2021	ND	23.48	0.00	683.32
NHCW-19	706.80	04/19/2021	ND	23.91	0.00	682.89
NHCW-19	706.80	04/29/2021	ND	24.18	0.00	682.62
NHCW-19	706.80	05/03/2021	ND	24.23	0.00	682.57
NHCW-19	706.80	05/10/2021	ND	24.5	0.00	682.3
NHCW-19	706.80	05/18/2021	ND	24.68	0.00	682.12
NHCW-19	706.80	05/26/2021	ND	24.88	0.00	681.92
NHCW-19	706.80	05/31/2021	ND	25.1	0.00	681.7
NHCW-19	706.80	06/07/2021	ND	25.44	0.00	681.36
NHCW-19	706.80	06/14/2021	ND	25.49	0.00	681.31
NHCW-19	706.80	06/21/2021	ND	25.74	0.00	681.06
NHCW-19	706.80	07/01/2021	ND	26.85	0.00	679.95
NHCW-19	706.80	07/06/2021	ND	26.07	0.00	680.73
NHCW-19	706.80	07/14/2021	ND	26.16	0.00	680.64
NHCW-19	706.80	07/28/2021	ND	26.57	0.00	680.23
NHCW-19	706.80	08/02/2021	ND	26.98	0.00	679.82
NHCW-19	706.80	08/16/2021	ND	27.58	0.00	679.22
NHCW-19	706.80	08/26/2021	ND	28.06	0.00	678.74
NHCW-19	706.80	08/30/2021	ND	28.44	0.00	678.36
NHCW-19	706.80	09/14/2021	ND	29.3	0.00	677.5
NHCW-19	706.80	09/23/2021	ND	29.6	0.00	677.2
NHCW-19	706.80	10/06/2021	ND	30.65	0.00	676.15
NHCW-19	706.80	10/12/2021	ND	30.93	0.00	675.87
NHCW-19	706.80	10/18/2021	ND	31.22	0.00	675.58
NHCW-19	706.80	10/27/2021	ND	31.36	0.00	675.44
NHCW-19	706.80	11/01/2021	ND	31.53	0.00	675.27
NHCW-19	706.80	11/15/2021	ND	32.82	0.00	673.98
NHCW-19	706.80	11/22/2021	ND	33.36	0.00	673.44
NHCW-19	706.80	11/30/2021	ND	33.43	0.00	673.37
NHCW-19	706.80	12/06/2021	ND	33.94	0.00	672.86

Table 4
Summary of Recovery Well Gauging Data

Colonial Pipeline Company
2020-L1-SR2448
Huntersville, North Carolina

Well ID	Top Of Casing Elevation[1]	Date	Depth to Free Product (ft btoc)	Depth to Groundwater (ft btoc)	Free Product Thickness (ft)	Groundwater Elevation[2] (ft btoc)
NHCW-19	706.80	12/13/2021	ND	34.29	0.00	672.51
NHCW-19	706.80	12/20/2021	ND	34.51	0.00	672.29
NHCW-19	706.80	12/28/2021	ND	34.05	0.00	672.75
NHCW-19	706.80	01/04/2022	ND	34.68	0.00	672.12
NHCW-19	706.80	01/10/2022	ND	34.79	0.00	672.01
NHCW-19	706.80	01/27/2022	ND	34.38	0.00	672.42
NHCW-19	706.80	01/31/2022	ND	34.34	0.00	672.46
NHCW-19	706.80	02/09/2022	ND	34.59	0.00	672.21
NHCW-19	706.80	02/14/2022	ND	34.87	0.00	671.93
NHCW-19	706.80	02/24/2022	ND	34.58	0.00	672.22
NHCW-19	706.80	02/28/2022	ND	35.00	0.00	671.80
NHCW-19	706.80	03/07/2022	ND	35.07	0.00	671.73
NHCW-19	706.80	03/14/2022	ND	34.60	0.00	672.20
NHCW-20						
NHCW-20	709.03	02/16/2021	ND	26.37	0.00	682.66
NHCW-20	709.03	02/22/2021	ND	25.86	0.00	683.17
NHCW-20	709.03	03/04/2021	ND	25.76	0.00	683.27
NHCW-20	709.03	03/08/2021	ND	25.92	0.00	683.11
NHCW-20	709.03	03/15/2021	ND	25.99	0.00	683.04
NHCW-20	709.03	03/22/2021	ND	25.94	0.00	683.09
NHCW-20	709.03	04/01/2021	ND	25.46	0.00	683.57
NHCW-20	709.03	04/12/2021	ND	35.80	0.00	673.23
NHCW-20	709.03	04/19/2021	ND	26.17	0.00	682.86
NHCW-20	709.03	04/29/2021	ND	26.44	0.00	682.59
NHCW-20	709.03	05/03/2021	ND	26.50	0.00	682.53
NHCW-20	709.03	05/10/2021	ND	26.72	0.00	682.31
NHCW-20	709.03	05/18/2021	ND	26.83	0.00	682.20
NHCW-20	709.03	05/26/2021	ND	26.99	0.00	682.04
NHCW-20	709.03	05/31/2021	ND	27.22	0.00	681.81
NHCW-20	709.03	06/07/2021	ND	27.51	0.00	681.52
NHCW-20	709.03	06/14/2021	ND	27.60	0.00	681.43
NHCW-20	709.03	06/21/2021	ND	27.83	0.00	681.20
NHCW-20	709.03	07/01/2021	ND	27.98	0.00	681.05
NHCW-20	709.03	07/06/2021	ND	28.14	0.00	680.89
NHCW-20	709.03	07/14/2021	ND	28.25	0.00	680.78
NHCW-20	709.03	07/28/2021	ND	28.65	0.00	680.38
NHCW-20	709.03	08/02/2021	ND	29.09	0.00	679.94
NHCW-20	709.03	08/16/2021	ND	29.62	0.00	679.41
NHCW-20	709.03	08/26/2021	ND	30.15	0.00	678.88
NHCW-20	709.03	08/30/2021	ND	36.52	0.00	672.51
NHCW-20	709.03	09/14/2021	ND	31.33	0.00	677.70
NHCW-20	709.03	09/23/2021	ND	31.68	0.00	677.35
NHCW-20	709.03	10/06/2021	ND	32.72	0.00	676.31
NHCW-20	709.03	10/12/2021	ND	33.00	0.00	676.03

Table 4
Summary of Recovery Well Gauging Data

Colonial Pipeline Company
2020-L1-SR2448
Huntersville, North Carolina

Well ID	Top Of Casing Elevation[1]	Date	Depth to Free Product (ft btoc)	Depth to Groundwater (ft btoc)	Free Product Thickness (ft)	Groundwater Elevation[2] (ft btoc)
NHCW-20	709.03	10/18/2021	ND	33.29	0.00	675.74
NHCW-20	709.03	10/27/2021	ND	33.43	0.00	675.60
NHCW-20	709.03	11/01/2021	ND	33.59	0.00	675.44
NHCW-20	709.03	11/15/2021	ND	34.87	0.00	674.16
NHCW-20	709.03	11/22/2021	ND	35.42	0.00	673.61
NHCW-20	709.03	11/30/2021	ND	35.55	0.00	673.48
NHCW-20	709.03	12/06/2021	ND	36.02	0.00	673.01
NHCW-20	709.03	12/13/2021	ND	36.39	0.00	672.64
NHCW-20	709.03	12/20/2021	ND	36.62	0.00	672.41
NHCW-20	709.03	12/28/2021	ND	36.21	0.00	672.82
NHCW-20	709.03	01/04/2022	ND	36.81	0.00	672.22
NHCW-20	709.03	01/10/2022	ND	36.93	0.00	672.10
NHCW-20	709.03	01/27/2022	ND	36.58	0.00	672.45
NHCW-20	709.03	01/31/2022	ND	36.51	0.00	672.52
NHCW-20	709.03	02/09/2022	ND	36.82	0.00	672.21
NHCW-20	709.03	02/14/2022	ND	37.04	0.00	671.99
NHCW-20	709.03	02/24/2022	ND	36.78	0.00	672.25
NHCW-20	709.03	02/28/2022	ND	37.13	0.00	671.90
NHCW-20	709.03	03/07/2022	ND	37.23	0.00	671.80
NHCW-20	709.03	03/14/2022	ND	36.81	0.00	672.22
NHCW-21						
NHCW-21	709.90	02/16/2021	ND	31.29	0.00	678.61
NHCW-21	709.90	02/22/2021	ND	27.03	0.00	682.87
NHCW-21	709.90	03/04/2021	NM	NM	NM	NM
NHCW-21	709.90	03/08/2021	ND	26.97	0.00	682.93
NHCW-21	709.90	03/15/2021	ND	27.00	0.00	682.9
NHCW-21	709.90	03/22/2021	ND	26.96	0.00	682.94
NHCW-21	709.90	04/01/2021	ND	26.62	0.00	683.28
NHCW-21	709.90	04/12/2021	ND	26.81	0.00	683.09
NHCW-21	709.90	04/19/2021	ND	27.17	0.00	682.73
NHCW-21	709.90	04/29/2021	ND	27.32	0.00	682.58
NHCW-21	709.90	05/03/2021	ND	27.35	0.00	682.55
NHCW-21	709.90	05/10/2021	ND	27.51	0.00	682.39
NHCW-21	709.90	05/18/2021	ND	27.57	0.00	682.33
NHCW-21	709.90	05/26/2021	ND	27.69	0.00	682.21
NHCW-21	709.90	05/31/2021	ND	27.91	0.00	681.99
NHCW-21	709.90	06/07/2021	ND	28.14	0.00	681.76
NHCW-21	709.90	06/14/2021	ND	28.22	0.00	681.68
NHCW-21	709.90	06/21/2021	ND	28.43	0.00	681.47
NHCW-21	709.90	07/01/2021	ND	28.55	0.00	681.35
NHCW-21	709.90	07/06/2021	ND	28.73	0.00	681.17
NHCW-21	709.90	07/14/2021	ND	28.81	0.00	681.09
NHCW-21	709.90	07/28/2021	ND	29.2	0.00	680.7
NHCW-21	709.90	08/02/2021	ND	29.6	0.00	680.3

Table 4
Summary of Recovery Well Gauging Data

Colonial Pipeline Company
2020-L1-SR2448
Huntersville, North Carolina

Well ID	Top Of Casing Elevation[1]	Date	Depth to Free Product (ft btoc)	Depth to Groundwater (ft btoc)	Free Product Thickness (ft)	Groundwater Elevation[2] (ft btoc)
NHCW-21	709.90	08/16/2021	ND	30.18	0.00	679.72
NHCW-21	709.90	08/26/2021	ND	30.66	0.00	679.24
NHCW-21	709.90	08/30/2021	ND	31.00	0.00	678.9
NHCW-21	709.90	09/14/2021	ND	31.82	0.00	678.08
NHCW-21	709.90	09/23/2021	ND	32.15	0.00	677.75
NHCW-21	709.90	10/06/2021	ND	33.18	0.00	676.72
NHCW-21	709.90	10/12/2021	ND	33.45	0.00	676.45
NHCW-21	709.90	10/18/2021	ND	33.74	0.00	676.16
NHCW-21	709.90	10/27/2021	ND	33.85	0.00	676.05
NHCW-21	709.90	11/01/2021	ND	34.04	0.00	675.86
NHCW-21	709.90	11/15/2021	ND	35.31	0.00	674.59
NHCW-21	709.90	11/22/2021	ND	35.86	0.00	674.04
NHCW-21	709.90	11/30/2021	ND	36.05	0.00	673.85
NHCW-21	709.90	12/06/2021	ND	36.47	0.00	674.59
NHCW-21	709.90	12/13/2021	ND	36.87	0.00	673.03
NHCW-21	709.90	12/20/2021	ND	37.12	0.00	672.78
NHCW-21	709.90	12/28/2021	ND	36.72	0.00	673.18
NHCW-21	709.90	01/04/2022	ND	37.32	0.00	674.59
NHCW-21	709.90	01/10/2022	ND	37.47	0.00	672.43
NHCW-21	709.90	01/27/2022	ND	37.18	0.00	672.72
NHCW-21	709.90	01/31/2022	ND	37.14	0.00	672.76
NHCW-21	709.90	02/09/2022	ND	37.45	0.00	672.45
NHCW-21	709.90	02/14/2022	ND	37.72	0.00	672.18
NHCW-21	709.90	02/24/2022	ND	37.46	0.00	674.59
NHCW-21	709.90	02/28/2022	ND	37.82	0.00	672.08
NHCW-21	709.90	03/07/2022	ND	37.92	0.00	671.98
NHCW-21	709.90	03/14/2022	ND	37.52	0.00	672.38
NHCW-22						
NHCW-22	712.70	02/16/2021	ND	29.58	0.00	683.12
NHCW-22	712.70	02/22/2021	ND	30.14	0.00	682.56
NHCW-22	712.70	03/04/2021	ND	30.11	0.00	682.59
NHCW-22	712.70	03/08/2021	ND	30.02	0.00	682.68
NHCW-22	712.70	03/15/2021	ND	29.98	0.00	682.72
NHCW-22	712.70	03/22/2021	ND	30.01	0.00	682.69
NHCW-22	712.70	04/01/2021	ND	29.72	0.00	682.98
NHCW-22	712.70	04/12/2021	ND	29.83	0.00	682.87
NHCW-22	712.70	04/19/2021	ND	30.03	0.00	682.67
NHCW-22	712.70	04/29/2021	ND	29.99	0.00	682.71
NHCW-22	712.70	05/03/2021	ND	29.98	0.00	682.72
NHCW-22	712.70	05/10/2021	ND	30.10	0.00	682.60
NHCW-22	712.70	05/18/2021	ND	30.13	0.00	682.57
NHCW-22	712.70	05/26/2021	ND	30.21	0.00	682.49
NHCW-22	712.70	05/31/2021	ND	30.37	0.00	682.33
NHCW-22	712.70	06/07/2021	ND	30.62	0.00	682.08

Table 4
Summary of Recovery Well Gauging Data

Colonial Pipeline Company
2020-L1-SR2448
Huntersville, North Carolina

Well ID	Top Of Casing Elevation[1]	Date	Depth to Free Product (ft btoc)	Depth to Groundwater (ft btoc)	Free Product Thickness (ft)	Groundwater Elevation[2] (ft btoc)
NHCW-22	712.70	06/14/2021	ND	30.66	0.00	682.04
NHCW-22	712.70	06/21/2021	ND	30.83	0.00	681.87
NHCW-22	712.70	07/01/2021	ND	30.91	0.00	681.79
NHCW-22	712.70	07/06/2021	ND	31.12	0.00	681.58
NHCW-22	712.70	07/14/2021	ND	31.15	0.00	681.55
NHCW-22	712.70	07/28/2021	ND	31.53	0.00	681.17
NHCW-22	712.70	08/02/2021	ND	31.95	0.00	680.75
NHCW-22	712.70	08/16/2021	ND	32.44	0.00	680.26
NHCW-22	712.70	08/26/2021	ND	32.85	0.00	679.85
NHCW-22	712.70	08/30/2021	ND	32.23	0.00	680.47
NHCW-22	712.70	09/14/2021	ND	34.12	0.00	678.58
NHCW-22	712.70	09/23/2021	ND	34.32	0.00	678.38
NHCW-22	712.70	10/06/2021	ND	35.32	0.00	677.38
NHCW-22	712.70	10/12/2021	ND	35.55	0.00	677.15
NHCW-22	712.70	10/18/2021	ND	35.83	0.00	676.87
NHCW-22	712.70	10/27/2021	ND	35.85	0.00	676.85
NHCW-22	712.70	11/01/2021	ND	36.08	0.00	676.62
NHCW-22	712.70	11/15/2021	ND	37.44	0.00	675.26
NHCW-22	712.70	11/22/2021	ND	37.96	0.00	674.74
NHCW-22	712.70	11/30/2021	ND	38.09	0.00	674.61
NHCW-22	712.70	12/06/2021	ND	38.55	0.00	674.15
NHCW-22	712.70	12/13/2021	ND	38.91	0.00	673.79
NHCW-22	712.70	12/20/2021	ND	39.16	0.00	673.54
NHCW-22	712.70	12/28/2021	ND	38.70	0.00	674.00
NHCW-22	712.70	01/04/2022	ND	39.43	0.00	673.27
NHCW-22	712.70	01/10/2022	ND	39.70	0.00	673.00
NHCW-22	712.70	01/27/2022	ND	39.30	0.00	673.40
NHCW-22	712.70	01/31/2022	ND	39.38	0.00	673.32
NHCW-22	712.70	02/09/2022	ND	39.68	0.00	673.02
NHCW-22	712.70	02/14/2022	ND	40.08	0.00	672.62
NHCW-22	712.70	02/24/2022	ND	39.66	0.00	673.04
NHCW-22	712.70	02/28/2022	ND	40.17	0.00	672.53
NHCW-22	712.70	03/07/2022	ND	40.30	0.00	672.40
NHCW-22	712.70	03/14/2022	ND	39.79	0.00	672.91
NHCW-23						
NHCW-23	715.10	02/16/2021	ND	31.68	0.00	683.42
NHCW-23	715.10	02/22/2021	ND	32.55	0.00	682.55
NHCW-23	715.10	03/04/2021	ND	32.95	0.00	682.15
NHCW-23	715.10	03/08/2021	ND	32.40	0.00	682.70
NHCW-23	715.10	03/15/2021	ND	32.35	0.00	682.75
NHCW-23	715.10	03/22/2021	ND	32.39	0.00	682.71
NHCW-23	715.10	04/01/2021	ND	32.15	0.00	682.95
NHCW-23	715.10	04/12/2021	ND	32.20	0.00	682.90
NHCW-23	715.10	04/19/2021	ND	32.32	0.00	682.78

Table 4
Summary of Recovery Well Gauging Data

Colonial Pipeline Company
2020-L1-SR2448
Huntersville, North Carolina

Well ID	Top Of Casing Elevation[1]	Date	Depth to Free Product (ft btoc)	Depth to Groundwater (ft btoc)	Free Product Thickness (ft)	Groundwater Elevation[2] (ft btoc)
NHCW-23	715.10	04/29/2021	ND	32.26	0.00	682.84
NHCW-23	715.10	05/03/2021	ND	32.24	0.00	682.86
NHCW-23	715.10	05/10/2021	ND	32.32	0.00	682.78
NHCW-23	715.10	05/18/2021	ND	32.32	0.00	682.78
NHCW-23	715.10	05/26/2021	ND	32.43	0.00	682.67
NHCW-23	715.10	05/31/2021	ND	32.54	0.00	682.56
NHCW-23	715.10	06/07/2021	ND	32.78	0.00	682.32
NHCW-23	715.10	06/14/2021	ND	32.80	0.00	682.30
NHCW-23	715.10	06/21/2021	ND	32.98	0.00	682.12
NHCW-23	715.10	07/01/2021	ND	33.02	0.00	682.08
NHCW-23	715.10	07/06/2021	ND	33.23	0.00	681.87
NHCW-23	715.10	07/14/2021	ND	33.23	0.00	681.87
NHCW-23	715.10	07/28/2021	ND	33.64	0.00	681.46
NHCW-23	715.10	08/02/2021	ND	34.07	0.00	681.03
NHCW-23	715.10	08/16/2021	ND	34.50	0.00	680.60
NHCW-23	715.10	08/26/2021	ND	34.90	0.00	680.20
NHCW-23	715.10	08/30/2021	ND	35.25	0.00	679.85
NHCW-23	715.10	09/14/2021	ND	36.12	0.00	678.98
NHCW-23	715.10	09/23/2021	ND	36.34	0.00	678.76
NHCW-23	715.10	10/06/2021	ND	37.28	0.00	677.82
NHCW-23	715.10	10/12/2021	ND	37.54	0.00	677.56
NHCW-23	715.10	10/18/2021	ND	37.78	0.00	677.32
NHCW-23	715.10	10/27/2021	ND	37.83	0.00	677.27
NHCW-23	715.10	11/01/2021	ND	38.08	0.00	677.02
NHCW-23	715.10	11/15/2021	ND	39.35	0.00	675.75
NHCW-23	715.10	11/22/2021	ND	39.90	0.00	675.20
NHCW-23	715.10	11/30/2021	ND	40.06	0.00	675.04
NHCW-23	715.10	12/06/2021	ND	40.47	0.00	674.63
NHCW-23	715.10	12/13/2021	ND	40.85	0.00	674.25
NHCW-23	715.10	12/20/2021	ND	41.08	0.00	674.02
NHCW-23	715.10	12/28/2021	ND	40.70	0.00	674.40
NHCW-23	715.10	01/04/2022	ND	41.42	0.00	673.68
NHCW-23	715.10	01/10/2022	ND	41.73	0.00	673.37
NHCW-23	715.10	01/27/2022	ND	41.35	0.00	673.75
NHCW-23	715.10	01/31/2022	ND	41.44	0.00	673.66
NHCW-23	715.10	02/09/2022	ND	41.81	0.00	673.29
NHCW-23	715.10	02/14/2022	ND	42.22	0.00	672.88
NHCW-23	715.10	02/24/2022	ND	41.77	0.00	673.33
NHCW-23	715.10	02/28/2022	ND	42.36	0.00	672.74
NHCW-23	715.10	03/07/2022	ND	42.50	0.00	672.60
NHCW-23	715.10	03/14/2022	ND	42.08	0.00	673.02

Table 4
Summary of Recovery Well Gauging Data

Colonial Pipeline Company
2020-L1-SR2448
Huntersville, North Carolina

Well ID	Top Of Casing Elevation[1]	Date	Depth to Free Product (ft btoc)	Depth to Groundwater (ft btoc)	Free Product Thickness (ft)	Groundwater Elevation[2] (ft btoc)
NHCW-24						
NHCW-24	717.38	02/16/2021	ND	34.91	0.00	682.47
NHCW-24	717.38	02/22/2021	ND	34.77	0.00	682.61
NHCW-24	717.38	03/04/2021	ND	NM	NM	NM
NHCW-24	717.38	03/08/2021	ND	35.61	0.00	681.77
NHCW-24	717.38	03/15/2021	ND	34.54	0.00	682.84
NHCW-24	717.38	03/22/2021	ND	34.55	0.00	682.83
NHCW-24	717.38	04/01/2021	ND	34.32	0.00	683.06
NHCW-24	717.38	04/12/2021	ND	34.32	0.00	683.06
NHCW-24	717.38	04/19/2021	ND	34.40	0.00	682.98
NHCW-24	717.38	04/29/2021	ND	34.30	0.00	683.08
NHCW-24	717.38	05/03/2021	ND	34.26	0.00	683.12
NHCW-24	717.38	05/10/2021	ND	34.31	0.00	683.07
NHCW-24	717.38	05/18/2021	ND	34.30	0.00	683.08
NHCW-24	717.38	05/26/2021	ND	34.34	0.00	683.04
NHCW-24	717.38	05/31/2021	ND	34.50	0.00	682.88
NHCW-24	717.38	06/07/2021	ND	34.72	0.00	682.66
NHCW-24	717.38	06/14/2021	ND	34.74	0.00	682.64
NHCW-24	717.38	06/21/2021	ND	34.92	0.00	682.46
NHCW-24	717.38	07/01/2021	ND	34.98	0.00	682.40
NHCW-24	717.38	07/06/2021	ND	35.20	0.00	682.18
NHCW-24	717.38	07/14/2021	ND	35.23	0.00	682.15
NHCW-24	717.38	07/28/2021	ND	35.56	0.00	681.82
NHCW-24	717.38	08/02/2021	ND	35.97	0.00	681.41
NHCW-24	717.38	08/16/2021	ND	36.40	0.00	680.98
NHCW-24	717.38	08/26/2021	ND	36.56	0.00	680.82
NHCW-24	717.38	08/30/2021	ND	37.06	0.00	680.32
NHCW-24	717.38	09/14/2021	ND	37.92	0.00	679.46
NHCW-24	717.38	09/23/2021	ND	38.13	0.00	679.25
NHCW-24	717.38	10/06/2021	ND	38.98	0.00	678.40
NHCW-24	717.38	10/12/2021	ND	39.21	0.00	678.17
NHCW-24	717.38	10/18/2021	ND	39.41	0.00	677.97
NHCW-24	717.38	10/27/2021	ND	39.55	0.00	677.83
NHCW-24	717.38	11/01/2021	ND	39.82	0.00	677.56
NHCW-24	717.38	11/15/2021	ND	41.01	0.00	676.37
NHCW-24	717.38	11/22/2021	ND	41.50	0.00	675.88
NHCW-24	717.38	11/30/2021	ND	41.63	0.00	675.75
NHCW-24	717.38	12/06/2021	ND	42.03	0.00	675.35
NHCW-24	717.38	12/13/2021	ND	42.40	0.00	674.98
NHCW-24	717.38	12/20/2021	ND	42.62	0.00	674.76

Table 4
Summary of Recovery Well Gauging Data

Colonial Pipeline Company
2020-L1-SR2448
Huntersville, North Carolina

Well ID	Top Of Casing Elevation[1]	Date	Depth to Free Product (ft btoc)	Depth to Groundwater (ft btoc)	Free Product Thickness (ft)	Groundwater Elevation[2] (ft btoc)
NHCW-24	717.38	12/28/2021	ND	42.26	0.00	675.12
NHCW-24	717.38	01/04/2022	ND	43.20	0.00	674.18
NHCW-24	717.38	01/10/2022	ND	43.50	0.00	673.88
NHCW-24	717.38	01/27/2022	ND	42.91	0.00	674.47
NHCW-24	717.38	01/31/2022	ND	43.23	0.00	674.15
NHCW-24	717.38	02/09/2022	ND	43.49	0.00	673.89
NHCW-24	717.38	02/14/2022	ND	44.19	0.00	673.19
NHCW-24	717.38	02/24/2022	ND	43.41	0.00	673.97
NHCW-24	717.38	02/28/2022	ND	44.38	0.00	673.00
NHCW-24	717.38	03/07/2022	ND	44.51	0.00	672.87
NHCW-24	717.38	03/14/2022	ND	44.10	0.00	673.28
NHCW-25						
NHCW-25	720.83	02/16/2021	ND	36.40	0.00	684.43
NHCW-25	720.83	02/22/2021	ND	38.02	0.00	682.81
NHCW-25	720.83	03/04/2021	ND	38.22	0.00	682.61
NHCW-25	720.83	03/08/2021	ND	37.93	0.00	682.90
NHCW-25	720.83	03/15/2021	ND	37.82	0.00	683.01
NHCW-25	720.83	03/22/2021	ND	37.80	0.00	683.03
NHCW-25	720.83	04/01/2021	ND	37.60	0.00	683.23
NHCW-25	720.83	04/12/2021	ND	37.51	0.00	683.32
NHCW-25	720.83	04/19/2021	ND	37.57	0.00	683.26
NHCW-25	720.83	04/29/2021	ND	37.36	0.00	683.47
NHCW-25	720.83	05/03/2021	ND	37.34	0.00	683.49
NHCW-25	720.83	05/10/2021	ND	37.35	0.00	683.48
NHCW-25	720.83	05/18/2021	ND	37.36	0.00	683.47
NHCW-25	720.83	05/26/2021	ND	37.43	0.00	683.40
NHCW-25	720.83	05/31/2021	ND	37.51	0.00	683.32
NHCW-25	720.83	06/07/2021	ND	37.74	0.00	683.09
NHCW-25	720.83	06/14/2021	ND	37.76	0.00	683.07
NHCW-25	720.83	06/21/2021	ND	37.95	0.00	682.88
NHCW-25	720.83	07/01/2021	ND	38.00	0.00	682.83
NHCW-25	720.83	07/06/2021	ND	38.22	0.00	682.61
NHCW-25	720.83	07/14/2021	ND	38.26	0.00	682.57
NHCW-25	720.83	07/28/2021	ND	38.59	0.00	682.24
NHCW-25	720.83	08/02/2021	ND	38.99	0.00	681.84
NHCW-25	720.83	08/16/2021	ND	39.35	0.00	681.48
NHCW-25	720.83	08/26/2021	ND	39.69	0.00	681.14
NHCW-25	720.83	08/30/2021	ND	39.95	0.00	680.88
NHCW-25	720.83	09/14/2021	ND	40.73	0.00	680.10
NHCW-25	720.83	09/23/2021	ND	40.94	0.00	679.89
NHCW-25	720.83	10/06/2021	ND	41.72	0.00	679.11
NHCW-25	720.83	10/12/2021	ND	41.94	0.00	678.89
NHCW-25	720.83	10/18/2021	ND	42.18	0.00	678.65

Table 4
Summary of Recovery Well Gauging Data

Colonial Pipeline Company
2020-L1-SR2448
Huntersville, North Carolina

Well ID	Top Of Casing Elevation[1]	Date	Depth to Free Product (ft btoc)	Depth to Groundwater (ft btoc)	Free Product Thickness (ft)	Groundwater Elevation[2] (ft btoc)
NHCW-25	720.83	10/27/2021	ND	42.30	0.00	678.53
NHCW-25	720.83	11/01/2021	ND	42.57	0.00	678.26
NHCW-25	720.83	11/15/2021	ND	43.62	0.00	677.21
NHCW-25	720.83	11/22/2021	ND	44.08	0.00	676.75
NHCW-25	720.83	11/30/2021	44.12	44.48	0.36	676.61
NHCW-25	720.83	12/06/2021	44.27	44.30	0.03	676.55
NHCW-25	720.83	12/13/2021	NM	NM	NM	NM
NHCW-25	720.83	12/20/2021	44.75	45.90	1.15	675.77
NHCW-25	720.83	12/28/2021	44.55	45.55	1.00	676.01
NHCW-25	720.83	01/04/2022	ARP	ARP	ARP	ARP
NHCW-25	720.83	01/10/2022	ARP	ARP	ARP	ARP
NHCW-25	720.83	01/27/2022	45.03	45.52	0.49	675.66
NHCW-25	720.40	02/24/2022	45.69	45.93	0.24	674.65
NHCW-26						
NHCW-26	723.09	02/16/2021	ND	37.23	0.00	685.86
NHCW-26	723.09	02/22/2021	ND	39.46	0.00	683.63
NHCW-26	723.09	03/04/2021	ND	39.44	0.00	683.65
NHCW-26	723.09	03/08/2021	ND	39.45	0.00	683.64
NHCW-26	723.09	03/15/2021	ND	39.31	0.00	683.78
NHCW-26	723.09	03/22/2021	ND	39.26	0.00	683.83
NHCW-26	723.09	04/01/2021	ND	39.12	0.00	683.97
NHCW-26	723.09	04/12/2021	ND	38.94	0.00	684.15
NHCW-26	723.09	04/19/2021	ND	38.91	0.00	684.18
NHCW-26	723.09	04/29/2021	ND	38.72	0.00	684.37
NHCW-26	723.09	05/03/2021	ND	38.62	0.00	684.47
NHCW-26	723.09	05/10/2021	ND	38.61	0.00	684.48
NHCW-26	723.09	05/18/2021	ND	38.59	0.00	684.50
NHCW-26	723.09	05/26/2021	ND	38.60	0.00	684.49
NHCW-26	723.09	05/31/2021	ND	38.67	0.00	684.42
NHCW-26	723.09	06/07/2021	ND	38.77	0.00	684.32
NHCW-26	723.09	06/14/2021	ND	38.82	0.00	684.27
NHCW-26	723.09	06/21/2021	ND	38.98	0.00	684.11
NHCW-26	723.09	07/01/2021	ND	39.06	0.00	684.03
NHCW-26	723.09	07/06/2021	ND	39.23	0.00	683.86
NHCW-26	723.09	07/14/2021	ND	39.33	0.00	683.76
NHCW-26	723.09	07/28/2021	ND	39.63	0.00	683.46
NHCW-26	723.09	08/02/2021	ND	39.92	0.00	683.17
NHCW-26	723.09	08/16/2021	ND	40.24	0.00	682.85
NHCW-26	723.09	08/26/2021	ND	40.57	0.00	682.52
NHCW-26	723.09	08/30/2021	ND	40.69	0.00	682.40
NHCW-26	723.09	09/14/2021	ND	41.25	0.00	681.84
NHCW-26	723.09	09/23/2021	ND	41.63	0.00	681.46

Table 4
Summary of Recovery Well Gauging Data

Colonial Pipeline Company
2020-L1-SR2448
Huntersville, North Carolina

Well ID	Top Of Casing Elevation[1]	Date	Depth to Free Product (ft btoc)	Depth to Groundwater (ft btoc)	Free Product Thickness (ft)	Groundwater Elevation[2] (ft btoc)
NHCW-26	723.09	10/06/2021	ND	42.17	0.00	680.92
NHCW-26	723.09	10/12/2021	ND	42.33	0.00	680.76
NHCW-26	723.09	10/18/2021	ND	42.57	0.00	680.52
NHCW-26	723.09	10/27/2021	ND	42.79	0.00	680.30
NHCW-26	723.09	11/01/2021	ND	42.98	0.00	680.11
NHCW-26	723.09	11/15/2021	ND	43.82	0.00	679.27
NHCW-26	723.09	11/22/2021	ND	44.20	0.00	678.89
NHCW-26	723.09	11/30/2021	ND	44.34	0.00	678.75
NHCW-26	723.09	12/06/2021	ND	44.62	0.00	678.47
NHCW-26	723.09	12/13/2021	ND	44.98	0.00	678.11
NHCW-26	723.09	12/20/2021	ND	45.25	0.00	677.84
NHCW-26	723.09	12/28/2021	ND	45.05	0.00	678.04
NHCW-26	723.09	01/04/2022	ND	45.91	0.00	677.18
NHCW-26	723.09	01/10/2022	ND	46.65	0.00	676.44
NHCW-26	723.09	01/27/2022	ND	45.95	0.00	677.14
NHCW-26	723.09	01/31/2022	ND	46.63	0.00	676.46
NHCW-26	723.09	02/09/2022	ND	47.38	0.00	675.71
NHCW-26	723.09	02/14/2022	ND	48.21	0.00	674.88
NHCW-26	723.09	02/24/2022	ND	47.46	0.00	675.63
NHCW-26	723.09	02/28/2022	ND	48.45	0.00	674.64
NHCW-26	723.09	03/07/2022	ND	48.54	0.00	674.55
NHCW-26	723.09	03/14/2022	ND	48.29	0.00	674.80
NHCW-27						
NHCW-27	724.18	02/22/2021	ND	40.08	0.00	684.10
NHCW-27	724.18	03/04/2021	ND	40.05	0.00	684.13
NHCW-27	724.18	03/08/2021	ND	40.06	0.00	684.12
NHCW-27	724.18	03/15/2021	ND	39.95	0.00	684.23
NHCW-27	724.18	03/22/2021	ND	39.92	0.00	684.26
NHCW-27	724.18	04/01/2021	ND	39.77	0.00	684.41
NHCW-27	724.18	04/12/2021	ND	39.62	0.00	684.56
NHCW-27	724.18	04/19/2021	ND	39.62	0.00	684.56
NHCW-27	724.18	04/29/2021	ND	39.39	0.00	684.79
NHCW-27	724.18	05/03/2021	ND	39.31	0.00	684.87
NHCW-27	724.18	05/10/2021	ND	39.27	0.00	684.91
NHCW-27	724.18	05/18/2021	ND	39.22	0.00	684.96
NHCW-27	724.18	05/26/2021	ND	39.23	0.00	684.95
NHCW-27	724.18	05/31/2021	ND	39.29	0.00	684.89
NHCW-27	724.18	06/07/2021	ND	39.41	0.00	684.77
NHCW-27	724.18	06/14/2021	ND	39.44	0.00	684.74
NHCW-27	724.18	06/21/2021	ND	39.60	0.00	684.58
NHCW-27	724.18	07/01/2021	ND	39.68	0.00	684.50
NHCW-27	724.18	07/06/2021	ND	39.85	0.00	684.33
NHCW-27	724.18	07/14/2021	ND	40.61	0.00	683.57

Table 4
Summary of Recovery Well Gauging Data

Colonial Pipeline Company
2020-L1-SR2448
Huntersville, North Carolina

Well ID	Top Of Casing Elevation[1]	Date	Depth to Free Product (ft btoc)	Depth to Groundwater (ft btoc)	Free Product Thickness (ft)	Groundwater Elevation[2] (ft btoc)
NHCW-27	724.18	07/28/2021	ND	40.20	0.00	683.98
NHCW-27	724.18	08/02/2021	ND	40.51	0.00	683.67
NHCW-27	724.18	08/16/2021	ND	40.85	0.00	683.33
NHCW-27	724.18	08/26/2021	ND	41.10	0.00	683.08
NHCW-27	724.18	08/30/2021	ND	41.26	0.00	682.92
NHCW-27	724.18	09/14/2021	ND	41.90	0.00	682.28
NHCW-27	724.18	09/23/2021	ND	42.12	0.00	682.06
NHCW-27	724.18	10/06/2021	ND	42.72	0.00	681.46
NHCW-27	724.18	10/12/2021	ND	42.89	0.00	681.29
NHCW-27	724.18	10/18/2021	ND	43.11	0.00	681.07
NHCW-27	724.18	10/27/2021	ND	43.28	0.00	680.90
NHCW-27	724.18	11/01/2021	ND	43.52	0.00	680.66
NHCW-27	724.18	11/15/2021	ND	44.42	0.00	679.76
NHCW-27	724.18	11/22/2021	ND	44.85	0.00	679.33
NHCW-27	724.18	11/30/2021	ND	44.90	0.00	679.28
NHCW-27	724.18	12/06/2021	ND	45.27	0.00	678.91
NHCW-27	724.18	12/13/2021	ND	45.60	0.00	678.58
NHCW-27	724.18	12/20/2021	ND	45.87	0.00	678.31
NHCW-27	724.18	12/28/2021	ND	45.59	0.00	678.59
NHCW-27	724.18	01/04/2022	ND	46.33	0.00	677.85
NHCW-27	724.18	01/10/2022	ND	46.50	0.00	677.68
NHCW-27	724.18	01/27/2022	ND	46.26	0.00	677.92
NHCW-27	724.18	01/31/2022	ND	46.42	0.00	677.76
NHCW-27	724.18	02/09/2022	ND	46.63	0.00	677.55
NHCW-27	724.18	02/14/2022	ND	47.03	0.00	677.15
NHCW-27	724.18	02/24/2022	ND	46.79	0.00	677.39
NHCW-27	724.18	02/28/2022	ND	47.28	0.00	676.90
NHCW-27	724.18	03/07/2022	ND	47.47	0.00	676.71
NHCW-27	724.18	03/14/2022	ND	47.11	0.00	677.07
NHCW-28						
NHCW-28	725.46	02/16/2021	ND	38.22	0.00	687.24
NHCW-28	725.46	02/22/2021	ND	39.54	0.00	685.92
NHCW-28	725.46	03/04/2021	ND	38.51	0.00	686.95
NHCW-28	725.46	03/08/2021	ND	39.55	0.00	685.91
NHCW-28	725.46	03/15/2021	ND	39.45	0.00	686.01
NHCW-28	725.46	03/22/2021	ND	39.47	0.00	685.99
NHCW-28	725.46	04/01/2021	ND	39.34	0.00	686.12
NHCW-28	725.46	04/12/2021	ND	39.26	0.00	686.20
NHCW-28	725.46	04/19/2021	ND	39.28	0.00	686.18
NHCW-28	725.46	04/29/2021	ND	39.10	0.00	686.36
NHCW-28	725.46	05/03/2021	ND	39.03	0.00	686.43
NHCW-28	725.46	05/10/2021	ND	39.04	0.00	686.42
NHCW-28	725.46	05/18/2021	ND	39.01	0.00	686.45

Table 4
Summary of Recovery Well Gauging Data

Colonial Pipeline Company
2020-L1-SR2448
Huntersville, North Carolina

Well ID	Top Of Casing Elevation[1]	Date	Depth to Free Product (ft btoc)	Depth to Groundwater (ft btoc)	Free Product Thickness (ft)	Groundwater Elevation[2] (ft btoc)
NHCW-28	725.46	05/26/2021	ND	39.01	0.00	686.45
NHCW-28	725.46	05/31/2021	ND	39.04	0.00	686.42
NHCW-28	725.46	06/07/2021	ND	39.15	0.00	686.31
NHCW-28	725.46	06/14/2021	ND	39.12	0.00	686.34
NHCW-28	725.46	06/21/2021	ND	39.32	0.00	686.14
NHCW-28	725.46	07/01/2021	ND	39.33	0.00	686.13
NHCW-28	725.46	07/06/2021	ND	39.45	0.00	686.01
NHCW-28	725.46	07/14/2021	ND	40.46	0.00	685.00
NHCW-28	725.46	07/28/2021	ND	39.79	0.00	685.67
NHCW-28	725.46	08/02/2021	ND	40.13	0.00	685.33
NHCW-28	725.46	08/16/2021	ND	40.44	0.00	685.02
NHCW-28	725.46	08/26/2021	ND	40.64	0.00	684.82
NHCW-28	725.46	08/30/2021	ND	40.85	0.00	684.61
NHCW-28	725.46	09/14/2021	ND	41.45	0.00	684.01
NHCW-28	725.46	09/23/2021	ND	41.67	0.00	683.79
NHCW-28	725.46	10/06/2021	ND	42.16	0.00	683.30
NHCW-28	725.46	10/12/2021	ND	42.33	0.00	683.13
NHCW-28	725.46	10/18/2021	ND	42.51	0.00	682.95
NHCW-28	725.46	10/27/2021	ND	42.62	0.00	682.84
NHCW-28	725.46	11/01/2021	ND	42.87	0.00	682.59
NHCW-28	725.46	11/15/2021	ND	43.88	0.00	681.58
NHCW-28	725.46	11/22/2021	ND	44.39	0.00	681.07
NHCW-28	725.46	11/30/2021	ND	44.34	0.00	681.12
NHCW-28	725.46	12/06/2021	ND	44.78	0.00	680.68
NHCW-28	725.46	12/13/2021	ND	45.09	0.00	680.37
NHCW-28	725.46	12/20/2021	ND	45.33	0.00	680.13
NHCW-28	725.46	12/28/2021	ND	44.99	0.00	680.47
NHCW-28	725.46	01/04/2022	ND	45.81	0.00	679.65
NHCW-28	725.46	01/10/2022	ND	46.00	0.00	679.46
NHCW-28	725.46	01/27/2022	ND	45.67	0.00	679.79
NHCW-28	725.46	01/31/2022	ND	45.80	0.00	679.66
NHCW-28	725.46	02/09/2022	ND	46.04	0.00	679.42
NHCW-28	725.46	02/14/2022	ND	46.42	0.00	679.04
NHCW-28	725.46	02/24/2022	ND	46.24	0.00	679.22
NHCW-28	725.46	02/28/2022	ND	46.68	0.00	678.78
NHCW-28	725.46	03/07/2022	ND	46.91	0.00	678.55
NHCW-28	725.46	03/14/2022	ND	46.59	0.00	678.87
NHCW-29						
NHCW-29	728.13	02/22/2021	ND	40.76	0.00	687.37
NHCW-29	728.13	03/04/2021	ND	38.73	0.00	689.40
NHCW-29	728.13	03/08/2021	ND	40.79	0.00	687.34
NHCW-29	728.13	03/15/2021	ND	40.68	0.00	687.45
NHCW-29	728.13	03/22/2021	ND	40.67	0.00	687.46

Table 4
Summary of Recovery Well Gauging Data

Colonial Pipeline Company
2020-L1-SR2448
Huntersville, North Carolina

Well ID	Top Of Casing Elevation[1]	Date	Depth to Free Product (ft btoc)	Depth to Groundwater (ft btoc)	Free Product Thickness (ft)	Groundwater Elevation[2] (ft btoc)
NHCW-29	728.13	04/01/2021	ND	40.60	0.00	687.53
NHCW-29	728.13	04/12/2021	ND	40.49	0.00	687.64
NHCW-29	728.13	04/19/2021	ND	40.56	0.00	687.57
NHCW-29	728.13	04/29/2021	ND	40.33	0.00	687.80
NHCW-29	728.13	05/03/2021	ND	40.27	0.00	687.86
NHCW-29	728.13	05/10/2021	ND	40.25	0.00	687.88
NHCW-29	728.13	05/18/2021	ND	40.21	0.00	687.92
NHCW-29	728.13	05/26/2021	ND	40.28	0.00	687.85
NHCW-29	728.13	05/31/2021	ND	40.24	0.00	687.89
NHCW-29	728.13	06/07/2021	ND	40.34	0.00	687.79
NHCW-29	728.13	06/14/2021	ND	40.32	0.00	687.81
NHCW-29	728.13	06/21/2021	ND	40.46	0.00	687.67
NHCW-29	728.13	07/01/2021	ND	40.50	0.00	687.63
NHCW-29	728.13	07/06/2021	ND	40.61	0.00	687.52
NHCW-29	728.13	07/14/2021	ND	40.68	0.00	687.45
NHCW-29	728.13	07/28/2021	ND	40.94	0.00	687.19
NHCW-29	728.13	08/02/2021	ND	41.22	0.00	686.91
NHCW-29	728.13	08/16/2021	ND	51.49	0.00	676.64
NHCW-29	728.13	08/26/2021	ND	41.72	0.00	686.41
NHCW-29	728.13	08/30/2021	ND	41.79	0.00	686.34
NHCW-29	728.13	09/14/2021	ND	42.31	0.00	685.82
NHCW-29	728.13	09/23/2021	ND	42.55	0.00	685.58
NHCW-29	728.13	10/06/2021	ND	42.87	0.00	685.26
NHCW-29	728.13	10/12/2021	ND	43.02	0.00	685.11
NHCW-29	728.13	10/18/2021	ND	43.18	0.00	684.95
NHCW-29	728.13	10/27/2021	ND	43.33	0.00	684.80
NHCW-29	728.13	11/01/2021	ND	43.50	0.00	684.63
NHCW-29	728.13	11/15/2021	ND	44.10	0.00	684.03
NHCW-29	728.13	11/22/2021	ND	44.42	0.00	683.71
NHCW-29	728.13	11/30/2021	ND	44.67	0.00	683.46
NHCW-29	728.13	12/06/2021	ND	44.80	0.00	683.33
NHCW-29	728.13	12/13/2021	ND	45.26	0.00	682.87
NHCW-29	728.13	12/20/2021	ND	45.34	0.00	682.79
NHCW-29	728.13	12/28/2021	ND	45.34	0.00	682.79
NHCW-29	728.13	01/04/2022	ND	45.80	0.00	682.33
NHCW-29	728.13	01/10/2022	ND	45.97	0.00	682.16
NHCW-29	728.13	01/27/2022	ND	46.03	0.00	682.10
NHCW-29	728.13	01/31/2022	ND	46.15	0.00	681.98
NHCW-29	728.13	02/09/2022	ND	46.39	0.00	681.74

Table 4
Summary of Recovery Well Gauging Data

Colonial Pipeline Company
2020-L1-SR2448
Huntersville, North Carolina

Well ID	Top Of Casing Elevation[1]	Date	Depth to Free Product (ft btoc)	Depth to Groundwater (ft btoc)	Free Product Thickness (ft)	Groundwater Elevation[2] (ft btoc)
NHCW-29	728.13	02/14/2022	ND	46.60	0.00	681.53
NHCW-29	728.13	02/24/2022	ND	46.73	0.00	681.40
NHCW-29	728.13	02/28/2022	ND	46.93	0.00	681.20
NHCW-29	728.13	03/07/2022	ND	47.05	0.00	681.08
NHCW-29	728.13	03/14/2022	ND	47.04	0.00	681.09

Notes:
ft btoc = Feet Below Top of Casing
N/A = Not Applicable
RW = Recovery Well
HCW = Hydraulic Control Well
NCHW = North Hydraulic Control Well
ND = No free product was detected in well
NW = No water measured; well contained product only
Dry = Well was dry; no free product or water detected in well
ARP = Active Recovery Pump in Well
NM = Not Measured
[1] = Elevations surveyed in feet using the NAVD88 vertical datum
[2] = Corrected Groundwater Elevation = (Top of Casing - Depth to Water) + (Free Product Thickness x 0.7324)

Table 5A
Summary of Monitoring Well Sampling Results

Colonial Pipeline Company
2020-L1-SR2448
Huntersville, North Carolina

Lab Report Number	Sample ID	Well ID	Sample Date	Metals (µg/L)	VOCs (µg/L)																														MADEP VPH (µg/L)			
				Lead	Benzene	Bromochloromethane	Bromodichloromethane	n-Butylbenzene	sec-Butylbenzene	Chloroethane	Chloroform	Chloromethane	2-Chlorotoluene	Dibromochloromethane	1,2-Dichloroethane	Diisopropyl ether	Ethylbenzene	Hexachloro-1,3-butadiene	Isopropylbenzene (Cumene)	Methylene Chloride	Methyl-tert-butyl ether	Naphthalene	n-Propylbenzene	Styrene	Tetrachloroethene	Toluene	Trichloroethene	Trichlorofluoromethane	1,2,4-Trimethylbenzene	1,3,5-Trimethylbenzene	Vinyl chloride	Xylene (Total)	m&p-Xylene	o-Xylene	C5 - C8 Aliphatics	C9 - C12 Aliphatics	C9 - C10 Aromatics	VPH (Total)
			NCAC 2L Standards	**15**	**1**	**NE**	**0.6**	**70**	**70**	**3000**	**70**	**3**	**100**	**0.4**	**0.4**	**70**	**600**	**0.4**	**70**	**5**	**20**	**6**	**70**	**70**	**0.7**	**600**	**3**	**2000**	**400**	**400**	**0.03**	**500**	**500**	**500**	**400**	**700**	**200**	**NE**
			IMAC Standards	--	--	--	--	--	--	--	--	--	--	--	--	--	--	--	--	--	--	--	--	--	--	--	--	--	--	--	--	--	--	--	--	--	--	--
Surficial Unit Monitoring Wells																																						
92493062	MW-1_20200828	MW-01	08/28/2020	<5	<0.5	<0.5	<0.5	<0.5	<0.5	<1	<0.5	<1	<0.5	<0.5	<0.5	<0.5	<0.5	<2	<0.5	<2	<0.5	<2	<0.5	<0.5	<0.5	<0.5	<0.5	<1	<0.5	<0.5	<1	<1.5	<1	<0.5	<100	<100	<100	<100
92501616	MW-1_20201021	MW-01	10/21/2020	**50.8**	<0.5	<0.5	<0.5	<0.5	<0.5	<1	<0.5	<1	<0.5	<0.5	<0.5	<0.5	<0.5	<2	<0.5	<2	<0.5	<2	<0.5	<0.5	<0.5	<0.5	<0.5	<1	<0.5	<0.5	<1	<1.5	<1	<0.5	<100	<100	<100	<100
92508536	MW-01_20201130	MW-01	11/30/2020	**43.9**	<0.5	<0.5	<0.5	<0.5	<0.5	<1	<0.5	<1	<0.5	<0.5	<0.5	<0.5	<0.5	<2	<0.5	<2	<0.5	<2	<0.5	<0.5	<0.5	<0.5	<0.5	<1	<0.5	<0.5	<1	<1.5	<1	<0.5	<100	<100	<100	<100
92514598	MW-1_20210104	MW-01	01/04/2021	**15**	<0.5	<0.5	<0.5	<0.5	<0.5	<1	<0.5	<1	<0.5	<0.5	<0.5	<0.5	<0.5	<2	<0.5	<2	<0.5	<2	<0.5	<0.5	<0.5	<0.5	<0.5	<1	<0.5	<0.5	<1	<1.5	<1	<0.5	<100	<100	<100	<100
92521237	MW-1_20210209	MW-01	02/09/2021	<5	<0.5	<0.5	<0.5	<0.5	<0.5	<1	<0.5	<1	<0.5	<0.5	<0.5	<0.5	<0.5	<2	<0.5	<2	<0.5	<2	<0.5	<0.5	<0.5	<0.5	<0.5	<1	<0.5	<0.5	<1	<1.5	<1	<0.5	<100	<100	<100	<100
92527327	MW-01_20210311	MW-01	03/11/2021	<5	<0.5	<0.5	<0.5	<0.5	<0.5	<1	<0.5	<1	<0.5	<0.5	<0.5	<0.5	<0.5	<2	<0.5	<2	<0.5	<2	<0.5	<0.5	<0.5	<0.5	<0.5	<1	<0.5	<0.5	<1	<1.5	<1	<0.5	<50	<50	<50	<50
92527327	DUP-1-20210311	MW-01	03/11/2021	<5	<0.5	<0.5	<0.5	<0.5	<0.5	<1	<0.5	<1	<0.5	<0.5	<0.5	<0.5	<0.5	<2	<0.5	<2	<0.5	<2	<0.5	<0.5	<0.5	<0.5	<0.5	<1	<0.5	<0.5	<1	<1.5	<1	<0.5	<50	<50	<50	<50
92532417	MW-01_20210408	MW-01	04/08/2021	<5	<0.5	<0.5	<0.5	<0.5	<0.5	<1	<0.5	<1	<0.5	<0.5	<0.5	<0.5	<0.5	<2	<0.5	<2	<0.5	<2	<0.5	<0.5	<0.5	<0.5	<0.5	<1	<0.5	<0.5	<1	<1.5	<1	<0.5	<50	<50	<50	<50
92537489	MW-01_20210506	MW-01	05/06/2021	**7.2**	<0.5	<0.5	<0.5	<0.5	<0.5	<1	<0.5	<1	<0.5	<0.5	<0.5	**0.35J**	<0.5	<2	<0.5	<2	<0.5	<2	<0.5	<0.5	<0.5	<0.5	<0.5	<1	<0.5	<0.5	<1	<1.5	<1	<0.5	<50	<50	<50	<50
92542375	MW-01_20210603	MW-01	06/03/2021	<5	<0.5	<0.5	<0.5	<0.5	<0.5	<1	<0.5	<1	<0.5	<0.5	<0.5	**0.34J**	<0.5	<2	<0.5	<2	<0.5	<2	<0.5	<0.5	<0.5	<0.5	<0.5	<1	<0.5	<0.5	<1	<1.5	<1	<0.5	<50	<50	<50	<50
92542375	DUP-1-20210603	MW-01	06/03/2021	<5	<0.5	<0.5	<0.5	<0.5	<0.5	<1	<0.5	<1	<0.5	<0.5	<0.5	**0.35J**	<0.5	<2	<0.5	<2	<0.5	<2	<0.5	<0.5	<0.5	<0.5	<0.5	<1	<0.5	<0.5	<1	<1.5	<1	<0.5	<50	<50	<50	<50
92548787	MW-01_20210709	MW-01	07/09/2021	<5	<0.5	<0.5	<0.5	<0.5	<0.5	<1	<0.5	<1	<0.5	<0.5	<0.5	<0.5	<0.5	<2	<0.5	<2	<0.5	<2	<0.5	<0.5	<0.5	<0.5	<0.5	<1	<0.5	<0.5	<1	<1.5	<1	<0.5	<50	<50	<50	<50
92554137	MW-01_20210805	MW-01	08/05/2021	**10.3**	<0.5	<0.5	<0.5	<0.5	<0.5	<1	<0.5	<1	<0.5	<0.5	<0.5	<0.5	<0.5	<2	<0.5	<2	<0.5	<2	<0.5	<0.5	<0.5	<0.5	<0.5	<1	<0.5	<0.5	<1	<1.5	<1	<0.5	<50	<50	<50	<50
92559360	MW-01_20210902	MW-01	09/02/2021	<5	<0.5	<0.5	<0.5	<0.5	<0.5	<1	<0.5	<1	<0.5	<0.5	<0.5	<0.5	<0.5	<2	<0.5	<2	<0.5	<2	<0.5	<0.5	<0.5	<0.5	<0.5	<1	<0.5	<0.5	<1	<1.5	<1	<0.5	<50	<50	<50	<50
92565572	MW-01_20211007	MW-01	10/07/2021	<5	<0.5	<0.5	<0.5	<0.5	<0.5	<1	<0.5	<1	<0.5	<0.5	<0.5	<0.5	<0.5	<2	<0.5	<2	<0.5	<2	<0.5	<0.5	<0.5	<0.5	<0.5	<1	<0.5	<0.5	<1	<1.5	<1	<0.5	<100	<100	<100	NA
92570816	MW-01_20211104	MW-01	11/04/2021	<5	<0.5	<0.5	<0.5	<0.5	<0.5	<1	<0.5	<1	<0.5	<0.5	<0.5	<0.5	<0.5	<2	<0.5	<2	<0.5	<2	<0.5	<0.5	<0.5	<0.5	<0.5	<1	<0.5	<0.5	<1	<1.5	<1	<0.5	<50	<50	<50	<50
92575462	MW-01_20211130	MW-01	11/30/2021	<5	<0.5	<0.5	<0.5	<0.5	<0.5	<1	<0.5	<1	<0.5	<0.5	<0.5	<0.5	<0.5	<2	<0.5	<2	<0.5	<2	<0.5	<0.5	<0.5	<0.5	<0.5	<1	<0.5	<0.5	<1	<1.5	<1	<0.5	<50	<50	<50	<50
92583376	MW-01_20220106	MW-01	01/06/2022	**0.36J**	**0.38J**	<0.5	<0.5	<0.5	<0.5	<1	<0.5	<1	<0.5	<0.5	<0.5	<0.5	<0.5	<2	<0.5	<2	<0.5	<2	<0.5	<0.5	<0.5	**1.2**	<0.5	<1	<0.5	<0.5	<1	<1.5	<1	<0.5	<50	<50	<50	<50
92586178	MW-01_20220203	MW-01	02/03/2022	**50.6**	<0.5	<0.5	<0.5	<0.5	<0.5	<1	<0.5	<1	<0.5	<0.5	<0.5	<0.5	<0.5	<2	<0.5	<2	<0.5	<2	<0.5	<0.5	<0.5	<0.5	<0.5	<1	<0.5	<0.5	<1	<1.5	<1	<0.5	<50	<50	<50	<50
92591151	MW-01_20220302	MW-01	03/02/2022	**5.2**	<0.5	<0.5	<0.5	<0.5	<0.5	<1	<0.5	<1	<0.5	<0.5	<0.5	<0.5	<0.5	<2	<0.5	<2	<0.5	<2	<0.5	<0.5	<0.5	<0.5	<0.5	<1	<0.5	<0.5	<1	<1.5	<1	<0.5	<50	<50	<50	<50
92493062	MW-2_20200828	MW-02	08/28/2020	<5	<0.5	<0.5	<0.5	<0.5	<0.5	<1	<0.5	<1	<0.5	<0.5	<0.5	<0.5	<0.5	<2	<0.5	<2	<0.5	<2	<0.5	<0.5	<0.5	<0.5	<0.5	<1	<0.5	<0.5	<1	<1.5	<1	<0.5	<100	<100	<100	<100
92501616	MW-2_20201021	MW-02	10/21/2020	**19.2**	<0.5	<0.5	<0.5	<0.5	<0.5	<1	<0.5	<1	<0.5	<0.5	<0.5	<0.5	<0.5	<2	<0.5	<2	<0.5	<2	<0.5	<0.5	<0.5	<0.5	<0.5	<1	<0.5	<0.5	<1	<1.5	<1	<0.5	<100	<100	<100	<100
92508536	MW-02_20201130	MW-02	11/30/2020	**20.8**	<0.5	<0.5	<0.5	<0.5	<0.5	<1	<0.5	<1	<0.5	<0.5	<0.5	<0.5	<0.5	<2	<0.5	<2	<0.5	<2	<0.5	<0.5	<0.5	<0.5	<0.5	<1	<0.5	<0.5	<1	<1.5	<1	<0.5	<100	<100	<100	<100
92514598	MW-2_20210104	MW-02	01/04/2021	**12.1**	<0.5	<0.5	<0.5	<0.5	<0.5	<1	<0.5	<1	<0.5	<0.5	<0.5	<0.5	<0.5	<2	<0.5	<2	<0.5	<2	<0.5	<0.5	<0.5	<0.5	<0.5	<1	<0.5	<0.5	<1	<1.5	<1	<0.5	<100	<100	<100	<100
92520901	MW-2_20210208	MW-02	02/08/2021	<5	<0.5	<0.5	<0.5	<0.5	<0.5	<1	<0.5	<1	<0.5	<0.5	<0.5	<0.5	<0.5	<2	<0.5	<2	<0.5	<2	<0.5	<0.5	<0.5	<0.5	<0.5	<1	<0.5	<0.5	<1	<1.5	<1	<0.5	<100	<100	<100	<100
92527327	MW-02_20210311	MW-02	03/11/2021	<5	<0.5	<0.5	<0.5	<0.5	<0.5	<1	<0.5	<1	<0.5	<0.5	<0.5	<0.5	<0.5	<2	<0.5	<2	<0.5	<2	<0.5	<0.5	<0.5	<0.5	<0.5	<1	<0.5	<0.5	<1	<1.5	<1	<0.5	<50	<50	<50	<50
92532417	MW-02_20210408	MW-02	04/08/2021	<5	<0.5	<0.5	<0.5	<0.5	<0.5	<1	<0.5	<1	<0.5	<0.5	<0.5	<0.5	<0.5	<2	<0.5	<2	<0.5	<2	<0.5	<0.5	<0.5	<0.5	<0.5	<1	<0.5	<0.5	<1	<1.5	<1	<0.5	<50	<50	<50	<50
92537784	MW-02_20210507	MW-02	05/07/2021	<5	<0.5	<0.5	<0.5	<0.5	<0.5	<1	<0.5	<1	<0.5	<0.5	<0.5	<0.5	<0.5	<2	<0.5	<2	<0.5	<2	<0.5	<0.5	<0.5	<0.5	<0.5	<1	<0.5	<0.5	<1	<1.5	<1	<0.5	<50	<50	<50	<50
92542611	MW-02_20210604	MW-02	06/04/2021	<5	<0.5	<0.5	<0.5	<0.5	<0.5	<1	<0.5	<1	<0.5	<0.5	<0.5	<0.5	<0.5	<2	<0.5	<2	<0.5	<2	<0.5	<0.5	<0.5	<0.5	<0.5	<1	<0.5	<0.5	<1	<1.5	<1	<0.5	<50	<50	<50	<50
92548527	MW-02_20210708	MW-02	07/08/2021	<5	<0.5	<0.5	<0.5	<0.5	<0.5	<1	<0.5	<1	<0.5	<0.5	<0.5	<0.5	<0.5	<2	<0.5	<2	<0.5	<2	<0.5	<0.5	<0.5	<0.5	<0.5	<1	<0.5	<0.5	<1	<1.5	<1	<0.5	<50	<50	<50	<50
92548527	DUP-2-20210708	MW-02	07/08/2021	<5	<0.5	<0.5	<0.5	<0.5	<0.5	<1	<0.5	<1	<0.5	<0.5	<0.5	<0.5	<0.5	<2	<0.5	<2	<0.5	<2	<0.5	<0.5	<0.5	<0.5	<0.5	<1	<0.5	<0.5	<1	<1.5	<1	<0.5	<50	<50	<50	<50
92554285	MW-02_20210806	MW-02	08/06/2021	<5	<0.5	<0.5	<0.5	<0.5	<0.5	<1	<0.5	<1	<0.5	<0.5	<0.5	<0.5	<0.5	<2	<0.5	<2	<0.5	<2	<0.5	<0.5	<0.5	<0.5	<0.5	<1	<0.5	<0.5	<1	<1.5	<1	<0.5	<50	<50	<50	<50
92559014	MW-02_20210901	MW-02	09/01/2021	<5	<0.5	<0.5	<0.5	<0.5	<0.5	<1	<0.5	<1	<0.5	<0.5	<0.5	<0.5	<0.5	<2	<0.5	<2	<0.5	<2	<0.5	<0.5	<0.5	<0.5	<0.5	<1	<0.5	<0.5	<1	<1.5	<1	<0.5	<50	<50	<50	<50
92563487	MW-02_20210927	MW-02	09/27/2021	<5	<0.5	<0.5	<0.5	<0.5	<0.5	<0.5	<0.5	<1	<0.5	<0.5	<0.5	<0.5	<0.5	<0.6	<0.5	<5	<0.5	<0.5	<0.5	<0.5	<0.5	<0.5	<0.5	<0.5	<0.5	<0.5	<0.5	<1.5	<1	<0.5	<100	<100	<100	NA
92570816	MW-02_20211104	MW-02	11/04/2021	<5	<0.5	<0.5	<0.5	<0.5	<0.5	<1	<0.5	<1	<0.5	<0.5	<0.5	<0.5	<0.5	<2	<0.5	<2	<0.5	<2	<0.5	<0.5	<0.5	<0.5	<0.5	<1	<0.5	<0.5	<1	<1.5	<1	<0.5	<50	<50	<50	<50
92575770	MW-02_20211203	MW-02	12/03/2021	<5	<0.5	<0.5	<0.5	<0.5	<0.5	<1	<0.5	<1	<0.5	<0.5	<0.5	<0.5	<0.5	<2	<0.5	<2	<0.5	<2	<0.5	<0.5	<0.5	<0.5	<0.5	<1	<0.5	<0.5	<1	<1.5	<1	<0.5	<50	<50	<50	<50
92581742	MW-2_20220107	MW-02	01/07/2022	**0.35J**	<0.5	<0.5	<0.5	<0.5	<0.5	<1	<0.5	<1	<0.5	<0.5	<0.5	<0.5	<0.5	<2	<0.5	<2	<0.5	<2	<0.5	<0.5	<0.5	<0.5	<0.5	<1	<0.5	<0.5	<1	<1.5	<1	<0.5	<50	<50	<50	<50
92581742	DUP-2-20220107	MW-02	01/07/2022	**0.39J**	<0.5	<0.5	<0.5	<0.5	<0.5	<1	<0.5	<1	<0.5	<0.5	<0.5	<0.5	<0.5	<2	<0.5	<2	<0.5	<2	<0.5	<0.5	<0.5	<0.5	<0.5	<1	<0.5	<0.5	<1	<1.5	<1	<0.5	<50	<50	<50	<50
92586178	MW-02_20220203	MW-02	02/03/2022	<5	<0.5	<0.5	<0.5	<0.5	<0.5	<1	<0.5	<1	<0.5	<0.5	<0.5	<0.5	<0.5	<2	<0.5	<2	<0.5	<2	<0.5	<0.5	<0.5	<0.5	<0.5	<1	<0.5	<0.5	<1	<1.5	<1	<0.5	<50	<50	<50	<50
92586178	DUP-1-20220203	MW-02	02/03/2022	<5	<0.5	<0.5	<0.5	<0.5	<0.5	<1	<0.5	<1	<0.5	<0.5	<0.5	<0.5	<0.5	<2	<0.5	<2	<0.5	<2	<0.5	<0.5	<0.5	<0.5	<0.5	<1	<0.5	<0.5	<1	<1.5	<1	<0.5	<50	<50	<50	<50
92591327	MW-02_20220303	MW-02	03/03/2022	**1.2J**	<0.5	<0.5	<0.5	<0.5	<0.5	<1	<0.5	<1	<0.5	<0.5	<0.5	<0.5	<0.5	<2	<0.5	<2	<0.5	<2	<0.5	<0.5	<0.5	<0.5	<0.5	<1	<0.5	<0.5	<1	<1.5	<1	<0.5	<50	<50	<50	<50
92493062	MW-3_20200828	MW-03	08/28/2020	<10	<0.5	<0.5	<0.5	<0.5	<0.5	<1	<0.5	<1	<0.5	<0.5	<0.5	<0.5	<0.5	<2	<0.5	<2	<0.5	<2	<0.5	<0.5	<0.5	<0.5	<0.5	<1	<0.5	<0.5	<1	<1.5	<1	<0.5	<100	<100	<100	<100
92501860	MW-3_20201022	MW-03	10/22/2020	**9.9**	<0.5	<0.5	<0.5	<0.5	<0.5	<1	<0.5	<1	<0.5	<0.5	<0.5	<0.5	<0.5	<2	<0.5	<2	<0.5	<2	<0.5	<0.5	<0.5	<0.5	<0.5	<1	<0.5	<0.5	<1	<1.5	<1	<0.5	<100	<100	<100	<100
92508536	MW-3_20201130	MW-03	11/30/2020	**13.7**	<0.5	<0.5	<0.5	<0.5	<0.5	<1	<0.5	<1	<0.5	<0.5	<0.5	<0.5	<0.5	<2	<0.5	<2	<0.5	<2	<0.5	<0.5	<0.5	<0.5	<0.5	<1	<0.5	<0.5	<1	<1.5	<1	<0.5	<100	<100	<100	<100
92514598	MW-3_20210104	MW-03	01/04/2021	**18.5**	<0.5	<0.5	<0.5	<0.5	<0.5	<1	<0.5	<1	<0.5	<0.5	<0.5	<0.5	<0.5	<2	<0.5	<2	<0.5	<2	<0.5	<0.5	<0.5	<0.5	<0.5	<1	<0.5	<0.5	<1	<1.5	<1	<0.5	<100	<100	<100	<100
92520901	MW-03_20210208	MW-03	02/08/2021	<5	<0.5	<0.5	<0.5	<0.5	<0.5	<1	<0.5	<1	<0.5	<0.5	<0.5	<0.5	<0.5	<2	<0.5	<2	<0.5	<2	<0.5	<0.5	<0.5	<0.5	<0.5	<1	<0.5	<0.5	<1	<1.5	<1	<0.5	<100	<100	<100	<100
92526618	MW-03_20210309	MW-03	03/09/2021	<5	<0.5	<0.5	<0.5	<0.5	<0.5	<1	<0.5	<1	<0.5	<0.5	<0.5	<0.5	<0.5	<2	<0.5	<2	<0.5	<2	<0.5	<0.5	<0.5	<0.5	<0.5	<1	<0.5	<0.5	<1	<1.5	<1	<0.5	<100	<100	<100	<100
92530256	MW-03_20210407	MW-03	04/07/2021	<5	<0.5	<0.5	<0.5	<0.5	<0.5	<1	<0.5	<1	<0.5	<0.5	<0.5	<0.5	<0.5	<2	<0.5	<2	<0.5	<2	<0.5	<0.5	<0.5	<0.5	<0.5	<1	<0.5	<0.5	<1	<1.5	<1	<0.5	<50	<50	<50	<50
92537489	MW-03_20210506	MW-03	05/06/2021	<5	<0.5	<0.5	<0.5	<0.5	<0.5	<1	<0.5	<1	<0.5	<0.5	<0.5	<0.5	<0.5	<2	<0.5	<2	<0.5	<2	<0.5	<0.5	<0.5	**0.49J**	<0.5	<1	<0.5	<0.5	<1	<1.5	<1	<0.5	<50	<50	<50	<50
92542611	MW-03_20210604	MW-03	06/04/2021	<5	<0.5	<0.5	<0.5	<0.5	<0.5	<1	<0.5	<1	<0.5	<0.5	<0.5	<0.5	<0.5	<2	<0.5	<2	<0.5	<2	<0.5	<0.5	<0.5	<0.5	<0.5	<1	<0.5	<0.5	<1	**0.43J**	<1	**0.43J**	<50	<50	<50	<50

Table 5A
Summary of Monitoring Well Sampling Results

Colonial Pipeline Company
2020-L1-SR2448
Huntersville, North Carolina

Lab Report Number	Sample ID	Well ID	Sample Date	Metals (µg/L)	VOCs (µg/L)																													MADEP VPH (µg/L)			
				Lead	Benzene	Bromochloromethane	Bromodichloromethane	n-Butylbenzene	sec-Butylbenzene	Chloroethane	Chloroform	Chloromethane	2-Chlorotoluene	Dibromochloromethane	1,2-Dichloroethane	Diisopropyl ether	Ethylbenzene	Hexachloro-1,3-butadiene	Isopropylbenzene (Cumene)	Methylene Chloride	Methyl-tert-butyl ether	Naphthalene	n-Propylbenzene	Styrene	Tetrachloroethene	Toluene	Trichloroethene	Trichlorofluoromethane	1,2,4-Trimethylbenzene	1,3,5-Trimethylbenzene	Vinyl chloride	Xylene (Total)	m&p-Xylene	o-Xylene	C5 - C8 Aliphatics	C9 - C12 Aliphatics	C9 - C10 Aromatics	VPH (Total)
			NCAC 2L Standards	**15**	**1**	**NE**	**0.6**	**70**	**70**	**3000**	**70**	**3**	**100**	**0.4**	**0.4**	**70**	**600**	**0.4**	**70**	**5**	**20**	**6**	**70**	**70**	**0.7**	**600**	**3**	**2000**	**400**	**400**	**0.03**	**500**	**500**	**500**	**400**	**700**	**200**	**NE**
			IMAC Standards	--	--	--	--	--	--	--	--	--	--	--	--	--	--	--	--	--	--	--	--	--	--	--	--	--	--	--	--	--	--	--	--	--	--	--
92548787	MW-03_20210709	MW-03	07/09/2021	<5	<0.5	<0.5	<0.5	<0.5	<0.5	<1	<0.5	<1	<0.5	<0.5	<0.5	<0.5	<0.5	<2	<0.5	<2	<0.5	<2	<0.5	<0.5	<0.5	**0.51**	<0.5	<1	<0.5	<0.5	<1	<1.5	<1	<0.5	<50	<50	<50	<50
92554137	MW-03_20210805	MW-03	08/05/2021	<5	<0.5	<0.5	<0.5	<0.5	<0.5	<1	<0.5	<1	<0.5	<0.5	<0.5	<0.5	<0.5	<2	<0.5	<2	<0.5	<2	<0.5	<0.5	<0.5	**0.55**	<0.5	<1	<0.5	<0.5	<1	<1.5	<1	<0.5	<50	<50	<50	<50
92559360	MW-03_20210902	MW-03	09/02/2021	<5	<0.5	<0.5	<0.5	<0.5	<0.5	<1	<0.5	<1	<0.5	<0.5	<0.5	<0.5	<0.5	<2	<0.5	<2	<0.5	<2	<0.5	<0.5	<0.5	<0.5	<0.5	<1	<0.5	<0.5	<1	<1.5	<1	<0.5	<50	<50	<50	<50
92564492	MW-03_20211001	MW-03	10/01/2021	<0.5	<0.5	<0.5	<0.5	<0.5	<0.5	<0.5	<0.5	<0.6	<0.5	<0.5	<0.5	<0.5	**0.22J**	<0.6	<0.5	<5	<0.5	<0.5	<0.5	<0.5	<0.5	**2.7**	<0.5	<0.5	<0.5	<0.5	<0.5	**0.76J**	**0.46J**	**0.3J**	**130**	<100	<100	NA
92570816	MW-03_20211104	MW-03	11/04/2021	<5	<0.5	<0.5	<0.5	<0.5	<0.5	<1	<0.5	<1	<0.5	<0.5	<0.5	<0.5	<0.5	<2	<0.5	<2	<0.5	<2	<0.5	<0.5	<0.5	**6.4**	<0.5	<1	<0.5	<0.5	<1	**0.66**	<1	**0.66**	**2,110**	<50	<50	**2,120**
92575770	MW-03_20211203	MW-03	12/03/2021	**8**	**13.4**	<0.5	<0.5	<0.5	<0.5	<1	<0.5	<1	<0.5	<0.5	<0.5	<0.5	**7.7**	<2	<0.5	<2	<0.5	<2	<0.5	<0.5	<0.5	**135**	<0.5	<1	**0.6**	**1.2**	<1	**35.2**	**25.5**	**9.7**	**8,340**	**74.3**	<50	**8,410**
92581742	MW-03_20220107	MW-03	01/07/2022	**4.0J**	**25.9**	<1	<1	<1	<1	<2	<1	<2	<1	<1	<1	<1	**11.4**	<4	<1	<4	<1	<4	<1	<1	<1	**274**	<1	<2	**1.1**	**1.8**	<2	**70.6**	**51.0**	**19.6**	**12,200**	**168**	<50	**12,400**
92585900	MW-03_20220202	MW-03	02/02/2022	<5	**29.2**	<1	<1	<1	<1	<2	<1	<2	<1	<1	<1	<1	**12.1**	<4	<1	<4	<1	<4	**0.72J**	<1	<1	**176**	<1	<2	**2.2**	**2.2**	<2	**71.2**	**55.1**	**16.1**	**19,100**	**140**	<50	**19,200**
92591151	MW-03_20220302	MW-03	03/02/2022	**1.8J**	**74.9**	<2	<2	**2.5**	<2	<4	<2	<4	<2	<2	<2	<2	**23.6**	<8	**1.5J**	<8	<2	**9.2**	**3.4**	<2	<2	**435**	<2	<4	**25.5**	**11.5**	<4	**201.1**	**149**	**52.1**	**16,100**	**488**	**178**	**16,800**
92493708	MW-4_20200902	MW-04	09/02/2020	<25	<0.5	<0.5	<0.5	<0.5	<0.5	<1	<0.5	<1	<0.5	<0.5	<0.5	<0.5	<0.5	<2	<0.5	<2	<0.5	<2	<0.5	<0.5	<0.5	<0.5	<0.5	<1	<0.5	<0.5	<1	<1.5	<1	<0.5	<100	<100	<100	<100
92501616	MW-4_20201021	MW-04	10/21/2020	**19.4**	<0.5	<0.5	<0.5	<0.5	<0.5	<1	<0.5	<1	<0.5	<0.5	<0.5	<0.5	<0.5	<2	<0.5	<2	<0.5	<2	<0.5	<0.5	<0.5	<0.5	<0.5	<1	<0.5	<0.5	<1	<1.5	<1	<0.5	<100	<100	<100	<100
92508536	MW-04_20201130	MW-04	11/30/2020	**16.3**	<0.5	<0.5	<0.5	<0.5	<0.5	<1	<0.5	<1	<0.5	<0.5	<0.5	<0.5	<0.5	<2	<0.5	<2	<0.5	<2	<0.5	<0.5	<0.5	<0.5	<0.5	<1	<0.5	<0.5	<1	<1.5	<1	<0.5	<100	<100	<100	<100
92514598	MW-4_20210104	MW-04	01/04/2021	**14.6**	<0.5	<0.5	<0.5	<0.5	<0.5	<1	<0.5	<1	<0.5	<0.5	<0.5	<0.5	<0.5	<2	<0.5	<2	<0.5	<2	<0.5	<0.5	<0.5	<0.5	<0.5	<1	<0.5	<0.5	<1	<1.5	<1	<0.5	<100	<100	<100	<100
92520901	MW-4_20210208	MW-04	02/08/2021	<5	<0.5	<0.5	<0.5	<0.5	<0.5	<1	<0.5	<1	<0.5	<0.5	<0.5	<0.5	<0.5	<2	<0.5	<2	<0.5	<2	<0.5	<0.5	<0.5	<0.5	<0.5	<1	<0.5	<0.5	<1	<1.5	<1	<0.5	<100	<100	<100	<100
92527475	MW-04_20210312	MW-04	03/12/2021	**5.7**	<0.5	<0.5	<0.5	<0.5	<0.5	<1	<0.5	<1	<0.5	<0.5	<0.5	<0.5	<0.5	<2	<0.5	<2	<0.5	<2	<0.5	<0.5	<0.5	<0.5	<0.5	<1	<0.5	<0.5	<1	<1.5	<1	<0.5	<50	<50	<50	<50
92532417	MW-04_20210408	MW-04	04/08/2021	<5	<0.5	<0.5	<0.5	<0.5	<0.5	<1	<0.5	<1	<0.5	<0.5	<0.5	<0.5	<0.5	<2	<0.5	<2	<0.5	<2	<0.5	<0.5	<0.5	<0.5	<0.5	<1	<0.5	<0.5	<1	<1.5	<1	<0.5	<50	<50	<50	<50
92537784	MW-04_20210507	MW-04	05/07/2021	<5	<0.5	<0.5	<0.5	<0.5	<0.5	<1	<0.5	<1	<0.5	<0.5	<0.5	<0.5	<0.5	<2	<0.5	<2	<0.5	<2	<0.5	<0.5	<0.5	<0.5	<0.5	<1	<0.5	<0.5	<1	<1.5	<1	<0.5	<50	<50	<50	<50
92542375	MW-04_20210603	MW-04	06/03/2021	<5	<0.5	<0.5	<0.5	<0.5	<0.5	<1	<0.5	<1	<0.5	<0.5	<0.5	<0.5	<0.5	<2	<0.5	<2	<0.5	<2	<0.5	<0.5	<0.5	<0.5	<0.5	<1	<0.5	<0.5	<1	<1.5	<1	<0.5	<50	<50	<50	<50
92548787	MW-04_20210709	MW-04	07/09/2021	<5	**0.43J**	<0.5	<0.5	<0.5	<0.5	<1	<0.5	<1	<0.5	<0.5	<0.5	<0.5	<0.5	<2	<0.5	<2	<0.5	<2	<0.5	<0.5	<0.5	**0.60**	<0.5	<1	<0.5	<0.5	<1	**0.4J**	<1	**0.4J**	<50	<50	<50	<50
92551297	MW-04_20210722	MW-04	07/22/2021	NA	<0.5	<0.5	<0.5	<0.5	<0.5	<1	<0.5	<1	<0.5	<0.5	<0.5	<0.5	<0.5	<2	<0.5	<2	<0.5	<2	<0.5	<0.5	<0.5	<0.5	<0.5	<1	<0.5	<0.5	<1	<1.5	<1	<0.5	NA	NA	NA	NA
92554285	MW-04_20210806	MW-04	08/06/2021	<5	<0.5	<0.5	<0.5	<0.5	<0.5	<1	<0.5	<1	<0.5	<0.5	<0.5	<0.5	<0.5	<2	<0.5	<2	<0.5	<2	<0.5	<0.5	<0.5	<0.5	<0.5	<1	<0.5	<0.5	<1	<1.5	<1	<0.5	<50	<50	<50	<50
92559014	MW-04_20210901	MW-04	09/01/2021	<5	<0.5	<0.5	<0.5	<0.5	<0.5	<1	<0.5	<1	<0.5	<0.5	<0.5	<0.5	<0.5	<2	<0.5	<2	<0.5	<2	<0.5	<0.5	<0.5	<0.5	<0.5	<1	<0.5	<0.5	<1	<1.5	<1	<0.5	<50	<50	<50	<50
92563487	MW-04_20210927	MW-04	09/27/2021	<5	<0.5	<0.5	<0.5	<0.5	<0.5	<0.5	<0.5	<1	<0.5	<0.5	<0.5	<0.5	<0.5	<0.6	<0.5	<5	<0.5	<0.5	<0.5	<0.5	<0.5	<0.5	<0.5	<0.5	<0.5	<0.5	<0.5	<1.5	<1	<0.5	<100	<100	<100	NA
92563487	DUP-1-20210927	MW-04	09/27/2021	<5	<0.5	<0.5	<0.5	<0.5	<0.5	<0.5	<0.5	<1	<0.5	<0.5	<0.5	<0.5	<0.5	<0.6	<0.5	<5	<0.5	<0.5	<0.5	<0.5	<0.5	<0.5	<0.5	<0.5	<0.5	<0.5	<0.5	<1.5	<1	<0.5	<100	<100	<100	NA
92570816	MW-04_20211104	MW-04	11/04/2021	<5	<0.5	<0.5	<0.5	<0.5	<0.5	<1	<0.5	<1	<0.5	<0.5	<0.5	<0.5	<0.5	<2	<0.5	<2	<0.5	<2	<0.5	<0.5	<0.5	<0.5	<0.5	<1	<0.5	<0.5	<1	<1.5	<1	<0.5	<50	<50	<50	<50
92575770	MW-04_20211203	MW-04	12/03/2021	<5	<0.5	<0.5	<0.5	<0.5	<0.5	<1	<0.5	<1	<0.5	<0.5	<0.5	<0.5	<0.5	<2	<0.5	<2	<0.5	<2	<0.5	<0.5	<0.5	<0.5	<0.5	<1	<0.5	<0.5	<1	<1.5	<1	<0.5	<50	<50	<50	<50
92581742	MW-04_20220107	MW-04	01/07/2022	**18.7**	<0.5	<0.5	<0.5	<0.5	<0.5	<1	<0.5	<1	<0.5	<0.5	<0.5	<0.5	<0.5	<2	<0.5	<2	<0.5	<2	<0.5	<0.5	<0.5	**0.83**	<0.5	<1	<0.5	<0.5	<1	<1.5	<1	<0.5	<50	<50	<50	<50
92586178	MW-04_20220203	MW-04	02/03/2022	<5	<0.5	<0.5	<0.5	<0.5	<0.5	<1	<0.5	<1	<0.5	<0.5	<0.5	<0.5	<0.5	<2	<0.5	<2	<0.5	<2	<0.5	<0.5	<0.5	<0.5	<0.5	<1	<0.5	<0.5	<1	<1.5	<1	<0.5	<50	<50	<50	<50
92591327	MW-04_20220303	MW-04	03/03/2022	**0.47J**	<0.5	<0.5	<0.5	<0.5	<0.5	<1	<0.5	<1	<0.5	<0.5	<0.5	<0.5	<0.5	<2	<0.5	<2	<0.5	<2	<0.5	<0.5	<0.5	<0.5	<0.5	<1	<0.5	<0.5	<1	<1.5	<1	<0.5	<50	<50	<50	<50
92493708	MW-5_20200902	MW-05	09/02/2020	<25	<0.5	<0.5	<0.5	<0.5	<0.5	<1	<0.5	<1	<0.5	<0.5	<0.5	<0.5	<0.5	<2	<0.5	<2	<0.5	<2	<0.5	<0.5	<0.5	<0.5	<0.5	<1	<0.5	<0.5	<1	<1.5	<1	<0.5	<100	<100	<100	<100
92501616	MW-5_20201021	MW-05	10/21/2020	**19.6**	<0.5	<0.5	<0.5	<0.5	<0.5	<1	<0.5	<1	<0.5	<0.5	<0.5	<0.5	<0.5	<2	<0.5	<2	<0.5	<2	<0.5	<0.5	<0.5	<0.5	<0.5	<1	<0.5	<0.5	<1	<1.5	<1	<0.5	<100	<100	<100	<100
92508536	MW-05_20201130	MW-05	11/30/2020	**13.3**	<0.5	<0.5	<0.5	<0.5	<0.5	<1	<0.5	<1	<0.5	<0.5	<0.5	<0.5	<0.5	<2	<0.5	<2	<0.5	<2	<0.5	<0.5	<0.5	<0.5	<0.5	<1	<0.5	<0.5	<1	<1.5	<1	<0.5	<100	<100	<100	<100
92514598	MW-05_20210104	MW-05	01/04/2021	**46**	<0.5	<0.5	<0.5	<0.5	<0.5	<1	<0.5	<1	<0.5	<0.5	<0.5	<0.5	<0.5	<2	<0.5	<2	<0.5	<2	<0.5	<0.5	<0.5	<0.5	<0.5	<1	<0.5	<0.5	<1	<1.5	<1	<0.5	<100	<100	<100	<100
92521237	MW-5_20210209	MW-05	02/09/2021	<5	<0.5	<0.5	<0.5	<0.5	<0.5	<1	<0.5	<1	<0.5	<0.5	<0.5	<0.5	<0.5	<2	<0.5	<2	<0.5	<2	<0.5	<0.5	<0.5	<0.5	<0.5	<1	<0.5	<0.5	<1	<1.5	<1	<0.5	<100	<100	<100	<100
92526977	MW-05_20210310	MW-05	03/10/2021	<5	<0.5	<0.5	<0.5	<0.5	<0.5	<1	<0.5	<1	<0.5	<0.5	<0.5	<0.5	<0.5	<2	<0.5	<2	<0.5	<2	<0.5	<0.5	<0.5	<0.5	<0.5	<1	<0.5	<0.5	<1	<1.5	<1	<0.5	<100	<100	<100	<100
92531581	MW-05_20210406	MW-05	04/06/2021	<5	<0.5	<0.5	<0.5	<0.5	<0.5	<1	<0.5	<1	<0.5	<0.5	<0.5	<0.5	<0.5	<2	<0.5	<2	<0.5	<2	<0.5	<0.5	<0.5	<0.5	<0.5	<1	<0.5	<0.5	<1	<1.5	<1	<0.5	<50	<50	<50	<50
92537489	MW-05_20210506	MW-05	05/04/2021	<5	<0.5	<0.5	<0.5	<0.5	<0.5	<1	<0.5	<1	<0.5	<0.5	<0.5	<0.5	<0.5	<2	<0.5	<2	<0.5	<2	<0.5	<0.5	<0.5	<0.5	<0.5	<1	<0.5	<0.5	<1	<1.5	<1	<0.5	<50	<50	<50	<50
92542375	MW-05_20210603	MW-05	06/03/2021	<5	<0.5	<0.5	<0.5	<0.5	<0.5	<1	<0.5	<1	<0.5	<0.5	<0.5	<0.5	<0.5	<2	<0.5	<2	<0.5	<2	<0.5	<0.5	<0.5	**1.1**	<0.5	<1	<0.5	<0.5	<1	**3.8**	**2.6**	**1.2**	<50	<50	<50	<50
92548527	MW-05_20210708	MW-05	07/08/2021	<5	**0.69**	<0.5	<0.5	<0.5	<0.5	<1	<0.5	<1	<0.5	<0.5	<0.5	<0.5	**0.47J**	<2	<0.5	<2	<0.5	<2	<0.5	<0.5	<0.5	**1.1**	<0.5	<1	<0.5	<0.5	<1	**2.64**	**1.8**	**0.84**	<50	<50	<50	<50
92551297	MW-05_20210722	MW-05	07/22/2021	NA	<0.5	<0.5	<0.5	<0.5	<0.5	<1	<0.5	<1	<0.5	<0.5	<0.5	<0.5	<0.5	<2	<0.5	<2	<0.5	<2	<0.5	<0.5	<0.5	**1.4**	<0.5	<1	<0.5	<0.5	<1	**1.68**	**1**	**0.68**	NA	NA	NA	NA
92551297	DUP-1-20210722	MW-05	07/22/2021	NA	<0.5	<0.5	<0.5	<0.5	<0.5	<1	<0.5	<1	<0.5	<0.5	<0.5	<0.5	<0.5	<2	<0.5	<2	<0.5	<2	<0.5	<0.5	<0.5	**1.3**	<0.5	<1	<0.5	<0.5	<1	**1.68**	**1.1**	**0.58**	NA	NA	NA	NA
92554285	MW-05_20210806	MW-05	08/06/2021	<5	<0.5	<0.5	<0.5	<0.5	<0.5	<1	<0.5	<1	<0.5	<0.5	<0.5	<0.5	<0.5	<2	<0.5	<2	<0.5	<2	<0.5	<0.5	<0.5	<0.5	<0.5	<1	<0.5	<0.5	<1	<1.5	<1	<0.5	<50	<50	<50	<50
92559014	MW-05_20210901	MW-05	09/01/2021	<5	<0.5	<0.5	<0.5	<0.5	<0.5	<1	<0.5	<1	<0.5	<0.5	<0.5	<0.5	<0.5	<2	<0.5	<2	<0.5	<2	<0.5	<0.5	<0.5	<0.5	<0.5	<1	<0.5	<0.5	<1	<1.5	<1	<0.5	<50	<50	<50	<50
92563487	MW-05_20210927	MW-05	09/27/2021	<5	<0.5	<0.5	<0.5	<0.5	<0.5	<0.5	<0.5	<1	<0.5	<0.5	<0.5	<0.5	<0.5	<0.6	<0.5	<5	<0.5	<0.5	<0.5	<0.5	<0.5	<0.5	<0.5	<0.5	<0.5	<0.5	<0.5	<1.5	<1	<0.5	<100	<100	<100	NA
92570816	MW-05_20211104	MW-05	11/04/2021	<5	<0.5	<0.5	<0.5	<0.5	<0.5	<1	<0.5	<1	<0.5	<0.5	<0.5	<0.5	<0.5	<2	<0.5	<2	<0.5	<2	<0.5	<0.5	<0.5	<0.5	<0.5	<1	<0.5	<0.5	<1	<1.5	<1	<0.5	<50	<50	<50	<50
92570816	DUP-1-20211104	MW-05	11/04/2021	<5	<0.5	<0.5	<0.5	<0.5	<0.5	<1	<0.5	<1	<0.5	<0.5	<0.5	<0.5	<0.5	<2	<0.5	<2	<0.5	<2	<0.5	<0.5	<0.5	<0.5	<0.5	<1	<0.5	<0.5	<1	<1.5	<1	<0.5	<50	<50	<50	<50
92575770	MW-05_20211203	MW-05	12/03/2021	<5	<0.5	<0.5	<0.5	<0.5	<0.5	<1	<0.5	<1	<0.5	<0.5	<0.5	<0.5	<0.5	<2	<0.5	<2	<0.5	<2	<0.5	<0.5	<0.5	<0.5	<0.5	<1	<0.5	<0.5	<1	<1.5	<1	<0.5	<50	<50	<50	<50
92581742	MW-5_20220107	MW-05	01/07/2022	<5	<0.5	<0.5	<0.5	<0.5	<0.5	<1	<0.5	<1	<0.5	<0.5	<0.5	<0.5	<0.5	<2	<0.5	<2	<0.5	<2	<0.5	<0.5	<0.5	**1.2**	<0.5	<1	<0.5	<0.5	<1	**1.44**	**1**	**0.44J**	<50	<50	<50	<50
92585900	MW-05_20220202	MW-05	02/02/2022	<5	<0.5	<0.5	<0.5	<0.5	<0.5	<1	<0.5	<1	<0.5	<0.5	<0.5	<0.5	<0.5	<2	<0.5	<2	<0.5	<2	<0.5	<0.5	<0.5	<0.5	<0.5	<1	<0.5	<0.5	<1	<1.5	<1	<0.5	<50	<50	<50	<50
92591151	MW-05_20220302	MW-05	03/02/2022	**0.11J**	<0.5	<0.5	<0.5	<0.5	<0.5	<1	<0.5	<1	<0.5	<0.5	<0.5	<0.5	<0.5	<2	<0.5	<2	<0.5	<2	<0.5	<0.5	<0.5	<0.5	<0.5	<1	<0.5	<0.5	<1	<1.5	<1	<0.5	<50	<50	<50	<50

Table 5A
Summary of Monitoring Well Sampling Results

Colonial Pipeline Company
2020-L1-SR2448
Huntersville, North Carolina

Lab Report Number	Sample ID	Well ID	Sample Date	Metals (µg/L)	VOCs (µg/L)																													MADEP VPH (µg/L)			
				Lead	Benzene	Bromochloromethane	Bromodichloromethane	n-Butylbenzene	sec-Butylbenzene	Chloroethane	Chloroform	Chloromethane	2-Chlorotoluene	Dibromochloromethane	1,2-Dichloroethane	Diisopropyl ether	Ethylbenzene	Hexachloro-1,3-butadiene	Isopropylbenzene (Cumene)	Methylene Chloride	Methyl-tert-butyl ether	Naphthalene	n-Propylbenzene	Styrene	Tetrachloroethene	Toluene	Trichloroethene	Trichlorofluoromethane	1,2,4-Trimethylbenzene	1,3,5-Trimethylbenzene	Vinyl chloride	Xylene (Total)	m&p-Xylene	o-Xylene	C5 - C8 Aliphatics	C9 - C12 Aliphatics	C9 - C10 Aromatics	VPH (Total)
			NCAC 2L Standards	**15**	**1**	**NE**	**0.6**	**70**	**70**	**3000**	**70**	**3**	**100**	**0.4**	**0.4**	**70**	**600**	**0.4**	**70**	**5**	**20**	**6**	**70**	**70**	**0.7**	**600**	**3**	**2000**	**400**	**400**	**0.03**	**500**	**500**	**500**	**400**	**700**	**200**	**NE**
			IMAC Standards	--	--	--	--	--	--	--	--	--	--	--	--	--	--	--	--	--	--	--	--	--	--	--	--	--	--	--	--	--	--	--	--	--	--	--
92493708	MW-6_20200902	MW-06	09/02/2020	<25	<0.5	<0.5	<0.5	<0.5	<0.5	<1	<0.5	<1	<0.5	<0.5	<0.5	<0.5	<0.5	<2	<0.5	<2	<0.5	<2	<0.5	<0.5	<0.5	<0.5	<0.5	<1	<0.5	<0.5	<1	<1.5	<1	<0.5	<100	<100	<100	<100
92501616	MW-6_20201021	MW-06	10/21/2020	**33.8**	<0.5	<0.5	<0.5	<0.5	<0.5	<1	<0.5	<1	<0.5	<0.5	<0.5	<0.5	<0.5	<2	<0.5	<2	<0.5	<2	<0.5	<0.5	<0.5	<0.5	<0.5	<1	<0.5	<0.5	<1	<1.5	<1	<0.5	<100	<100	<100	<100
92508536	MW-06_20201130	MW-06	11/30/2020	**23.3**	<0.5	<0.5	<0.5	<0.5	<0.5	<1	<0.5	<1	<0.5	<0.5	<0.5	<0.5	<0.5	<2	<0.5	<2	<0.5	<2	<0.5	<0.5	<0.5	<0.5	<0.5	<1	<0.5	<0.5	<1	<1.5	<1	<0.5	<100	<100	<100	<100
92514598	MW-6_20210104	MW-06	01/04/2021	**19.1**	<0.5	<0.5	<0.5	<0.5	<0.5	<1	<0.5	<1	<0.5	<0.5	<0.5	<0.5	<0.5	<2	<0.5	<2	<0.5	<2	<0.5	<0.5	<0.5	<0.5	<0.5	<1	<0.5	<0.5	<1	<1.5	<1	<0.5	<100	<100	<100	<100
92520901	MW-6_20210208	MW-06	02/08/2021	<5	<0.5	<0.5	<0.5	<0.5	<0.5	<1	<0.5	<1	<0.5	<0.5	<0.5	<0.5	<0.5	<2	<0.5	<2	<0.5	<2	<0.5	<0.5	<0.5	<0.5	<0.5	<1	<0.5	<0.5	<1	<1.5	<1	<0.5	<100	<100	<100	<100
92527327	MW-06_20210311	MW-06	03/11/2021	<5	<0.5	<0.5	<0.5	<0.5	<0.5	<1	<0.5	<1	<0.5	<0.5	<0.5	<0.5	<0.5	<2	<0.5	<2	<0.5	<2	<0.5	<0.5	<0.5	<0.5	<0.5	<1	<0.5	<0.5	<1	<1.5	<1	<0.5	<50	<50	<50	<50
92532417	MW-06_20210408	MW-06	04/08/2021	<5	<0.5	<0.5	<0.5	<0.5	<0.5	<1	<0.5	<1	<0.5	<0.5	<0.5	<0.5	<0.5	<2	<0.5	<2	<0.5	<2	<0.5	<0.5	<0.5	**0.76**	<0.5	<1	<0.5	<0.5	<1	<1.5	<1	<0.5	<50	<50	<50	<50
92532417	DUP-1-20210408	MW-06	04/08/2021	<5	<0.5	<0.5	<0.5	<0.5	<0.5	<1	<0.5	<1	<0.5	<0.5	<0.5	<0.5	<0.5	<2	<0.5	<2	<0.5	<2	<0.5	<0.5	<0.5	**0.78**	<0.5	<1	<0.5	<0.5	<1	<1.5	<1	<0.5	<50	<50	<50	<50
92537489	MW-06_20210506	MW-06	05/06/2021	<5	<0.5	<0.5	<0.5	<0.5	<0.5	<1	<0.5	<1	<0.5	<0.5	<0.5	<0.5	<0.5	<2	<0.5	<2	<0.5	<2	<0.5	<0.5	<0.5	<0.5	<0.5	<1	<0.5	<0.5	<1	<1.5	<1	<0.5	<50	<50	<50	<50
92541993	MW-06_20210602	MW-06	06/02/2021	<5	<0.5	<0.5	<0.5	<0.5	<0.5	<1	<0.5	<1	<0.5	<0.5	<0.5	<0.5	<0.5	<2	<0.5	<2	<0.5	<2	<0.5	<0.5	<0.5	<0.5	<0.5	<1	<0.5	<0.5	<1	<1.5	<1	<0.5	<50	<50	<50	<50
92548527	MW-06_20210708	MW-06	07/08/2021	<5	<0.5	<0.5	<0.5	<0.5	<0.5	<1	<0.5	<1	<0.5	<0.5	<0.5	<0.5	<0.5	<2	<0.5	<2	<0.5	<2	<0.5	<0.5	<0.5	<0.5	<0.5	<1	<0.5	<0.5	<1	<1.5	<1	<0.5	<50	<50	<50	<50
92553563	MW-06_20210804	MW-06	08/04/2021	<5	<0.5	<0.5	<0.5	<0.5	<0.5	<1	<0.5	<1	<0.5	<0.5	<0.5	<0.5	<0.5	<2	<0.5	<2	<0.5	<2	<0.5	<0.5	<0.5	<0.5	<0.5	<1	<0.5	<0.5	<1	<1.5	<1	<0.5	<50	<50	<50	<50
92559014	MW-06_20210901	MW-06	09/01/2021	<5	<0.5	<0.5	<0.5	<0.5	<0.5	<1	<0.5	<1	<0.5	<0.5	<0.5	<0.5	<0.5	<2	<0.5	<2	<0.5	<2	<0.5	<0.5	<0.5	<0.5	<0.5	<1	<0.5	<0.5	<1	<1.5	<1	<0.5	<50	<50	<50	<50
92563487	MW-06_20210927	MW-06	09/27/2021	<5	<0.5	<0.5	<0.5	<0.5	<0.5	<0.5	<0.5	<1	<0.5	<0.5	<0.5	<0.5	<0.5	<0.6	<0.5	<5	<0.5	<0.5	<0.5	<0.5	<0.5	<0.5	<0.5	<0.5	<0.5	<0.5	<0.5	<1.5	<1	<0.5	<100	<100	<100	NA
92570816	MW-06_20211104	MW-06	11/04/2021	<5	<0.5	<0.5	<0.5	<0.5	<0.5	<1	<0.5	<1	<0.5	<0.5	<0.5	<0.5	<0.5	<2	<0.5	<2	<0.5	<2	<0.5	<0.5	<0.5	<0.5	<0.5	<1	<0.5	<0.5	<1	<1.5	<1	<0.5	<50	<50	<50	<50
92575654	MW-06_20211202	MW-06	12/02/2021	<5	<0.5	<0.5	<0.5	<0.5	<0.5	<1	<0.5	<1	<0.5	<0.5	<0.5	<0.5	<0.5	<2	<0.5	<2	<0.5	<2	<0.5	<0.5	<0.5	<0.5	<0.5	<1	<0.5	<0.5	<1	<1.5	<1	<0.5	<50	<50	<50	<50
92581742	MW-6_20220107	MW-06	01/07/2022	**0.23J**	<0.5	<0.5	<0.5	<0.5	<0.5	<1	<0.5	<1	<0.5	<0.5	<0.5	<0.5	<0.5	<2	<0.5	<2	<0.5	<2	<0.5	<0.5	<0.5	**0.69**	<0.5	<1	<0.5	<0.5	<1	<1.5	<1	<0.5	<50	<50	<50	<50
92586178	MW-06_20220203	MW-06	02/03/2022	**27.7**	**0.71**	<0.5	<0.5	<0.5	<0.5	<1	<0.5	<1	<0.5	<0.5	<0.5	<0.5	<0.5	<2	<0.5	<2	<0.5	<2	<0.5	<0.5	<0.5	<0.5	<0.5	<1	<0.5	<0.5	<1	<1.5	<1	<0.5	<50	<50	<50	<50
92591327	MW-06_20220303	MW-06	03/03/2022	**1.3J**	<0.5	<0.5	<0.5	<0.5	<0.5	<1	<0.5	<1	<0.5	<0.5	<0.5	<0.5	<0.5	<2	<0.5	<2	<0.5	<2	<0.5	<0.5	<0.5	<0.5	<0.5	<1	<0.5	<0.5	<1	<1.5	<1	<0.5	<50	<50	<50	<50
92493708	MW-7_20200902	MW-07	09/02/2020	<5	<0.5	<0.5	<0.5	<0.5	<0.5	<1	<0.5	<1	<0.5	<0.5	<0.5	<0.5	<0.5	<2	<0.5	<2	<0.5	<2	<0.5	<0.5	<0.5	<0.5	<0.5	<1	<0.5	<0.5	<1	<1.5	<1	<0.5	<100	<100	<100	<100
92501960	MW-7_20201023	MW-07	10/23/2020	**73.1**	<0.5	<0.5	<0.5	<0.5	<0.5	<1	<0.5	<1	<0.5	<0.5	<0.5	<0.5	<0.5	<2	<0.5	<2	<0.5	<2	<0.5	<0.5	<0.5	**1.0**	<0.5	<1	<0.5	<0.5	<1	<1.5	<1	<0.5	<100	<100	<100	<100
92508536	MW-7_20201130	MW-07	11/30/2020	**35.3**	<0.5	<0.5	<0.5	<0.5	<0.5	<1	<0.5	<1	<0.5	<0.5	<0.5	<0.5	<0.5	<2	<0.5	<2	<0.5	<2	<0.5	<0.5	<0.5	<0.5	<0.5	<1	<0.5	<0.5	<1	<1.5	<1	<0.5	<100	<100	<100	<100
92514598	MW-7_20210104	MW-07	01/04/2021	**78**	<0.5	<0.5	<0.5	<0.5	<0.5	<1	<0.5	<1	<0.5	<0.5	<0.5	<0.5	<0.5	<2	<0.5	<2	<0.5	<2	<0.5	<0.5	<0.5	<0.5	<0.5	<1	<0.5	<0.5	<1	<1.5	<1	<0.5	<100	<100	<100	<100
92521871	MW-7_20210211	MW-07	02/11/2021	**57.1**	**3.6**	<0.5	<0.5	<0.5	<0.5	<1	<0.5	<1	<0.5	<0.5	<0.5	<0.5	**4.0**	<2	<0.5	<2	<0.5	<2	**0.66**	<0.5	<0.5	**24.3**	<0.5	<1	**0.6**	<0.5	<1	**12.7**	**7.4**	**5.3**	<100	<100	<100	**182**
92526977	MW-07_20210310	MW-07	03/10/2021	<5	<0.5	<0.5	<0.5	<0.5	<0.5	<1	<0.5	<1	<0.5	<0.5	<0.5	<0.5	<0.5	<2	<0.5	<2	<0.5	<2	<0.5	<0.5	<0.5	<0.5	<0.5	<1	<0.5	<0.5	<1	<1.5	<1	<0.5	<100	<100	<100	<100
92532417	MW-07_20210408	MW-07	04/08/2021	**6.7**	<0.5	<0.5	<0.5	<0.5	<0.5	<1	<0.5	<1	<0.5	<0.5	<0.5	<0.5	<0.5	<2	<0.5	<2	<0.5	<2	<0.5	<0.5	<0.5	<0.5	<0.5	<1	<0.5	<0.5	<1	<1.5	<1	<0.5	<50	<50	<50	<50
92537489	MW-07_20210506	MW-07	05/06/2021	<5	<0.5	<0.5	<0.5	<0.5	<0.5	<1	<0.5	<1	<0.5	<0.5	<0.5	<0.5	<0.5	<2	<0.5	<2	<0.5	<2	<0.5	<0.5	<0.5	<0.5	<0.5	<1	<0.5	<0.5	<1	<1.5	<1	<0.5	<50	<50	<50	<50
92542375	MW-07_20210603	MW-07	06/03/2021	<5	<0.5	<0.5	<0.5	<0.5	<0.5	<1	<0.5	<1	<0.5	<0.5	<0.5	<0.5	<0.5	<2	<0.5	<2	<0.5	<2	<0.5	<0.5	<0.5	<0.5	<0.5	<1	<0.5	<0.5	<1	<1.5	<1	<0.5	<50	<50	<50	<50
92548527	MW-07_20210708	MW-07	07/08/2021	<5	<0.5	<0.5	<0.5	<0.5	<0.5	<1	<0.5	<1	<0.5	<0.5	<0.5	<0.5	<0.5	<2	<0.5	<2	<0.5	<2	<0.5	<0.5	<0.5	<0.5	<0.5	<1	<0.5	<0.5	<1	<1.5	<1	<0.5	<50	<50	<50	<50
92554137	MW-07_20210805	MW-07	08/05/2021	<5	**0.79**	<0.5	<0.5	<0.5	<0.5	<1	<0.5	<1	<0.5	<0.5	<0.5	<0.5	**1.4**	<2	<0.5	<2	<0.5	<2	<0.5	<0.5	<0.5	**8.3**	<0.5	<1	**0.79**	<0.5	<1	**7.7**	**5**	**2.7**	<50	<50	<50	**67.4**
92559014	MW-07_20210901	MW-07	09/01/2021	<5	**53.3**	<2	<2	<2	<2	<4	<2	<4	<2	<2	<2	<0.5	**43.5**	<8	<2	<8	**2.6**	**5.7J**	<2	<2	<2	**428**	<2	<4	**23.1**	<2	<4	**282**	**160**	**122**	**2,800**	**742**	**104**	**3,640**
92561826	MW-07_20210916	MW-07	09/16/2021	<5	**80.4**	<2	<2	<2	<2	<4	<2	<4	<2	<2	<2	**3.2**	**92.4**	<8	**2.7**	<8	<2	**19.1J**	**6.4**	<2	<2	**778**	<2	<4	**56.2**	**15.3**	<4	**551**	**342**	**209**	**4,730**	**1400**	<200	**6,320**
92563804	MW-07_20210928	MW-07	09/28/2021	<5	**23**	<0.5	<0.5	<0.5	**0.14J**	<0.5	<0.5	<0.6	<0.5	<0.5	<0.5	**1.5**	**59**	<0.6	**1.7**	<5	<0.5	**2.5**	**2.9**	<0.5	<0.5	**290**	<0.5	<0.5	**32**	**12**	<0.5	**360**	**230**	**130**	**1,100**	<100	**150**	NA
92494322	MW-8_20200903	MW-08	09/03/2020	<5	<0.5	<0.5	**2.5**	<0.5	<0.5	<1	**15.5**	<1	<0.5	**3.8**	<0.5	<0.5	<0.5	<2	<0.5	<2	<0.5	<2	<0.5	<0.5	<0.5	**2.3**	<0.5	<1	<0.5	<0.5	<1	**1.78**	**1.2**	**0.58**	<100	<100	<100	<100
92495239	MW-08_20200913	MW-08	09/13/2020	<5	<0.5	<0.5	**1.6**	<0.5	<0.5	<1	**12.8**	<1	<0.5	<0.5	<0.5	<0.5	<0.5	<2	<0.5	<2	<0.5	<2	<0.5	<0.5	<0.5	**0.56**	<0.5	<1	<0.5	<0.5	<1	<1.5	<1	<0.5	<100	<100	<100	<100
92501345	MW-08_20201020	MW-08	10/20/2020	**11.2**	<0.5	<0.5	<0.5	<0.5	<0.5	<1	**3.5**	<1	<0.5	<0.5	<0.5	<0.5	<0.5	<2	<0.5	<2	<0.5	<2	<0.5	<0.5	<0.5	<0.5	<0.5	<1	<0.5	<0.5	<1	<1.5	<1	<0.5	<100	<100	<100	<100
92508886	MW-8_20201201	MW-08	12/02/2020	**9.7**	<0.5	<0.5	<0.5	<0.5	<0.5	<1	**0.96**	<1	<0.5	<0.5	<0.5	<0.5	<0.5	<2	<0.5	<2	<0.5	<2	<0.5	<0.5	<0.5	<0.5	<0.5	<1	<0.5	<0.5	<1	<1.5	<1	<0.5	<100	<100	<100	<100
92515216	MW-08_20210106	MW-08	01/06/2021	**10**	<0.5	<0.5	<0.5	<0.5	<0.5	<1	**0.93**	<1	<0.5	<0.5	<0.5	<0.5	<0.5	<2	<0.5	<2	<0.5	<2	<0.5	<0.5	<0.5	<0.5	<0.5	<1	<0.5	<0.5	<1	<1.5	<1	<0.5	<100	<100	<100	<100
92522126	MW-8_20210212	MW-08	02/12/2021	<5	<0.5	<0.5	<0.5	<0.5	<0.5	<1	**0.77**	<1	<0.5	<0.5	<0.5	<0.5	<0.5	<2	<0.5	<2	<0.5	<2	<0.5	<0.5	<0.5	<0.5	<0.5	<1	<0.5	<0.5	<1	<1.5	<1	<0.5	<100	<100	<100	<100
92527474	MW-08_20210312	MW-08	03/12/2021	<5	<0.5	<0.5	<0.5	<0.5	<0.5	<1	**0.87**	<1	<0.5	<0.5	<0.5	<0.5	<0.5	<2	<0.5	<2	<0.5	<2	<0.5	<0.5	<0.5	<0.5	<0.5	<1	<0.5	<0.5	<1	<1.5	<1	<0.5	<50	<50	<50	<50
92531580	MW-08_20210406	MW-08	04/06/2021	<5	<0.5	<0.5	<0.5	<0.5	<0.5	<1	**0.70**	<1	<0.5	<0.5	<0.5	<0.5	<0.5	<2	<0.5	<2	<0.5	<2	<0.5	<0.5	<0.5	<0.5	<0.5	<1	<0.5	<0.5	<1	<1.5	<1	<0.5	<50	<50	<50	<50
92536726	MW-08_20210504	MW-08	05/04/2021	<5	<0.5	<0.5	<0.5	<0.5	<0.5	<1	**0.50**	<1	<0.5	<0.5	<0.5	<0.5	<0.5	<2	<0.5	<2	<0.5	<2	<0.5	<0.5	<0.5	<0.5	<0.5	<1	<0.5	<0.5	<1	<1.5	<1	<0.5	<50	<50	<50	<50
92542350	MW-08_20210603	MW-08	06/03/2021	<5	<0.5	<0.5	<0.5	<0.5	<0.5	<1	**0.49J**	<1	<0.5	<0.5	<0.5	<0.5	<0.5	<2	<0.5	<2	<0.5	<2	<0.5	<0.5	<0.5	<0.5	<0.5	<1	<0.5	<0.5	<1	<1.5	<1	<0.5	<50	<50	<50	<50
92547899	MW-08_20210706	MW-08	07/06/2021	<5	<0.5	<0.5	<0.5	<0.5	<0.5	<1	**0.5J**	<1	<0.5	<0.5	<0.5	<0.5	<0.5	<2	<0.5	<2	<0.5	<2	<0.5	<0.5	<0.5	<0.5	<0.5	<1	<0.5	<0.5	<1	<1.5	<1	<0.5	<50	<50	<50	<50
92553185	MW-08_20210803	MW-08	08/03/2021	<5	<0.5	<0.5	<0.5	<0.5	<0.5	<1	**0.41J**	<1	<0.5	<0.5	<0.5	<0.5	<0.5	<2	<0.5	<2	<0.5	<2	<0.5	<0.5	<0.5	<0.5	<0.5	<1	<0.5	<0.5	<1	<1.5	<1	<0.5	<50	<50	<50	<50
92558740	MW-08_20210831	MW-08	08/31/2021	<5	<0.5	<0.5	<0.5	<0.5	<0.5	<1	**0.45J**	<1	<0.5	<0.5	<0.5	<0.5	<0.5	<2	<0.5	<2	<0.5	<2	<0.5	<0.5	<0.5	<0.5	<0.5	<1	<0.5	<0.5	<1	<1.5	<1	<0.5	<50	<50	<50	<50
92564678	MW-08_20211004	MW-08	10/04/2021	<5.0	<0.5	<0.5	<0.5	<0.5	<0.5	<0.5	**0.23J**	<0.6	<0.5	<0.5	<0.5	<0.5	<0.5	<0.6	<0.5	<5	<0.5	<0.5	<0.5	<0.5	<0.5	<0.5	<0.5	<0.5	<0.5	<0.5	<0.5	<1.5	<1	<0.5	<100	<100	<100	NA
92569882	MW-08_20211101	MW-08	11/01/2021	<5	<0.5	<0.5	<0.5	<0.5	<0.5	<1	<0.5	<1	<0.5	<0.5	<0.5	<0.5	<0.5	<2	<0.5	<2	<0.5	<2	<0.5	<0.5	<0.5	<0.5	<0.5	<1	<0.5	<0.5	<1	<1.5	<1	<0.5	<50	<50	<50	<50
92575208	MW-08_20211201	MW-08	12/01/2021	<5	<0.5	<0.5	<0.5	<0.5	<0.5	<1	<0.5	<1	<0.5	<0.5	<0.5	<0.5	<0.5	<2	<0.5	<2	<0.5	<2	<0.5	<0.5	<0.5	<0.5	<0.5	<1	<0.5	<0.5	<1	<1.5	<1	<0.5	<50	<50	<50	<50
92580645 92580644	MW-08_20220103	MW-08	01/03/2022	**0.15J**	<0.5	<0.5	<0.5	<0.5	<0.5	<1	<0.5	<1	<0.5	<0.5	<0.5	<0.5	<0.5	<2	<0.5	<2	<0.5	<2	<0.5	<0.5	<0.5	<0.5	<0.5	<1	<0.5	<0.5	<1	<1.5	<1	<0.5	<50	<50	<50	<50

Table 5A
Summary of Monitoring Well Sampling Results

Colonial Pipeline Company
2020-L1-SR2448
Huntersville, North Carolina

Lab Report Number	Sample ID	Well ID	Sample Date	Metals (µg/L)	VOCs (µg/L)																													MADEP VPH (µg/L)			
				Lead	Benzene	Bromochloromethane	Bromodichloromethane	n-Butylbenzene	sec-Butylbenzene	Chloroethane	Chloroform	Chloromethane	2-Chlorotoluene	Dibromochloromethane	1,2-Dichloroethane	Diisopropyl ether	Ethylbenzene	Hexachloro-1,3-butadiene	Isopropylbenzene (Cumene)	Methylene Chloride	Methyl-tert-butyl ether	Naphthalene	n-Propylbenzene	Styrene	Tetrachloroethene	Toluene	Trichloroethene	Trichlorofluoromethane	1,2,4-Trimethylbenzene	1,3,5-Trimethylbenzene	Vinyl chloride	Xylene (Total)	m&p-Xylene	o-Xylene	C5 - C8 Aliphatics	C9 - C12 Aliphatics	C9 - C10 Aromatics	VPH (Total)
			NCAC 2L Standards	**15**	**1**	**NE**	**0.6**	**70**	**70**	**3000**	**70**	**3**	**100**	**0.4**	**0.4**	**70**	**600**	**0.4**	**70**	**5**	**20**	**6**	**70**	**70**	**0.7**	**600**	**3**	**2000**	**400**	**400**	**0.03**	**500**	**500**	**500**	**400**	**700**	**200**	**NE**
			IMAC Standards	--	--	--	--	--	--	--	--	--	--	--	--	--	--	--	--	--	--	--	--	--	--	--	--	--	--	--	--	--	--	--	--	--	--	--
92585560	MW-08_20220201	MW-08	02/01/2022	<5	<0.5	<0.5	<0.5	<0.5	<0.5	<1	<0.5	<1	<0.5	<0.5	<0.5	<0.5	<0.5	<2	<0.5	<2	<0.5	<2	<0.5	<0.5	<0.5	<0.5	<0.5	<1	<0.5	<0.5	<1	<1.5	<1	<0.5	<50	<50	<50	<50
92590515	MW-08_20220228	MW-08	02/28/2022	<5	<0.5	<0.5	<0.5	<0.5	<0.5	<1	<0.5	<1	<0.5	<0.5	<0.5	<0.5	<0.5	<2	<0.5	<2	<0.5	<2	<0.5	<0.5	<0.5	<0.5	<0.5	<1	<0.5	<0.5	<1	<1.5	<1	<0.5	<50	<50	<50	<50
92493708	MW-9_20200902	MW-09	09/02/2020	<5	<0.5	<0.5	<0.5	<0.5	<0.5	<1	<0.5	<1	<0.5	<0.5	<0.5	<0.5	<0.5	<2	<0.5	<2	<0.5	<2	<0.5	<0.5	<0.5	<0.5	<0.5	<1	<0.5	<0.5	<1	<1.5	<1	<0.5	<100	<100	<100	<100
92495241	MW-09_20200913	MW-09	09/13/2020	<5	<0.5	<0.5	<0.5	<0.5	<0.5	<1	<0.5	<1	<0.5	<0.5	<0.5	<0.5	<0.5	<2	<0.5	<2	<0.5	<2	<0.5	<0.5	<0.5	<0.5	<0.5	<1	<0.5	<0.5	<1	<1.5	<1	<0.5	<100	<100	<100	<100
92501616	MW-9_20201021	MW-09	10/21/2020	<5	<0.5	<0.5	<0.5	<0.5	<0.5	<1	<0.5	<1	<0.5	<0.5	<0.5	<0.5	<0.5	<2	<0.5	<2	<0.5	<2	<0.5	<0.5	<0.5	<0.5	<0.5	<1	<0.5	<0.5	<1	<1.5	<1	<0.5	<100	<100	<100	<100
92508536	MW-09_20201130	MW-09	11/30/2020	**7.2**	<0.5	<0.5	<0.5	<0.5	<0.5	<1	<0.5	<1	<0.5	<0.5	<0.5	<0.5	<0.5	<2	<0.5	<2	<0.5	<2	<0.5	<0.5	<0.5	<0.5	<0.5	<1	<0.5	<0.5	<1	<1.5	<1	<0.5	<100	<100	<100	<100
92514598	MW-9_20210104	MW-09	01/04/2021	**5.1**	<0.5	<0.5	<0.5	<0.5	<0.5	<1	<0.5	<1	<0.5	<0.5	<0.5	<0.5	<0.5	<2	<0.5	<2	<0.5	<2	<0.5	<0.5	<0.5	<0.5	<0.5	<1	<0.5	<0.5	<1	<1.5	<1	<0.5	<100	<100	<100	<100
92521237	MW-9_20210209	MW-09	02/09/2021	<5	<0.5	<0.5	<0.5	<0.5	<0.5	<1	<0.5	<1	<0.5	<0.5	<0.5	<0.5	<0.5	<2	<0.5	<2	<0.5	<2	<0.5	<0.5	<0.5	<0.5	<0.5	<1	<0.5	<0.5	<1	<1.5	<1	<0.5	<100	<100	<100	<100
92527327	MW-09_20210311	MW-09	03/11/2021	<5	<0.5	<0.5	<0.5	<0.5	<0.5	<1	<0.5	<1	<0.5	<0.5	<0.5	<0.5	<0.5	<2	<0.5	<2	<0.5	<2	<0.5	<0.5	<0.5	<0.5	<0.5	<1	<0.5	<0.5	<1	<1.5	<1	<0.5	<50	<50	<50	<50
92532417	MW-09_20210409	MW-09	04/09/2021	<5	<0.5	<0.5	<0.5	<0.5	<0.5	<1	<0.5	<1	<0.5	<0.5	<0.5	<0.5	<0.5	<2	<0.5	<2	<0.5	<2	<0.5	<0.5	<0.5	<0.5	<0.5	<1	<0.5	<0.5	<1	<1.5	<1	<0.5	<50	<50	<50	<50
92541993	MW-09_20210602	MW-09	06/02/2021	<5	<0.5	<0.5	<0.5	<0.5	<0.5	<1	<0.5	<1	<0.5	<0.5	<0.5	<0.5	<0.5	<2	<0.5	<2	<0.5	<2	<0.5	<0.5	<0.5	<0.5	<0.5	<1	<0.5	<0.5	<1	<1.5	<1	<0.5	<50	<50	<50	<50
92548787	MW-09_20210709	MW-09	07/09/2021	<5	<0.5	<0.5	<0.5	<0.5	<0.5	<1	<0.5	<1	<0.5	<0.5	<0.5	<0.5	<0.5	<2	<0.5	<2	<0.5	<2	<0.5	<0.5	<0.5	<0.5	<0.5	<1	<0.5	<0.5	<1	<1.5	<1	<0.5	<50	<50	<50	<50
92553563	MW-09_20210804	MW-09	08/04/2021	<5	<0.5	<0.5	<0.5	<0.5	<0.5	<1	<0.5	<1	<0.5	<0.5	<0.5	<0.5	<0.5	**4.2**	<0.5	<2	<0.5	<2	<0.5	<0.5	<0.5	<0.5	<0.5	<1	<0.5	<0.5	<1	<1.5	<1	<0.5	<50	<50	<50	<50
92559360	MW-09_20210902	MW-09	09/02/2021	<5	<0.5	<0.5	<0.5	<0.5	<0.5	<1	<0.5	<1	<0.5	<0.5	<0.5	<0.5	<0.5	<2	<0.5	<2	<0.5	<2	<0.5	<0.5	<0.5	<0.5	<0.5	<1	<0.5	<0.5	<1	<1.5	<1	<0.5	<50	<50	<50	<50
92564084	MW-09_20210929	MW-09	09/29/2021	<5.0	<0.5	<0.5	<0.5	<0.5	<0.5	<0.5	<0.5	<2	<0.5	<0.5	<0.5	<0.5	<0.5	<0.6	<0.5	<5	<0.5	<0.5	<0.5	<0.5	<0.5	<0.5	<0.5	<0.5	<0.5	<0.5	<0.5	<1.5	<1	<0.5	<100	<100	<100	NA
92564084	DUP-1-20210929	MW-09	09/29/2021	<5	<0.5	<0.5	<0.5	<0.5	<0.5	<0.5	<0.5	<0.6	<0.5	<0.5	<0.5	<0.5	<0.5	<0.6	<0.5	<5	<0.5	<0.5	<0.5	<0.5	<0.5	<0.5	<0.5	<0.5	<0.5	<0.5	<0.5	<1.5	<1	<0.5	<100	<100	<100	NA
92570816	MW-09_20211104	MW-09	11/04/2021	<5	<0.5	<0.5	<0.5	<0.5	<0.5	<1	<0.5	<1	<0.5	<0.5	<0.5	<0.5	<0.5	<2	<0.5	<2	<0.5	<2	<0.5	<0.5	<0.5	<0.5	<0.5	<1	<0.5	<0.5	<1	<1.5	<1	<0.5	<50	<50	<50	<50
92575654	MW-09_20211202	MW-09	12/02/2021	<5	<0.5	<0.5	<0.5	<0.5	<0.5	<1	<0.5	<1	<0.5	<0.5	<0.5	<0.5	<0.5	<2	<0.5	<2	<0.5	<2	<0.5	<0.5	<0.5	<0.5	<0.5	<1	<0.5	<0.5	<1	<1.5	<1	<0.5	<50	<50	<50	<50
92583376	MW-09_20220106	MW-09	01/06/2022	**0.09J**	<0.5	<0.5	<0.5	<0.5	<0.5	<1	<0.5	<1	<0.5	<0.5	<0.5	<0.5	<0.5	<2	<0.5	<2	<0.5	<2	<0.5	<0.5	<0.5	<0.5	<0.5	<1	<0.5	<0.5	<1	<1.5	<1	<0.5	<50	<50	<50	<50
92586178	MW-09_20220203	MW-09	02/03/2022	<5	<0.5	<0.5	<0.5	<0.5	<0.5	<1	<0.5	<1	<0.5	<0.5	<0.5	<0.5	<0.5	<2	<0.5	<2	<0.5	<2	<0.5	<0.5	<0.5	<0.5	<0.5	<1	<0.5	<0.5	<1	<1.5	<1	<0.5	<50	<50	<50	<50
92591327	MW-09_20220303	MW-09	03/03/2022	**15.2**	<0.5	<0.5	<0.5	<0.5	<0.5	<1	<0.5	<1	<0.5	<0.5	<0.5	**1.1**	<0.5	<2	<0.5	<2	<0.5	<2	<0.5	<0.5	<0.5	<0.5	<0.5	<1	<0.5	<0.5	<1	<1.5	<1	<0.5	<50	<50	<50	<50
92493864	MW-11_20200903	MW-11	09/03/2020	<5	<0.5	<0.5	**2.1**	<0.5	<0.5	<1	**18.3**	<1	<0.5	**3.7**	<0.5	<0.5	<0.5	<2	<0.5	<2	<0.5	<2	<0.5	<0.5	**4.1**	**1.2**	<0.5	<1	**1**	<0.5	<1	**2.55**	**1.8**	**0.75**	<100	<100	<100	<100
92495244	MW-11_20200913	MW-11	09/13/2020	<5	<0.5	<0.5	<0.5	<0.5	<0.5	<1	**6.3**	<1	<0.5	<0.5	<0.5	<0.5	<0.5	<2	<0.5	<2	<0.5	<2	<0.5	<0.5	**1.9**	<0.5	<0.5	<1	<0.5	<0.5	<1	<1.5	<1	<0.5	<100	<100	<100	<100
92501344	MW-11_20201020	MW-11	10/20/2020	**17.8**	**1,740**	<20	<20	<20	<20	<40	<20	<40	<20	<20	<20	**172**	**286**	<80	<20	**99.8**	**29.5**	<80	<20	<20	<20	**4,370**	<20	<40	**265**	<20	<40	**1,755**	**1,110**	**645**	**16,700**	**4,580**	**1,370**	**5,950**
92493708	MW-12_20200902	MW-12	09/02/2020	<25	<0.5	<0.5	<0.5	<0.5	<0.5	<1	<0.5	<1	<0.5	<0.5	<0.5	<0.5	<0.5	<2	<0.5	<2	<0.5	<2	<0.5	<0.5	<0.5	<0.5	<0.5	<1	<0.5	<0.5	<1	<1.5	<1	<0.5	<100	<100	<100	<100
92501616	MW-12_20201021	MW-12	10/21/2020	<5	<0.5	<0.5	<0.5	<0.5	<0.5	<1	<0.5	<1	<0.5	<0.5	<0.5	<0.5	<0.5	<2	<0.5	<2	<0.5	<2	<0.5	<0.5	<0.5	<0.5	<0.5	<1	<0.5	<0.5	<1	<1.5	<1	<0.5	<100	<100	<100	<100
92508536	MW-12_20201130	MW-12	11/30/2020	**8.7**	<0.5	<0.5	<0.5	<0.5	<0.5	<1	<0.5	<1	<0.5	<0.5	<0.5	<0.5	<0.5	<2	<0.5	<2	<0.5	<2	<0.5	<0.5	<0.5	<0.5	<0.5	<1	<0.5	<0.5	<1	<1.5	<1	<0.5	<100	<100	<100	<100
92514598	MW-12_20210104	MW-12	01/04/2021	<5	<0.5	<0.5	<0.5	<0.5	<0.5	<1	<0.5	<1	<0.5	<0.5	<0.5	<0.5	<0.5	<2	<0.5	<2	<0.5	<2	<0.5	<0.5	<0.5	<0.5	<0.5	<1	<0.5	<0.5	<1	<1.5	<1	<0.5	<100	<100	<100	<100
92520901	MW-12_20210208	MW-12	02/08/2021	<5	<0.5	<0.5	<0.5	<0.5	<0.5	<1	<0.5	<1	<0.5	<0.5	<0.5	<0.5	<0.5	<2	<0.5	<2	<0.5	<2	<0.5	<0.5	<0.5	<0.5	<0.5	<1	<0.5	<0.5	<1	<1.5	<1	<0.5	<100	<100	<100	<100
92527327	MW-12_20210311	MW-12	03/11/2021	<5	<0.5	<0.5	<0.5	<0.5	<0.5	<1	<0.5	<1	<0.5	<0.5	<0.5	<0.5	<0.5	<2	<0.5	<2	<0.5	<2	<0.5	<0.5	<0.5	<0.5	<0.5	<1	<0.5	<0.5	<1	<1.5	<1	<0.5	<50	<50	<50	<50
92532417	MW-12_20210408	MW-12	04/08/2021	<5	<0.5	<0.5	<0.5	<0.5	<0.5	<1	<0.5	<1	<0.5	<0.5	<0.5	<0.5	<0.5	<2	<0.5	<2	<0.5	<2	<0.5	<0.5	<0.5	<0.5	<0.5	<1	<0.5	<0.5	<1	<1.5	<1	<0.5	<50	<50	<50	<50
92537784	MW-12_20210507	MW-12	05/07/2021	<5	<0.5	<0.5	<0.5	<0.5	<0.5	<1	<0.5	<1	<0.5	<0.5	<0.5	<0.5	<0.5	<2	<0.5	<2	<0.5	<2	<0.5	<0.5	<0.5	<0.5	<0.5	<1	<0.5	<0.5	<1	<1.5	<1	<0.5	<50	<50	<50	<50
92537784	DUP-1-20210507	MW-12	05/07/2021	<5	<0.5	<0.5	<0.5	<0.5	<0.5	<1	<0.5	<1	<0.5	<0.5	<0.5	<0.5	<0.5	<2	<0.5	<2	<0.5	<2	<0.5	<0.5	<0.5	<0.5	<0.5	<1	<0.5	<0.5	<1	<1.5	<1	<0.5	<50	<50	<50	<50
92542375	MW-12_20210603	MW-12	06/03/2021	<5	<0.5	<0.5	<0.5	<0.5	<0.5	<1	<0.5	<1	<0.5	<0.5	<0.5	<0.5	<0.5	<2	<0.5	<2	<0.5	<2	<0.5	<0.5	<0.5	<0.5	<0.5	<1	<0.5	<0.5	<1	<1.5	<1	<0.5	<50	<50	<50	<50
92548787	MW-12_20210709	MW-12	07/09/2021	<5	<0.5	<0.5	<0.5	<0.5	<0.5	<1	<0.5	<1	<0.5	<0.5	<0.5	<0.5	<0.5	<2	<0.5	<2	<0.5	<2	<0.5	<0.5	<0.5	<0.5	<0.5	<1	<0.5	<0.5	<1	<1.5	<1	<0.5	<50	<50	<50	<50
92554285	MW-12_20210806	MW-12	08/06/2021	<5	<0.5	<0.5	<0.5	<0.5	<0.5	<1	<0.5	<1	<0.5	<0.5	<0.5	<0.5	<0.5	<2	<0.5	<2	<0.5	<2	<0.5	<0.5	<0.5	<0.5	<0.5	<1	<0.5	<0.5	<1	<1.5	<1	<0.5	<50	<50	<50	<50
92559014	MW-12_20210901	MW-12	09/01/2021	<5	<0.5	<0.5	<0.5	<0.5	<0.5	<1	<0.5	<1	<0.5	<0.5	<0.5	<0.5	<0.5	<2	<0.5	<2	<0.5	<2	<0.5	<0.5	<0.5	<0.5	<0.5	<1	<0.5	<0.5	<1	<1.5	<1	<0.5	<50	<50	<50	<50
92563487	MW-12_20210927	MW-12	09/27/2021	<5	<0.5	<0.5	<0.5	<0.5	<0.5	<0.5	<0.5	<1	<0.5	<0.5	<0.5	<0.5	<0.5	<0.6	<0.5	<5	<0.5	<0.5	<0.5	<0.5	<0.5	<0.5	<0.5	<0.5	<0.5	<0.5	<0.5	<1.5	<1	<0.5	<100	<100	<100	NA
92570816	MW-12_20211104	MW-12	11/04/2021	<5	<0.5	<0.5	<0.5	<0.5	<0.5	<1	<0.5	<1	<0.5	<0.5	<0.5	<0.5	<0.5	<2	<0.5	<2	<0.5	<2	<0.5	<0.5	<0.5	<0.5	<0.5	<1	<0.5	<0.5	<1	<1.5	<1	<0.5	<50	<50	<50	<50
92575654	MW-12_20211202	MW-12	12/02/2021	<5	<0.5	<0.5	<0.5	<0.5	<0.5	<1	<0.5	<1	<0.5	<0.5	<0.5	<0.5	<0.5	<2	<0.5	<2	<0.5	<2	<0.5	<0.5	<0.5	<0.5	<0.5	<1	<0.5	<0.5	<1	<1.5	<1	<0.5	<50	<50	<50	<50
92581742	MW-12_20220107	MW-12	01/07/2022	**6.7**	<0.5	<0.5	<0.5	<0.5	<0.5	<1	<0.5	<1	<0.5	<0.5	<0.5	<0.5	<0.5	<2	<0.5	<2	<0.5	<2	<0.5	<0.5	<0.5	<0.5	<0.5	<1	<0.5	<0.5	<1	<1.5	<1	<0.5	<50	<50	<50	<50
92586178	MW-12_20220203	MW-12	02/03/2022	<5	<0.5	<0.5	<0.5	<0.5	<0.5	<1	<0.5	<1	<0.5	<0.5	<0.5	<0.5	<0.5	<2	<0.5	<2	<0.5	<2	<0.5	<0.5	<0.5	<0.5	<0.5	<1	<0.5	<0.5	<1	<1.5	<1	<0.5	<50	<50	<50	<50
92591327	MW-12_20220303	MW-12	03/03/2022	**0.18J**	<0.5	<0.5	<0.5	<0.5	<0.5	<1	<0.5	<1	<0.5	<0.5	<0.5	<0.5	<0.5	<2	<0.5	<2	<0.5	<2	<0.5	<0.5	<0.5	<0.5	<0.5	<1	<0.5	<0.5	<1	<1.5	<1	<0.5	<50	<50	<50	<50
92495627	MW-13_20200915	MW-13	09/15/2020	<5	<0.5	<0.5	**2.2**	<0.5	<0.5	<1	**21.7**	<1	<0.5	**0.54**	<0.5	<0.5	<0.5	<2	<0.5	<2	<0.5	<2	<0.5	<0.5	**4.4**	**1.5**	<0.5	<1	**0.76**	<0.5	<1	**2.72**	**1.8**	**0.92**	<100	<100	<100	<100
92499587	MW-13_20201007	MW-13	10/07/2020	<5	<0.5	<0.5	**0.55**	<0.5	<0.5	<1	**15.1**	<1	<0.5	<0.5	<0.5	<0.5	<0.5	<2	<0.5	<2	<0.5	<2	<0.5	<0.5	**2.8**	**0.53**	<0.5	<1	<0.5	<0.5	<1	<1.5	<1	<0.5	<100	<100	<100	<100
92501345	MW-13_20201020	MW-13	10/20/2020	<5	<0.5	<0.5	<0.5	<0.5	<0.5	<1	**5.1**	<1	<0.5	<0.5	<0.5	<0.5	<0.5	<2	<0.5	<2	<0.5	<2	<0.5	<0.5	**1.2**	**0.97**	<0.5	<1	<0.5	<0.5	<1	<1.5	<1	<0.5	<100	<100	<100	<100
92509251	MW-13_20201202	MW-13	12/02/2020	<5	<0.5	<0.5	<0.5	<0.5	<0.5	<1	**6.2**	<1	<0.5	<0.5	<0.5	<0.5	<0.5	<2	<0.5	<2	<0.5	<2	<0.5	<0.5	**1.1**	<0.5	<0.5	<1	<0.5	<0.5	<1	<1.5	<1	<0.5	<100	<100	<100	<100
92515216	MW-13_20210106	MW-13	01/06/2021	<5	<0.5	<0.5	<0.5	<0.5	<0.5	<1	**4.6**	<1	<0.5	<0.5	<0.5	<0.5	<0.5	<2	<0.5	<2	<0.5	<2	<0.5	<0.5	**0.85**	<0.5	<0.5	<1	<0.5	<0.5	<1	<1.5	<1	<0.5	<100	<100	<100	<100
92522126	MW-13_20210212	MW-13	02/12/2021	<5	<0.5	<0.5	<0.5	<0.5	<0.5	<1	**3**	<1	<0.5	<0.5	<0.5	<0.5	<0.5	<2	<0.5	<2	<0.5	<2	<0.5	<0.5	**0.69**	<0.5	<0.5	<1	<0.5	<0.5	<1	<1.5	<1	<0.5	<100	<100	<100	<100
92527474	MW-13_20210312	MW-13	03/12/2021	<5	<0.5	<0.5	<0.5	<0.5	<0.5	<1	**4.6**	<1	<0.5	<0.5	<0.5	<0.5	<0.5	<2	<0.5	<2	<0.5	<2	<0.5	<0.5	**1.1**	**0.64**	<0.5	<1	<0.5	<0.5	<1	<1.5	<1	<0.5	<50	<50	<50	<50
92531580	MW-13_20210406	MW-13	04/06/2021	<5	<0.5	<0.5	<0.5	<0.5	<0.5	<1	**2.8**	<1	<0.5	<0.5	<0.5	<0.5	<0.5	<2	<0.5	<2	<0.5	<2	<0.5	<0.5	**0.58**	**0.65**	<0.5	<1	<0.5	<0.5	<1	<1.5	<1	<0.5	<50	<50	<50	<50

Table 5A
Summary of Monitoring Well Sampling Results

Colonial Pipeline Company
2020-L1-SR2448
Huntersville, North Carolina

Lab Report Number	Sample ID	Well ID	Sample Date	Metals (µg/L)	VOCs (µg/L)																														MADEP VPH (µg/L)			
				Lead	Benzene	Bromochloromethane	Bromodichloromethane	n-Butylbenzene	sec-Butylbenzene	Chloroethane	Chloroform	Chloromethane	2-Chlorotoluene	Dibromochloromethane	1,2-Dichloroethane	Diisopropyl ether	Ethylbenzene	Hexachloro-1,3-butadiene	Isopropylbenzene (Cumene)	Methylene Chloride	Methyl-tert-butyl ether	Naphthalene	n-Propylbenzene	Styrene	Tetrachloroethene	Toluene	Trichloroethene	Trichlorofluoromethane	1,2,4-Trimethylbenzene	1,3,5-Trimethylbenzene	Vinyl chloride	Xylene (Total)	m&p-Xylene	o-Xylene	C5 - C8 Aliphatics	C9 - C12 Aliphatics	C9 - C10 Aromatics	VPH (Total)
			NCAC 2L Standards	**15**	**1**	**NE**	**0.6**	**70**	**70**	**3000**	**70**	**3**	**100**	**0.4**	**0.4**	**70**	**600**	**0.4**	**70**	**5**	**20**	**6**	**70**	**70**	**0.7**	**600**	**3**	**2000**	**400**	**400**	**0.03**	**500**	**500**	**500**	**400**	**700**	**200**	**NE**
			IMAC Standards	--	--	--	--	--	--	--	--	--	--	--	--	--	--	--	--	--	--	--	--	--	--	--	--	--	--	--	--	--	--	--	--	--	--	--	--
92537158	MW-13_20210505	MW-13	05/05/2021	<5	**0.65**	<0.5	**0.37J**	<0.5	<0.5	<1	**3.7**	<1	<0.5	<0.5	<0.5	<0.5	<0.5	<2	<0.5	<2	<0.5	<2	<0.5	<0.5	**0.94**	<0.5	<0.5	<1	<0.5	<0.5	<1	<1	<1	<0.5	<50	<50	<50	<50
92541703	MW-13_20210601	MW-13	06/01/2021	<5	<0.5	<0.5	**0.58**	<0.5	<0.5	<1	**5.3**	<1	<0.5	<0.5	<0.5	<0.5	<0.5	<2	<0.5	<2	<0.5	<2	<0.5	<0.5	**1.1**	<0.5	<0.5	<1	<0.5	<0.5	<1	<1.5	<1	<0.5	<50	<50	<50	<50
92547899	MW-13_20210706	MW-13	07/06/2021	<5	<0.5	<0.5	<0.5	<0.5	<0.5	<1	**2.9J**	<1	<0.5	<0.5	<0.5	<0.5	<0.5	<2	<0.5	<2	<0.5	<2	<0.5	<0.5	**0.59**	<0.5	<0.5	<1	<0.5	<0.5	<1	<1.5	<1	<0.5	<50	<50	<50	<50
92547899	DUP-1-20210706	MW-13	07/06/2021	<5	<0.5	<0.5	<0.5	<0.5	<0.5	<1	**3.0**	<1	<0.5	<0.5	<0.5	<0.5	<0.5	<2	<0.5	<2	<0.5	**0.73J**	<0.5	<0.5	**0.58**	<0.5	<0.5	<1	<0.5	<0.5	<1	**1.2J**	**0.75J**	**0.45J**	<50	<50	<50	<50
92553185	MW-13_20210803	MW-13	08/03/2021	<5	<0.5	<0.5	<0.5	<0.5	<0.5	<1	**1.8**	<1	<0.5	<0.5	<0.5	<0.5	<0.5	<2	<0.5	<2	<0.5	<2	<0.5	<0.5	<0.5	<0.5	<0.5	<1	<0.5	<0.5	<1	<1.5	<1	<0.5	<50	<50	<50	<50
92558740	MW-13_20210831	MW-13	08/31/2021	<5	<0.5	<0.5	<0.5	<0.5	<0.5	<1	**1.4**	<1	<0.5	<0.5	<0.5	<0.5	<0.5	<2	<0.5	<2	<0.5	<2	<0.5	<0.5	<0.5	<0.5	<0.5	<1	<0.5	<0.5	<1	<1.5	<1	<0.5	<50	<50	<50	<50
92564678	MW-13_20211004	MW-13	10/04/2021	<5.0	<0.5	<0.5	<0.5	<0.5	<0.5	<0.5	**0.72**	<0.6	<0.5	<0.5	<0.5	<0.5	<0.5	<0.6	<0.5	<5	<0.5	<0.5	<0.5	<0.5	**0.24J**	<0.5	<0.5	<0.5	<0.5	<0.5	<0.5	<1.5	<1	<0.5	<100	<100	<100	NA
92569882	MW-13_20211101	MW-13	11/01/2021	**7.7**	<0.5	<0.5	<0.5	<0.5	<0.5	<1	**0.51**	<1	<0.5	<0.5	<0.5	<0.5	<0.5	<2	<0.5	<2	<0.5	<2	<0.5	<0.5	<0.5	<0.5	<0.5	<1	<0.5	<0.5	<1	<1.5	<1	<0.5	<50	<50	<50	<50
92574905	MW-13_20211130	MW-13	11/30/2021	<5	<0.5	<0.5	<0.5	<0.5	<0.5	<1	<0.5	<1	<0.5	<0.5	<0.5	<0.5	<0.5	<2	<0.5	<2	<0.5	<2	<0.5	<0.5	<0.5	<0.5	<0.5	<1	<0.5	<0.5	<1	<1.5	<1	<0.5	<50	<50	<50	<50
92580645 92580644	MW-13_20220103	MW-13	01/03/2022	<5	<0.5	<0.5	<0.5	<0.5	<0.5	<1	<0.5	<1	<0.5	<0.5	<0.5	<0.5	<0.5	<2	<0.5	<2	<0.5	<2	<0.5	<0.5	<0.5	<0.5	<0.5	<1	<0.5	<0.5	<1	<1.5	<1	<0.5	<50	<50	<50	<50
92585316	MW-13_20220131	MW-13	01/31/2022	<5	<0.5	<0.5	<0.5	<0.5	<0.5	<1	<0.5	<1	<0.5	<0.5	<0.5	<0.5	<0.5	<2	<0.5	<2	<0.5	<2	<0.5	<0.5	<0.5	<0.5	<0.5	<1	<0.5	<0.5	<1	<1.5	<1	<0.5	<50	<50	<50	<50
92590515	MW-13_20220228	MW-13	02/28/2022	<5	<0.5	<0.5	<0.5	<0.5	<0.5	<1	<0.5	<1	<0.5	<0.5	<0.5	<0.5	<0.5	<2	<0.5	<2	<0.5	<2	<0.5	<0.5	<0.5	**1.3**	<0.5	<1	<0.5	<0.5	<1	**1.58**	**0.98J**	**0.60**	<50	<50	<50	<50
92495239	MW-14_20200913	MW-14	09/13/2020	<5	<0.5	<0.5	**0.7**	<0.5	<0.5	<1	**4.4**	<1	<0.5	<0.5	<0.5	<0.5	<0.5	<2	<0.5	<2	<0.5	<2	<0.5	<0.5	<0.5	<0.5	<0.5	<1	<0.5	<0.5	<1	<1.5	<1	<0.5	<100	<100	<100	<100
92501345	MW-14_20201020	MW-14	10/20/2020	<5	<0.5	<0.5	<0.5	<0.5	<0.5	<1	<0.5	<1	<0.5	<0.5	<0.5	<0.5	<0.5	<2	<0.5	<2	<0.5	<2	<0.5	<0.5	<0.5	**0.55**	<0.5	<1	<0.5	<0.5	<1	<1.5	<1	<0.5	<100	<100	<100	<100
92509251	MW-14_20201202	MW-14	12/02/2020	**18.7**	<0.5	<0.5	<0.5	<0.5	<0.5	<1	<0.5	<1	<0.5	<0.5	<0.5	<0.5	<0.5	<2	<0.5	<2	<0.5	<2	<0.5	<0.5	<0.5	<0.5	<0.5	<1	<0.5	<0.5	<1	<1.5	<1	<0.5	<100	<100	<100	<100
92514892	MW-14_20210105	MW-14	01/05/2021	**94.7**	<0.5	<0.5	<0.5	<0.5	<0.5	<1	**0.56**	<1	<0.5	<0.5	<0.5	<0.5	<0.5	<2	<0.5	<2	<0.5	<2	<0.5	<0.5	<0.5	<0.5	<0.5	<1	<0.5	<0.5	<1	<1.5	<1	<0.5	<100	<100	<100	<100
92522126	MW-14_20210212	MW-14	02/12/2021	<5	<0.5	<0.5	<0.5	<0.5	<0.5	<1	**0.64**	<1	<0.5	<0.5	<0.5	<0.5	<0.5	<2	<0.5	<2	<0.5	<2	<0.5	<0.5	<0.5	<0.5	<0.5	<1	<0.5	<0.5	<1	<1.5	<1	<0.5	<100	<100	<100	<100
92527474	MW-14_20210312	MW-14	03/12/2021	<5	<0.5	<0.5	<0.5	<0.5	<0.5	<1	**0.57**	<1	<0.5	<0.5	<0.5	<0.5	<0.5	<2	<0.5	<2	<0.5	<2	<0.5	<0.5	<0.5	<0.5	<0.5	<1	<0.5	<0.5	<1	<1.5	<1	<0.5	<50	<50	<50	<50
92531580	MW-14_20210406	MW-14	04/06/2021	<5	<0.5	<0.5	<0.5	<0.5	<0.5	<1	<0.5	<1	<0.5	<0.5	<0.5	<0.5	<0.5	<2	<0.5	<2	<0.5	<2	<0.5	<0.5	<0.5	<0.5	<0.5	<1	<0.5	<0.5	<1	<1.5	<1	<0.5	<50	<50	<50	<50
92536726	MW-14_20210504	MW-14	05/04/2021	<5	<0.5	<0.5	<0.5	<0.5	<0.5	<1	<0.5	<1	<0.5	<0.5	<0.5	<0.5	<0.5	<2	<0.5	<2	<0.5	<2	<0.5	<0.5	<0.5	<0.5	<0.5	<1	<0.5	<0.5	<1	<1.5	<1	<0.5	<50	<50	<50	<50
92541991	MW-14_20210602	MW-14	06/02/2021	<5	<0.5	<0.5	<0.5	<0.5	<0.5	<1	<0.5	<1	<0.5	<0.5	<0.5	<0.5	<0.5	<2	<0.5	<2	<0.5	<2	<0.5	<0.5	<0.5	<0.5	<0.5	<1	<0.5	<0.5	<1	<1.5	<1	<0.5	<50	<50	<50	<50
92541991	DUP-1-20210602	MW-14	06/02/2021	<5	<0.5	<0.5	<0.5	<0.5	<0.5	<1	<0.5	<1	<0.5	<0.5	<0.5	<0.5	<0.5	<2	<0.5	<2	<0.5	<2	<0.5	<0.5	<0.5	<0.5	<0.5	<1	<0.5	<0.5	<1	<1.5	<1	<0.5	<50	<50	<50	<50
92547899	MW-14_20210706	MW-14	07/06/2021	<5	<0.5	<0.5	<0.5	<0.5	<0.5	<1	<0.5	<1	<0.5	<0.5	<0.5	<0.5	<0.5	<2	<0.5	<2	<0.5	<2	<0.5	<0.5	<0.5	<0.5	<0.5	<1	<0.5	<0.5	<1	<1.5	<1	<0.5	<50	<50	<50	<50
92553185	MW-14_20210803	MW-14	08/03/2021	<5	<0.5	<0.5	<0.5	<0.5	<0.5	<1	<0.5	<1	<0.5	<0.5	<0.5	<0.5	<0.5	<2	<0.5	<2	<0.5	<2	<0.5	<0.5	<0.5	<0.5	<0.5	<1	<0.5	<0.5	<1	<1.5	<1	<0.5	<50	<50	<50	<50
92558740	MW-14_20210831	MW-14	08/31/2021	<5	<0.5	<0.5	<0.5	<0.5	<0.5	<1	<0.5	<1	<0.5	<0.5	<0.5	<0.5	<0.5	<2	<0.5	<2	<0.5	<2	<0.5	<0.5	<0.5	<0.5	<0.5	<1	<0.5	<0.5	<1	<1.5	<1	<0.5	<50	<50	<50	<50
92558740	DUP-2-20210831	MW-14	08/31/2021	<5	<0.5	<0.5	<0.5	<0.5	<0.5	<1	<0.5	<1	<0.5	<0.5	<0.5	<0.5	<0.5	<2	<0.5	<2	<0.5	<2	<0.5	<0.5	<0.5	<0.5	<0.5	<1	<0.5	<0.5	<1	<1.5	<1	<0.5	<50	<50	<50	<50
92564488	MW-14_20211001	MW-14	10/01/2021	<5.0	<0.5	<0.5	<0.5	<0.5	<0.5	<0.5	<0.5	<0.60	<0.5	<0.5	<0.5	<0.5	<0.5	<0.6	<0.5	<5	<0.5	<0.5	<0.5	<0.5	<0.5	<0.5	<0.5	<0.5	<0.5	<0.5	<0.5	<1.5	<1	<0.5	<100	<100	<100	NA
92569882	MW-14_20211101	MW-14	11/01/2021	<5	<0.5	<0.5	<0.5	<0.5	<0.5	<1	<0.5	<1	<0.5	<0.5	<0.5	<0.5	<0.5	<2	<0.5	<2	<0.5	<2	<0.5	<0.5	<0.5	<0.5	<0.5	<1	<0.5	<0.5	<1	<1.5	<1	<0.5	<50	<50	<50	<50
92574905	MW-14_20211130	MW-14	11/30/2021	<5	<0.5	<0.5	<0.5	<0.5	<0.5	<1	<0.5	<1	<0.5	<0.5	<0.5	<0.5	<0.5	<2	<0.5	<2	<0.5	<2	<0.5	<0.5	<0.5	<0.5	<0.5	<1	<0.5	<0.5	<1	<1.5	<1	<0.5	<50	<50	<50	<50
92580645 92580644	MW-14_20220103	MW-14	01/03/2022	**0.47J**	<0.5	<0.5	<0.5	<0.5	<0.5	<1	<0.5	<1	<0.5	<0.5	<0.5	<0.5	<0.5	<2	<0.5	<2	<0.5	<2	<0.5	<0.5	<0.5	<0.5	<0.5	<1	<0.5	<0.5	<1	<1.5	<1	<0.5	<50	<50	<50	<50
92585316	MW-14_20220131	MW-14	01/31/2022	<5	<0.5	<0.5	<0.5	<0.5	<0.5	<1	<0.5	<1	<0.5	<0.5	<0.5	<0.5	<0.5	<2	<0.5	<2	<0.5	<2	<0.5	<0.5	<0.5	<0.5	<0.5	<1	<0.5	<0.5	<1	<1.5	<1	<0.5	<50	<50	<50	<50
92590515	MW-14_20220228	MW-14	02/28/2022	**0.26J**	<0.5	<0.5	<0.5	<0.5	<0.5	<1	<0.5	<1	<0.5	<0.5	<0.5	<0.5	<0.5	<2	<0.5	<2	<0.5	<2	<0.5	<0.5	<0.5	<0.5	<0.5	<1	<0.5	<0.5	<1	<1.5	<1	<0.5	<50	<50	<50	<50
92494640	MW-15_20200909	MW-15	09/09/2020	<5	<0.5	<0.5	<0.5	<0.5	<0.5	<1	<0.5	<1	<0.5	<0.5	<0.5	<0.5	<0.5	<2	<0.5	<2	<0.5	<2	<0.5	<0.5	<0.5	<0.5	<0.5	<1	<0.5	<0.5	<1	<1.5	<1	<0.5	<100	<100	<100	<100
92501616	MW-15_20201021	MW-15	10/21/2020	**10.4**	<0.5	<0.5	<0.5	<0.5	<0.5	<1	<0.5	<1	<0.5	<0.5	<0.5	<0.5	<0.5	<2	<0.5	<2	<0.5	<2	<0.5	<0.5	<0.5	<0.5	<0.5	<1	<0.5	<0.5	<1	<1.5	<1	<0.5	<100	<100	<100	<100
92508536	MW-15_20201130	MW-15	11/30/2020	**28.9**	<0.5	<0.5	<0.5	<0.5	<0.5	<1	<0.5	<1	<0.5	<0.5	<0.5	<0.5	<0.5	<2	<0.5	<2	<0.5	<2	<0.5	<0.5	<0.5	<0.5	<0.5	<1	<0.5	<0.5	<1	<1.5	<1	<0.5	<100	<100	<100	<100
92514598	MW-15_20210104	MW-15	01/04/2021	**13.5**	<0.5	<0.5	<0.5	<0.5	<0.5	<1	<0.5	<1	<0.5	<0.5	<0.5	<0.5	<0.5	<2	<0.5	<2	<0.5	<2	<0.5	<0.5	<0.5	<0.5	<0.5	<1	<0.5	<0.5	<1	<1.5	<1	<0.5	<100	<100	<100	<100
92520901	MW-15_20210208	MW-15	02/08/2021	**14.1**	<0.5	<0.5	<0.5	<0.5	<0.5	<1	<0.5	<1	<0.5	<0.5	<0.5	<0.5	<0.5	<2	<0.5	<2	<0.5	<2	<0.5	<0.5	<0.5	<0.5	<0.5	<1	<0.5	<0.5	<1	<1.5	<1	<0.5	<100	<100	<100	<100
92514598	DUP-1-20210104	MW-15	01/04/2021	**14.5**	<0.5	<0.5	<0.5	<0.5	<0.5	<1	<0.5	<1	<0.5	<0.5	<0.5	<0.5	<0.5	<2	<0.5	<2	<0.5	<2	<0.5	<0.5	<0.5	<0.5	<0.5	<1	<0.5	<0.5	<1	<1.5	<1	<0.5	<100	<100	<100	<100
92527475	MW-15_20210312	MW-15	03/12/2021	**5.3**	<0.5	<0.5	<0.5	<0.5	<0.5	<1	<0.5	<1	<0.5	<0.5	<0.5	<0.5	<0.5	<2	<0.5	<2	<0.5	<2	<0.5	<0.5	<0.5	<0.5	<0.5	<1	<0.5	<0.5	<1	<1.5	<1	<0.5	<50	<50	<50	<50
92532417	MW-15_20210408	MW-15	04/08/2021	<5	<0.5	<0.5	<0.5	<0.5	<0.5	<1	<0.5	<1	<0.5	<0.5	<0.5	<0.5	<0.5	<2	<0.5	<2	<0.5	<2	<0.5	<0.5	<0.5	<0.5	<0.5	<1	<0.5	<0.5	<1	<1.5	<1	<0.5	<50	<50	<50	<50
92537784	MW-15_20210507	MW-15	05/07/2021	<5	<0.5	<0.5	<0.5	<0.5	<0.5	<1	<0.5	<1	<0.5	<0.5	<0.5	<0.5	<0.5	<2	<0.5	<2	<0.5	<2	<0.5	<0.5	<0.5	<0.5	<0.5	<1	<0.5	<0.5	<1	<1.5	<1	<0.5	<50	<50	<50	<50
92542375	MW-15_20210603	MW-15	06/03/2021	<5	<0.5	<0.5	<0.5	<0.5	<0.5	<1	<0.5	<1	<0.5	<0.5	<0.5	<0.5	<0.5	<2	<0.5	<2	<0.5	<2	<0.5	<0.5	<0.5	<0.5	<0.5	<1	<0.5	<0.5	<1	<1.5	<1	<0.5	<50	<50	<50	<50
92548787	MW-15_20210709	MW-15	07/09/2021	<5	<0.5	<0.5	<0.5	<0.5	<0.5	<1	<0.5	<1	<0.5	<0.5	<0.5	<0.5	<0.5	<2	<0.5	<2	<0.5	<2	<0.5	<0.5	<0.5	<0.5	<0.5	<1	<0.5	<0.5	<1	<1.5	<1	<0.5	<50	<50	<50	<50
92554285	MW-15_20210806	MW-15	08/06/2021	<5	<0.5	<0.5	<0.5	<0.5	<0.5	<1	<0.5	<1	<0.5	<0.5	<0.5	<0.5	<0.5	<2	<0.5	<2	<0.5	<2	<0.5	<0.5	<0.5	<0.5	<0.5	<1	<0.5	<0.5	<1	<1.5	<1	<0.5	<50	<50	<50	<50
92559014	MW-15_20210901	MW-15	09/01/2021	<5	<0.5	<0.5	<0.5	<0.5	<0.5	<1	<0.5	<1	<0.5	<0.5	<0.5	<0.5	<0.5	<2	<0.5	<2	<0.5	<2	<0.5	<0.5	<0.5	<0.5	<0.5	<1	<0.5	<0.5	<1	<1.5	<1	<0.5	<50	<50	<50	<50
92563487	MW-15_20210927	MW-15	09/27/2021	<5	<0.5	<0.5	<0.5	<0.5	<0.5	<0.5	<0.5	<1	<0.5	<0.5	<0.5	<0.5	<0.5	<0.6	<0.5	<5	<0.5	<0.5	<0.5	<0.5	<0.5	<0.5	<0.5	<0.5	<0.5	<0.5	<0.5	<1.5	<1	<0.5	<100	<100	<100	NA
92570816	MW-15_20211104	MW-15	11/04/2021	<5	<0.5	<0.5	<0.5	<0.5	<0.5	<1	<0.5	<1	<0.5	<0.5	<0.5	<0.5	<0.5	<2	<0.5	<2	<0.5	<2	<0.5	<0.5	<0.5	<0.5	<0.5	<1	<0.5	<0.5	<1	<1.5	<1	<0.5	<50	<50	<50	<50
92575654	MW-15_20211202	MW-15	12/02/2021	<5	<0.5	<0.5	<0.5	<0.5	<0.5	<1	<0.5	<1	<0.5	<0.5	<0.5	<0.5	<0.5	<2	<0.5	<2	<0.5	<2	<0.5	<0.5	<0.5	<0.5	<0.5	<1	<0.5	<0.5	<1	<1.5	<1	<0.5	<50	<50	<50	<50
92581742	MW-15_20220107	MW-15	01/07/2022	**0.27J**	<0.5	<0.5	<0.5	<0.5	<0.5	<1	<0.5	<1	<0.5	<0.5	<0.5	<0.5	<0.5	<2	<0.5	<2	<0.5	<2	<0.5	<0.5	<0.5	<0.5	<0.5	<1	<0.5	<0.5	<1	<1.5	<1	<0.5	<50	<50	<50	<50

Table 5A
Summary of Monitoring Well Sampling Results

Colonial Pipeline Company
2020-L1-SR2448
Huntersville, North Carolina

Lab Report Number	Sample ID	Well ID	Sample Date	Metals (µg/L)	VOCs (µg/L)																														MADEP VPH (µg/L)			
				Lead	Benzene	Bromochloromethane	Bromodichloromethane	n-Butylbenzene	sec-Butylbenzene	Chloroethane	Chloroform	Chloromethane	2-Chlorotoluene	Dibromochloromethane	1,2-Dichloroethane	Diisopropyl ether	Ethylbenzene	Hexachloro-1,3-butadiene	Isopropylbenzene (Cumene)	Methylene Chloride	Methyl-tert-butyl ether	Naphthalene	n-Propylbenzene	Styrene	Tetrachloroethene	Toluene	Trichloroethene	Trichlorofluoromethane	1,2,4-Trimethylbenzene	1,3,5-Trimethylbenzene	Vinyl chloride	Xylene (Total)	m&p-Xylene	o-Xylene	C5 - C8 Aliphatics	C9 - C12 Aliphatics	C9 - C10 Aromatics	VPH (Total)
			NCAC 2L Standards	**15**	**1**	**NE**	**0.6**	**70**	**70**	**3000**	**70**	**3**	**100**	**0.4**	**0.4**	**70**	**600**	**0.4**	**70**	**5**	**20**	**6**	**70**	**70**	**0.7**	**600**	**3**	**2000**	**400**	**400**	**0.03**	**500**	**500**	**500**	**400**	**700**	**200**	**NE**
			IMAC Standards	--	--	--	--	--	--	--	--	--	--	--	--	--	--	--	--	--	--	--	--	--	--	--	--	--	--	--	--	--	--	--	--	--	--	--
92586178	MW-15_20220203	MW-15	02/03/2022	<5	<0.5	<0.5	<0.5	<0.5	<0.5	<1	<0.5	<1	<0.5	<0.5	<0.5	<0.5	<0.5	<2	<0.5	<2	<0.5	<2	<0.5	<0.5	<0.5	<0.5	<0.5	<1	<0.5	<0.5	<1	<1.5	<1	<0.5	<50	<50	<50	<50
92591327	MW-15_20220303	MW-15	03/03/2022	**0.10J**	<0.5	<0.5	<0.5	<0.5	<0.5	<1	<0.5	<1	<0.5	<0.5	<0.5	<0.5	<0.5	<2	<0.5	<2	<0.5	<2	<0.5	<0.5	<0.5	<0.5	<0.5	<1	<0.5	<0.5	<1	<1.5	<1	<0.5	<50	<50	<50	<50
92495905	MW-16_20200916	MW-16	09/16/2020	<5	<0.5	<0.5	**0.78**	<0.5	<0.5	<1	**5.9**	<1	<0.5	<0.5	<0.5	<0.5	<0.5	<2	<0.5	<2	<0.5	<2	<0.5	<0.5	<0.5	<0.5	<0.5	<1	<0.5	<0.5	<1	<1.5	<1	<0.5	<100	<100	<100	<100
92500605	MW-16_20201007	MW-16	10/07/2020	<5	<0.5	<0.5	<0.5	<0.5	<0.5	<1	**3.3**	<1	<0.5	<0.5	<0.5	<0.5	<0.5	<2	<0.5	<2	<0.5	<2	<0.5	<0.5	<0.5	<0.5	<0.5	<1	<0.5	<0.5	<1	<1.5	<1	<0.5	<100	<100	<100	<100
92501343	MW-16_20201020	MW-16	10/20/2020	**7.8**	<0.5	<0.5	<0.5	<0.5	<0.5	<1	**2**	<1	<0.5	<0.5	<0.5	<0.5	<0.5	<2	<0.5	<2	<0.5	<2	<0.5	<0.5	<0.5	<0.5	<0.5	<1	<0.5	<0.5	<1	<1.5	<1	<0.5	<100	<100	<100	<100
92508884	MW-16_20201201	MW-16	12/01/2020	**18.9**	<0.5	<0.5	<0.5	<0.5	<0.5	<1	**1.1**	<1	<0.5	<0.5	<0.5	<0.5	<0.5	<2	<0.5	<2	<0.5	<2	<0.5	<0.5	<0.5	<0.5	<0.5	<1	<0.5	<0.5	<1	<1.5	<1	<0.5	<100	<100	<100	<100
92515075	MW-16_20210106	MW-16	01/06/2021	**42.7**	<0.5	<0.5	<0.5	<0.5	<0.5	<1	**1.3**	<1	<0.5	<0.5	<0.5	<0.5	<0.5	<2	<0.5	<2	<0.5	<2	<0.5	<0.5	<0.5	<0.5	<0.5	<1	<0.5	<0.5	<1	<1.5	<1	<0.5	<100	<100	<100	<100
92521555	MW-16_20210210	MW-16	02/10/2021	<5	<0.5	<0.5	<0.5	<0.5	<0.5	<1	**0.72**	<1	<0.5	<0.5	<0.5	<0.5	**0.83**	<2	<0.5	<2	<0.5	<2	<0.5	<0.5	<0.5	**3.1**	<0.5	<1	**2.5**	**0.68**	<1	**4.9**	**3.4**	**1.5**	<100	<100	<100	<100
92526257	MW-16_20210308	MW-16	03/08/2021	<5	<0.5	<0.5	<0.5	<0.5	<0.5	<1	**0.91**	<1	<0.5	<0.5	<0.5	<0.5	<0.5	<2	<0.5	<2	<0.5	<2	<0.5	<0.5	<0.5	<0.5	<0.5	<1	<0.5	<0.5	<1	<1.5	<1	<0.5	<100	<100	<100	<100
92531853	MW-16_20210407	MW-16	04/07/2021	<5	<0.5	<0.5	<0.5	<0.5	<0.5	<1	<0.5	<1	<0.5	<0.5	<0.5	<0.5	<0.5	<2	<0.5	<2	<0.5	<2	<0.5	<0.5	<0.5	<0.5	<0.5	<1	<0.5	<0.5	<1	<1.5	<1	<0.5	<50	<50	<50	<50
92531853	DUP-1-20210407	MW-16	04/07/2021	<5	<0.5	<0.5	<0.5	<0.5	<0.5	<1	<0.5	<1	<0.5	<0.5	<0.5	<0.5	<0.5	<2	<0.5	<2	<0.5	<2	<0.5	<0.5	<0.5	<0.5	<0.5	<1	<0.5	<0.5	<1	<1.5	<1	<0.5	<50	<50	<50	<50
92537153	MW-16_20210505	MW-16	05/05/2021	<5	<0.5	<0.5	<0.5	<0.5	<0.5	<1	<0.5	<1	<0.5	<0.5	<0.5	<0.5	<0.5	<2	<0.5	<2	<0.5	<2	<0.5	<0.5	<0.5	<0.5	<0.5	<1	<0.5	<0.5	<1	<1	<1	<0.5	<50	<50	<50	<50
92541992	MW-16_20210602	MW-16	06/02/2021	<5	<0.5	<0.5	<0.5	<0.5	<0.5	<1	<0.5	<1	<0.5	<0.5	<0.5	<0.5	<0.5	<2	<0.5	<2	<0.5	<2	<0.5	<0.5	<0.5	<0.5	<0.5	<1	<0.5	<0.5	<1	<1.5	<1	<0.5	<50	<50	<50	<50
92548170	MW-16_20210707	MW-16	07/07/2021	<5	<0.5	<0.5	<0.5	<0.5	<0.5	<1	<0.5	<1	<0.5	<0.5	<0.5	<0.5	<0.5	<2	<0.5	<2	<0.5	<2	<0.5	<0.5	<0.5	<0.5	<0.5	<1	<0.5	<0.5	<1	<1.5	<1	<0.5	<50	<50	<50	<50
92553519	MW-16_20210804	MW-16	08/04/2021	<5	<0.5	<0.5	<0.5	<0.5	<0.5	<1	<0.5	<1	<0.5	<0.5	<0.5	<0.5	<0.5	<2	<0.5	<2	<0.5	<2	<0.5	<0.5	<0.5	<0.5	<0.5	<1	<0.5	<0.5	<1	<1.5	<1	<0.5	<50	<50	<50	<50
92559334	MW-16_20210902	MW-16	09/02/2021	<5	<0.5	<0.5	<0.5	<0.5	<0.5	<1	<0.5	<1	<0.5	<0.5	<0.5	<0.5	<0.5	<2	<0.5	<2	<0.5	<2	<0.5	<0.5	<0.5	<0.5	<0.5	<1	<0.5	<0.5	<1	<1.5	<1	<0.5	<50	<50	<50	<50
92564333	MW-16_20210930	MW-16	09/30/2021	<5.0	<0.5	<0.5	<0.5	<0.5	<0.5	<0.5	<0.5	<0.6	<0.5	<0.5	<0.5	<0.5	<0.5	<0.6	<0.5	<5	<0.5	<0.5	<0.5	<0.5	<0.5	<0.5	<0.5	<0.5	<0.5	<0.5	<0.5	<1.5	<1	<0.5	<100	<100	<100	NA
92571046	MW-16_20211105	MW-16	11/05/2021	<5	<0.5	<0.5	<0.5	<0.5	<0.5	<1	<0.5	<1	<0.5	<0.5	<0.5	<0.5	<0.5	<2	<0.5	<2	<0.5	<2	<0.5	<0.5	<0.5	<0.5	<0.5	<1	<0.5	<0.5	<1	<1.5	<1	<0.5	<50	<50	<50	<50
92575206	MW-16_20211201	MW-16	12/01/2021	<5	<0.5	<0.5	<0.5	<0.5	<0.5	<1	<0.5	<1	<0.5	<0.5	<0.5	<0.5	<0.5	<2	<0.5	<2	<0.5	<2	<0.5	<0.5	<0.5	<0.5	<0.5	<1	<0.5	<0.5	<1	<1.5	<1	<0.5	<50	<50	<50	<50
92580903 92580955	MW-16_20220104	MW-16	01/04/2022	<5	<0.5	<0.5	<0.5	<0.5	<0.5	<1	<0.5	<1	<0.5	<0.5	<0.5	<0.5	<0.5	<2	<0.5	<2	<0.5	<2	<0.5	<0.5	<0.5	<0.5	<0.5	<1	<0.5	<0.5	<1	<1.5	<1	<0.5	<50	<50	<50	<50
92585897	MW-16_20220202	MW-16	02/02/2022	<5	<0.5	<0.5	<0.5	<0.5	<0.5	<1	<0.5	<1	<0.5	<0.5	<0.5	<0.5	<0.5	<2	<0.5	<2	<0.5	<2	<0.5	<0.5	<0.5	<0.5	<0.5	<1	<0.5	<0.5	<1	<1.5	<1	<0.5	<50	<50	<50	<50
92590778	MW-16_20220301	MW-16	03/01/2022	**0.16J**	<0.5	<0.5	<0.5	<0.5	<0.5	<1	<0.5	<1	<0.5	<0.5	<0.5	<0.5	<0.5	<2	<0.5	<2	<0.5	<2	<0.5	<0.5	<0.5	<0.5	<0.5	<1	<0.5	<0.5	<1	<1.5	<1	<0.5	<50	<50	<50	<50
92495905	MW-17_20200916	MW-17	09/16/2020	<5	**0.6**	<0.5	**1.4**	<0.5	<0.5	<1	**16.2**	<1	<0.5	<0.5	<0.5	<0.5	**1.4**	<2	<0.5	<2	<0.5	<2	<0.5	<0.5	**2.7**	**5.4**	<0.5	<1	**3.7**	**1.3**	<1	**10.5**	**7.2**	**3.3**	<100	<100	<100	**109**
92501343	MW-17_20201020	MW-17	10/20/2020	<5	<0.5	<0.5	<0.5	<0.5	<0.5	<1	**8.9**	<1	<0.5	<0.5	<0.5	<0.5	**0.82**	<2	<0.5	<2	<0.5	<2	<0.5	<0.5	**1.2**	**2.1**	<0.5	<1	**2**	**0.71**	<1	**5.4**	**3.6**	**1.8**	<100	<100	<100	**152**
92508884	MW-17_20201201	MW-17	12/01/2020	**9.5**	<0.5	<0.5	<0.5	<0.5	<0.5	<1	**4.7**	<1	<0.5	<0.5	<0.5	<0.5	<0.5	<2	<0.5	<2	<0.5	<2	<0.5	<0.5	**0.61**	**0.80**	<0.5	<1	**1.1**	<0.5	<1	**2.57**	**1.8**	**0.77**	<100	<100	<100	<100
92515075	MW-17_20210106	MW-17	01/06/2021	**9.5**	<0.5	<0.5	<0.5	<0.5	<0.5	<1	**4**	<1	<0.5	<0.5	<0.5	<0.5	<0.5	<2	<0.5	<2	<0.5	<2	<0.5	<0.5	<0.5	<0.5	<0.5	<1	<0.5	<0.5	<1	<1.5	<1	<0.5	<100	<100	<100	<100
92521555	MW-17_20210210	MW-17	02/10/2021	<5	**0.73**	<0.5	<0.5	<0.5	<0.5	<1	**7.1**	<1	<0.5	<0.5	<0.5	<0.5	**1.1**	<2	<0.5	<2	<0.5	<2	<0.5	<0.5	**1.4**	**6.2**	<0.5	<1	**2**	**0.51**	<1	**6.3**	**4.3**	**2**	<100	<100	<100	<100
92526257	MW-17_20210308	MW-17	03/08/2021	<5	<0.5	<0.5	<0.5	<0.5	<0.5	<1	**5.3**	<1	<0.5	<0.5	<0.5	<0.5	<0.5	<2	<0.5	<2	<0.5	<2	<0.5	<0.5	**0.77**	<0.5	<0.5	<1	<0.5	<0.5	<1	<1.5	<1	<0.5	<100	<100	<100	<100
92531853	MW-17_20210407	MW-17	04/07/2021	<5	<0.5	<0.5	<0.5	<0.5	<0.5	<1	**2.7**	<1	<0.5	<0.5	<0.5	<0.5	<0.5	<2	<0.5	<2	<0.5	<2	<0.5	<0.5	**0.53**	<0.5	<0.5	<1	<0.5	<0.5	<1	<1.5	<1	<0.5	<50	<50	<50	<50
92537153	MW-17_20210505	MW-17	05/05/2021	<5	<0.5	<0.5	<0.5	<0.5	<0.5	<1	**2.7**	<1	<0.5	<0.5	<0.5	<0.5	<0.5	<2	<0.5	<2	<0.5	<2	<0.5	<0.5	**0.52**	<0.5	<0.5	<1	<0.5	<0.5	<1	<1	<1	<0.5	<50	<50	<50	<50
92541992	MW-17_20210602	MW-17	06/02/2021	<5	<0.5	<0.5	<0.5	<0.5	<0.5	<1	**2.9**	<1	<0.5	<0.5	<0.5	<0.5	<0.5	<2	<0.5	**2.6**	<0.5	<2	<0.5	<0.5	**0.51**	<0.5	<0.5	<1	<0.5	<0.5	<1	<1.5	<1	<0.5	<50	<50	<50	<50
92548170	MW-17_20210707	MW-17	07/07/2021	<5	<0.5	<0.5	<0.5	<0.5	<0.5	<1	**2.1**	<1	<0.5	<0.5	<0.5	<0.5	<0.5	<2	<0.5	<2	<0.5	<2	<0.5	<0.5	**0.49J**	<0.5	<0.5	<1	<0.5	<0.5	<1	<1.5	<1	<0.5	<50	<50	<50	<50
92553519	MW-17_20210804	MW-17	08/04/2021	<5	<0.5	<0.5	<0.5	<0.5	<0.5	<1	**3.1**	<1	<0.5	<0.5	<0.5	<0.5	<0.5	**3.8**	<0.5	<2	<0.5	<2	<0.5	<0.5	**0.69**	<0.5	<0.5	<1	<0.5	<0.5	<1	<1.5	<1	<0.5	<50	<50	<50	<50
92559334	MW-17_20210902	MW-17	09/02/2021	<5	<0.5	<0.5	<0.5	<0.5	<0.5	<1	**2.2**	<1	<0.5	<0.5	<0.5	<0.5	<0.5	<2	<0.5	<2	<0.5	<2	<0.5	<0.5	<0.5	<0.5	<0.5	<1	<0.5	<0.5	<1	<1.5	<1	<0.5	<50	<50	<50	<50
92564333	MW-17_20210930	MW-17	09/30/2021	<5.0	<0.5	<0.5	<0.5	<0.5	<0.5	<0.5	**2.0**	<0.6	<0.5	<0.5	<0.5	<0.5	<0.5	<0.6	<0.5	<5	<0.5	<0.5	<0.5	<0.5	**0.33J**	<0.5	<0.5	<0.5	<0.5	<0.5	<0.5	<1.5	<1	<0.5	<100	<100	<100	NA
92571046	MW-17_20211105	MW-17	11/05/2021	<5	<0.5	<0.5	<0.5	<0.5	<0.5	<1	**1.6**	<1	<0.5	<0.5	<0.5	<0.5	<0.5	<2	<0.5	<2	<0.5	<2	<0.5	<0.5	<0.5	<0.5	<0.5	<1	<0.5	<0.5	<1	<1.5	<1	<0.5	<50	<50	<50	<50
92575479	MW-17_20211202	MW-17	12/02/2021	<5	<0.5	<0.5	<0.5	<0.5	<0.5	<1	**1.8**	<1	<0.5	<0.5	<0.5	<0.5	<0.5	<2	<0.5	<2	<0.5	<2	<0.5	<0.5	<0.5	<0.5	<0.5	<1	<0.5	<0.5	<1	<1.5	<1	<0.5	<50	<50	<50	<50
92580903 92580955	MW-17_20220104	MW-17	01/04/2022	<5	<0.5	<0.5	<0.5	<0.5	<0.5	<1	**0.89**	<1	<0.5	<0.5	<0.5	<0.5	<0.5	<2	<0.5	<2	<0.5	<2	<0.5	<0.5	<0.5	<0.5	<0.5	<1	<0.5	<0.5	<1	<1.5	<1	<0.5	<50	<50	<50	<50
92585562	MW-17_20220201	MW-17	02/01/2022	<5	<0.5	<0.5	<0.5	<0.5	<0.5	<1	**0.51**	<1	<0.5	<0.5	<0.5	<0.5	<0.5	<2	<0.5	<2	<0.5	<2	<0.5	<0.5	<0.5	<0.5	<0.5	<1	<0.5	<0.5	<1	<1.5	<1	<0.5	<50	<50	<50	<50
92590778	MW-17_20220301	MW-17	03/01/2022	<5	<0.5	<0.5	<0.5	<0.5	<0.5	<1	**0.54**	<1	<0.5	<0.5	<0.5	<0.5	<0.5	<2	<0.5	<2	<0.5	<2	<0.5	<0.5	<0.5	<0.5	<0.5	<1	<0.5	<0.5	<1	<1.5	<1	<0.5	<50	<50	<50	<50
92494640	MW-18_20200909	MW-18	09/09/2020	<5	<0.5	<0.5	<0.5	<0.5	<0.5	<1	<0.5	<1	<0.5	<0.5	<0.5	<0.5	<0.5	<2	<0.5	<2	<0.5	<2	<0.5	<0.5	<0.5	<0.5	<0.5	<1	<0.5	<0.5	<1	<1.5	<1	<0.5	<100	<100	<100	<100
92501960	MW-18_20201023	MW-18	10/23/2020	**7.8**	<0.5	<0.5	<0.5	<0.5	<0.5	<1	<0.5	<1	<0.5	<0.5	<0.5	**5**	<0.5	<2	<0.5	<2	**1.4**	<2	<0.5	<0.5	<0.5	<0.5	<0.5	<1	<0.5	<0.5	<1	<1.5	<1	<0.5	<100	<100	<100	<100
92501960	DUP-3-20201023	MW-18	10/23/2020	<5	<0.5	<0.5	<0.5	<0.5	<0.5	<1	<0.5	<1	<0.5	<0.5	<0.5	**2.1**	<0.5	<2	<0.5	<2	**0.54**	<2	<0.5	<0.5	<0.5	<0.5	<0.5	<1	<0.5	<0.5	<1	<1.5	<1	<0.5	<100	<100	<100	<100
92508881	MW-18_20201201	MW-18	12/01/2020	**38.6**	**65.9**	<0.5	<0.5	<0.5	<0.5	<1	<0.5	<1	<0.5	<0.5	<0.5	**17.1**	**9.0**	<2	<0.5	<2	**4.9**	<2	<0.5	<0.5	<0.5	**160**	<0.5	<1	**2.5**	<0.5	<1	**44.6**	**26.4**	**18.2**	**987**	**155**	<100	**1,180**
92495905	MW-19_20200916	MW-19	09/16/2020	<5	**0.8**	<0.5	**3.3**	<0.5	<0.5	<1	**30.8**	<1	<0.5	**0.79**	<0.5	<0.5	<0.5	<2	<0.5	<2	<0.5	<2	<0.5	<0.5	**2.4**	**1.4**	<0.5	<1	<0.5	<0.5	<1	**0.53**	<1	**0.53**	<100	<100	<100	<100
92500605	MW-19_20201007	MW-19	10/07/2020	**7.8**	**0.9**	<0.5	<0.5	<0.5	<0.5	<1	**24.5**	<1	<0.5	<0.5	<0.5	<0.5	<0.5	<2	<0.5	<2	<0.5	<2	<0.5	<0.5	**2.6**	**1.9**	<0.5	<1	<0.5	<0.5	<1	<1.5	<1	<0.5	<100	<100	<100	<100
92501343	MW-19_20201020	MW-19	10/20/2020	**71.3**	<0.5	<0.5	<0.5	<0.5	<0.5	<1	**8.9**	<1	<0.5	<0.5	<0.5	**1.3**	<0.5	<2	<0.5	<2	<0.5	<2	<0.5	<0.5	**1.1**	<0.5	<0.5	<1	<0.5	<0.5	<1	<1.5	<1	<0.5	<100	<100	<100	<100
92509252	MW-19_20201202	MW-19	12/02/2020	**13.7**	<0.5	<0.5	**0.70**	<0.5	<0.5	<1	**10.2**	<1	<0.5	<0.5	<0.5	**1.2**	<0.5	<2	<0.5	<2	<0.5	<2	<0.5	<0.5	**1.4**	<0.5	<0.5	<1	<0.5	<0.5	<1	<1.5	<1	<0.5	<100	<100	<100	<100
92515075	MW-19_20210106	MW-19	01/06/2021	**115**	**171**	<0.5	<0.5	<0.5	<0.5	<1	**6.4**	<1	<0.5	<0.5	<0.5	**34.2**	**1.2**	<2	<0.5	<2	**10.5**	<2	<0.5	<0.5	**0.93**	**34**	<0.5	<1	**3.4**	<0.5	<1	**47.9**	**21.7**	**26.2**	**406**	<100	<100	**509**

Table 5A
Summary of Monitoring Well Sampling Results

Colonial Pipeline Company
2020-L1-SR2448
Huntersville, North Carolina

Lab Report Number	Sample ID	Well ID	Sample Date	Metals (µg/L)	VOCs (µg/L)																														MADEP VPH (µg/L)			
				Lead	Benzene	Bromochloromethane	Bromodichloromethane	n-Butylbenzene	sec-Butylbenzene	Chloroethane	Chloroform	Chloromethane	2-Chlorotoluene	Dibromochloromethane	1,2-Dichloroethane	Diisopropyl ether	Ethylbenzene	Hexachloro-1,3-butadiene	Isopropylbenzene (Cumene)	Methylene Chloride	Methyl-tert-butyl ether	Naphthalene	n-Propylbenzene	Styrene	Tetrachloroethene	Toluene	Trichloroethene	Trichlorofluoromethane	1,2,4-Trimethylbenzene	1,3,5-Trimethylbenzene	Vinyl chloride	Xylene (Total)	m&p-Xylene	o-Xylene	C5 - C8 Aliphatics	C9 - C12 Aliphatics	C9 - C10 Aromatics	VPH (Total)
			NCAC 2L Standards	**15**	**1**	**NE**	**0.6**	**70**	**70**	**3000**	**70**	**3**	**100**	**0.4**	**0.4**	**70**	**600**	**0.4**	**70**	**5**	**20**	**6**	**70**	**70**	**0.7**	**600**	**3**	**2000**	**400**	**400**	**0.03**	**500**	**500**	**500**	**400**	**700**	**200**	**NE**
			IMAC Standards	--	--	--	--	--	--	--	--	--	--	--	--	--	--	--	--	--	--	--	--	--	--	--	--	--	--	--	--	--	--	--	--	--	--	--
92521555	MW-19_20210210	MW-19	02/10/2021	<5	**658**	<2.5	<2.5	<2.5	<2.5	<5	**3**	<5	<2.5	<2.5	<2.5	**83**	**23.9**	<10	<2.5	<10	**28**	**33.2**	<2.5	<2.5	<2.5	**518**	<2.5	<5	**43.9**	<2.5	<1	**388**	**225**	**163**	**3,080**	**724**	**158**	**3,960**
92526257	MW-19_20210308	MW-19	03/08/2021	<5	**2,140**	<10	<10	<10	<10	<20	<10	<20	<10	<10	<10	**227**	**151**	<40	<10	<40	**65.7**	**155**	<10	<10	<10	**2,440**	<10	<20	**148**	<10	<20	**1,303**	**838**	**465**	**10,000**	**2,080**	**473**	**12,600**
92531225	MW-19_20210405	MW-19	04/05/2021	<5	**4,560**	<25	<25	<25	<25	<50	<25	<50	<25	<25	<25	**445**	**367**	<100	<25	<100	**120**	<100	<25	<25	<25	**7,000**	<25	<50	**297**	<25	<50	**3,040**	**1,980**	**1,060**	**47,300**	**7,550**	**744**	**54,854**
92536746	MW-19_20210504	MW-19	05/04/2021	<5	**4,330**	<25	<25	<25	<25	<50	<25	<50	<25	<25	<25	**346**	**358**	<100	<25	<100	**99.9**	**88.3J**	<25	<25	<25	**6,300**	<25	<50	**256**	<25	<50	**3,060**	**1,970**	**1,090**	**56,000**	**8,520**	<1,000	**64,500**
92541992	MW-19_20210602	MW-19	06/02/2021	<5	**3,400**	<12.5	<12.5	<12.5	<12.5	<25	<12.5	<25	<12.5	<12.5	<12.5	**354**	**238**	<50	<12.5	<50	**80.5**	**43.8J**	<12.5	<12.5	<12.5	**4,740**	<12.5	<25	**224**	<12.5	<25	**2,459**	**1,590**	**869**	**38,600**	**6,190**	**652**	**44,800**
92548170	MW-19_20210707	MW-19	07/07/2021	<5	**4,280**	<20	<20	<20	<20	<40	<20	<40	<20	<20	<20	**371**	**398**	<80	<20	<80	**76.9**	**68.5J**	<20	<20	<20	**5,750**	<20	<40	**289**	**68.9**	<40	**3,060**	**1,980**	**1,080**	**58,200**	**7,250**	<1,000	**66,300**
92553189	MW-19_20210803	MW-19	08/03/2021	<5	**4,090**	<20	<20	<20	<20	<40	<20	<40	<20	<20	<20	**306**	**445**	<80	<20	<80	**60.8**	**63.6J**	<20	<20	<20	**5,710**	<20	<40	**283**	<20	<40	**3,040**	**1,980**	**1,060**	**58,900**	**7,110**	<1,000	**66,900**
92558742	MW-19_20210831	MW-19	08/31/2021	<5	**5,270**	<50	<50	<50	<50	<100	<50	<100	<50	<50	<50	**287**	**864**	<200	<50	<200	**60.5**	**146J**	**57.6**	<50	<50	**10,500**	<50	<100	**471**	**104**	<100	**5,130**	**3,350**	**1,780**	**78,300**	**11,600**	**1,330**	**91,200**
92564485	MW-19_20211001	MW-19	10/01/2021	<5.0	**2,500**	<20	<20	<20	<20	<20	<20	<0.6	<20	<20	<20	**160**	**140**	<24	<20	<200	**42**	**48**	**7.2J**	<20	<20	**4,000**	<20	<20	**230**	**66**	<20	**2,680**	**1,700**	**980**	**12,000**	<1,000	**1,400**	NA
92570181	MW-19_20211102	MW-19	11/02/2021	<5	**4,220**	<25	<25	<25	<25	<50	<25	<50	<25	<25	<25	**278**	**559**	<100	<25	<100	**51.3**	**91.1J**	<25	<25	<25	**5,520**	<25	<50	**305**	<25	<50	**3,730**	**2,390**	**1,340**	**41,900**	**7,720**	**1,020**	**50,600**
92570181	DUP-2-20211102	MW-19	11/02/2021	<5	**4,440**	<25	<25	<25	<25	<50	<25	<50	<25	<25	<25	**283**	**607**	<100	<25	<100	**52.7**	**103.J**	**43.2J**	<25	<25	**6,080**	<25	<50	**322**	**90**	<50	**3,780**	**2,430**	**1,350**	**42,900**	**8,080**	**1,040**	**52,000**
92575206	MW-19_20211201	MW-19	12/01/2021	<5	**5,280**	<25	<25	<25	<25	<50	<25	<50	<25	<25	<25	**330**	**959**	<100	**27.6**	<100	**53.2**	**113**	**66.8**	<25	<25	**9,280**	<25	<50	**557**	**156**	<50	**6,020**	**3,920**	**2,100**	**62,000**	**11,800**	<2,500	**75,300**
92581193	MW-19_20220105	MW-19	01/05/2022	**0.19J**	**4,950**	<20	<20	<20	<20	<40	<20	<40	<20	<20	<20	**290**	**557**	<80	<20	<80	**52.4**	**91.6**	**18.2J**	<20	<20	**6,870**	<20	<40	**275**	<20	<40	**3,590**	**2,180**	**1,410**	**45,300**	**7,390**	**842**	**53,500**
92585562	MW-19_20220201	MW-19	02/01/2022	**9.3**	**6,580**	<50	<50	<50	<50	<100	<50	<100	<50	<50	<50	**308**	**1,450**	<200	**43.1J**	<200	**43.7J**	**314**	**120**	<50	<50	**13,300**	<50	<100	**884**	**215**	<100	**8,080**	**5,250**	**2,830**	**75,600**	**13,300**	**2,450**	**91,400**
92590778	MW-19_20220301	MW-19	03/01/2022	**37.7**	**6,260**	<50	<50	<50	<50	<100	<50	<100	<50	<50	<50	**249**	**1,340**	<200	**37.5J**	<200	<50	**244**	**89.8**	<50	<50	**14,400**	<50	<100	**800**	**207**	<100	**8,330**	**5,450**	**2,880**	**104,000**	**19,600**	**3,480**	**127,000**
92494640	MW-20_20200909	MW-20	09/09/2020	<5	<0.5	<0.5	<0.5	<0.5	<0.5	<1	**0.77**	<1	<0.5	<0.5	<0.5	<0.5	<0.5	<2	<0.5	<2	<0.5	<2	<0.5	<0.5	<0.5	<0.5	<0.5	<1	<0.5	<0.5	<1	<1.5	<1	<0.5	<100	<100	<100	<100
92501960	MW-20_20201023	MW-20	10/23/2020	**12.5**	<0.5	<0.5	<0.5	<0.5	<0.5	<1	**0.57**	<1	<0.5	<0.5	<0.5	<0.5	<0.5	<2	<0.5	<2	<0.5	<2	<0.5	<0.5	<0.5	<0.5	<0.5	<1	<0.5	<0.5	<1	<1.5	<1	<0.5	<100	<100	<100	<100
92508881	MW-20_20201201	MW-20	12/01/2020	**26.1**	<0.5	<0.5	<0.5	<0.5	<0.5	<1	**1.3**	<1	<0.5	<0.5	<0.5	<0.5	<0.5	<2	<0.5	<2	<0.5	<2	<0.5	<0.5	<0.5	<0.5	<0.5	<1	<0.5	<0.5	<1	<1.5	<1	<0.5	<100	<100	<100	<100
92514598	MW-20_20210104	MW-20	01/04/2021	**24.4**	<0.5	<0.5	<0.5	<0.5	<0.5	<1	**0.82**	<1	<0.5	<0.5	<0.5	<0.5	<0.5	<2	<0.5	<2	<0.5	<2	<0.5	<0.5	<0.5	**1.1**	<0.5	<1	**2.2**	<0.5	<1	**2.36**	**1.5**	**0.86**	<100	<100	<100	<100
92521555	MW-20_20210210	MW-20	02/10/2021	<5	<0.5	<0.5	<0.5	<0.5	<0.5	<1	**1.7**	<1	<0.5	<0.5	<0.5	<0.5	<0.5	<2	<0.5	<2	<0.5	<2	<0.5	<0.5	<0.5	<0.5	<0.5	<1	<0.5	<0.5	<5	<1.5	<1	<0.5	**192**	<100	<100	**253**
92521555	DUP-1-20210210	MW-20	02/10/2021	**7.8**	<0.5	<0.5	<0.5	<0.5	<0.5	<1	**1.8**	<1	<0.5	<0.5	<0.5	<0.5	<0.5	<2	<0.5	<2	<0.5	<2	<0.5	<0.5	<0.5	<0.5	<0.5	<1	<0.5	<0.5	<1	<1.5	<1	<0.5	<100	<100	<100	<100
92526977	MW-20_20210310	MW-20	03/10/2021	<5	<0.5	<0.5	<0.5	<0.5	<0.5	<1	**2.0**	<1	<0.5	<0.5	<0.5	<0.5	<0.5	<2	<0.5	<2	<0.5	<2	<0.5	<0.5	<0.5	<0.5	<0.5	<1	<0.5	<0.5	<1	<1.5	<1	<0.5	<100	<100	<100	<100
92530256	MW-20_20210407	MW-20	04/07/2021	<5	<0.5	<0.5	<0.5	<0.5	<0.5	<1	**2.1**	<1	<0.5	<0.5	<0.5	<0.5	<0.5	<2	<0.5	<2	<0.5	<2	<0.5	<0.5	<0.5	<0.5	<0.5	<1	<0.5	<0.5	<1	<1.5	<1	<0.5	<50	<50	<50	<50
92537489	MW-20_20210506	MW-20	05/06/2021	<5	<0.5	<0.5	**0.45J**	<0.5	<0.5	<1	**2.4**	<1	<0.5	<0.5	<0.5	<0.5	<0.5	<2	<0.5	<2	<0.5	<2	<0.5	<0.5	<0.5	<0.5	<0.5	<1	<0.5	<0.5	<1	<1.5	<1	<0.5	<50	<50	<50	<50
92542375	MW-20_20210603	MW-20	06/03/2021	<5	<0.5	<0.5	**0.52**	<0.5	<0.5	<1	**2.8**	<1	<0.5	<0.5	<0.5	<0.5	<0.5	<2	<0.5	<2	<0.5	<2	<0.5	<0.5	<0.5	<0.5	<0.5	<1	<0.5	<0.5	<1	<1.5	<1	<0.5	<50	<50	<50	<50
92548168	MW-20_20210707	MW-20	07/07/2021	<5	**0.81**	<0.5	**0.58**	<0.5	<0.5	<1	**3.3**	<1	<0.5	<0.5	<0.5	<0.5	**0.39J**	<2	<0.5	<2	<0.5	<2	<0.5	<0.5	<0.5	**0.81**	<0.5	<1	<0.5	<0.5	<1	**2.32**	**1.6**	**0.72**	<50	<50	<50	<50
92553563	MW-20_20210804	MW-20	08/04/2021	<5	<0.5	<0.5	**0.67**	<0.5	<0.5	<1	**3.7**	<1	<0.5	<0.5	<0.5	<0.5	<0.5	<2	<0.5	<2	<0.5	<2	<0.5	<0.5	<0.5	<0.5	<0.5	<1	<0.5	<0.5	<1	<1.5	<1	<0.5	<50	<50	<50	<50
92559014	MW-20_20210901	MW-20	09/01/2021	<5	<0.5	<0.5	**0.64**	<0.5	<0.5	<1	**3.7**	<1	<0.5	<0.5	<0.5	**0.53**	<0.5	<2	<0.5	<2	<0.5	<2	<0.5	<0.5	<0.5	<0.5	<0.5	<1	<0.5	<0.5	<1	<1.5	<1	<0.5	<50	<50	<50	<50
92563804	MW-20_20210928	MW-20	09/28/2021	<5	<0.5	<0.5	**0.67**	<0.5	<0.5	<0.5	**3.7**	<0.6	<0.5	<0.5	<0.5	**0.73**	<0.5	<0.6	<0.5	<5	<0.5	<0.5	<0.5	<0.5	<0.5	<0.5	<0.5	<0.5	<0.5	<0.5	<0.5	<1.5	<1	<0.5	<100	<100	<100	NA
92570483	MW-20_20211103	MW-20	11/03/2021	<5	<0.5	<0.5	**0.77**	<0.5	<0.5	<1	**4.2**	<1	<0.5	<0.5	<0.5	**0.64**	<0.5	<2	<0.5	<2	<0.5	<2	<0.5	<0.5	<0.5	<0.5	<0.5	<1	<0.5	<0.5	<1	<1.5	<1	<0.5	<50	<50	<50	<50
92575654	MW-20_20211202	MW-20	12/02/2021	<5	<0.5	<0.5	**0.85**	<0.5	<0.5	<1	**4.4**	<1	<0.5	<0.5	<0.5	**0.46J**	<0.5	<2	<0.5	<2	<0.5	<2	<0.5	<0.5	<0.5	<0.5	<0.5	<1	<0.5	<0.5	<1	<1.5	<1	<0.5	<50	<50	<50	<50
92583376	MW-20_20220106	MW-20	01/06/2022	**2.2J**	<0.5	<0.5	**0.84**	<0.5	<0.5	<1	**4.1**	<1	<0.5	<0.5	<0.5	**0.59**	<0.5	<2	<0.5	<2	<0.5	<2	<0.5	<0.5	<0.5	<0.5	<0.5	<1	<0.5	<0.5	<1	<1.5	<1	<0.5	<50	<50	<50	<50
92585559	MW-20_20220201	MW-20	02/01/2022	**16.0**	<0.5	<0.5	**0.66**	<0.5	<0.5	<1	**4.0**	<1	<0.5	<0.5	<0.5	**1.3**	<0.5	<2	<0.5	<2	<0.5	<2	<0.5	<0.5	<0.5	<0.5	<0.5	<1	<0.5	<0.5	<1	<1.5	<1	<0.5	<50	<50	<50	<50
92590784	MW-20_20220301	MW-20	03/01/2022	**37.9**	<0.5	<0.5	**0.81**	<0.5	<0.5	<1	**4.2**	<1	<0.5	<0.5	<0.5	**1.6**	<0.5	<2	<0.5	<2	<0.5	<2	<0.5	<0.5	<0.5	<0.5	<0.5	<1	<0.5	<0.5	<1	<1.5	<1	<0.5	<50	<50	<50	<50
92495905	MW-21_20200916	MW-21	09/16/2020	<5	<0.5	<0.5	<0.5	<0.5	<0.5	<1	**8**	<1	<0.5	<0.5	<0.5	**1.2**	<0.5	<2	<0.5	<2	<0.5	<2	<0.5	<0.5	**1.3**	<0.5	<0.5	<1	<0.5	<0.5	<1	<1.5	<1	<0.5	<100	<100	<100	<100
92501343	MW-21_20201020	MW-21	10/20/2020	**8.1**	**38**	<0.5	<0.5	<0.5	<0.5	<1	**5.8**	<1	<0.5	<0.5	<0.5	**12.2**	**2.2**	<2	<0.5	<2	**4.8**	<2	<0.5	<0.5	**0.93**	**44.9**	<0.5	<1	**2.3**	<0.5	<1	**21.9**	**14.2**	**7.7**	**187**	<100	<100	**251**
92508884	MW-21_20201201	MW-21	12/01/2020	**53.7**	**124**	<0.5	<0.5	<0.5	<0.5	<1	**4.5**	<1	<0.5	<0.5	<0.5	**31.1**	**3.6**	<2	<0.5	<2	**12.2**	<2	<0.5	<0.5	**0.82**	**46.8**	<0.5	<1	**7.7**	<0.5	<1	**66.9**	**42.7**	**24.2**	**466**	**121**	<100	**630**
92515075	MW-21_20210106	MW-21	01/06/2021	<5	**726**	<2.5	<2.5	<2.5	<2.5	<5	<2.5	<5	<2.5	<2.5	<2.5	**108**	**8**	<10	<2.5	<10	**50**	<10	<2.5	<2.5	<2.5	**96.1**	<2.5	<5	**28.9**	<2.5	<5	**196.5**	**128**	**68.5**	**2,210**	**456**	**122**	**2,790**
92521555	MW-21_20210210	MW-21	02/10/2021	<5	**1,030**	<5	<5	<5	<5	<10	<5	<10	<5	<5	<5	**130**	**18.7**	<20	<5	<20	**68.7**	**23.3**	<5	<5	<5	**524**	<5	<10	**65.4**	<5	<1	**512**	**330**	**182**	**4,710**	**991**	**269**	**5,970**
92526257	MW-21_20210308	MW-21	03/08/2021	<5	**1,470**	<5	<5	<5	<5	<10	<5	<10	<5	<5	<5	**192**	**20.7**	<20	<5	<20	**92.3**	**20.9**	<5	<5	<5	**156**	<5	<10	**47.7**	<5	<10	**298.4**	**207**	**91.4**	**4,420**	**480**	**236**	**5,140**
92531585	MW-21_20210406	MW-21	04/06/2021	<5	<0.5	<0.5	<0.5	<0.5	<0.5	<1	**1.3**	<1	<0.5	<0.5	<0.5	**29.2**	<0.5	<2	<0.5	<2	**11.1**	<2	<0.5	<0.5	<0.5	<0.5	<0.5	<1	<0.5	<0.5	<1	<1.5	<1	<0.5	<50	<50	**72.6**	**72.6**
92537153	MW-21_20210505	MW-21	05/05/2021	<5	**720**	<2.5	<2.5	<2.5	<2.5	<5	<2.5	<5	<2.5	<2.5	<2.5	**105**	**4.7**	<10	<2.5	<10	**53.9**	**9.3J**	<2.5	<2.5	<2.5	**33.8**	<2.5	<5	**13.5**	<2.5	<5	**72.2**	**72.2**	**34**	**4,670**	**337**	**64.8**	**5,010**
92542352	MW-21_20210603	MW-21	06/03/2021	<5	**1,780**	<6.2	<6.2	<6.2	<6.2	<12.5	<6.2	<12.5	<6.2	<6.2	<6.2	**249**	**8.5**	<25	<6.2	<25	**117**	**43.7**	<6.2	<6.2	<6.2	**90.9**	<6.2	<12.5	**32.6**	<6.2	<12.5	**265.3**	**174**	**91.3**	**10,500**	**714**	<125	**11,200**
92548170	MW-21_20210707	MW-21	07/07/2021	<5	**1,490**	<6.2	<6.2	<6.2	<6.2	<12.5	<6.2	<12.5	<6.2	<6.2	<6.2	**181**	**6.1J**	<25	<6.2	<25	**87**	**22.2J**	<6.2	<6.2	<6.2	**68.8**	<6.2	<12.5	**26.4**	<6.2	<12.5	**260.9**	**161**	**99.9**	**9,300**	**611**	<200	**10,000**
92553189	MW-21_20210803	MW-21	08/03/2021	<5	**154**	<0.5	<0.5	<0.5	<0.5	<1	<0.5	<1	<0.5	<0.5	<0.5	**35.3**	<0.5	<2	<0.5	<2	**14.9**	**1.4J**	<0.5	<0.5	<0.5	**2.2**	<0.5	<1	**2.3**	**0.95**	<1	**13.9**	**4.8**	**9.1**	**1,050**	<50	<50	**1,080**
92558742	MW-21_20210831	MW-21	08/31/2021	<5	**0.81**	<0.5	<0.5	<0.5	<0.5	<1	<0.5	<1	<0.5	<0.5	<0.5	**2.9**	<0.5	<2	<0.5	<2	**0.71**	<2	<0.5	<0.5	<0.5	**1.7**	<0.5	<1	<0.5	<0.5	<1	<1.5	<1	<0.5	<50	<50	<50	<50
92564485	MW-21_20211001	MW-21	10/01/2021	<5.0	**620**	<5	<5	<5	<5	<5	<5	<0.6	<5	<5	<5	**62**	**2.4J**	<6	**2.0J**	<50	**41**	**6.8**	**1.4J**	<5	<5	**14**	<5	<5	**2.2J**	**1.0J**	<5	**32**	**14**	**18**	**1,400**	<200	<200	NA
92570181	MW-21_20211102	MW-21	11/02/2021	<5	**10.2**	<0.5	<0.5	<0.5	<0.5	<1	<0.5	<1	<0.5	<0.5	<0.5	**4**	**0.34J**	<2	<0.5	<2	**0.64**	<2	<0.5	<0.5	<0.5	**5.1**	<0.5	<1	**1.0**	<0.5	<1	**6.3**	**2.4**	**3.9**	**63.7**	<50	<50	**82.5**
92575206	MW-21_20211201	MW-21	12/01/2021	<5	**66.9**	<0.5	<0.5	<0.5	<0.5	<1	<0.5	<1	<0.5	<0.5	<0.5	**9**	**2.2**	<2	<0.5	<2	**1.8**	**1.3J**	<0.5	<0.5	<0.5	**31**	<0.5	<1	**9.7**	**2.9**	<1	**49**	**18.7**	**30.3**	**396**	**101**	<50	**519**
92580930 92580955	MW-21_20220104	MW-21	01/04/2022	<5	**18.4**	<0.5	<0.5	<0.5	<0.5	<1	<0.5	<1	<0.5	<0.5	<0.5	**3**	**1.3**	<2	<0.5	<2	**0.66**	**0.79J**	<0.5	<0.5	<0.5	**16.2**	<0.5	<1	**4.9**	**1.1**	<1	**19.6**	**7.7**	**11.9**	**127**	<50	<50	**176**

Table 5A
Summary of Monitoring Well Sampling Results

Colonial Pipeline Company
2020-L1-SR2448
Huntersville, North Carolina

Lab Report Number	Sample ID	Well ID	Sample Date	Metals (µg/L)	VOCs (µg/L)																														MADEP VPH (µg/L)			
				Lead	Benzene	Bromochloromethane	Bromodichloromethane	n-Butylbenzene	sec-Butylbenzene	Chloroethane	Chloroform	Chloromethane	2-Chlorotoluene	Dibromochloromethane	1,2-Dichloroethane	Diisopropyl ether	Ethylbenzene	Hexachloro-1,3-butadiene	Isopropylbenzene (Cumene)	Methylene Chloride	Methyl-tert-butyl ether	Naphthalene	n-Propylbenzene	Styrene	Tetrachloroethene	Toluene	Trichloroethene	Trichlorofluoromethane	1,2,4-Trimethylbenzene	1,3,5-Trimethylbenzene	Vinyl chloride	Xylene (Total)	m&p-Xylene	o-Xylene	C5 - C8 Aliphatics	C9 - C12 Aliphatics	C9 - C10 Aromatics	VPH (Total)
			NCAC 2L Standards	**15**	**1**	**NE**	**0.6**	**70**	**70**	**3000**	**70**	**3**	**100**	**0.4**	**0.4**	**70**	**600**	**0.4**	**70**	**5**	**20**	**6**	**70**	**70**	**0.7**	**600**	**3**	**2000**	**400**	**400**	**0.03**	**500**	**500**	**500**	**400**	**700**	**200**	**NE**
			IMAC Standards	--	--	--	--	--	--	--	--	--	--	--	--	--	--	--	--	--	--	--	--	--	--	--	--	--	--	--	--	--	--	--	--	--	--	--
92585562	MW-21_20220201	MW-21	02/01/2022	<5	**43.3**	<0.5	<0.5	<0.5	<0.5	<1	<0.5	<1	<0.5	<0.5	<0.5	**9.5**	**2.9**	<2	<0.5	<2	**3.7**	**1.1J**	**0.43J**	<0.5	<0.5	**21.9**	<0.5	<1	**4.7**	**1.3**	<1	**20.1**	**8.5**	**11.6**	**430**	**53.7**	<50	**505**
92590778	MW-21_20220301	MW-21	03/01/2022	**0.14J**	<0.5	<0.5	<0.5	<0.5	<0.5	<1	<0.5	<1	<0.5	<0.5	<0.5	<0.5	<0.5	<2	<0.5	<2	<0.5	<2	<0.5	<0.5	<0.5	<0.5	<0.5	<1	<0.5	<0.5	<1	<1.5	<1	<0.5	<50	<50	<50	<50
92494640	MW-22_20200909	MW-22	09/09/2020	<5	**14.5**	<0.5	<0.5	<0.5	<0.5	<1	<0.5	<1	<0.5	<0.5	<0.5	**4.4**	<0.5	<2	<0.5	<2	<0.5	<2	<0.5	<0.5	<0.5	<0.5	<0.5	<1	<0.5	<0.5	<1	**3.2**	<1	**3.2**	<100	<100	<100	<100
92500608	MW-22_20201007	MW-22	10/07/2020	**9.4**	<0.5	<0.5	<0.5	<0.5	<0.5	<1	<0.5	<1	<0.5	<0.5	<0.5	**1.8**	<0.5	<2	<0.5	<2	<0.5	<2	<0.5	<0.5	<0.5	<0.5	<0.5	<1	<0.5	<0.5	<1	<1.5	<1	<0.5	<100	<100	<100	<100
92501860	MW-22_20201022	MW-22	10/22/2020	<5	<0.5	<0.5	<0.5	<0.5	<0.5	<1	<0.5	<1	<0.5	<0.5	<0.5	**1.6**	<0.5	<2	<0.5	<2	<0.5	<2	<0.5	<0.5	<0.5	**0.5**	<0.5	<1	<0.5	<0.5	<1	<1.5	<1	<0.5	<100	<100	<100	<100
92496816	MW-23_20200920	MW-23	09/20/2020	<5	<0.5	<0.5	**6.1**	<0.5	<0.5	<1	**36.9**	<1	<0.5	**1.5**	<0.5	<0.5	<0.5	<2	<0.5	<2	<0.5	<2	<0.5	<0.5	<0.5	<0.5	<0.5	<1	<0.5	<0.5	<1	<1.5	<1	<0.5	<100	<100	<100	<100
92531585	MW-23_20210406	MW-23	04/06/2021	<5	<0.5	<0.5	<0.5	<0.5	<0.5	<1	<0.5	<1	<0.5	<0.5	<0.5	<0.5	<0.5	<2	<0.5	<2	<0.5	<2	<0.5	<0.5	<0.5	<0.5	<0.5	<1	<0.5	<0.5	<1	<1.5	<1	<0.5	<50	<50	<50	<50
92500605	MW-23R_20201007	MW-23	10/07/2020	**32.2**	<0.5	<0.5	**0.56**	<0.5	<0.5	<1	**3.2**	<1	<0.5	<0.5	<0.5	<0.5	<0.5	<2	<0.5	<2	<0.5	<2	<0.5	<0.5	<0.5	<0.5	<0.5	<1	<0.5	<0.5	<1	<1.5	<1	<0.5	<100	<100	<100	<100
92501343	MW-23R_20201020	MW-23	10/20/2020	**94.4**	<0.5	<0.5	<0.5	<0.5	<0.5	<1	**1.7**	<1	<0.5	<0.5	<0.5	<0.5	<0.5	<2	<0.5	<2	<0.5	<2	<0.5	<0.5	<0.5	<0.5	<0.5	<1	<0.5	<0.5	<1	<1.5	<1	<0.5	<100	<100	<100	<100
92508884	MW-23_20201201	MW-23	12/01/2020	**24.7**	<0.5	<0.5	<0.5	<0.5	<0.5	<1	**0.97**	<1	<0.5	<0.5	<0.5	<0.5	<0.5	<2	<0.5	<2	<0.5	<2	<0.5	<0.5	<0.5	<0.5	<0.5	<1	<0.5	<0.5	<1	<1.5	<1	<0.5	<100	<100	<100	<100
92515075	MW-23_20210106	MW-23	01/06/2021	**85.1**	<0.5	<0.5	<0.5	<0.5	<0.5	<1	**0.61**	<1	<0.5	<0.5	<0.5	<0.5	<0.5	<2	<0.5	<2	<0.5	<2	<0.5	<0.5	<0.5	<0.5	<0.5	<1	<0.5	<0.5	<1	<1.5	<1	<0.5	<100	<100	<100	<100
92521555	MW-23_20210210	MW-23	02/10/2021	<5	<0.5	<0.5	<0.5	<0.5	<0.5	<1	<0.5	<1	<0.5	<0.5	<0.5	<0.5	<0.5	<2	<0.5	<2	<0.5	<2	<0.5	<0.5	<0.5	<0.5	<0.5	<1	<0.5	<0.5	<10	<1.5	<1	<0.5	<100	<100	<100	<100
92526257	MW-23_20210308	MW-23	03/08/2021	<5	<0.5	<0.5	<0.5	<0.5	<0.5	<1	<0.5	<1	<0.5	<0.5	<0.5	<0.5	<0.5	<2	<0.5	<2	<0.5	<2	<0.5	<0.5	<0.5	<0.5	<0.5	<1	<0.5	<0.5	<1	<1.5	<1	<0.5	<100	<100	<100	<100
92537153	MW-23_20210505	MW-23	05/05/2021	<5	<0.5	<0.5	<0.5	<0.5	<0.5	<1	<0.5	<1	<0.5	<0.5	<0.5	<0.5	<0.5	<2	<0.5	<2	<0.5	<2	<0.5	<0.5	<0.5	<0.5	<0.5	<1	<0.5	<0.5	<1	<1	<1	<0.5	<50	<50	<50	<50
92542352	MW-23_20210603	MW-23	06/03/2021	<5	<0.5	<0.5	<0.5	<0.5	<0.5	<1	<0.5	<1	<0.5	<0.5	<0.5	<0.5	<0.5	<2	<0.5	<2	<0.5	<2	<0.5	<0.5	<0.5	<0.5	<0.5	<1	<0.5	<0.5	<1	<1.5	<1	<0.5	<50	<50	<50	<50
92548170	MW-23_20210707	MW-23	07/07/2021	<5	<0.5	<0.5	<0.5	<0.5	<0.5	<1	<0.5	<1	<0.5	<0.5	<0.5	<0.5	<0.5	<2	<0.5	<2	<0.5	<2	<0.5	<0.5	<0.5	<0.5	<0.5	<1	<0.5	<0.5	<1	<1.5	<1	<0.5	<50	<50	<50	<50
92553189	MW-23_20210803	MW-23	08/03/2021	<5	<0.5	<0.5	<0.5	<0.5	<0.5	<1	<0.5	<1	<0.5	<0.5	<0.5	<0.5	<0.5	<2	<0.5	<2	<0.5	<2	<0.5	<0.5	<0.5	<0.5	<0.5	<1	<0.5	<0.5	<1	<1.5	<1	<0.5	<50	<50	<50	<50
92559332	MW-23_20210902	MW-23	09/02/2021	<5	<0.5	<0.5	<0.5	<0.5	<0.5	<1	<0.5	<1	<0.5	<0.5	<0.5	<0.5	<0.5	<2	<0.5	<2	<0.5	<2	<0.5	<0.5	<0.5	<0.5	<0.5	<1	<0.5	<0.5	<1	<1.5	<1	<0.5	<50	<50	<50	<50
92564485	MW-23_20211001	MW-23	10/01/2021	<5.0	<0.5	<0.5	<0.5	<0.5	<0.5	<0.5	<0.5	<0.6	<0.5	<0.5	<0.5	<0.5	<0.5	<0.6	<0.5	<5	<0.5	<0.5	<0.5	<0.5	<0.5	<0.5	<0.5	<0.5	<0.5	<0.5	<0.5	<1.5	<1	<0.5	<100	<100	<100	NA
92564485	DUP-1-20211001	MW-23	10/01/2021	<5	<0.5	<0.5	<0.5	<0.5	<0.5	<0.5	<0.5	<0.6	<0.5	<0.5	<0.5	<0.5	<0.5	<0.6	<0.5	<5	<0.5	<0.5	<0.5	<0.5	<0.5	<0.5	<0.5	<0.5	<0.5	<0.5	<0.5	<1.5	<1	<0.5	<100	<100	<100	NA
92570181	MW-23_20211102	MW-23	11/02/2021	<5	<0.5	<0.5	<0.5	<0.5	<0.5	<1	<0.5	<1	<0.5	<0.5	<0.5	<0.5	<0.5	<2	<0.5	<2	<0.5	<2	<0.5	<0.5	<0.5	<0.5	<0.5	<1	<0.5	<0.5	<1	<1.5	<1	<0.5	<50	<50	<50	<50
92575206	MW-23_20211201	MW-23	12/01/2021	<5	<0.5	<0.5	<0.5	<0.5	<0.5	<1	<0.5	<1	<0.5	<0.5	<0.5	<0.5	<0.5	<2	<0.5	<2	<0.5	<2	<0.5	<0.5	<0.5	<0.5	<0.5	<1	<0.5	<0.5	<1	<1.5	<1	<0.5	<50	<50	<50	<50
92581193	MW-23_20220105	MW-23	01/05/2022	**0.75J**	**0.59**	<0.5	<0.5	<0.5	<0.5	<1	<0.5	<1	<0.5	<0.5	<0.5	<0.5	<0.5	<2	<0.5	<2	<0.5	<2	<0.5	<0.5	<0.5	**1.9**	<0.5	<1	<0.5	<0.5	<1	**0.47J**	<1	**0.47J**	<50	<50	<50	<50
92585562	MW-23_20220201	MW-23	02/01/2022	<5	<0.5	<0.5	<0.5	<0.5	<0.5	<1	<0.5	<1	<0.5	<0.5	<0.5	<0.5	<0.5	<2	<0.5	<2	<0.5	<2	<0.5	<0.5	<0.5	<0.5	<0.5	<1	<0.5	<0.5	<1	<1.5	<1	<0.5	<50	<50	<50	<50
92590778	MW-23_20220301	MW-23	03/01/2022	**0.28J**	<0.5	<0.5	<0.5	<0.5	<0.5	<1	<0.5	<1	<0.5	<0.5	<0.5	<0.5	<0.5	<2	<0.5	<2	<0.5	<2	<0.5	<0.5	<0.5	<0.5	<0.5	<1	<0.5	<0.5	<1	<1.5	<1	<0.5	<50	<50	<50	<50
92495103	MW-25_20200911	MW-25	09/11/2020	<10	<0.5	<0.5	<0.5	<0.5	<0.5	<1	<0.5	<1	<0.5	<0.5	<0.5	<0.5	<0.5	<2	<0.5	<2	<0.5	<2	<0.5	<0.5	<0.5	<0.5	<0.5	<1	<0.5	<0.5	<1	<1.5	<1	<0.5	<100	<100	<100	<100
92501960	MW-25_20201023	MW-25	10/23/2020	**97.9**	<0.5	<0.5	<0.5	<0.5	<0.5	<1	<0.5	<1	<0.5	<0.5	<0.5	<0.5	<0.5	<2	<0.5	<2	<0.5	<2	<0.5	<0.5	<0.5	<0.5	<0.5	<1	<0.5	<0.5	<1	<1.5	<1	<0.5	<100	<100	<100	<100
92508881	MW-25_20201201	MW-25	12/01/2020	**142**	<0.5	<0.5	<0.5	<0.5	<0.5	<1	<0.5	<1	<0.5	<0.5	<0.5	<0.5	<0.5	<2	<0.5	<2	<0.5	<2	<0.5	<0.5	<0.5	<0.5	<0.5	<1	<0.5	<0.5	<1	<1.5	<1	<0.5	<100	<100	<100	<100
92514598	MW-25_20210104	MW-25	01/04/2021	**160**	<0.5	<0.5	<0.5	<0.5	<0.5	<1	<0.5	<1	<0.5	<0.5	<0.5	<0.5	<0.5	<2	<0.5	<2	<0.5	<2	<0.5	<0.5	<0.5	<0.5	<0.5	<1	<0.5	<0.5	<1	<1.5	<1	<0.5	<100	<100	<100	<100
92521237	MW-25_20210209	MW-25	02/09/2021	<5	<0.5	<0.5	<0.5	<0.5	<0.5	<1	**0.99**	<1	<0.5	<0.5	<0.5	<0.5	<0.5	<2	<0.5	<2	<0.5	<2	<0.5	<0.5	<0.5	<0.5	<0.5	<1	<0.5	<0.5	<1	<1.5	<1	<0.5	<100	<100	<100	<100
92526977	MW-25_20210310	MW-25	03/10/2021	**11.4**	<0.5	<0.5	<0.5	<0.5	<0.5	<1	**1.5**	<1	<0.5	<0.5	<0.5	<0.5	<0.5	<2	<0.5	<2	<0.5	<2	<0.5	<0.5	<0.5	<0.5	<0.5	<1	<0.5	<0.5	<1	<1.5	<1	<0.5	<100	<100	<100	<100
92532417	MW-25_20210408	MW-25	04/08/2021	**10.1**	<0.5	<0.5	<0.5	<0.5	<0.5	<1	**1.4**	<1	<0.5	<0.5	<0.5	<0.5	<0.5	<2	<0.5	<2	<0.5	<2	<0.5	<0.5	<0.5	<0.5	<0.5	<1	<0.5	<0.5	<1	<1.5	<1	<0.5	<50	<50	<50	<50
92537489	MW-25_20210506	MW-25	05/06/2021	<5	<0.5	<0.5	<0.5	<0.5	<0.5	<1	**1.3**	<1	<0.5	<0.5	<0.5	<0.5	<0.5	<2	<0.5	<2	<0.5	<2	<0.5	<0.5	<0.5	<0.5	<0.5	<1	<0.5	<0.5	<1	<1.5	<1	<0.5	<50	<50	<50	<50
92542375	MW-25_20210603	MW-25	06/03/2021	<5	<0.5	<0.5	**0.32J**	<0.5	<0.5	<1	<0.5	<1	<0.5	<0.5	<0.5	<0.5	<0.5	<2	<0.5	<2	<0.5	<2	<0.5	<0.5	<0.5	<0.5	<0.5	<1	<0.5	<0.5	<1	<1.5	<1	<0.5	<50	<50	<50	<50
92548787	MW-25_20210709	MW-25	07/09/2021	<5	**3.9**	<0.5	**0.33J**	<0.5	<0.5	<1	**1.9**	<1	<0.5	<0.5	<0.5	**0.73**	<0.5	<2	<0.5	<2	<0.5	<2	<0.5	<0.5	<0.5	**1.2**	<0.5	<1	**0.59**	<0.5	<1	**7.5**	**5.0**	**2.5**	<50	<50	<50	<50
92553563	MW-25_20210804	MW-25	08/04/2021	**25.6**	**9.7**	<0.5	**0.54J**	<0.5	<0.5	<1	**2.5**	<1	<0.5	<0.5	<0.5	**3.1**	<0.5	<2	<0.5	<2	<0.5	<2	<0.5	<0.5	<0.5	**9.3**	<0.5	<1	<0.5	<0.5	<1	**9.8**	**5.3**	**4.5**	**136**	<50	<50	**166**
92559360	MW-25_20210902	MW-25	09/02/2021	<5	**95.9**	<0.5	<0.5	<0.5	<0.5	<1	**2.3**	<1	<0.5	<0.5	<0.5	**5.8**	**8.7**	<2	**1.2**	<2	<0.5	**5.5**	**1.8**	<0.5	<0.5	**172**	<0.5	<1	**24.7**	<0.5	<1	**239.8**	**157**	**82.8**	**1,840**	**535**	**69.4**	**2,450**
92564084	MW-25_20210929	MW-25	09/29/2021	<5.0	**66**	<0.5	**0.55**	**0.14J**	**0.12J**	<0.5	**2.2**	<2	<0.5	<0.5	<0.5	**5.3**	**1.4**	<0.6	**1.3**	<5	**0.24J**	**4.1**	**1.4**	**0.10J**	<0.5	**130**	<0.5	<0.5	**21**	**6.1**	<0.5	**224**	**140**	**84**	**690**	<100	**120**	NA
92570483	MW-25_20211103	MW-25	11/03/2021	**20.4**	**151**	<0.5	**0.39J**	<0.5	<0.5	<1	**2.4**	<1	<0.5	<0.5	<0.5	**15.6**	**6.1**	<2	**1.2**	<2	**0.69**	**4.3**	**1.7**	<0.5	<0.5	**177**	<0.5	<1	**22.2**	**6.1**	<1	**228.1**	**142**	**86.1**	**1,720**	**450**	**65.1**	**2,230**
92575462	MW-25_20211201	MW-25	12/01/2021	<5	**208**	<1	<1	<1	<1	<2	**2.2**	**1.8J**	<1	<1	<1	**14.6**	**9.1**	<4	**1.4**	<4	<1	**7.2**	<1	<1	<1	**255**	<1	<2	**26.9**	<1	<2	**276**	**164**	**112**	**2,440**	**552**	**81.9**	**3,080**
92583209	MW-25_20220105	MW-25	01/05/2022	**9.5**	**814**	<5	<5	<5	<5	<10	<5	<10	<5	<5	<5	**67.3**	**21.1**	<20	**4.4J**	<20	<5	**25.9**	**7.2**	<5	<5	**911**	<5	<10	**87.2**	**26.3**	<10	**1,067**	**661**	**406**	**11,600**	**2,360**	**284**	**14,300**
92494640	MW-26_20200909	MW-26	09/09/2020	<5	**7.7**	<0.5	<0.5	<0.5	<0.5	<1	<0.5	<1	<0.5	<0.5	<0.5	**1.3**	**1.8**	<2	<0.5	<2	<0.5	<2	<0.5	<0.5	<0.5	**22.6**	<0.5	<1	**0.69**	<0.5	<1	**9.5**	**6.4**	**3.1**	<100	<100	<100	**114**
92494640	MW-27_20200909	MW-27	09/09/2020	<5	<0.5	<0.5	<0.5	<0.5	<0.5	<1	<0.5	<1	<0.5	<0.5	<0.5	<0.5	<0.5	<2	<0.5	<2	<0.5	<2	<0.5	<0.5	<0.5	<0.5	<0.5	<1	<0.5	<0.5	<1	<1.5	<1	<0.5	<100	<100	<100	<100
92501860	MW-27_20201022	MW-27	10/22/2020	**18.4**	<0.5	<0.5	<0.5	<0.5	<0.5	<1	<0.5	<1	<0.5	<0.5	<0.5	<0.5	<0.5	<2	<0.5	<2	<0.5	<2	<0.5	<0.5	<0.5	<0.5	<0.5	<1	<0.5	<0.5	<1	<1.5	<1	<0.5	<100	<100	<100	<100
92508536	MW-27_20201130	MW-27	11/30/2020	**24.8**	<0.5	<0.5	<0.5	<0.5	<0.5	<1	<0.5	<1	<0.5	<0.5	<0.5	<0.5	<0.5	<2	<0.5	<2	<0.5	<2	<0.5	<0.5	<0.5	<0.5	<0.5	<1	<0.5	<0.5	<1	<1.5	<1	<0.5	<100	<100	<100	<100
92514598	MW-27_20210104	MW-27	01/04/2021	**35.1**	<0.5	<0.5	<0.5	<0.5	<0.5	<1	<0.5	<1	<0.5	<0.5	<0.5	<0.5	<0.5	<2	<0.5	<2	<0.5	<2	<0.5	<0.5	<0.5	<0.5	<0.5	<1	<0.5	<0.5	<1	<1.5	<1	<0.5	<100	<100	<100	<100
92521237	MW-27_20210209	MW-27	02/09/2021	<5	<0.5	<0.5	<0.5	<0.5	<0.5	<1	<0.5	<1	<0.5	<0.5	<0.5	<0.5	<0.5	<2	<0.5	<2	<0.5	<2	<0.5	<0.5	<0.5	<0.5	<0.5	<1	<0.5	<0.5	<1	<1.5	<1	<0.5	<100	<100	<100	<100
92526977	MW-27_20210310	MW-27	03/10/2021	<5	<0.5	<0.5	<0.5	<0.5	<0.5	<1	<0.5	<1	<0.5	<0.5	<0.5	<0.5	<0.5	<2	<0.5	<2	<0.5	<2	<0.5	<0.5	<0.5	<0.5	<0.5	<1	<0.5	<0.5	<1	<1.5	<1	<0.5	<100	<100	<100	<100
92532417	MW-27_20210408	MW-27	04/08/2021	<5	<0.5	<0.5	<0.5	<0.5	<0.5	<1	<0.5	<1	<0.5	<0.5	<0.5	<0.5	<0.5	<2	<0.5	<2	<0.5	<2	<0.5	<0.5	<0.5	<0.5	<0.5	<1	<0.5	<0.5	<1	<1.5	<1	<0.5	<50	<50	<50	<50
92537489	MW-27_20210506	MW-27	05/06/2021	<5	<0.5	<0.5	<0.5	<0.5	<0.5	<1	<0.5	<1	<0.5	<0.5	<0.5	<0.5	<0.5	<2	<0.5	<2	<0.5	<2	<0.5	<0.5	<0.5	<0.5	<0.5	<1	<0.5	<0.5	<1	<1.5	<1	<0.5	<50	<50	<50	<50
92542375	MW-27_20210603	MW-27	06/03/2021	<5	<0.5	<0.5	<0.5	<0.5	<0.5	<1	<0.5	<1	<0.5	<0.5	<0.5	<0.5	<0.5	<2	<0.5	<2	<0.5	<2	<0.5	<0.5	<0.5	<0.5	<0.5	<1	<0.5	<0.5	<1	<1.5	<1	<0.5	<50	<50	<50	<50

Table 5A
Summary of Monitoring Well Sampling Results

Colonial Pipeline Company
2020-L1-SR2448
Huntersville, North Carolina

Lab Report Number	Sample ID	Well ID	Sample Date	Metals (µg/L)	VOCs (µg/L)																														MADEP VPH (µg/L)			
				Lead	Benzene	Bromochloromethane	Bromodichloromethane	n-Butylbenzene	sec-Butylbenzene	Chloroethane	Chloroform	Chloromethane	2-Chlorotoluene	Dibromochloromethane	1,2-Dichloroethane	Diisopropyl ether	Ethylbenzene	Hexachloro-1,3-butadiene	Isopropylbenzene (Cumene)	Methylene Chloride	Methyl-tert-butyl ether	Naphthalene	n-Propylbenzene	Styrene	Tetrachloroethene	Toluene	Trichloroethene	Trichlorofluoromethane	1,2,4-Trimethylbenzene	1,3,5-Trimethylbenzene	Vinyl chloride	Xylene (Total)	m&p-Xylene	o-Xylene	C5 - C8 Aliphatics	C9 - C12 Aliphatics	C9 - C10 Aromatics	VPH (Total)
			NCAC 2L Standards	**15**	**1**	**NE**	**0.6**	**70**	**70**	**3000**	**70**	**3**	**100**	**0.4**	**0.4**	**70**	**600**	**0.4**	**70**	**5**	**20**	**6**	**70**	**70**	**0.7**	**600**	**3**	**2000**	**400**	**400**	**0.03**	**500**	**500**	**500**	**400**	**700**	**200**	**NE**
			IMAC Standards	--	--	--	--	--	--	--	--	--	--	--	--	--	--	--	--	--	--	--	--	--	--	--	--	--	--	--	--	--	--	--	--	--	--	--
92548527	MW-27_20210708	MW-27	07/08/2021	<5	<0.5	<0.5	<0.5	<0.5	<0.5	<1	<0.5	<1	<0.5	<0.5	<0.5	<0.5	<0.5	<2	<0.5	<2	<0.5	<2	<0.5	<0.5	<0.5	<0.5	<0.5	<1	<0.5	<0.5	<1	<1.5	<1	<0.5	<50	<50	<50	<50
92554137	MW-27_20210805	MW-27	08/05/2021	<5	<0.5	<0.5	<0.5	<0.5	<0.5	<1	<0.5	<1	<0.5	<0.5	<0.5	<0.5	<0.5	<2	<0.5	<2	<0.5	<2	<0.5	<0.5	<0.5	<0.5	<0.5	<1	<0.5	<0.5	<1	<1.5	<1	<0.5	<50	<50	<50	<50
92559014	MW-27_20210901	MW-27	09/01/2021	<5	<0.5	<0.5	<0.5	<0.5	<0.5	<1	<0.5	<1	<0.5	<0.5	<0.5	<0.5	<0.5	<2	<0.5	<2	<0.5	<2	<0.5	<0.5	<0.5	<0.5	<0.5	<1	<0.5	<0.5	<1	<1.5	<1	<0.5	<50	<50	<50	<50
92563487	MW-27_20210927	MW-27	09/27/2021	<5	<0.5	<0.5	<0.5	<0.5	<0.5	<0.5	<0.5	<1	<0.5	<0.5	<0.5	<0.5	<0.5	<0.6	<0.5	<5	<0.5	<0.5	<0.5	<0.5	<0.5	<0.5	<0.5	<0.5	<0.5	<0.5	<0.5	<1.5	<1	<0.5	<100	<100	<100	NA
92570483	MW-27_20211103	MW-27	11/03/2021	**5.0**	<0.5	<0.5	<0.5	<0.5	<0.5	<1	<0.5	<1	<0.5	<0.5	<0.5	<0.5	<0.5	<2	<0.5	<2	<0.5	<2	<0.5	<0.5	<0.5	<0.5	<0.5	<1	**0.89**	<0.5	<1	**1.51**	**1.0**	**0.51**	<50	<50	<50	<50
92583376	MW-27_20220106	MW-27	01/06/2022	**18.8**	<0.5	<0.5	<0.5	<0.5	<0.5	<1	<0.5	<1	<0.5	<0.5	<0.5	<0.5	<0.5	<2	<0.5	<2	<0.5	<2	<0.5	<0.5	<0.5	<0.5	<0.5	<1	<0.5	<0.5	<1	<1.5	<1	<0.5	<50	<50	<50	<50
92585900	MW-27_20220202	MW-27	02/02/2022	**74.0**	<0.5	<0.5	<0.5	<0.5	<0.5	<1	<0.5	<1	<0.5	<0.5	<0.5	<0.5	<0.5	<2	<0.5	<2	<0.5	<2	<0.5	<0.5	<0.5	<0.5	<0.5	<1	<0.5	<0.5	<1	<1.5	<1	<0.5	<50	<50	<50	<50
92590784	MW-27_20220301	MW-27	03/01/2022	**39.1**	<0.5	<0.5	<0.5	<0.5	<0.5	<1	<0.5	<1	<0.5	<0.5	<0.5	<0.5	<0.5	<2	<0.5	<2	<0.5	<2	<0.5	<0.5	<0.5	<0.5	<0.5	<1	<0.5	<0.5	<1	<1.5	<1	<0.5	<50	<50	<50	<50
92494923	MW-28_20200909	MW-28	09/09/2020	<25	<0.5	<0.5	<0.5	<0.5	<0.5	<1	<0.5	<1	<0.5	<0.5	<0.5	<0.5	<0.5	<2	<0.5	<2	<0.5	<2	<0.5	<0.5	<0.5	<0.5	<0.5	<1	<0.5	<0.5	<1	<1.5	<1	<0.5	<100	<100	<100	<100
92501355	MW-28_20201020	MW-28	10/20/2020	**27.6**	<0.5	<0.5	<0.5	<0.5	<0.5	<1	<0.5	<1	<0.5	<0.5	<0.5	<0.5	<0.5	<2	<0.5	<2	<0.5	<2	<0.5	<0.5	<0.5	<0.5	<0.5	<1	<0.5	<0.5	<1	<1.5	<1	<0.5	<100	<100	<100	<100
92509253	MW-28_20201202	MW-28	12/02/2020	**58.8**	<0.5	<0.5	<0.5	<0.5	<0.5	<1	<0.5	<1	<0.5	<0.5	<0.5	<0.5	<0.5	<2	<0.5	<2	<0.5	<2	<0.5	<0.5	<0.5	<0.5	<0.5	<1	<0.5	<0.5	<1	<1.5	<1	<0.5	<100	<100	<100	<100
92515075	MW-28_20210106	MW-28	01/06/2021	**45**	<0.5	<0.5	<0.5	<0.5	<0.5	<1	<0.5	<1	<0.5	<0.5	<0.5	<0.5	<0.5	<2	<0.5	<2	<0.5	<2	<0.5	<0.5	<0.5	<0.5	<0.5	<1	<0.5	<0.5	<1	<1.5	<1	<0.5	<100	<100	<100	<100
92521839	MW-28_20210211	MW-28	02/11/2021	<5	<0.5	<0.5	<0.5	<0.5	<0.5	<1	<0.5	<1	<0.5	<0.5	<0.5	<0.5	<0.5	<2	<0.5	<2	<0.5	<2	<0.5	<0.5	<0.5	<0.5	<0.5	<1	<0.5	<0.5	<1	<1.5	<1	<0.5	<100	<100	<100	<100
92526257	MW-28_20210308	MW-28	03/08/2021	**9.4**	<0.5	<0.5	<0.5	<0.5	<0.5	<1	<0.5	<1	<0.5	<0.5	<0.5	<0.5	<0.5	<2	<0.5	<2	<0.5	<2	<0.5	<0.5	<0.5	<0.5	<0.5	<1	<0.5	<0.5	<1	<1.5	<1	<0.5	<100	<100	<100	<100
92531853	MW-28_20210407	MW-28	04/07/2021	<5	<0.5	<0.5	<0.5	<0.5	<0.5	<1	<0.5	<1	<0.5	<0.5	<0.5	<0.5	<0.5	<2	<0.5	<2	<0.5	<2	<0.5	<0.5	<0.5	<0.5	<0.5	<1	<0.5	<0.5	<1	<1.5	<1	<0.5	<50	<50	<50	<50
92537153	MW-28_20210505	MW-28	05/05/2021	<5	<0.5	<0.5	<0.5	<0.5	<0.5	<1	<0.5	<1	<0.5	<0.5	<0.5	<0.5	<0.5	<2	<0.5	<2	<0.5	<2	<0.5	<0.5	<0.5	<0.5	<0.5	<1	<0.5	<0.5	<1	<1.5	<1	<0.5	<50	<50	<50	<50
92541992	MW-28_20210602	MW-28	06/02/2021	<5	<0.5	<0.5	<0.5	<0.5	<0.5	<1	<0.5	<1	<0.5	<0.5	<0.5	<0.5	<0.5	<2	<0.5	<2	<0.5	<2	<0.5	<0.5	<0.5	<0.5	<0.5	<1	<0.5	<0.5	<1	<1.5	<1	<0.5	<50	<50	<50	<50
92548170	MW-28_20210707	MW-28	07/07/2021	<5	<0.5	<0.5	<0.5	<0.5	<0.5	<1	<0.5	<1	<0.5	<0.5	<0.5	<0.5	<0.5	<2	<0.5	<2	<0.5	<2	<0.5	<0.5	<0.5	<0.5	<0.5	<1	<0.5	<0.5	<1	<1.5	<1	<0.5	<50	<50	<50	<50
92553519	MW-28_20210804	MW-28	08/04/2021	<5	<0.5	<0.5	<0.5	<0.5	<0.5	<1	<0.5	<1	<0.5	<0.5	<0.5	<0.5	<0.5	<2	<0.5	<2	<0.5	<2	<0.5	<0.5	<0.5	<0.5	<0.5	<1	<0.5	<0.5	<1	<1.5	<1	<0.5	<50	<50	<50	<50
92553519	DUP-1-20210804	MW-28	08/04/2021	<5	<0.5	<0.5	<0.5	<0.5	<0.5	<1	<0.5	<1	<0.5	<0.5	<0.5	<0.5	<0.5	<2	<0.5	<2	<0.5	<2	<0.5	<0.5	<0.5	<0.5	<0.5	<1	<0.5	<0.5	<1	<1.5	<1	<0.5	<50	<50	<50	<50
92559332	MW-28_20210902	MW-28	09/02/2021	<5	<0.5	<0.5	<0.5	<0.5	<0.5	<1	<0.5	<1	<0.5	<0.5	<0.5	<0.5	<0.5	<2	<0.5	<2	<0.5	<2	<0.5	<0.5	<0.5	<0.5	<0.5	<1	<0.5	<0.5	<1	<1.5	<1	<0.5	<50	<50	<50	<50
92564333	MW-28_20210930	MW-28	09/30/2021	<5.0	<0.5	<0.5	<0.5	<0.5	<0.5	<0.5	<0.5	<0.6	<0.5	<0.5	<0.5	<0.5	<0.5	<0.6	<0.5	<5	<0.5	<0.5	<0.5	<0.5	<0.5	<0.5	<0.5	<0.5	<0.5	<0.5	<0.5	<1.5	<1	<0.5	<100	<100	<100	NA
92571046	MW-28_20211105	MW-28	11/05/2021	<5	<0.5	<0.5	<0.5	<0.5	<0.5	<1	<0.5	<1	<0.5	<0.5	<0.5	<0.5	<0.5	<2	<0.5	<2	<0.5	<2	<0.5	<0.5	<0.5	<0.5	<0.5	<1	<0.5	<0.5	<1	<1.5	<1	<0.5	<50	<50	<50	<50
92575206	MW-28_20211201	MW-28	12/01/2021	<5	<0.5	<0.5	<0.5	<0.5	<0.5	<1	<0.5	<1	<0.5	<0.5	<0.5	<0.5	<0.5	<2	<0.5	<2	<0.5	<2	<0.5	<0.5	<0.5	<0.5	<0.5	<1	<0.5	<0.5	<1	<1.5	<1	<0.5	<50	<50	<50	<50
92575206	DUP-2-20211201	MW-28	12/01/2021	<5	<0.5	<0.5	<0.5	<0.5	<0.5	<1	<0.5	<1	<0.5	<0.5	<0.5	<0.5	<0.5	<2	<0.5	<2	<0.5	<2	<0.5	<0.5	<0.5	<0.5	<0.5	<1	<0.5	<0.5	<1	<1.5	<1	<0.5	<50	<50	<50	<50
92580903 92580955	MW-28_20220104	MW-28	01/04/2022	**0.61J**	<0.5	<0.5	<0.5	<0.5	<0.5	<1	<0.5	<1	<0.5	<0.5	<0.5	<0.5	<0.5	<2	<0.5	<2	<0.5	<2	<0.5	<0.5	<0.5	<0.5	<0.5	<1	<0.5	<0.5	<1	<1.5	<1	<0.5	<50	<50	<50	<50
92585562	MW-28_20220201	MW-28	02/01/2022	**4.7J**	<0.5	<0.5	<0.5	<0.5	<0.5	<1	<0.5	<1	<0.5	<0.5	<0.5	<0.5	<0.5	<2	<0.5	<2	<0.5	<2	<0.5	<0.5	<0.5	<0.5	<0.5	<1	<0.5	<0.5	<1	<1.5	<1	<0.5	<50	<50	<50	<50
92585562	DUP-1-20220201	MW-28	02/01/2022	<5	<0.5	<0.5	<0.5	<0.5	<0.5	<1	<0.5	<1	<0.5	<0.5	<0.5	<0.5	<0.5	<2	<0.5	<2	<0.5	<2	<0.5	<0.5	<0.5	<0.5	<0.5	<1	<0.5	<0.5	<1	<1.5	<1	<0.5	<50	<50	<50	<50
92590778	MW-28_20220301	MW-28	03/01/2022	**2.6J**	<0.5	<0.5	<0.5	<0.5	<0.5	<1	<0.5	<1	<0.5	<0.5	<0.5	<0.5	<0.5	<2	<0.5	<2	<0.5	<2	<0.5	<0.5	<0.5	<0.5	<0.5	<1	<0.5	<0.5	<1	<1.5	<1	<0.5	<50	<50	<50	<50
92495241	MW-29_20200913	MW-29	09/13/2020	<5	<0.5	<0.5	<0.5	<0.5	<0.5	<1	**2.8**	<1	<0.5	<0.5	<0.5	<0.5	<0.5	<2	<0.5	<2	<0.5	<2	<0.5	<0.5	<0.5	<0.5	<0.5	<1	<0.5	<0.5	<1	<1.5	<1	<0.5	<100	<100	<100	<100
92501860	MW-29_20201022	MW-29	10/22/2020	<5	<0.5	<0.5	<0.5	<0.5	<0.5	<1	**0.77**	<1	<0.5	<0.5	<0.5	<0.5	<0.5	<2	<0.5	<2	<0.5	<2	<0.5	<0.5	<0.5	<0.5	<0.5	<1	<0.5	<0.5	<1	<1.5	<1	<0.5	<100	<100	<100	<100
92509560	MW-29_20201203	MW-29	12/03/2020	**23.7**	<0.5	<0.5	<0.5	<0.5	<0.5	<1	<0.5	<1	<0.5	<0.5	<0.5	<0.5	<0.5	<2	<0.5	<2	<0.5	<2	<0.5	<0.5	<0.5	<0.5	<0.5	<1	<0.5	<0.5	<1	<1.5	<1	<0.5	<100	<100	<100	<100
92514898	MW-29_20210105	MW-29	01/05/2021	**5.1**	<0.5	<0.5	<0.5	<0.5	<0.5	<1	<0.5	<1	<0.5	<0.5	<0.5	<0.5	<0.5	<2	<0.5	<2	<0.5	<2	<0.5	<0.5	<0.5	<0.5	<0.5	<1	<0.5	<0.5	<1	<1.5	<1	<0.5	<100	<100	<100	<100
92521237	MW-29_20210209	MW-29	02/09/2021	<5	<0.5	<0.5	<0.5	<0.5	<0.5	<1	<0.5	<1	<0.5	<0.5	<0.5	<0.5	<0.5	<2	<0.5	<2	<0.5	<2	<0.5	<0.5	<0.5	**1**	<0.5	<1	<0.5	<0.5	<1	<1.5	<1	<0.5	<100	<100	<100	<100
92514898	Dup-1-20210105	MW-29	01/05/2021	**5.6**	<0.5	<0.5	<0.5	<0.5	<0.5	<1	<0.5	<1	<0.5	<0.5	<0.5	<0.5	<0.5	<2	<0.5	<2	<0.5	<2	<0.5	<0.5	<0.5	<0.5	<0.5	<1	<0.5	<0.5	<1	<1.5	<1	<0.5	<100	<100	<100	<100
92527327	MW-29_20210311	MW-29	03/11/2021	<5	**2.3**	<0.5	<0.5	<0.5	<0.5	<1	<0.5	<1	<0.5	<0.5	<0.5	**1.2**	<0.5	<2	<0.5	<2	<0.5	<2	<0.5	<0.5	<0.5	**6.3**	<0.5	<1	<0.5	<0.5	<1	**2.74**	**1.8**	**0.94**	<50	<50	<50	<50
92532417	MW-29_20210409	MW-29	04/09/2021	<5	**12.1**	<0.5	<0.5	<0.5	<0.5	<1	<0.5	<1	<0.5	<0.5	<0.5	**15.8**	<0.5	<2	<0.5	<2	**0.7**	<2	<0.5	<0.5	<0.5	**23.2**	<0.5	<1	**0.59**	<0.5	<1	**9.6**	**5.9**	**3.7**	**191**	<50	<50	**191**
92537784	MW-29_20210507	MW-29	05/07/2021	<5	**785**	<5	<5	<5	<5	<10	<5	<10	<5	<5	<5	**96.6**	**34**	<20	<5	<20	**8.9**	**7.4J**	<5	<5	<5	**1,170**	<5	<10	**45**	<5	<10	**597**	**381**	**216**	**8,060**	**1,250**	**151**	**9,310**
92542375	MW-29_20210603	MW-29	06/03/2021	<5	**1,170**	<10	<10	<10	<10	<20	**10.7**	<20	**8.0J**	<10	**8.4J**	**161**	**38.6**	<40	<10	<40	**22.2**	**27.8J**	<10	**6.6J**	<10	**2,400**	<10	<20	**78.2**	<10	<20	**774**	**495**	**279**	**19,000**	**2,100**	<500	**21,100**
92548787	MW-29_20210709	MW-29	07/09/2021	<5	**2,000**	<12.5	<12.5	<12.5	<12.5	<25	<12.5	<25	<12.5	<12.5	<12.5	**236**	**117**	<50	<12.5	<50	**43.3**	**24.6J**	<12.5	<12.5	<12.5	**3,860**	<12.5	<25	**133**	<12.5	<25	**1,380**	**901**	**479**	**28,300**	**2,870**	<500	**31,600**
92548787	DUP-2-20210709	MW-29	07/09/2021	<5	**1,950**	<12.5	<12.5	<12.5	<12.5	<25	<12.5	<25	<12.5	<12.5	<12.5	**229**	**115**	<50	<12.5	**80**	**46.7**	**60.6**	<12.5	<12.5	<12.5	**3,640**	<12.5	<25	**137**	<12.5	<25	**1,310**	**853**	**457**	**31,100**	**3,250**	<500	**34,900**
92554137	MW-29_20210805	MW-29	08/05/2021	<5	**2,360**	<20	<20	<20	<20	<40	<20	<40	<20	<20	<20	**278**	**122**	<80	<20	<80	**38**	**26.4J**	<20	<20	<20	**4,970**	<20	<40	**167**	<20	<40	**1,639**	**1,080**	**559**	**42,800**	**4,580**	<1,000	**48,100**
92559360	MW-29_20210902	MW-29	09/02/2021	<5	**2,380**	<20	<20	<20	<20	<40	<20	<40	<20	<20	<20	**262**	**63.1**	<80	<20	<80	**32**	**42.7J**	<20	<20	<20	**4,360**	<20	<40	**158**	<20	<40	**1,722**	**1,120**	**602**	**29,300**	**3,360**	<625	**33,100**
92495103	MW-30_20200911	MW-30	09/11/2020	<5	<0.5	<0.5	<0.5	<0.5	<0.5	<1	<0.5	<1	<0.5	<0.5	<0.5	<0.5	<0.5	<2	<0.5	<2	<0.5	<2	<0.5	<0.5	<0.5	<0.5	<0.5	<1	<0.5	<0.5	<1	<1.5	<1	<0.5	<100	<100	<100	<100
92501616	MW-30_20201021	MW-30	10/21/2020	<5	<0.5	<0.5	<0.5	<0.5	<0.5	<1	**0.58**	<1	<0.5	<0.5	<0.5	<0.5	<0.5	<2	<0.5	<2	<0.5	<2	<0.5	<0.5	<0.5	<0.5	<0.5	<1	<0.5	<0.5	<1	<1.5	<1	<0.5	<100	<100	<100	<100
92508536	MW-30_20201130	MW-30	11/30/2020	<5	<0.5	<0.5	<0.5	<0.5	<0.5	<1	<0.5	<1	<0.5	<0.5	<0.5	<0.5	<0.5	<2	<0.5	<2	<0.5	<2	<0.5	<0.5	<0.5	<0.5	<0.5	<1	<0.5	<0.5	<1	<1.5	<1	<0.5	<100	<100	<100	<100
92514598	MW-30_20210104	MW-30	01/04/2021	<5	<0.5	<0.5	<0.5	<0.5	<0.5	<1	<0.5	<1	<0.5	<0.5	<0.5	<0.5	<0.5	<2	<0.5	<2	<0.5	<2	<0.5	<0.5	<0.5	<0.5	<0.5	<1	<0.5	<0.5	<1	<1.5	<1	<0.5	<100	<100	<100	<100
92521237	MW-30_20210209	MW-30	02/09/2021	<5	<0.5	<0.5	<0.5	<0.5	<0.5	<1	<0.5	<1	<0.5	<0.5	<0.5	<0.5	<0.5	<2	<0.5	<2	<0.5	<2	<0.5	<0.5	<0.5	<0.5	<0.5	<1	<0.5	<0.5	<1	<1.5	<1	<0.5	<100	<100	<100	<100
92521237	DUP-1-20210209	MW-30	02/09/2021	<5	<0.5	<0.5	<0.5	<0.5	<0.5	<1	<0.5	<1	<0.5	<0.5	<0.5	<0.5	<0.5	<2	<0.5	<2	<0.5	<2	<0.5	<0.5	<0.5	<0.5	<0.5	<1	<0.5	<0.5	<1	<1.5	<1	<0.5	<100	<100	<100	<100
92527327	MW-30_20210311	MW-30	03/11/2021	<5	<0.5	<0.5	<0.5	<0.5	<0.5	<1	<0.5	<1	<0.5	<0.5	<0.5	<0.5	<0.5	<2	<0.5	<2	<0.5	<2	<0.5	<0.5	<0.5	<0.5	<0.5	<1	<0.5	<0.5	<1	<1.5	<1	<0.5	<50	<50	<50	<50

Table 5A
Summary of Monitoring Well Sampling Results

Colonial Pipeline Company
2020-L1-SR2448
Huntersville, North Carolina

Lab Report Number	Sample ID	Well ID	Sample Date	Metals (µg/L)	VOCs (µg/L)																													MADEP VPH (µg/L)			
				Lead	Benzene	Bromochloromethane	Bromodichloromethane	n-Butylbenzene	sec-Butylbenzene	Chloroethane	Chloroform	Chloromethane	2-Chlorotoluene	Dibromochloromethane	1,2-Dichloroethane	Diisopropyl ether	Ethylbenzene	Hexachloro-1,3-butadiene	Isopropylbenzene (Cumene)	Methylene Chloride	Methyl-tert-butyl ether	Naphthalene	n-Propylbenzene	Styrene	Tetrachloroethene	Toluene	Trichloroethene	Trichlorofluoromethane	1,2,4-Trimethylbenzene	1,3,5-Trimethylbenzene	Vinyl chloride	Xylene (Total)	m&p-Xylene	o-Xylene	C5 - C8 Aliphatics	C9 - C12 Aliphatics	C9 - C10 Aromatics	VPH (Total)
			NCAC 2L Standards	**15**	**1**	**NE**	**0.6**	**70**	**70**	**3000**	**70**	**3**	**100**	**0.4**	**0.4**	**70**	**600**	**0.4**	**70**	**5**	**20**	**6**	**70**	**70**	**0.7**	**600**	**3**	**2000**	**400**	**400**	**0.03**	**500**	**500**	**500**	**400**	**700**	**200**	**NE**
			IMAC Standards	--	--	--	--	--	--	--	--	--	--	--	--	--	--	--	--	--	--	--	--	--	--	--	--	--	--	--	--	--	--	--	--	--	--	--
92532417	MW-30_20210409	MW-30	04/09/2021	<5	<0.5	<0.5	<0.5	<0.5	<0.5	<1	<0.5	<1	<0.5	<0.5	<0.5	<0.5	<0.5	<2	<0.5	<2	<0.5	<2	<0.5	<0.5	<0.5	<0.5	<0.5	<1	<0.5	<0.5	<1	<1.5	<1	<0.5	<50	<50	<50	<50
92537784	MW-30_20210507	MW-30	05/07/2021	<5	<0.5	<0.5	<0.5	<0.5	<0.5	<1	<0.5	<1	<0.5	<0.5	<0.5	<0.5	<0.5	<2	<0.5	<2	<0.5	<2	<0.5	<0.5	<0.5	<0.5	<0.5	<1	<0.5	<0.5	<1	<1.5	<1	<0.5	<50	<50	<50	<50
92541993	MW-30_20210602	MW-30	06/02/2021	<5	**0.69**	<0.5	<0.5	<0.5	<0.5	<1	<0.5	<1	<0.5	<0.5	<0.5	<0.5	<0.5	<2	<0.5	<2	<0.5	<2	<0.5	<0.5	<0.5	**3.2**	<0.5	<1	**0.66**	<0.5	<1	**8.9**	**6**	**2.9**	<50	<50	<50	<50
92548787	MW-30_20210709	MW-30	07/09/2021	<5	<0.5	<0.5	<0.5	<0.5	<0.5	<1	<0.5	<1	<0.5	<0.5	<0.5	<0.5	<0.5	<2	<0.5	<2	<0.5	<2	<0.5	<0.5	<0.5	<0.5	<0.5	<1	<0.5	<0.5	<1	<1.5	<1	<0.5	<50	<50	<50	<50
92553563	MW-30_20210804	MW-30	08/04/2021	<5	<0.5	<0.5	<0.5	<0.5	<0.5	<1	<0.5	<1	<0.5	<0.5	<0.5	<0.5	<0.5	<2	<0.5	<2	<0.5	<2	<0.5	<0.5	<0.5	<0.5	<0.5	<1	<0.5	<0.5	<1	<1.5	<1	<0.5	<50	<50	<50	<50
92559360	MW-30_20210902	MW-30	09/02/2021	<5	<0.5	<0.5	<0.5	<0.5	<0.5	<1	<0.5	<1	<0.5	<0.5	<0.5	<0.5	<0.5	<2	<0.5	<2	<0.5	<2	<0.5	<0.5	<0.5	<0.5	<0.5	<1	<0.5	<0.5	<1	<1.5	<1	<0.5	<50	<50	<50	<50
92564084	MW-30_20210929	MW-30	09/29/2021	<5.0	<0.5	<0.5	<0.5	<0.5	<0.5	<0.5	<0.5	<2	<0.5	<0.5	<0.5	<0.5	<0.5	<0.6	<0.5	<5	<0.5	<0.5	<0.5	<0.5	<0.5	<0.5	<0.5	<0.5	<0.5	<0.5	<0.5	<1.5	<1	<0.5	<100	<100	<100	NA
92570816	MW-30_20211104	MW-30	11/04/2021	<5	<0.5	<0.5	<0.5	<0.5	<0.5	<1	<0.5	<1	<0.5	<0.5	<0.5	<0.5	<0.5	<2	<0.5	<2	<0.5	<2	<0.5	<0.5	<0.5	<0.5	<0.5	<1	<0.5	<0.5	<1	<1.5	<1	<0.5	<50	<50	<50	<50
92575462	MW-30_20211201	MW-30	12/01/2021	<5	<0.5	<0.5	<0.5	<0.5	<0.5	<1	<0.5	<1	<0.5	<0.5	<0.5	<0.5	<0.5	<2	<0.5	<2	<0.5	<2	<0.5	<0.5	<0.5	<0.5	<0.5	<1	<0.5	<0.5	<1	<1.5	<1	<0.5	<50	<50	<50	<50
92583376	MW-30_20220106	MW-30	01/06/2022	<5	<0.5	<0.5	<0.5	<0.5	<0.5	<1	<0.5	<1	<0.5	<0.5	<0.5	<0.5	<0.5	<2	<0.5	<2	<0.5	<2	<0.5	<0.5	<0.5	<0.5	<0.5	<1	<0.5	<0.5	<1	<1.5	<1	<0.5	<50	<50	<50	<50
92586178	MW-30_20220203	MW-30	02/03/2022	<5	<0.5	<0.5	<0.5	<0.5	<0.5	<1	<0.5	<1	<0.5	<0.5	<0.5	<0.5	<0.5	<2	<0.5	<2	<0.5	<2	<0.5	<0.5	<0.5	<0.5	<0.5	<1	<0.5	<0.5	<1	<1.5	<1	<0.5	<50	<50	<50	<50
92586178	DUP-2-20220203	MW-30	02/03/2022	<5	<0.5	<0.5	<0.5	<0.5	<0.5	<1	<0.5	<1	<0.5	<0.5	<0.5	<0.5	<0.5	<2	<0.5	<2	<0.5	<2	<0.5	<0.5	<0.5	<0.5	<0.5	<1	<0.5	<0.5	<1	<1.5	<1	<0.5	<50	<50	<50	<50
92591327	MW-30_20220303	MW-30	03/03/2022	**11.5**	<0.5	<0.5	<0.5	<0.5	<0.5	<1	<0.5	<1	<0.5	<0.5	<0.5	<0.5	<0.5	<2	<0.5	<2	<0.5	<2	<0.5	<0.5	<0.5	<0.5	<0.5	<1	<0.5	<0.5	<1	<1.5	<1	<0.5	<50	<50	<50	<50
92495239	MW-31_20200913	MW-31	09/13/2020	<5	**0.56**	<0.5	<0.5	<0.5	<0.5	<1	**1.7**	<1	<0.5	<0.5	<0.5	<0.5	<0.5	<2	<0.5	<2	<0.5	<2	<0.5	<0.5	<0.5	**3.1**	<0.5	<1	**0.61**	<0.5	<1	**3.5**	**2.3**	**1.2**	<100	<100	<100	<100
92500605	MW-31_20201007	MW-31	10/07/2020	<5	<0.5	<0.5	<0.5	<0.5	<0.5	<1	**3.0**	<1	<0.5	<0.5	<0.5	<0.5	<0.5	<2	<0.5	<2	<0.5	<2	<0.5	<0.5	<0.5	**0.5**	<0.5	<1	<0.5	<0.5	<1	<1.5	<1	<0.5	<100	<100	<100	<100
92501343	MW-31_20201020	MW-31	10/20/2020	<5	<0.5	<0.5	<0.5	<0.5	<0.5	<1	**1.4**	<1	<0.5	<0.5	<0.5	<0.5	<0.5	<2	<0.5	<2	<0.5	<2	<0.5	<0.5	<0.5	<0.5	<0.5	<1	<0.5	<0.5	<1	<1.5	<1	<0.5	<100	<100	<100	<100
92509252	MW-31_20201202	MW-31	12/02/2020	**12.2**	<0.5	<0.5	<0.5	<0.5	<0.5	<1	**3.1**	<1	<0.5	<0.5	<0.5	<0.5	<0.5	<2	<0.5	<2	<0.5	<2	<0.5	<0.5	<0.5	<0.5	<0.5	<1	<0.5	<0.5	<1	<1.5	<1	<0.5	<100	<100	<100	<100
92515075	MW-31_20210106	MW-31	01/06/2021	**16.6**	<0.5	<0.5	<0.5	<0.5	<0.5	<1	**2.1**	<1	<0.5	<0.5	<0.5	<0.5	<0.5	<2	<0.5	<2	<0.5	<2	<0.5	<0.5	<0.5	<0.5	<0.5	<1	<0.5	<0.5	<1	<1.5	<1	<0.5	<100	<100	<100	<100
92521555	MW-31_20210210	MW-31	02/10/2021	<5	<0.5	<0.5	<0.5	<0.5	<0.5	<1	**1.3**	<1	<0.5	<0.5	<0.5	<0.5	<0.5	<2	<0.5	<2	<0.5	<2	<0.5	<0.5	<0.5	<0.5	<0.5	<1	<0.5	<0.5	<1	<1.5	<1	<0.5	<100	<100	<100	<100
92526257	MW-31_20210308	MW-31	03/08/2021	<5	<0.5	<0.5	<0.5	<0.5	<0.5	<1	**1.0**	<1	<0.5	<0.5	<0.5	<0.5	<0.5	<2	<0.5	<2	<0.5	<2	<0.5	<0.5	<0.5	<0.5	<0.5	<1	<0.5	<0.5	<1	<1.5	<1	<0.5	<100	<100	<100	<100
92531585	MW-31_20210406	MW-31	04/06/2021	<5	<0.5	<0.5	<0.5	<0.5	<0.5	<1	**0.86**	<1	<0.5	<0.5	<0.5	<0.5	<0.5	<2	<0.5	<2	<0.5	<2	<0.5	<0.5	<0.5	<0.5	<0.5	<1	<0.5	<0.5	<1	<1.5	<1	<0.5	<50	<50	<50	<50
92536746	MW-31_20210504	MW-31	05/04/2021	<5	<0.5	<0.5	<0.5	<0.5	<0.5	<1	**0.58**	<1	<0.5	<0.5	<0.5	<0.5	<0.5	<2	<0.5	<2	<0.5	<2	<0.5	<0.5	<0.5	<0.5	<0.5	<1	<0.5	<0.5	<1	<1	<1	<0.5	<50	<50	<50	<50
92542352	MW-31_20210603	MW-31	06/03/2021	<5	<0.5	<0.5	<0.5	<0.5	<0.5	<1	**0.50**	<1	<0.5	<0.5	<0.5	<0.5	<0.5	<2	<0.5	<2	<0.5	**0.79J**	<0.5	<0.5	<0.5	<0.5	<0.5	<1	<0.5	<0.5	<1	**0.35J**	<1	**0.35J**	<50	<50	<50	<50
92548170	MW-31_20210707	MW-31	07/07/2021	<5	<0.5	<0.5	<0.5	<0.5	<0.5	<1	**0.43J**	<1	<0.5	<0.5	<0.5	**0.91**	<0.5	<2	<0.5	<2	<0.5	<2	<0.5	<0.5	<0.5	<0.5	<0.5	<1	<0.5	<0.5	<1	<1.5	<1	<0.5	<50	<50	<50	<50
92553189	MW-31_20210803	MW-31	08/03/2021	<5	<0.5	<0.5	<0.5	<0.5	<0.5	<1	**0.36J**	<1	<0.5	<0.5	<0.5	**1.3**	<0.5	<2	<0.5	<2	<0.5	<2	<0.5	<0.5	<0.5	<0.5	<0.5	<1	<0.5	<0.5	<1	<1.5	<1	<0.5	<50	<50	<50	<50
92553189	DUP-1-20210803	MW-31	08/03/2021	<5	<0.5	<0.5	<0.5	<0.5	<0.5	<1	**0.43J**	<1	<0.5	<0.5	<0.5	**1.4**	<0.5	<2	<0.5	<2	<0.5	<2	<0.5	<0.5	<0.5	<0.5	<0.5	<1	<0.5	<0.5	<1	<1.5	<1	<0.5	<50	<50	<50	<50
92558742	MW-31_20210831	MW-31	08/31/2021	<5	<0.5	<0.5	<0.5	<0.5	<0.5	<1	**0.38J**	<1	<0.5	<0.5	<0.5	**0.48J**	<0.5	<2	<0.5	<2	<0.5	<2	<0.5	<0.5	<0.5	<0.5	<0.5	<1	<0.5	<0.5	<1	<1.5	<1	<0.5	<50	<50	<50	<50
92558738	DUP-1-20210831	MW-31	08/31/2021	<5	<0.5	<0.5	<0.5	<0.5	<0.5	<1	<0.5	<1	<0.5	<0.5	<0.5	**0.43J**	<0.5	<2	<0.5	<2	<0.5	<2	<0.5	<0.5	<0.5	<0.5	<0.5	<1	<0.5	<0.5	<1	<1.5	<1	<0.5	<50	<50	<50	<50
92564485	MW-31_20211001	MW-31	10/01/2021	<5.0	<0.5	<0.5	<0.5	<0.5	<0.5	<0.5	**0.27J**	<0.6	<0.5	<0.5	<0.5	**0.16J**	<0.5	<0.6	<0.5	<5	<0.5	<0.5	<0.5	<0.5	<0.5	<0.5	<0.5	<0.5	<0.5	<0.5	<0.5	<1.5	<1	<0.5	<100	<100	<100	NA
92570181	MW-31_20211102	MW-31	11/02/2021	<5	<0.5	<0.5	<0.5	<0.5	<0.5	<1	<0.5	<1	<0.5	<0.5	<0.5	<0.5	<0.5	<2	<0.5	<2	<0.5	<2	<0.5	<0.5	<0.5	<0.5	<0.5	<1	<0.5	<0.5	<1	<1.5	<1	<0.5	<50	<50	<50	<50
92575479	MW-31_20211202	MW-31	12/02/2021	<5	<0.5	<0.5	<0.5	<0.5	<0.5	<1	<0.5	<1	<0.5	<0.5	<0.5	<0.5	<0.5	<2	<0.5	<2	<0.5	<2	<0.5	<0.5	<0.5	<0.5	<0.5	<1	<0.5	<0.5	<1	<1.5	<1	<0.5	<50	<50	<50	<50
92580903 92580955	MW-31_20220104	MW-31	01/04/2022	<5	<0.5	<0.5	<0.5	<0.5	<0.5	<1	<0.5	<1	<0.5	<0.5	<0.5	<0.5	<0.5	<2	<0.5	<2	<0.5	<2	<0.5	<0.5	<0.5	<0.5	<0.5	<1	<0.5	<0.5	<1	<1.5	<1	<0.5	<50	<50	<50	<50
92585562	MW-31_20220201	MW-31	02/01/2022	<5	<0.5	<0.5	<0.5	<0.5	<0.5	<1	<0.5	<1	<0.5	<0.5	<0.5	<0.5	<0.5	<2	<0.5	<2	<0.5	<2	<0.5	<0.5	<0.5	<0.5	<0.5	<1	<0.5	<0.5	<1	<1.5	<1	<0.5	<50	<50	<50	<50
92590778	MW-31_20220301	MW-31	03/01/2022	<5	<0.5	<0.5	<0.5	<0.5	<0.5	<1	<0.5	<1	<0.5	<0.5	<0.5	<0.5	<0.5	<2	<0.5	<2	<0.5	<2	<0.5	<0.5	<0.5	<0.5	<0.5	<1	<0.5	<0.5	<1	<1.5	<1	<0.5	<50	<50	<50	<50
92494864	MW-32_20200910	MW-32	09/10/2020	<5	<0.5	<0.5	<0.5	<0.5	<0.5	<1	<0.5	<1	<0.5	<0.5	<0.5	<0.5	<0.5	<2	<0.5	<2	<0.5	<2	<0.5	<0.5	<0.5	<0.5	<0.5	<1	<0.5	<0.5	<1	<1.5	<1	<0.5	<100	<100	<100	<100
92501860	MW-32_20201022	MW-32	10/22/2020	<5	<0.5	<0.5	<0.5	<0.5	<0.5	<1	<0.5	<1	<0.5	<0.5	<0.5	<0.5	<0.5	<2	<0.5	<2	<0.5	<2	<0.5	<0.5	<0.5	<0.5	<0.5	<1	<0.5	<0.5	<1	<1.5	<1	<0.5	<100	<100	<100	<100
92508536	MW-32_20201130	MW-32	11/30/2020	**10.2**	<0.5	<0.5	<0.5	<0.5	<0.5	<1	<0.5	<1	<0.5	<0.5	<0.5	<0.5	<0.5	<2	<0.5	<2	<0.5	<2	<0.5	<0.5	<0.5	<0.5	<0.5	<1	<0.5	<0.5	<1	<1.5	<1	<0.5	<100	<100	<100	<100
92514598	MW-32_20210104	MW-32	01/04/2021	**16.5**	<0.5	<0.5	<0.5	<0.5	<0.5	<1	<0.5	<1	<0.5	<0.5	<0.5	<0.5	<0.5	<2	<0.5	<2	<0.5	<2	<0.5	<0.5	<0.5	<0.5	<0.5	<1	<0.5	<0.5	<1	<1.5	<1	<0.5	<100	<100	<100	<100
92520901	MW-32_20210208	MW-32	02/08/2021	<5	<0.5	<0.5	<0.5	<0.5	<0.5	<1	<0.5	<1	<0.5	<0.5	<0.5	<0.5	<0.5	<2	<0.5	<2	<0.5	<2	<0.5	<0.5	<0.5	<0.5	<0.5	<1	<0.5	<0.5	<1	<1.5	<1	<0.5	<100	<100	<100	<100
92520901	DUP-1-20210208	MW-32	02/08/2021	<5	<0.5	<0.5	<0.5	<0.5	<0.5	<1	<0.5	<1	<0.5	<0.5	<0.5	<0.5	<0.5	<2	<0.5	<2	<0.5	<2	<0.5	<0.5	<0.5	<0.5	<0.5	<1	<0.5	<0.5	<1	<1.5	<1	<0.5	<100	<100	<100	<100
92526618	MW-32_20210309	MW-32	03/09/2021	<5	<0.5	<0.5	<0.5	<0.5	<0.5	<1	<0.5	<1	<0.5	<0.5	<0.5	<0.5	<0.5	<2	<0.5	<2	<0.5	<2	<0.5	<0.5	<0.5	<0.5	<0.5	<1	<0.5	<0.5	<1	<1.5	<1	<0.5	<100	<100	<100	<100
92530256	MW-32_20210407	MW-32	04/07/2021	<5	<0.5	<0.5	<0.5	<0.5	<0.5	<1	<0.5	<1	<0.5	<0.5	<0.5	<0.5	<0.5	<2	<0.5	<2	<0.5	<2	<0.5	<0.5	<0.5	<0.5	<0.5	<1	<0.5	<0.5	<1	<1.5	<1	<0.5	<50	<50	<50	<50
92537489	MW-32_20210506	MW-32	05/06/2021	<5	<0.5	<0.5	<0.5	<0.5	<0.5	<1	<0.5	<1	<0.5	<0.5	<0.5	<0.5	<0.5	<2	<0.5	<2	<0.5	<2	<0.5	<0.5	<0.5	<0.5	<0.5	<1	<0.5	<0.5	<1	<1.5	<1	<0.5	<50	<50	<50	<50
92542611	MW-32_20210604	MW-32	06/04/2021	<5	<0.5	<0.5	<0.5	<0.5	<0.5	<1	<0.5	<1	<0.5	<0.5	<0.5	<0.5	<0.5	<2	<0.5	<2	<0.5	<2	<0.5	<0.5	<0.5	<0.5	<0.5	<1	<0.5	<0.5	<1	<1.5	<1	<0.5	<50	<50	<50	<50
92548787	MW-32_20210709	MW-32	07/09/2021	<5	<0.5	<0.5	<0.5	<0.5	<0.5	<1	<0.5	<1	<0.5	<0.5	<0.5	<0.5	<0.5	<2	<0.5	<2	<0.5	<2	<0.5	<0.5	<0.5	<0.5	<0.5	<1	<0.5	<0.5	<1	<1.5	<1	<0.5	<50	<50	<50	<50
92554137	MW-32_20210805	MW-32	08/05/2021	<5	<0.5	<0.5	<0.5	<0.5	<0.5	<1	<0.5	<1	<0.5	<0.5	<0.5	<0.5	<0.5	<2	<0.5	<2	<0.5	<2	<0.5	<0.5	<0.5	<0.5	<0.5	<1	<0.5	<0.5	<1	<1.5	<1	<0.5	<50	<50	<50	<50
92559014	MW-32_20210901	MW-32	09/01/2021	<5	<0.5	<0.5	<0.5	<0.5	<0.5	<1	<0.5	<1	<0.5	<0.5	<0.5	<0.5	<0.5	<2	<0.5	<2	<0.5	<2	<0.5	<0.5	<0.5	<0.5	<0.5	<1	<0.5	<0.5	<1	<1.5	<1	<0.5	<50	<50	<50	<50
92563804	MW-32_20210928	MW-32	09/28/2021	**4.6J**	<0.5	<0.5	<0.5	<0.5	<0.5	<0.5	<0.5	<0.6	<0.5	<0.5	<0.5	<0.5	<0.5	<0.6	<0.5	<5	<0.5	<0.5	<0.5	<0.5	<0.5	<0.5	<0.5	<0.5	<0.5	<0.5	<0.5	<1.5	<1	<0.5	<100	<100	<100	NA
92570483	MW-32_20211103	MW-32	11/03/2021	<5	<0.5	<0.5	<0.5	<0.5	<0.5	<1	<0.5	<1	<0.5	<0.5	<0.5	<0.5	<0.5	<2	<0.5	<2	<0.5	<2	<0.5	<0.5	<0.5	<0.5	<0.5	<1	<0.5	<0.5	<1	<1.5	<1	<0.5	<50	<50	<50	<50
92575654	MW-32_20211202	MW-32	12/02/2021	**5.0**	<0.5	<0.5	<0.5	<0.5	<0.5	<1	<0.5	<1	<0.5	<0.5	<0.5	<0.5	<0.5	<2	<0.5	<2	<0.5	<2	<0.5	<0.5	<0.5	<0.5	<0.5	<1	<0.5	<0.5	<1	<1.5	<1	<0.5	<50	<50	<50	<50

Table 5A
Summary of Monitoring Well Sampling Results

Colonial Pipeline Company
2020-L1-SR2448
Huntersville, North Carolina

Lab Report Number	Sample ID	Well ID	Sample Date	Metals (µg/L)	VOCs (µg/L)																													MADEP VPH (µg/L)			
				Lead	Benzene	Bromochloromethane	Bromodichloromethane	n-Butylbenzene	sec-Butylbenzene	Chloroethane	Chloroform	Chloromethane	2-Chlorotoluene	Dibromochloromethane	1,2-Dichloroethane	Diisopropyl ether	Ethylbenzene	Hexachloro-1,3-butadiene	Isopropylbenzene (Cumene)	Methylene Chloride	Methyl-tert-butyl ether	Naphthalene	n-Propylbenzene	Styrene	Tetrachloroethene	Toluene	Trichloroethene	Trichlorofluoromethane	1,2,4-Trimethylbenzene	1,3,5-Trimethylbenzene	Vinyl chloride	Xylene (Total)	m&p-Xylene	o-Xylene	C5 - C8 Aliphatics	C9 - C12 Aliphatics	C9 - C10 Aromatics	VPH (Total)
			NCAC 2L Standards	**15**	**1**	**NE**	**0.6**	**70**	**70**	**3000**	**70**	**3**	**100**	**0.4**	**0.4**	**70**	**600**	**0.4**	**70**	**5**	**20**	**6**	**70**	**70**	**0.7**	**600**	**3**	**2000**	**400**	**400**	**0.03**	**500**	**500**	**500**	**400**	**700**	**200**	**NE**
			IMAC Standards	--	--	--	--	--	--	--	--	--	--	--	--	--	--	--	--	--	--	--	--	--	--	--	--	--	--	--	--	--	--	--	--	--	--	--
92583209	MW-32_20220105	MW-32	01/05/2022	**2.8J**	<0.5	<0.5	<0.5	<0.5	<0.5	<1	<0.5	<1	<0.5	<0.5	<0.5	<0.5	<0.5	<2	<0.5	<2	<0.5	<2	<0.5	<0.5	<0.5	<0.5	<0.5	<1	<0.5	<0.5	<1	<1.5	<1	<0.5	<50	<50	<50	<50
92585900	MW-32_20220202	MW-32	02/02/2022	<5	<0.5	<0.5	<0.5	<0.5	<0.5	<1	<0.5	<1	<0.5	<0.5	<0.5	<0.5	<0.5	<2	<0.5	<2	<0.5	<2	<0.5	<0.5	<0.5	<0.5	<0.5	<1	<0.5	<0.5	<1	<1.5	<1	<0.5	<50	<50	<50	<50
92591151	MW-32_20220302	MW-32	03/02/2022	<5	<0.5	<0.5	<0.5	<0.5	<0.5	<1	<0.5	<1	<0.5	<0.5	<0.5	<0.5	<0.5	<2	<0.5	<2	<0.5	<2	<0.5	<0.5	<0.5	<0.5	<0.5	<1	<0.5	<0.5	<1	<1.5	<1	<0.5	<50	<50	<50	<50
92494640	MW-33_20200909	MW-33	09/09/2020	<5	<0.5	<0.5	<0.5	<0.5	<0.5	<1	<0.5	<1	<0.5	<0.5	<0.5	<0.5	<0.5	<2	<0.5	<2	<0.5	<2	<0.5	<0.5	<0.5	<0.5	<0.5	<1	<0.5	<0.5	<1	<1.5	<1	<0.5	<100	<100	<100	<100
92501860	MW-33_20201022	MW-33	10/22/2020	**16.6**	<0.5	<0.5	<0.5	<0.5	<0.5	<1	<0.5	<1	<0.5	<0.5	<0.5	<0.5	<0.5	<2	<0.5	<2	<0.5	<2	<0.5	<0.5	<0.5	<0.5	<0.5	<1	<0.5	<0.5	<1	<1.5	<1	<0.5	<100	<100	<100	<100
92508536	MW-33_20201130	MW-33	11/30/2020	**11.0**	<0.5	<0.5	<0.5	<0.5	<0.5	<1	<0.5	<1	<0.5	<0.5	<0.5	<0.5	<0.5	<2	<0.5	<2	<0.5	<2	<0.5	<0.5	<0.5	<0.5	<0.5	<1	<0.5	<0.5	<1	<1.5	<1	<0.5	<100	<100	<100	<100
92514598	MW-33_20210104	MW-33	01/04/2021	**14.3**	<0.5	<0.5	<0.5	<0.5	<0.5	<1	<0.5	<1	<0.5	<0.5	<0.5	<0.5	<0.5	<2	<0.5	<2	<0.5	<2	<0.5	<0.5	<0.5	<0.5	<0.5	<1	<0.5	<0.5	<1	<1.5	<1	<0.5	<100	<100	<100	<100
92520901	MW-33_20210208	MW-33	02/08/2021	<5	<0.5	<0.5	<0.5	<0.5	<0.5	<1	<0.5	<1	<0.5	<0.5	<0.5	<0.5	<0.5	<2	<0.5	<2	<0.5	<2	<0.5	<0.5	<0.5	<0.5	<0.5	<1	<0.5	<0.5	<1	<1.5	<1	<0.5	<100	<100	<100	<100
92526618	MW-33_20210309	MW-33	03/09/2021	<5	<0.5	<0.5	<0.5	<0.5	<0.5	<1	<0.5	<1	<0.5	<0.5	<0.5	<0.5	<0.5	<2	<0.5	<2	<0.5	<2	<0.5	<0.5	<0.5	<0.5	<0.5	<1	<0.5	<0.5	<1	<1.5	<1	<0.5	<100	<100	<100	<100
92530256	MW-33_20210407	MW-33	04/07/2021	<5	<0.5	<0.5	<0.5	<0.5	<0.5	<1	<0.5	<1	<0.5	<0.5	<0.5	<0.5	<0.5	<2	<0.5	<2	<0.5	<2	<0.5	<0.5	<0.5	<0.5	<0.5	<1	<0.5	<0.5	<1	<1.5	<1	<0.5	<50	<50	<50	<50
92537489	MW-33_20210506	MW-33	05/06/2021	<5	<0.5	<0.5	<0.5	<0.5	<0.5	<1	<0.5	<1	<0.5	<0.5	<0.5	<0.5	<0.5	<2	<0.5	<2	<0.5	<2	<0.5	<0.5	<0.5	<0.5	<0.5	<1	<0.5	<0.5	<1	<1.5	<1	<0.5	<50	<50	<50	<50
92541993	MW-33_20210602	MW-33	06/02/2021	<5	<0.5	<0.5	<0.5	<0.5	<0.5	<1	<0.5	<1	<0.5	<0.5	<0.5	<0.5	<0.5	<2	<0.5	<2	<0.5	<2	<0.5	<0.5	<0.5	<0.5	<0.5	<1	<0.5	<0.5	<1	<1.5	<1	<0.5	<50	<50	<50	<50
92548787	MW-33_20210709	MW-33	07/09/2021	<5	<0.5	<0.5	<0.5	<0.5	<0.5	<1	<0.5	<1	<0.5	<0.5	<0.5	<0.5	<0.5	<2	<0.5	<2	<0.5	<2	<0.5	<0.5	<0.5	<0.5	<0.5	<1	<0.5	<0.5	<1	<1.5	<1	<0.5	<50	<50	<50	<50
92554137	MW-33_20210805	MW-33	08/05/2021	<5	<0.5	<0.5	<0.5	<0.5	<0.5	<1	<0.5	<1	<0.5	<0.5	<0.5	<0.5	<0.5	<2	<0.5	<2	<0.5	<2	<0.5	<0.5	<0.5	<0.5	<0.5	<1	<0.5	<0.5	<1	<1.5	<1	<0.5	<50	<50	<50	<50
92559014	MW-33_20210901	MW-33	09/01/2021	<5	<0.5	<0.5	<0.5	<0.5	<0.5	<1	<0.5	<1	<0.5	<0.5	<0.5	<0.5	<0.5	<2	<0.5	<2	<0.5	<2	<0.5	<0.5	<0.5	<0.5	<0.5	<1	<0.5	<0.5	<1	<1.5	<1	<0.5	<50	<50	<50	<50
92563804	MW-33_20210928	MW-33	09/28/2021	<5	<0.5	<0.5	<0.5	<0.5	<0.5	<0.5	<0.5	<0.6	<0.5	<0.5	<0.5	<0.5	<0.5	<0.6	<0.5	<5	<0.5	<0.5	<0.5	<0.5	<0.5	<0.5	<0.5	<0.5	<0.5	<0.5	<0.5	<1.5	<1	<0.5	<100	<100	<100	NA
92570483	MW-33_20211103	MW-33	11/03/2021	<5	<0.5	<0.5	<0.5	<0.5	<0.5	<1	<0.5	<1	<0.5	<0.5	<0.5	<0.5	<0.5	<2	<0.5	<2	<0.5	<2	<0.5	<0.5	<0.5	<0.5	<0.5	<1	<0.5	<0.5	<1	<1.5	<1	<0.5	<50	<50	<50	<50
92575654	MW-33_20211202	MW-33	12/02/2021	<5	<0.5	<0.5	<0.5	<0.5	<0.5	<1	<0.5	<1	<0.5	<0.5	<0.5	<0.5	<0.5	<2	<0.5	<2	<0.5	<2	<0.5	<0.5	<0.5	<0.5	<0.5	<1	<0.5	<0.5	<1	<1.5	<1	<0.5	<50	<50	<50	<50
92583209	MW-33_20220105	MW-33	01/05/2022	**0.15J**	<0.5	<0.5	<0.5	<0.5	<0.5	<1	<0.5	<1	<0.5	<0.5	<0.5	<0.5	<0.5	<2	<0.5	<2	<0.5	<2	<0.5	<0.5	<0.5	<0.5	<0.5	<1	<0.5	<0.5	<1	<1.5	<1	<0.5	<50	<50	<50	<50
92585900	MW-33_20220202	MW-33	02/02/2022	<5	<0.5	<0.5	<0.5	<0.5	<0.5	<1	<0.5	<1	<0.5	<0.5	<0.5	<0.5	<0.5	<2	<0.5	<2	<0.5	<2	<0.5	<0.5	<0.5	<0.5	<0.5	<1	<0.5	<0.5	<1	<1.5	<1	<0.5	<50	<50	<50	<50
92591151	MW-33_20220302	MW-33	03/02/2022	**0.12J**	<0.5	<0.5	<0.5	<0.5	<0.5	<1	<0.5	<1	<0.5	<0.5	<0.5	<0.5	<0.5	<2	<0.5	<2	<0.5	<2	<0.5	<0.5	<0.5	<0.5	<0.5	<1	<0.5	<0.5	<1	<1.5	<1	<0.5	<50	<50	<50	<50
92494640	MW-34_20200909	MW-34	09/09/2020	<5	<0.5	<0.5	<0.5	<0.5	<0.5	<1	<0.5	<1	<0.5	<0.5	<0.5	<0.5	<0.5	<2	<0.5	<2	<0.5	<2	<0.5	<0.5	<0.5	<0.5	<0.5	<1	<0.5	<0.5	<1	<1.5	<1	<0.5	<100	<100	<100	<100
92501860	MW-34_20201022	MW-34	10/22/2020	**5.7**	<0.5	<0.5	<0.5	<0.5	<0.5	<1	<0.5	<1	<0.5	<0.5	<0.5	<0.5	<0.5	<2	<0.5	<2	<0.5	<2	<0.5	<0.5	<0.5	<0.5	<0.5	<1	<0.5	<0.5	<1	<1.5	<1	<0.5	<100	<100	<100	<100
92508536	MW-34_20201130	MW-34	11/30/2020	**6.0**	<0.5	<0.5	<0.5	<0.5	<0.5	<1	<0.5	<1	<0.5	<0.5	<0.5	<0.5	<0.5	<2	<0.5	<2	<0.5	<2	<0.5	<0.5	<0.5	<0.5	<0.5	<1	<0.5	<0.5	<1	<1.5	<1	<0.5	<100	<100	<100	<100
92514598	MW-34_20210104	MW-34	01/04/2021	**10.9**	<0.5	<0.5	<0.5	<0.5	<0.5	<1	<0.5	<1	<0.5	<0.5	<0.5	<0.5	<0.5	<2	<0.5	<2	<0.5	<2	<0.5	<0.5	<0.5	<0.5	<0.5	<1	<0.5	<0.5	<1	<1.5	<1	<0.5	<100	<100	<100	<100
92520901	MW-34_20210208	MW-34	02/08/2021	<5	<0.5	<0.5	<0.5	<0.5	<0.5	<1	<0.5	<1	<0.5	<0.5	<0.5	<0.5	<0.5	<2	<0.5	<2	<0.5	<2	<0.5	<0.5	<0.5	<0.5	<0.5	<1	<0.5	<0.5	<1	<1.5	<1	<0.5	<100	<100	<100	<100
92526618	MW-34_20210309	MW-34	03/09/2021	<5	<0.5	<0.5	<0.5	<0.5	<0.5	<1	<0.5	<1	<0.5	<0.5	<0.5	<0.5	<0.5	<2	<0.5	<2	<0.5	<2	<0.5	<0.5	<0.5	<0.5	<0.5	<1	<0.5	<0.5	<1	<1.5	<1	<0.5	<100	<100	<100	<100
92530256	MW-34_20210407	MW-34	04/07/2021	<5	<0.5	<0.5	<0.5	<0.5	<0.5	<1	<0.5	<1	<0.5	<0.5	<0.5	<0.5	<0.5	<2	<0.5	<2	<0.5	<2	<0.5	<0.5	<0.5	<0.5	<0.5	<1	<0.5	<0.5	<1	<1.5	<1	<0.5	<50	<50	<50	<50
92537159	MW-34_20210505	MW-34	05/05/2021	<5	<0.5	<0.5	<0.5	<0.5	<0.5	<1	<0.5	<1	<0.5	<0.5	<0.5	<0.5	<0.5	<2	<0.5	<2	<0.5	<2	<0.5	<0.5	<0.5	<0.5	<0.5	<1	<0.5	<0.5	<1	<1.5	<1	<0.5	<50	<50	<50	<50
92541993	MW-34_20210602	MW-34	06/02/2021	<5	<0.5	<0.5	<0.5	<0.5	<0.5	<1	<0.5	<1	<0.5	<0.5	<0.5	<0.5	<0.5	<2	<0.5	<2	<0.5	<2	<0.5	<0.5	<0.5	<0.5	<0.5	<1	<0.5	<0.5	<1	<1.5	<1	<0.5	<50	<50	<50	<50
92548527	MW-34_20210708	MW-34	07/08/2021	<5	<0.5	<0.5	<0.5	<0.5	<0.5	<1	<0.5	<1	<0.5	<0.5	<0.5	<0.5	<0.5	<2	<0.5	<2	<0.5	<2	<0.5	<0.5	<0.5	<0.5	<0.5	<1	<0.5	<0.5	<1	<1.5	<1	<0.5	<50	<50	<50	<50
92548527	DUP-1-20210708	MW-34	07/08/2021	<5	<0.5	<0.5	<0.5	<0.5	<0.5	<1	<0.5	<1	<0.5	<0.5	<0.5	<0.5	<0.5	<2	<0.5	<2	<0.5	<2	<0.5	<0.5	<0.5	<0.5	<0.5	<1	<0.5	<0.5	<1	<1.5	<1	<0.5	<50	<50	<50	<50
92553563	MW-34_20210804	MW-34	08/04/2021	<5	<0.5	<0.5	<0.5	<0.5	<0.5	<1	<0.5	<1	<0.5	<0.5	<0.5	<0.5	<0.5	<2	<0.5	<2	<0.5	<2	<0.5	<0.5	<0.5	<0.5	<0.5	<1	<0.5	<0.5	<1	<1.5	<1	<0.5	<50	<50	<50	<50
92559014	MW-34_20210901	MW-34	09/01/2021	<5	<0.5	<0.5	<0.5	<0.5	<0.5	<1	<0.5	<1	<0.5	<0.5	<0.5	<0.5	<0.5	<2	<0.5	<2	<0.5	<2	<0.5	<0.5	<0.5	<0.5	<0.5	<1	<0.5	<0.5	<1	<1.5	<1	<0.5	<50	<50	<50	<50
92563804	MW-34_20210928	MW-34	09/28/2021	<5	<0.5	<0.5	<0.5	<0.5	<0.5	<0.5	<0.5	<0.6	<0.5	<0.5	<0.5	<0.5	<0.5	<0.6	<0.5	<5	<0.5	<0.5	<0.5	<0.5	<0.5	**0.34J**	<0.5	**0.19**	<0.5	<0.5	<0.5	<1.5	<1	<0.5	<100	<100	<100	NA
92570483	MW-34_20211103	MW-34	11/03/2021	<5	<0.5	<0.5	<0.5	<0.5	<0.5	<1	<0.5	<1	<0.5	<0.5	<0.5	<0.5	<0.5	<2	<0.5	<2	<0.5	<2	<0.5	<0.5	<0.5	<0.5	<0.5	<1	<0.5	<0.5	<1	<1.5	<1	<0.5	<50	<50	<50	<50
92575654	MW-34_20211202	MW-34	12/02/2021	<5	<0.5	<0.5	<0.5	<0.5	<0.5	<1	<0.5	<1	<0.5	<0.5	<0.5	<0.5	<0.5	<2	<0.5	<2	<0.5	<2	<0.5	<0.5	<0.5	<0.5	<0.5	<1	<0.5	<0.5	<1	<1.5	<1	<0.5	<50	<50	<50	<50
92583209	MW-34_20220105	MW-34	01/05/2022	**0.079J**	<0.5	<0.5	<0.5	<0.5	<0.5	<1	<0.5	<1	<0.5	<0.5	<0.5	<0.5	<0.5	<2	<0.5	<2	<0.5	<2	<0.5	<0.5	<0.5	<0.5	<0.5	<1	<0.5	<0.5	<1	<1.5	<1	<0.5	<50	<50	<50	<50
92583209	DUP-2-20220105	MW-34	01/05/2022	<5	<0.5	<0.5	<0.5	<0.5	<0.5	<1	<0.5	<1	<0.5	<0.5	<0.5	<0.5	<0.5	<2	<0.5	<2	<0.5	<2	<0.5	<0.5	<0.5	<0.5	<0.5	<1	<0.5	<0.5	<1	<1.5	<1	<0.5	<50	<50	<50	<50
92585900	MW-34_20220202	MW-34	02/02/2022	<5	<0.5	<0.5	<0.5	<0.5	<0.5	<1	<0.5	<1	<0.5	<0.5	<0.5	<0.5	<0.5	<2	<0.5	<2	<0.5	<2	<0.5	<0.5	<0.5	<0.5	<0.5	<1	<0.5	<0.5	<1	<1.5	<1	<0.5	<50	<50	<50	<50
92591151	MW-34_20220302	MW-34	03/02/2022	**0.25J**	<0.5	<0.5	<0.5	<0.5	<0.5	<1	<0.5	<1	<0.5	<0.5	<0.5	<0.5	<0.5	<2	<0.5	<2	<0.5	<2	<0.5	<0.5	<0.5	<0.5	<0.5	<1	<0.5	<0.5	<1	<1.5	<1	<0.5	<50	<50	<50	<50
92494864	MW-35_20200910	MW-35	09/10/2020	<5	<0.5	<0.5	<0.5	<0.5	<0.5	<1	<0.5	<1	<0.5	<0.5	<0.5	<0.5	<0.5	<2	<0.5	<2	<0.5	<2	<0.5	<0.5	<0.5	<0.5	<0.5	<1	<0.5	<0.5	<1	<1.5	<1	<0.5	<100	<100	<100	<100
92501616	MW-35_20201021	MW-35	10/21/2020	**9.1**	<0.5	<0.5	<0.5	<0.5	<0.5	<1	<0.5	<1	<0.5	<0.5	<0.5	<0.5	<0.5	<2	<0.5	<2	<0.5	<2	<0.5	<0.5	<0.5	<0.5	<0.5	<1	<0.5	<0.5	<1	<1.5	<1	<0.5	<100	<100	<100	<100
92508536	MW-35_20201130	MW-35	11/30/2020	**12.2**	<0.5	<0.5	<0.5	<0.5	<0.5	<1	<0.5	<1	<0.5	<0.5	<0.5	<0.5	<0.5	<2	<0.5	<2	<0.5	<2	<0.5	<0.5	<0.5	<0.5	<0.5	<1	<0.5	<0.5	<1	<1.5	<1	<0.5	<100	<100	<100	<100
92514598	MW-35_20210104	MW-35	01/04/2021	**13.8**	<0.5	<0.5	<0.5	<0.5	<0.5	<1	<0.5	<1	<0.5	<0.5	<0.5	<0.5	<0.5	<2	<0.5	<2	<0.5	<2	<0.5	<0.5	<0.5	<0.5	<0.5	<1	<0.5	<0.5	<1	<1.5	<1	<0.5	<100	<100	<100	<100
92520901	MW-35_20210208	MW-35	02/08/2021	<5	<0.5	<0.5	<0.5	<0.5	<0.5	<1	<0.5	<1	<0.5	<0.5	<0.5	<0.5	<0.5	<2	<0.5	<2	<0.5	<2	<0.5	<0.5	<0.5	<0.5	<0.5	<1	<0.5	<0.5	<1	<1.5	<1	<0.5	<100	<100	<100	<100
92526618	MW-35_20210309	MW-35	03/09/2021	<5	<0.5	<0.5	<0.5	<0.5	<0.5	<1	<0.5	<1	<0.5	<0.5	<0.5	<0.5	<0.5	<2	<0.5	<2	<0.5	<2	<0.5	<0.5	<0.5	<0.5	<0.5	<1	<0.5	<0.5	<1	<1.5	<1	<0.5	<100	<100	<100	<100
92531581	MW-35_20210406	MW-35	04/06/2021	<5	<0.5	<0.5	<0.5	<0.5	<0.5	<1	<0.5	<1	<0.5	<0.5	<0.5	<0.5	<0.5	<2	<0.5	<2	<0.5	<2	<0.5	<0.5	<0.5	<0.5	<0.5	<1	<0.5	<0.5	<1	<1.5	<1	<0.5	<50	<50	<50	<50
92537489	MW-35_20210506	MW-35	05/06/2021	<5	<0.5	<0.5	<0.5	<0.5	<0.5	<1	<0.5	<1	<0.5	<0.5	<0.5	<0.5	<0.5	<2	<0.5	<2	<0.5	<2	<0.5	<0.5	<0.5	<0.5	<0.5	<1	<0.5	<0.5	<1	<1.5	<1	<0.5	<50	<50	<50	<50
92542611	MW-35_20210604	MW-35	06/04/2021	<5	<0.5	<0.5	<0.5	<0.5	<0.5	<1	<0.5	<1	<0.5	<0.5	<0.5	<0.5	<0.5	<2	<0.5	<2	<0.5	<2	<0.5	<0.5	<0.5	<0.5	<0.5	<1	<0.5	<0.5	<1	<1.5	<1	<0.5	<50	<50	<50	<50
92548787	MW-35_20210709	MW-35	07/09/2021	<5	<0.5	<0.5	<0.5	<0.5	<0.5	<1	<0.5	<1	<0.5	<0.5	<0.5	<0.5	<0.5	<2	<0.5	<2	<0.5	<2	<0.5	<0.5	<0.5	<0.5	<0.5	<1	<0.5	<0.5	<1	<1.5	<1	<0.5	<50	<50	<50	<50

Table 5A
Summary of Monitoring Well Sampling Results

Colonial Pipeline Company
2020-L1-SR2448
Huntersville, North Carolina

Lab Report Number	Sample ID	Well ID	Sample Date	Metals (µg/L)	VOCs (µg/L)																													MADEP VPH (µg/L)			
				Lead	Benzene	Bromochloromethane	Bromodichloromethane	n-Butylbenzene	sec-Butylbenzene	Chloroethane	Chloroform	Chloromethane	2-Chlorotoluene	Dibromochloromethane	1,2-Dichloroethane	Diisopropyl ether	Ethylbenzene	Hexachloro-1,3-butadiene	Isopropylbenzene (Cumene)	Methylene Chloride	Methyl-tert-butyl ether	Naphthalene	n-Propylbenzene	Styrene	Tetrachloroethene	Toluene	Trichloroethene	Trichlorofluoromethane	1,2,4-Trimethylbenzene	1,3,5-Trimethylbenzene	Vinyl chloride	Xylene (Total)	m&p-Xylene	o-Xylene	C5 - C8 Aliphatics	C9 - C12 Aliphatics	C9 - C10 Aromatics	VPH (Total)
			NCAC 2L Standards	**15**	**1**	**NE**	**0.6**	**70**	**70**	**3000**	**70**	**3**	**100**	**0.4**	**0.4**	**70**	**600**	**0.4**	**70**	**5**	**20**	**6**	**70**	**70**	**0.7**	**600**	**3**	**2000**	**400**	**400**	**0.03**	**500**	**500**	**500**	**400**	**700**	**200**	**NE**
			IMAC Standards	--	--	--	--	--	--	--	--	--	--	--	--	--	--	--	--	--	--	--	--	--	--	--	--	--	--	--	--	--	--	--	--	--	--	--
92554137	MW-35_20210805	MW-35	08/05/2021	<5	<0.5	<0.5	<0.5	<0.5	<0.5	<1	<0.5	<1	<0.5	<0.5	<0.5	<0.5	<0.5	<2	<0.5	<2	<0.5	<2	<0.5	<0.5	<0.5	<0.5	<0.5	<1	<0.5	<0.5	<1	<1.5	<1	<0.5	<50	<50	<50	<50
92559014	MW-35_20210901	MW-35	09/01/2021	<5	<0.5	<0.5	<0.5	<0.5	<0.5	<1	<0.5	<1	<0.5	<0.5	<0.5	<0.5	<0.5	<2	<0.5	<2	<0.5	<2	<0.5	<0.5	<0.5	<0.5	<0.5	<1	<0.5	<0.5	<1	<1.5	<1	<0.5	<50	<50	<50	<50
92563487	MW-35_20210927	MW-35	09/27/2021	<5	<0.5	<0.5	<0.5	<0.5	<0.5	<0.5	<0.5	<1	<0.5	<0.5	<0.5	<0.5	<0.5	<0.6	<0.5	<5	<0.5	<0.5	<0.5	<0.5	<0.5	<0.5	<0.5	<0.5	<0.5	<0.5	<0.5	<1.5	<1	<0.5	<100	<100	<100	NA
92570816	MW-35_20211104	MW-35	11/04/2021	<5	<0.5	<0.5	<0.5	<0.5	<0.5	<1	<0.5	<1	<0.5	<0.5	<0.5	<0.5	<0.5	<2	<0.5	<2	<0.5	<2	<0.5	<0.5	<0.5	<0.5	<0.5	<1	<0.5	<0.5	<1	<1.5	<1	<0.5	<50	<50	<50	<50
92575770	MW-35_20211203	MW-35	12/03/2021	<5	<0.5	<0.5	<0.5	<0.5	<0.5	<1	<0.5	<1	<0.5	<0.5	<0.5	<0.5	<0.5	<2	<0.5	<2	<0.5	<2	<0.5	<0.5	<0.5	<0.5	<0.5	<1	<0.5	<0.5	<1	<1.5	<1	<0.5	<50	<50	<50	<50
92581742	MW-35_20220107	MW-35	01/07/2022	**0.21J**	<0.5	<0.5	<0.5	<0.5	<0.5	<1	<0.5	<1	<0.5	<0.5	<0.5	<0.5	**0.36J**	<2	<0.5	<2	<0.5	<2	<0.5	<0.5	<0.5	**1.5**	<0.5	<1	**0.51**	<0.5	<1	**1.98**	**1.4**	**0.58**	<50	<50	<50	<50
92585900	MW-35_20220202	MW-35	02/02/2022	<5	<0.5	<0.5	<0.5	<0.5	<0.5	<1	<0.5	<1	<0.5	<0.5	<0.5	<0.5	<0.5	<2	<0.5	<2	<0.5	<2	<0.5	<0.5	<0.5	<0.5	<0.5	<1	<0.5	<0.5	<1	<1.5	<1	<0.5	<50	<50	<50	<50
92591151	MW-35_20220302	MW-35	03/02/2022	<5	<0.5	<0.5	<0.5	<0.5	<0.5	<1	<0.5	<1	<0.5	<0.5	<0.5	<0.5	<0.5	<2	<0.5	<2	<0.5	<2	<0.5	<0.5	<0.5	<0.5	<0.5	<1	<0.5	<0.5	<1	<1.5	<1	<0.5	<50	<50	<50	<50
92494864	MW-36_20200910	MW-36	09/10/2020	<5	<0.5	<0.5	<0.5	<0.5	<0.5	<1	<0.5	<1	<0.5	<0.5	<0.5	<0.5	<0.5	<2	<0.5	<2	<0.5	<2	<0.5	<0.5	<0.5	<0.5	<0.5	<1	<0.5	<0.5	<1	<1.5	<1	<0.5	<100	<100	<100	<100
92501616	MW-36_20201021	MW-36	10/21/2020	<5	<0.5	<0.5	<0.5	<0.5	<0.5	<1	<0.5	<1	<0.5	<0.5	<0.5	<0.5	<0.5	<2	<0.5	<2	<0.5	<2	<0.5	<0.5	<0.5	<0.5	<0.5	<1	<0.5	<0.5	<1	<1.5	<1	<0.5	<100	<100	<100	<100
92508536	MW-36_20201130	MW-36	11/30/2020	**18.4**	<0.5	<0.5	<0.5	<0.5	<0.5	<1	<0.5	<1	<0.5	<0.5	<0.5	<0.5	<0.5	<2	<0.5	<2	<0.5	<2	<0.5	<0.5	<0.5	<0.5	<0.5	<1	<0.5	<0.5	<1	<1.5	<1	<0.5	<100	<100	<100	<100
92514598	MW-36_20210104	MW-36	01/04/2021	**6.9**	<0.5	<0.5	<0.5	<0.5	<0.5	<1	<0.5	<1	<0.5	<0.5	<0.5	<0.5	<0.5	<2	<0.5	<2	<0.5	<2	<0.5	<0.5	<0.5	<0.5	<0.5	<1	<0.5	<0.5	<1	<1.5	<1	<0.5	<100	<100	<100	<100
92521555	MW-36_20210210	MW-36	02/10/2021	<5	**3.1**	<0.5	<0.5	<0.5	<0.5	<1	<0.5	<1	<0.5	<0.5	<0.5	<0.5	**1.9**	<2	<0.5	<2	<0.5	<2	<0.5	<0.5	<0.5	**12.7**	<0.5	<1	**3.7**	**1**	<1	**10**	**6.9**	**3.1**	<100	<100	<100	**149**
92526977	MW-36_20210310	MW-36	03/10/2021	<5	<0.5	<0.5	<0.5	<0.5	<0.5	<1	<0.5	<1	<0.5	<0.5	<0.5	<0.5	<0.5	<2	<0.5	<2	<0.5	<2	<0.5	<0.5	<0.5	<0.5	<0.5	<1	<0.5	<0.5	<1	<1.5	<1	<0.5	<100	<100	<100	<100
92530256	MW-36_20210407	MW-36	04/07/2021	<5	<0.5	<0.5	<0.5	<0.5	<0.5	<1	<0.5	<1	<0.5	<0.5	<0.5	<0.5	<0.5	<2	<0.5	<2	<0.5	<2	<0.5	<0.5	<0.5	<0.5	<0.5	<1	<0.5	<0.5	<1	<1.5	<1	<0.5	<50	<50	<50	<50
92537489	MW-36_20210506	MW-36	05/06/2021	<5	<0.5	<0.5	<0.5	<0.5	<0.5	<1	<0.5	<1	<0.5	<0.5	<0.5	<0.5	<0.5	<2	<0.5	<2	<0.5	<2	<0.5	<0.5	<0.5	<0.5	<0.5	<1	<0.5	<0.5	<1	<1.5	<1	<0.5	<50	<50	<50	<50
92542375	MW-36_20210603	MW-36	06/03/2021	<5	<0.5	<0.5	<0.5	<0.5	<0.5	<1	<0.5	<1	<0.5	<0.5	<0.5	<0.5	<0.5	<2	<0.5	<2	<0.5	<2	<0.5	<0.5	<0.5	<0.5	<0.5	**0.33J**	<0.5	<0.5	<1	<1.5	<1	<0.5	<50	<50	<50	<50
92548527	MW-36_20210708	MW-36	07/08/2021	<5	<0.5	<0.5	<0.5	<0.5	<0.5	<1	<0.5	<1	<0.5	<0.5	<0.5	<0.5	<0.5	<2	<0.5	<2	<0.5	<2	<0.5	<0.5	<0.5	<0.5	<0.5	**0.3J**	<0.5	<0.5	<1	<1.5	<1	<0.5	<50	<50	<50	<50
92554285	MW-36_20210806	MW-36	08/06/2021	<5	<0.5	<0.5	<0.5	<0.5	<0.5	<1	<0.5	<1	<0.5	<0.5	<0.5	<0.5	<0.5	<2	<0.5	<2	<0.5	<2	<0.5	<0.5	<0.5	<0.5	<0.5	<1	<0.5	<0.5	<1	<1.5	<1	<0.5	<50	<50	<50	<50
92559360	MW-36_20210902	MW-36	09/02/2021	<5	<0.5	<0.5	<0.5	<0.5	<0.5	<1	<0.5	<1	<0.5	<0.5	<0.5	<0.5	<0.5	<2	<0.5	<2	<0.5	<2	<0.5	<0.5	<0.5	<0.5	<0.5	**0.38J**	<0.5	<0.5	<1	<1.5	<1	<0.5	<50	<50	<50	<50
92559360	DUP-2-20210902	MW-36	9/2/2021	<5	<0.5	<0.5	<0.5	<0.5	<0.5	<1	<0.5	<1	<0.5	<0.5	<0.5	<0.5	<0.5	<2	<0.5	<2	<0.5	<2	<0.5	<0.5	<0.5	<0.5	<0.5	**0.39J**	<0.5	<0.5	<1	<1.5	<1	<0.5	<50	<50	<50	<50
92563804	MW-36_20210928	MW-36	9/28/2021	<5	<0.5	<0.5	<0.5	<0.5	<0.5	<0.5	<0.5	<0.6	<0.5	<0.5	<0.5	<0.5	<0.5	<0.6	<0.5	<5	<0.5	<0.5	<0.5	<0.5	<0.5	<0.5	<0.5	**0.27J**	<0.5	<0.5	<0.5	<1.5	<1	<0.5	<100	<100	<100	NA
92570816	MW-36_20211104	MW-36	11/04/2021	<5	<0.5	<0.5	<0.5	<0.5	<0.5	<1	<0.5	<1	<0.5	<0.5	<0.5	<0.5	<0.5	<2	<0.5	<2	<0.5	<2	<0.5	<0.5	<0.5	<0.5	<0.5	**0.40J**	<0.5	<0.5	<1	<1.5	<1	<0.5	<50	<50	<50	<50
92575770	MW-36_20211203	MW-36	12/03/2021	<5	<0.5	<0.5	<0.5	<0.5	<0.5	<1	<0.5	<1	<0.5	<0.5	<0.5	<0.5	<0.5	<2	<0.5	<2	<0.5	<2	<0.5	<0.5	<0.5	<0.5	<0.5	**0.47J**	<0.5	<0.5	<1	<1.5	<1	<0.5	<50	<50	<50	<50
92583376	MW-36_20220106	MW-36	01/06/2022	**1.0J**	<0.5	<0.5	<0.5	<0.5	<0.5	<1	<0.5	<1	<0.5	<0.5	<0.5	<0.5	<0.5	<2	<0.5	<2	<0.5	<2	<0.5	<0.5	<0.5	<0.5	<0.5	<1	<0.5	<0.5	<1	<1.5	<1	<0.5	<50	<50	<50	<50
92585900	MW-36_20220202	MW-36	02/02/2022	<5	<0.5	<0.5	<0.5	<0.5	<0.5	<1	<0.5	<1	<0.5	<0.5	<0.5	<0.5	<0.5	<2	<0.5	<2	<0.5	<2	<0.5	<0.5	<0.5	<0.5	<0.5	**0.34J**	<0.5	<0.5	<1	<1.5	<1	<0.5	<50	<50	<50	<50
92591151	MW-36_20220302	MW-36	03/02/2022	**0.11J**	<0.5	<0.5	<0.5	<0.5	<0.5	<1	<0.5	<1	<0.5	<0.5	<0.5	<0.5	<0.5	<2	<0.5	<2	<0.5	<2	<0.5	<0.5	<0.5	<0.5	<0.5	<1	<0.5	<0.5	<1	<1.5	<1	<0.5	<50	<50	<50	<50
92494864	MW-37_20200910	MW-37	09/10/2020	<5	<0.5	<0.5	<0.5	<0.5	<0.5	<1	<0.5	<1	<0.5	<0.5	<0.5	<0.5	<0.5	<2	<0.5	<2	<0.5	<2	<0.5	<0.5	<0.5	<0.5	<0.5	<1	<0.5	<0.5	<1	<1.5	<1	<0.5	<100	<100	<100	<100
92501616	MW-37_20201021	MW-37	10/21/2020	<5	<0.5	<0.5	<0.5	<0.5	<0.5	<1	<0.5	<1	<0.5	<0.5	<0.5	<0.5	<0.5	<2	<0.5	<2	<0.5	<2	<0.5	<0.5	<0.5	<0.5	<0.5	<1	<0.5	<0.5	<1	<1.5	<1	<0.5	<100	<100	<100	<100
92508536	MW-37_20201130	MW-37	11/30/2020	**9.0**	<0.5	<0.5	<0.5	<0.5	<0.5	<1	<0.5	<1	<0.5	<0.5	<0.5	<0.5	<0.5	<2	<0.5	<2	<0.5	<2	<0.5	<0.5	<0.5	<0.5	<0.5	<1	<0.5	<0.5	<1	<1.5	<1	<0.5	<100	<100	<100	<100
92514598	MW-37_20210104	MW-37	01/04/2021	**9.7**	<0.5	<0.5	<0.5	<0.5	<0.5	<1	<0.5	<1	<0.5	<0.5	<0.5	<0.5	<0.5	<2	<0.5	<2	<0.5	<2	<0.5	<0.5	<0.5	<0.5	<0.5	<1	<0.5	<0.5	<1	<1.5	<1	<0.5	<100	<100	<100	<100
92495907	MW-38_20200916	MW-38	09/16/2020	<5	**3.4**	<0.5	**0.74**	<0.5	<0.5	<1	**4.3**	<1	<0.5	<0.5	<0.5	**2**	<0.5	<2	<0.5	<2	**0.78**	<2	<0.5	<0.5	<0.5	<0.5	<0.5	<1	<0.5	<0.5	<1	<1.5	<1	<0.5	<100	<100	<100	<100
92501960	MW-38_20201023	MW-38	10/23/2020	<5	**30.9**	<0.5	<0.5	<0.5	<0.5	<1	<0.5	<1	<0.5	<0.5	<0.5	**28.4**	**3.4**	<2	<0.5	<2	**12.2**	<2	<0.5	<0.5	<0.5	**70.3**	<0.5	<1	<0.5	<0.5	<1	**13.2**	**6.3**	**6.9**	**231**	<100	<100	**291**
92509560	MW-38_20201203	MW-38	12/03/2020	**22.4**	**125**	<0.5	<0.5	<0.5	<0.5	<1	<0.5	<1	<0.5	<0.5	<0.5	**50.4**	**14.1**	<2	<0.5	<2	**19.0**	<2	<0.5	<0.5	<0.5	**152**	<0.5	<1	**3.9**	<0.5	<1	**76.5**	**45.7**	**30.8**	**681**	**153**	<100	**885**
92509560	Dup-3-20201203	MW-38	12/03/2020	**24.6**	**134**	<0.5	<0.5	<0.5	<0.5	<1	<0.5	<1	<0.5	<0.5	<0.5	**51.8**	**14.6**	<2	<0.5	<2	**19.3**	<2	<0.5	<0.5	<0.5	**162**	<0.5	<1	**4.2**	<0.5	<1	**84**	**50.1**	**33.9**	**761**	**162**	<100	**969**
92515544	MW-38_20210107	MW-38	01/07/2021	**13.2**	**78.1**	<0.5	<0.5	<0.5	<0.5	<1	<0.5	<1	<0.5	<0.5	<0.5	**37.7**	**8.5**	<2	<0.5	<2	**13.8**	<2	<0.5	<0.5	<0.5	**79.5**	<0.5	<1	**3.7**	<0.5	<1	**54.6**	**34**	**20.6**	**389**	**107**	<100	**532**
92521237	MW-38_20210209	MW-38	02/09/2021	<5	**121**	<0.5	<0.5	<0.5	<0.5	<1	<0.5	<1	<0.5	<0.5	<0.5	**59.7**	**4.9**	<2	<0.5	<2	**22.2**	<2	<0.5	<0.5	<0.5	**39.1**	<0.5	<1	**5.1**	<0.5	<1	**79.8**	**47.8**	**32**	**443**	**135**	<100	**622**
92526977	MW-38_20210310	MW-38	03/10/2021	<5	**375**	<2	<2	<2	<2	<4	<2	<4	<2	<2	<2	**85.4**	**42.4**	<8	<2	<8	**33.4**	**18.1**	<2	<2	<2	**323**	<2	<4	**29.8**	<2	<4	**290**	**189**	**101**	**1,770**	**619**	<100	**2,490**
92526977	DUP-1-20210310	MW-38	03/10/2021	<5	**377**	<2	<2	<2	<2	<4	<2	<4	<2	<2	<2	**89.7**	**42.4**	<8	<2	<8	**35.1**	<8	<2	<2	<2	**327**	<2	<4	**22.8**	<2	<4	**300**	**195**	**105**	**1,570**	**464**	<100	**2,100**
92530256	MW-38_20210407	MW-38	04/07/2021	<5	**644**	<2.5	<2.5	<2.5	<2.5	<5	<2.5	<5	<2.5	<2.5	<2.5	**136**	**68.1**	<10	<2.5	<10	**50.2**	**11.8**	<2.5	<2.5	<2.5	**473**	<2.5	<5	**46.9**	<2.5	<5	**453**	**299**	**154**	**5,570**	**1,400**	**126**	**6,966**
92537489	MW-38_20210506	MW-38	05/06/2021	<5	**978**	<5	<5	<5	<5	<10	<5	<10	<5	<5	<5	**159**	**107**	<20	<5	<20	**72.7**	**13.1J**	<5	<5	<5	**743**	<5	<10	**53**	<5	<10	**713**	**463**	**250**	**8,950**	**2,100**	**198**	**11,000**
92542375	MW-38_20210603	MW-38	06/03/2021	<5	**1,320**	<5	<5	<5	<5	<10	<5	<10	<5	<5	<5	**230**	**147**	<20	**4.4J**	<20	**87.8**	**16.5J**	<5	<5	<5	**727**	<5	<10	**75**	<5	<10	**935**	**615**	**320**	**11,100**	**2,600**	**236**	**13,700**
92548168	MW-38_20210707	MW-38	07/07/2021	<5	**1,630**	<5	<5	<5	<5	<10	<5	<10	<5	<5	<5	**264**	**205**	<20	**5.7J**	<20	**109**	**23.8**	**12.3**	<5	<5	**780**	<5	<10	**99.9**	**26**	<10	**1,225**	**805**	**420**	**13,400**	**2,840**	**321**	**16,660**
92548168	DUP-1-20210707	MW-38	07/07/2021	<5	**1,630**	<6.2	<6.2	<6.2	<6.2	<12.5	<6.2	<12.5	<6.2	<6.2	<6.2	**271**	**209**	<25	**5.7J**	<25	**113**	**25.1**	**12.8**	<6.2	<6.2	**795**	<6.2	<12.5	**106**	**27.6**	<12.5	**1,256**	**829**	**427**	**14,700**	**3,070**	**356**	**18,100**
92553563	MW-38_20210804	MW-38	08/04/2021	**31.2**	**1,920**	<5	<5	<5	<5	<10	<5	<10	<5	<5	<5	**302**	**150**	<20	**3.9J**	<20	**134**	**18.1J**	**7**	<5	<5	**494**	<5	<10	**51.8**	**13.8**	<10	**892**	**557**	**335**	**15,200**	**2,530**	**243**	**17,900**
92559360	MW-38_20210902	MW-38	09/02/2021	**4.7J**	**2,270**	<6.2	<6.2	<6.2	<6.2	<12.5	<6.2	<12.5	<6.2	<6.2	<6.2	**324**	**307**	<25	**9.0**	<25	**115**	**64.6**	<6.2	<6.2	<6.2	**822**	<6.2	<12.5	**163**	<6.2	<12.5	**1,948**	**1,290**	**658**	**15,600**	**3,890**	**395**	**19,900**
92495906	MW-39_20200916	MW-39	09/16/2020	<5	**966**	<5	<5	<5	<5	<10	**13.9**	<10	<5	<5	<5	**83.3**	**124**	<20	<5	<20	**10.8**	<20	<5	<5	<5	**1,980**	<5	<10	**61.1**	<5	<10	**616**	**407**	**209**	**4,280**	**732**	**177**	**5,190**
92495100	MW-40_20200911	MW-40	09/11/2020	<5	<0.5	<0.5	<0.5	<0.5	<0.5	<1	<0.5	<1	<0.5	<0.5	<0.5	**3.2**	<0.5	<2	<0.5	<2	**1.3**	<2	<0.5	<0.5	<0.5	<0.5	<0.5	<1	<0.5	<0.5	<1	<1.5	<1	<0.5	<100	<100	<100	<100
92501343	MW-40_20201020	MW-40	10/20/2020	**9.1**	<0.5	<0.5	<0.5	<0.5	<0.5	<1	<0.5	<1	<0.5	<0.5	<0.5	<0.5	<0.5	<2	<0.5	<2	<0.5	<2	<0.5	<0.5	<0.5	<0.5	<0.5	<1	<0.5	<0.5	<1	<1.5	<1	<0.5	<100	<100	<100	<100
92508884	MW-40_20201201	MW-40	12/01/2020	**47.9**	**416**	<2.5	<2.5	<2.5	<2.5	<5	<2.5	<5	<2.5	<2.5	<2.5	**27.7**	**37.7**	<10	<2.5	<10	**3.2**	<10	<2.5	<2.5	<2.5	**829**	<2.5	<5	**71.1**	<2.5	<5	**617**	**404**	**213**	**2,770**	**1,070**	**323**	**4,070**
92515075	MW-40_20210106	MW-40	01/06/2021	**32.4**	**1,870**	<12.5	<12.5	<12.5	<12.5	<25	<12.5	<25	<12.5	<12.5	<12.5	**146**	**252**	<50	<12.5	<50	**20**	**78.4**	<12.5	<12.5	<12.5	**4,460**	<12.5	<25	**355**	<12.5	<25	**1,942**	**1,280**	**662**	**12,100**	**6,890**	**1,430**	**20,400**

Table 5A
Summary of Monitoring Well Sampling Results

Colonial Pipeline Company
2020-L1-SR2448
Huntersville, North Carolina

Lab Report Number	Sample ID	Well ID	Sample Date	Metals (µg/L)	VOCs (µg/L)																														MADEP VPH (µg/L)			
				Lead	Benzene	Bromochloromethane	Bromodichloromethane	n-Butylbenzene	sec-Butylbenzene	Chloroethane	Chloroform	Chloromethane	2-Chlorotoluene	Dibromochloromethane	1,2-Dichloroethane	Diisopropyl ether	Ethylbenzene	Hexachloro-1,3-butadiene	Isopropylbenzene (Cumene)	Methylene Chloride	Methyl-tert-butyl ether	Naphthalene	n-Propylbenzene	Styrene	Tetrachloroethene	Toluene	Trichloroethene	Trichlorofluoromethane	1,2,4-Trimethylbenzene	1,3,5-Trimethylbenzene	Vinyl chloride	Xylene (Total)	m&p-Xylene	o-Xylene	C5 - C8 Aliphatics	C9 - C12 Aliphatics	C9 - C10 Aromatics	VPH (Total)
			NCAC 2L Standards	**15**	**1**	**NE**	**0.6**	**70**	**70**	**3000**	**70**	**3**	**100**	**0.4**	**0.4**	**70**	**600**	**0.4**	**70**	**5**	**20**	**6**	**70**	**70**	**0.7**	**600**	**3**	**2000**	**400**	**400**	**0.03**	**500**	**500**	**500**	**400**	**700**	**200**	**NE**
			IMAC Standards	--	--	--	--	--	--	--	--	--	--	--	--	--	--	--	--	--	--	--	--	--	--	--	--	--	--	--	--	--	--	--	--	--	--	--
92495103	MW-41_20200911	MW-41	09/11/2020	<10	<0.5	<0.5	<0.5	<0.5	<0.5	<1	<0.5	<1	<0.5	<0.5	<0.5	**0.72**	<0.5	<2	<0.5	<2	<0.5	<2	<0.5	<0.5	<0.5	<0.5	<0.5	<1	<0.5	<0.5	<1	<1.5	<1	<0.5	<100	<100	<100	<100
92501960	MW-41_20201023	MW-41	10/23/2020	**18.2**	<0.5	<0.5	<0.5	<0.5	<0.5	<1	<0.5	<1	<0.5	<0.5	<0.5	**2.3**	<0.5	<2	<0.5	<2	<0.5	<2	<0.5	<0.5	<0.5	<0.5	<0.5	<1	<0.5	<0.5	<1	<1.5	<1	<0.5	<100	<100	<100	<100
92509560	MW-41_20201203	MW-41	12/03/2020	**13.6**	**5.3**	<0.5	<0.5	<0.5	<0.5	<1	<0.5	<1	<0.5	<0.5	<0.5	**1.6**	**0.68**	<2	<0.5	<2	<0.5	<2	<0.5	<0.5	<0.5	**8.5**	<0.5	<1	<0.5	<0.5	<1	**4.7**	**3.0**	**1.7**	<100	<100	<100	<100
92514898	MW-41_20210105	MW-41	01/05/2021	**70.9**	<0.5	<0.5	<0.5	<0.5	<0.5	<1	<0.5	<1	<0.5	<0.5	<0.5	<0.5	<0.5	<2	<0.5	<2	<0.5	<2	<0.5	<0.5	<0.5	<0.5	<0.5	<1	<0.5	<0.5	<1	<1.5	<1	<0.5	<100	<100	<100	<100
92521555	MW-41_20210210	MW-41	02/10/2021	<5	**16.1**	<0.5	<0.5	<0.5	<0.5	<1	<0.5	<1	<0.5	<0.5	<0.5	**5.4**	<0.5	<2	<0.5	<2	**1.4**	<2	<0.5	<0.5	<0.5	**0.81**	<0.5	<1	**1**	<0.5	<1	**11.7**	**7.2**	**4.5**	**119**	<100	<100	**175**
92527327	MW-41_20210311	MW-41	03/11/2021	<5	**64.3**	<0.5	<0.5	<0.5	<0.5	<1	<0.5	<1	<0.5	<0.5	<0.5	**12.6**	<0.5	<2	<0.5	<2	**3.1**	<2	<0.5	<0.5	<0.5	**4.4**	<0.5	<1	**3.1**	<0.5	<1	**32.8**	**16.1**	**16.7**	**343**	**66.3**	<50	**62.7**
92532417	MW-41_20210408	MW-41	04/08/2021	<5	**7.2**	<0.5	<0.5	<0.5	<0.5	<1	<0.5	<1	<0.5	<0.5	<0.5	**3.4**	<0.5	<2	<0.5	<2	**0.76**	<2	<0.5	<0.5	<0.5	<0.5	<0.5	<1	<0.5	<0.5	<1	**2.5**	**1.1**	**1.4**	<50	<50	<50	<50
92537784	MW-41_20210507	MW-41	05/07/2021	**4.6J**	**0.87**	<0.5	<0.5	<0.5	<0.5	<1	<0.5	<1	<0.5	<0.5	<0.5	**0.71**	<0.5	<2	<0.5	<2	<0.5	**0.81J**	<0.5	<0.5	<0.5	<0.5	<0.5	<1	<0.5	<0.5	<1	**0.44J**	<1	**0.44J**	<50	<50	<50	<50
92542611	MW-41_20210604	MW-41	06/04/2021	<5	<0.5	<0.5	<0.5	<0.5	<0.5	<1	<0.5	<1	<0.5	<0.5	<0.5	<0.5	<0.5	<2	<0.5	<2	<0.5	<2	<0.5	<0.5	<0.5	<0.5	<0.5	<1	<0.5	<0.5	<1	<1.5	<1	<0.5	<50	<50	<50	<50
92548527	MW-41_20210708	MW-41	07/08/2021	**5.1**	<0.5	<0.5	<0.5	<0.5	<0.5	<1	<0.5	<1	<0.5	<0.5	<0.5	<0.5	<0.5	<2	<0.5	<2	<0.5	<2	<0.5	<0.5	<0.5	<0.5	<0.5	<1	<0.5	<0.5	<1	<1.5	<1	<0.5	<50	<50	<50	<50
92553563	MW-41_20210804	MW-41	08/04/2021	<5	**1.5**	<0.5	<0.5	<0.5	<0.5	<1	<0.5	<1	<0.5	<0.5	<0.5	**0.32J**	<0.5	<2	<0.5	<2	<0.5	<2	<0.5	<0.5	<0.5	<0.5	<0.5	<1	<0.5	<0.5	<1	**0.45J**	<1	**0.45J**	<50	<50	<50	<50
92559360	MW-41_20210902	MW-41	09/02/2021	<5	**15.5**	<0.5	<0.5	<0.5	<0.5	<1	<0.5	<1	<0.5	<0.5	<0.5	**3.8J**	<0.5	<2	<0.5	<2	<0.5	<2	<0.5	<0.5	<0.5	**9.0**	<0.5	<1	<0.5	<0.5	<1	**9.8**	**4.5**	**5.3J**	**108**	<50	<50	**123**
92564336	MW-41_20210929	MW-41	09/29/2021	<5	**6.2**	<0.5	<0.5	<0.5	<0.5	<0.5	<0.5	<0.6	<0.5	<0.5	<0.5	**1.0**	**0.73**	<0.6	<0.5	<5	<0.5	<0.5	<0.5	<0.5	<0.5	**9.5**	<0.5	<0.5	<0.5	<0.5	<0.5	**3.4**	**1.9**	**1.5**	<100	<100	<100	NA
92570483	MW-41_20211103	MW-41	11/03/2021	**5.4**	**94.5**	<0.5	<0.5	<0.5	<0.5	<1	<0.5	<1	<0.5	<0.5	<0.5	**21.4**	**1.1**	<2	<0.5	<2	**2.8**	**1.6J**	<0.5	<0.5	<0.5	**57.3**	<0.5	<1	**6.3**	<0.5	<1	**86**	**46.2**	**39.8**	**876**	**182**	<50	**1,070**
92575654	MW-41_20211202	MW-41	12/02/2021	<5	**14.4**	<0.5	<0.5	<0.5	<0.5	<1	<0.5	<1	<0.5	<0.5	<0.5	**9.3**	<0.5	<2	<0.5	<2	**0.82**	<2	<0.5	<0.5	<0.5	**6.3**	<0.5	<1	**0.93**	**0.38J**	<1	**20**	**8.4**	**11.6**	**140**	<50	<50	**180**
92583376	MW-41_20220106	MW-41	01/06/2022	**0.21J**	**174**	<0.5	<0.5	<0.5	<0.5	<1	<0.5	<1	<0.5	<0.5	<0.5	**15.9**	**5.5**	<2	**0.69**	<2	<0.5	**4.9**	**0.86**	<0.5	<0.5	**147**	<0.5	<1	**13.6**	**4.7**	<1	**188.2**	**86.2**	**102**	**1,790**	**320**	<50	**2,150**
92495626	MW-42_20200915	MW-42	09/15/2020	<5	**1.3**	<0.5	**1.9**	<0.5	<0.5	<1	**23.8**	<1	<0.5	<0.5	<0.5	<0.5	**2.4**	<2	<0.5	<2	<0.5	<2	<0.5	<0.5	<0.5	**10.8**	<0.5	<1	**5.3**	**1.4**	<1	**19.5**	**13.3**	**6.2**	<100	<100	<100	**150**
92500606	MW-42_20201007	MW-42	09/13/2020	<5	**0.78**	<0.5	**0.7**	<0.5	<0.5	<1	**23.9**	<1	<0.5	<0.5	<0.5	<0.5	**0.75**	<2	<0.5	<2	<0.5	<2	<0.5	<0.5	<0.5	**1.8**	<0.5	<1	**1.3**	<0.5	<1	**8.5**	**4.9**	**3.6**	<100	<100	<100	<100
92501344	MW-42_20201020	MW-42	10/20/2020	<5	<0.5	<0.5	<0.5	<0.5	<0.5	<1	**15.5**	<1	<0.5	<0.5	<0.5	<0.5	<0.5	<2	<0.5	<2	<0.5	<2	<0.5	<0.5	<0.5	<0.5	<0.5	<1	<0.5	<0.5	<1	<1.5	<1	<0.5	<100	<100	<100	<100
92509255	MW-42_20201202	MW-42	12/02/2020	<5	<0.5	<0.5	<0.5	<0.5	<0.5	<1	**10.6**	<1	<0.5	<0.5	<0.5	<0.5	<0.5	<2	<0.5	<2	<0.5	<2	<0.5	<0.5	<0.5	<0.5	<0.5	<1	<0.5	<0.5	<1	<1.5	<1	<0.5	<100	<100	<100	<100
92515387	MW-42_20210107	MW-42	01/07/2021	<5	<0.5	<0.5	<0.5	<0.5	<0.5	<1	**6.8**	<1	<0.5	<0.5	<0.5	<0.5	<0.5	<2	<0.5	<2	<0.5	<2	<0.5	<0.5	<0.5	<0.5	<0.5	<1	<0.5	<0.5	<1	<1.5	<1	<0.5	<100	<100	<100	<100
92522125	MW-42_20210212	MW-42	02/12/2021	<5	<0.5	<0.5	<0.5	<0.5	<0.5	<1	**5.3**	<1	<0.5	<0.5	<0.5	<0.5	**1.6**	<2	<0.5	<2	<0.5	**4.4**	<0.5	<0.5	<0.5	**3.3**	<0.5	<1	**14.8**	**3.9**	<1	**10.9**	**7.3**	**3.6**	<100	<100	**123**	**252**
92526617	MW-42_20210309	MW-42	03/09/2021	**5.0**	<0.5	<0.5	<0.5	<0.5	<0.5	<1	**6**	<1	<0.5	<0.5	<0.5	<0.5	<0.5	<2	<0.5	<2	<0.5	<2	<0.5	<0.5	<0.5	<0.5	<0.5	<1	<0.5	<0.5	<1	<1.5	<1	<0.5	<100	<100	<100	<100
92531227	MW-42_20210405	MW-42	04/05/2021	<5	<0.5	<0.5	<0.5	<0.5	<0.5	<1	**4**	<1	<0.5	<0.5	<0.5	<0.5	<0.5	<2	<0.5	<2	<0.5	<2	<0.5	<0.5	<0.5	<0.5	<0.5	<1	<0.5	<0.5	<1	<1.5	<1	<0.5	<50	<50	<50	<50
92536429	MW-42_20210503	MW-42	05/03/2021	<5	<0.5	<0.5	<0.5	<0.5	<0.5	<1	**3.7**	<1	<0.5	<0.5	<0.5	<0.5	<0.5	<2	<0.5	<2	<0.5	**0.88J**	<0.5	<0.5	<0.5	<0.5	<0.5	<1	<0.5	<0.5	<1	**1.13J**	**0.74J**	**0.39J**	<50	<50	<50	<50
92541705	MW-42_20210601	MW-42	06/01/2021	<5	<0.5	<0.5	<0.5	<0.5	<0.5	<1	**3**	<1	<0.5	<0.5	<0.5	<0.5	<0.5	<2	<0.5	<2	<0.5	<2	<0.5	<0.5	<0.5	<0.5	<0.5	<1	<0.5	<0.5	<1	<1.5	<1	<0.5	<50	<50	<50	<50
92547901	MW-42_20210706	MW-42	07/06/2021	**5.3**	<0.5	<0.5	<0.5	<0.5	<0.5	<1	<0.5	<1	<0.5	<0.5	<0.5	<0.5	<0.5	<2	<0.5	<2	<0.5	<2	<0.5	<0.5	<0.5	<0.5	<0.5	<1	<0.5	<0.5	<1	<1.5	<1	<0.5	<50	<50	<50	<50
92552929	MW-42_20210802	MW-42	08/02/2021	<5	<0.5	<0.5	<0.5	<0.5	<0.5	<1	**1.6**	<1	<0.5	<0.5	<0.5	<0.5	<0.5	<2	<0.5	<2	<0.5	<2	<0.5	<0.5	<0.5	<0.5	<0.5	<1	<0.5	<0.5	<1	<1.5	<1	<0.5	<50	<50	<50	<50
92558450	MW-42_20210830	MW-42	08/30/2021	<5	<0.5	<0.5	<0.5	<0.5	<0.5	<1	**1.7**	<1	<0.5	<0.5	<0.5	<0.5	<0.5	<2	<0.5	<2	<0.5	<2	<0.5	<0.5	<0.5	<0.5	<0.5	<1	<0.5	<0.5	<1	<1	<1	<0.5	<50	<50	<50	<50
92564679	MW-42_20211004	MW-42	10/04/2021	<5	<0.5	<0.5	<0.5	<0.5	<0.5	<0.5	**0.84**	<0.6	<0.5	<0.5	<0.5	<0.5	<0.5	<0.6	<0.5	<5	<0.5	<0.5	<0.5	<0.5	<0.5	<0.5	<0.5	<0.5	<0.5	<0.5	<0.5	<1.5	<1	<0.5	<100	<100	<100	NA
92569880	MW-42_20211101	MW-42	11/01/2021	<5	<0.5	<0.5	<0.5	<0.5	<0.5	<1	**0.85**	<1	<0.5	<0.5	<0.5	<0.5	<0.5	<2	<0.5	<2	<0.5	<2	<0.5	<0.5	<0.5	<0.5	<0.5	<1	<0.5	<0.5	<1	<1.5	<1	<0.5	<50	<50	<50	<50
92574894	MW-42_20211130	MW-42	11/30/2021	<5	<0.5	<0.5	<0.5	<0.5	<0.5	<1	**0.69**	<1	<0.5	<0.5	<0.5	<0.5	<0.5	<2	<0.5	<2	<0.5	<2	<0.5	<0.5	<0.5	<0.5	<0.5	<1	<0.5	<0.5	<1	<1.5	<1	<0.5	<50	<50	<50	<50
92580646 92580647	MW-42_20220103	MW-42	01/03/2022	<5	<0.5	<0.5	<0.5	<0.5	<0.5	<1	**0.46J**	<1	<0.5	<0.5	<0.5	<0.5	<0.5	<2	<0.5	<2	<0.5	<2	<0.5	<0.5	<0.5	<0.5	<0.5	<1	<0.5	<0.5	<1	<1.5	<1	<0.5	<50	<50	<50	<50
92585315	MW-42_20220131	MW-42	01/31/2022	<5	<0.5	<0.5	<0.5	<0.5	<0.5	<1	<0.5	<1	<0.5	<0.5	<0.5	<0.5	<0.5	<2	<0.5	<2	<0.5	<2	<0.5	<0.5	<0.5	<0.5	<0.5	<1	<0.5	<0.5	<1	<1.5	<1	<0.5	<50	<50	<50	<50
92590512	MW-42_20220228	MW-42	02/28/2022	<5	<0.5	<0.5	<0.5	<0.5	<0.5	<1	<0.5	<1	<0.5	<0.5	<0.5	<0.5	<0.5	<2	<0.5	<2	<0.5	<2	<0.5	<0.5	<0.5	<0.5	<0.5	<1	<0.5	<0.5	<1	<1.5	<1	<0.5	<50	<50	<50	<50
92495907	MW-43_20200916	MW-43	09/16/2020	<5	<0.5	<0.5	**1.8**	<0.5	<0.5	<1	**12.1**	<1	<0.5	<0.5	<0.5	<0.5	<0.5	<2	<0.5	<2	<0.5	<2	<0.5	<0.5	<0.5	**1.4**	<0.5	<1	**0.58**	<0.5	<1	**2.33**	**1.5**	**0.83**	<100	<100	<100	<100
92501960	MW-43_20201023	MW-43	10/23/2020	<5	<0.5	<0.5	**0.51**	<0.5	<0.5	<1	**5.8**	<1	<0.5	<0.5	<0.5	<0.5	<0.5	<2	<0.5	<2	<0.5	<2	<0.5	<0.5	<0.5	<0.5	<0.5	<1	<0.5	<0.5	<1	<1.5	<1	<0.5	<100	<100	<100	<100
92509250	MW-43_20201202	MW-43	12/02/2020	<5	<0.5	<0.5	<0.5	<0.5	<0.5	<1	**2.1**	<1	<0.5	<0.5	<0.5	<0.5	<0.5	<2	<0.5	<2	<0.5	<2	<0.5	<0.5	<0.5	<0.5	<0.5	<1	<0.5	<0.5	<1	<1.5	<1	<0.5	<100	<100	<100	<100
92514898	MW-43_20210105	MW-43	01/05/2021	<5	<0.5	<0.5	<0.5	<0.5	<0.5	<1	**1.2**	<1	<0.5	<0.5	<0.5	<0.5	<0.5	<2	<0.5	<2	<0.5	<2	<0.5	<0.5	<0.5	<0.5	<0.5	<1	<0.5	<0.5	<1	<1.5	<1	<0.5	<100	<100	<100	<100
92521237	MW-43_20210209	MW-43	02/09/2021	<5	<0.5	<0.5	<0.5	<0.5	<0.5	<1	**0.59**	<1	<0.5	<0.5	<0.5	<0.5	<0.5	<2	<0.5	<2	<0.5	<2	<0.5	<0.5	<0.5	<0.5	<0.5	<1	<0.5	<0.5	<1	<1.5	<1	<0.5	<100	<100	<100	<100
92527475	MW-43_20210312	MW-43	03/12/2021	<5	<0.5	<0.5	<0.5	<0.5	<0.5	<1	<0.5	<1	<0.5	<0.5	<0.5	<0.5	<0.5	<2	<0.5	<2	<0.5	<2	<0.5	<0.5	<0.5	<0.5	<0.5	<1	<0.5	<0.5	<1	<1.5	<1	<0.5	<50	<50	<50	<50
92532417	MW-43_20210408	MW-43	04/08/2021	<5	<0.5	<0.5	<0.5	<0.5	<0.5	<1	<0.5	<1	<0.5	<0.5	<0.5	<0.5	<0.5	<2	<0.5	<2	<0.5	<2	<0.5	<0.5	<0.5	<0.5	<0.5	<1	<0.5	<0.5	<1	<1.5	<1	<0.5	<50	<50	<50	<50
92537784	MW-43_20210507	MW-43	05/07/2021	**7.7**	<0.5	<0.5	<0.5	<0.5	<0.5	<1	<0.5	<1	<0.5	<0.5	<0.5	<0.5	<0.5	<2	<0.5	<2	<0.5	<2	<0.5	<0.5	<0.5	<0.5	<0.5	**0.55J**	<0.5	<0.5	<1	<1.5	<1	<0.5	<50	<50	<50	<50
92542375	MW-43_20210603	MW-43	06/03/2021	<5	<0.5	<0.5	<0.5	<0.5	<0.5	<1	<0.5	<1	<0.5	<0.5	<0.5	<0.5	<0.5	<2	<0.5	<2	<0.5	<2	<0.5	<0.5	<0.5	<0.5	<0.5	**0.48J**	<0.5	<0.5	<1	<1.5	<1	<0.5	<50	<50	<50	<50
92548527	MW-43_20210708	MW-43	07/08/2021	<5	<0.5	<0.5	<0.5	<0.5	<0.5	<1	<0.5	<1	<0.5	<0.5	<0.5	<0.5	<0.5	<2	<0.5	<2	<0.5	<2	<0.5	<0.5	<0.5	<0.5	<0.5	**0.46J**	<0.5	<0.5	<1	<1.5	<1	<0.5	<50	<50	<50	<50
92554137	MW-43_20210805	MW-43	08/05/2021	<5	<0.5	<0.5	<0.5	<0.5	<0.5	<1	<0.5	<1	<0.5	<0.5	<0.5	<0.5	<0.5	<2	<0.5	<2	<0.5	<2	<0.5	<0.5	<0.5	<0.5	<0.5	**0.58J**	<0.5	<0.5	<1	<1.5	<1	<0.5	<50	<50	<50	<50
92559360	MW-43_20210902	MW-43	09/02/2021	<5	<0.5	<0.5	<0.5	<0.5	<0.5	<1	<0.5	<1	<0.5	<0.5	<0.5	<0.5	<0.5	<2	<0.5	<2	<0.5	<2	<0.5	<0.5	<0.5	<0.5	<0.5	**0.77J**	<0.5	<0.5	<1	<1.5	<1	<0.5	<50	<50	<50	<50
92564336	MW-43_20210929	MW-43	09/29/2021	<5.0	<0.5	<0.5	<0.5	<0.5	<0.5	<0.5	<0.5	<0.6	<0.5	<0.5	<0.5	<0.5	<0.5	<0.6	<0.5	<5	<0.5	<0.5	<0.5	<0.5	<0.5	**0.24J**	**0.63**	<0.5	<0.5	<0.5	<1.5	<1	<0.5	<100	<100	<100	NA
92570483	MW-43_20211103	MW-43	11/03/2021	<5	<0.5	<0.5	<0.5	<0.5	<0.5	<1	<0.5	<1	<0.5	<0.5	<0.5	<0.5	<0.5	<2	<0.5	<2	<0.5	<2	<0.5	<0.5	<0.5	<0.5	<0.5	**0.47J**	<0.5	<0.5	<1	<1.5	<1	<0.5	<50	<50	<50	<50
92575654	MW-43_20211202	MW-43	12/02/2021	<5	<0.5	<0.5	<0.5	<0.5	<0.5	<1	<0.5	<1	<0.5	<0.5	<0.5	<0.5	<0.5	<2	<0.5	<2	<0.5	<2	<0.5	<0.5	<0.5	<0.5	<0.5	**0.64J**	<0.5	<0.5	<1	<1.5	<1	<0.5	<50	<50	<50	<50

Table 5A
Summary of Monitoring Well Sampling Results

Colonial Pipeline Company
2020-L1-SR2448
Huntersville, North Carolina

Lab Report Number	Sample ID	Well ID	Sample Date	Metals (µg/L)	VOCs (µg/L)																														MADEP VPH (µg/L)			
				Lead	Benzene	Bromochloromethane	Bromodichloromethane	n-Butylbenzene	sec-Butylbenzene	Chloroethane	Chloroform	Chloromethane	2-Chlorotoluene	Dibromochloromethane	1,2-Dichloroethane	Diisopropyl ether	Ethylbenzene	Hexachloro-1,3-butadiene	Isopropylbenzene (Cumene)	Methylene Chloride	Methyl-tert-butyl ether	Naphthalene	n-Propylbenzene	Styrene	Tetrachloroethene	Toluene	Trichloroethene	Trichlorofluoromethane	1,2,4-Trimethylbenzene	1,3,5-Trimethylbenzene	Vinyl chloride	Xylene (Total)	m&p-Xylene	o-Xylene	C5 - C8 Aliphatics	C9 - C12 Aliphatics	C9 - C10 Aromatics	VPH (Total)
			NCAC 2L Standards	**15**	**1**	**NE**	**0.6**	**70**	**70**	**3000**	**70**	**3**	**100**	**0.4**	**0.4**	**70**	**600**	**0.4**	**70**	**5**	**20**	**6**	**70**	**70**	**0.7**	**600**	**3**	**2000**	**400**	**400**	**0.03**	**500**	**500**	**500**	**400**	**700**	**200**	**NE**
			IMAC Standards	--	--	--	--	--	--	--	--	--	--	--	--	--	--	--	--	--	--	--	--	--	--	--	--	--	--	--	--	--	--	--	--	--	--	--
92583209	MW-43_20220105	MW-43	01/05/2022	<5	<0.5	<0.5	<0.5	<0.5	<0.5	<1	<0.5	<1	<0.5	<0.5	<0.5	<0.5	<0.5	<2	<0.5	<2	<0.5	<2	<0.5	<0.5	<0.5	<0.5	<0.5	<1	<0.5	<0.5	<1	<1.5	<1	<0.5	<50	<50	<50	<50
92586178	MW-43_20220203	MW-43	02/03/2022	<5	<0.5	<0.5	<0.5	<0.5	<0.5	<1	<0.5	<1	<0.5	<0.5	<0.5	<0.5	<0.5	<2	<0.5	<2	<0.5	<2	<0.5	<0.5	<0.5	<0.5	<0.5	**0.54J**	<0.5	<0.5	<1	<1.5	<1	<0.5	<50	<50	<50	<50
92591151	MW-43_20220302	MW-43	03/02/2022	<5	<0.5	<0.5	<0.5	<0.5	<0.5	<1	<0.5	<1	<0.5	<0.5	<0.5	<0.5	<0.5	<2	<0.5	<2	<0.5	<2	<0.5	<0.5	<0.5	<0.5	<0.5	**0.68J**	<0.5	<0.5	<1	<1.5	<1	<0.5	<50	<50	<50	<50
92495627	MW-44_20200915	MW-44	09/15/2020	**34.6**	**11.2**	<0.5	<0.5	<0.5	<0.5	<1	**18.5**	<1	<0.5	<0.5	<0.5	<0.5	**8.4**	<2	<0.5	<2	<0.5	**2.1**	**0.78**	<0.5	<0.5	**77.1**	<0.5	<1	**4.3**	**0.58**	<1	**35**	**21.3**	**13.7**	**155**	<100	<100	**252**
92501345	MW-44_20201020	MW-44	10/20/2020	<5	**0.6**	<0.5	<0.5	<0.5	<0.5	<1	**1.2**	<1	<0.5	<0.5	<0.5	<0.5	**0.53**	<2	<0.5	<2	<0.5	<2	<0.5	<0.5	<0.5	**3**	<0.5	<1	**0.77**	<0.5	<1	**4.1**	**2.7**	**1.4**	<100	<100	<100	<100
92508886	MW-44_20201201	MW-44	12/02/2020	**8.9**	<0.5	<0.5	<0.5	<0.5	<0.5	<1	<0.5	<1	<0.5	<0.5	<0.5	<0.5	<0.5	<2	<0.5	<2	<0.5	<2	<0.5	<0.5	<0.5	**1.4**	<0.5	<1	**0.55**	<0.5	<1	**1.86**	**1.3**	**0.56**	<100	<100	<100	<100
92514892	MW-44_20210105	MW-44	01/05/2021	**54.4**	<0.5	<0.5	<0.5	<0.5	<0.5	<1	<0.5	<1	<0.5	<0.5	<0.5	<0.5	<0.5	<2	<0.5	<2	<0.5	<2	<0.5	<0.5	<0.5	<0.5	<0.5	<1	<0.5	<0.5	<1	<1.5	<1	<0.5	<100	<100	<100	<100
92522126	MW-44_20210212	MW-44	02/12/2021	**7.2**	<0.5	<0.5	<0.5	<0.5	<0.5	<1	<0.5	<1	<0.5	<0.5	<0.5	<0.5	<0.5	<2	<0.5	<2	<0.5	<2	<0.5	<0.5	<0.5	<0.5	<0.5	<1	<0.5	<0.5	<1	<1.5	<1	<0.5	<100	<100	<100	<100
92527474	MW-44_20210312	MW-44	03/12/2021	<5	<0.5	<0.5	<0.5	<0.5	<0.5	<1	<0.5	<1	<0.5	<0.5	<0.5	<0.5	<0.5	<2	<0.5	<2	<0.5	<2	<0.5	<0.5	<0.5	<0.5	<0.5	<1	<0.5	<0.5	<1	<1.5	<1	<0.5	<50	<50	<50	<50
92531580	MW-44_20210406	MW-44	04/06/2021	<5	<0.5	<0.5	<0.5	<0.5	<0.5	<1	<0.5	<1	<0.5	<0.5	<0.5	<0.5	<0.5	<2	<0.5	<2	<0.5	<2	<0.5	<0.5	<0.5	<0.5	<0.5	<1	<0.5	<0.5	<1	<1.5	<1	<0.5	<50	<50	<50	<50
92536726	MW-44_20210504	MW-44	05/04/2021	**18**	**2**	<0.5	<0.5	<0.5	<0.5	<1	<0.5	<1	<0.5	<0.5	<0.5	<0.5	<0.5	<2	<0.5	<2	<0.5	<2	<0.5	<0.5	<0.5	**3.1**	<0.5	<1	<0.5	<0.5	<1	<1.5	<1	<0.5	**63.8**	<50	<50	**67**
92541991	MW-44_20210602	MW-44	06/02/2021	**19.1**	**6.1**	<0.5	<0.5	<0.5	<0.5	<1	<0.5	<1	<0.5	<0.5	<0.5	<0.5	**0.44J**	<2	<0.5	<2	<0.5	<2	<0.5	<0.5	<0.5	**12.4**	<0.5	<1	<0.5	<0.5	<1	**2.14**	**1.8**	**0.34J**	**91.3**	<50	<50	**97.8**
92548169	MW-44_20210707	MW-44	07/07/2021	<5	**5.2**	<0.5	<0.5	<0.5	<0.5	<1	<0.5	<1	<0.5	<0.5	<0.5	<0.5	<0.5	<2	<0.5	<2	<0.5	<2	<0.5	<0.5	<0.5	**10.0**	<0.5	<1	<0.5	<0.5	<1	**2.13**	**1.7**	**0.43J**	**88.4**	<50	<50	**96.9**
92553185	MW-44_20210803	MW-44	08/03/2021	**8.6**	**3.8**	<0.5	<0.5	<0.5	<0.5	<1	<0.5	<1	<0.5	<0.5	<0.5	<0.5	**0.81**	<2	<0.5	<2	<0.5	<2	<0.5	<0.5	<0.5	**25.1**	<0.5	<1	<0.5	**0.4J**	<1	**10**	**7.7**	**2.3**	**210**	<50	<50	**240**
92558740	MW-44_20210831	MW-44	08/31/2021	**7.3**	<0.5	<0.5	<0.5	<0.5	<0.5	<1	<0.5	<1	<0.5	<0.5	<0.5	<0.5	<0.5	<2	<0.5	<2	<0.5	<2	<0.5	<0.5	<0.5	<0.5	<0.5	<1	<0.5	<0.5	<1	<1.5	<1	<0.5	<50	<50	<50	<50
92564678	MW-44_20211004	MW-44	10/04/2021	<5.0	<0.5	<0.5	<0.5	<0.5	<0.5	<0.5	<0.5	<0.6	<0.5	<0.5	<0.5	<0.5	<0.5	<0.6	<0.5	<5	<0.5	<0.5	<0.5	<0.5	<0.5	<0.5	<0.5	<0.5	<0.5	<0.5	<0.5	<1.5	<1	<0.5	<100	<100	<100	NA
92570178	MW-44_20211102	MW-44	11/02/2021	**6.0**	<0.5	<0.5	<0.5	<0.5	<0.5	<1	<0.5	<1	<0.5	<0.5	<0.5	<0.5	<0.5	<2	<0.5	<2	<0.5	<2	<0.5	**0.36J**	<0.5	<0.5	<0.5	<1	<0.5	<0.5	<1	<1.5	<1	<0.5	<50	<50	<50	<50
92574905	MW-44_20211130	MW-44	11/30/2021	**19.5**	**0.83**	<0.5	<0.5	<0.5	<0.5	<1	<0.5	<1	<0.5	<0.5	<0.5	<0.5	**0.95**	<2	<0.5	<2	<0.5	<2	<0.5	<0.5	<0.5	**32.7**	<0.5	<1	**6.4**	**3.2J**	<1	**110.5**	**51.7**	**58.8**	**134**	**196**	<50	**357**
92495624	MW-45_20200915	MW-45	09/15/2020	<5	**2.8**	<0.5	**1.4**	<0.5	<0.5	<1	**20**	<1	<0.5	<0.5	<0.5	<0.5	**3.1**	<2	<0.5	<2	<0.5	<2	<0.5	<0.5	<0.5	**27.8**	<0.5	<1	**4.5**	**1.1**	<1	**26.1**	**17.7**	**8.4**	<100	<100	<100	**154**
92499587	MW-45_20201007	MW-45	10/07/2020	<5	**1**	<0.5	**0.64**	<0.5	<0.5	<1	**15.8**	<1	<0.5	<0.5	<0.5	<0.5	**0.88**	<2	<0.5	<2	<0.5	<2	<0.5	<0.5	<0.5	**6.2**	<0.5	<1	**1.4**	<0.5	<1	**10.4**	**6.7**	**3.7**	<100	<100	<100	<100
92501345	MW-45_20201020	MW-45	10/20/2020	**39.5**	<0.5	<0.5	**0.58**	<0.5	<0.5	<1	**11.7**	<1	<0.5	<0.5	<0.5	<0.5	<0.5	<2	<0.5	<2	<0.5	<2	<0.5	<0.5	<0.5	**0.91**	<0.5	<1	<0.5	<0.5	<1	**2.04**	**1.3**	**0.74**	<100	<100	<100	<100
92509251	MW-45_20201202	MW-45	12/02/2020	**12.6**	<0.5	<0.5	<0.5	<0.5	<0.5	<1	**5.9**	<1	<0.5	<0.5	<0.5	<0.5	<0.5	<2	<0.5	<2	<0.5	<2	<0.5	<0.5	<0.5	<0.5	<0.5	<1	<0.5	<0.5	<1	<1.5	<1	<0.5	<100	<100	<100	<100
92514892	MW-45_20210105	MW-45	01/05/2021	**12.8**	<0.5	<0.5	<0.5	<0.5	<0.5	<1	**4.6**	<1	<0.5	<0.5	<0.5	<0.5	<0.5	<2	<0.5	<2	<0.5	<2	<0.5	<0.5	<0.5	<0.5	<0.5	<1	<0.5	<0.5	<1	<1.5	<1	<0.5	<100	<100	<100	<100
92522126	MW-45_20210212	MW-45	02/12/2021	<5	<0.5	<0.5	<0.5	<0.5	<0.5	<1	**3.8**	<1	<0.5	<0.5	<0.5	<0.5	<0.5	<2	<0.5	<2	<0.5	<2	<0.5	<0.5	<0.5	<0.5	<0.5	<1	<0.5	<0.5	<1	<1.5	<1	<0.5	<100	<100	<100	<100
92522126	DUP-1-20210212	MW-45	02/12/2021	<5	<0.5	<0.5	<0.5	<0.5	<0.5	<1	**3.7**	<1	<0.5	<0.5	<0.5	<0.5	<0.5	<2	<0.5	<2	<0.5	<2	<0.5	<0.5	<0.5	<0.5	<0.5	<1	<0.5	<0.5	<1	<1.5	<1	<0.5	<100	<100	<100	<100
92527474	MW-45_20210312	MW-45	03/12/2021	**6.1**	<0.5	<0.5	<0.5	<0.5	<0.5	<1	**3.3**	<1	<0.5	<0.5	<0.5	<0.5	<0.5	<2	<0.5	<2	<0.5	<2	<0.5	<0.5	<0.5	<0.5	<0.5	<1	<0.5	<0.5	<1	<1.5	<1	<0.5	<50	<50	<50	<50
92531580	MW-45_20210406	MW-45	04/06/2021	<5	<0.5	<0.5	<0.5	<0.5	<0.5	<1	**2.1**	<1	<0.5	<0.5	<0.5	<0.5	<0.5	<2	<0.5	<2	<0.5	<2	<0.5	<0.5	<0.5	<0.5	<0.5	<1	<0.5	<0.5	<1	<1.5	<1	<0.5	<50	<50	<50	<50
92536726	MW-45_20210504	MW-45	05/04/2021	<5	<0.5	<0.5	<0.5	<0.5	<0.5	<1	**1.7**	<1	<0.5	<0.5	<0.5	<0.5	<0.5	<2	<0.5	<2	<0.5	<2	<0.5	<0.5	<0.5	<0.5	<0.5	<1	<0.5	<0.5	<1	<1.5	<1	<0.5	<50	<50	<50	<50
92541703	MW-45_20210601	MW-45	06/01/2021	<5	<0.5	<0.5	<0.5	<0.5	<0.5	<1	**1.1**	<1	<0.5	<0.5	<0.5	**0.39J**	<0.5	<2	<0.5	<2	<0.5	**0.71J**	<0.5	<0.5	<0.5	<0.5	<0.5	<1	<0.5	<0.5	<1	**1.08J**	**0.73J**	**0.35J**	<50	<50	<50	<50
92547899	MW-45_20210706	MW-45	07/06/2021	<5	<0.5	<0.5	<0.5	<0.5	<0.5	<1	**0.61**	<1	<0.5	<0.5	<0.5	**0.65**	<0.5	<2	<0.5	<2	<0.5	<2	<0.5	<0.5	<0.5	<0.5	<0.5	<1	<0.5	<0.5	<1	<1.5	<1	<0.5	<50	<50	<50	<50
92553065	MW-45_20210802	MW-45	08/02/2021	<5	<0.5	<0.5	<0.5	<0.5	<0.5	<1	**0.43J**	<1	<0.5	<0.5	<0.5	**0.84**	<0.5	<2	<0.5	<2	<0.5	<2	<0.5	<0.5	<0.5	<0.5	<0.5	<1	<0.5	<0.5	<1	<1.5	<1	<0.5	<50	<50	<50	<50
92558446	MW-45_20210830	MW-45	08/30/2021	<5	<0.5	<0.5	<0.5	<0.5	<0.5	<1	<0.5	<1	<0.5	<0.5	<0.5	**0.68**	<0.5	<2	<0.5	<2	<0.5	<2	<0.5	<0.5	<0.5	<0.5	<0.5	<1	<0.5	<0.5	<1	<1	<1	<0.5	<50	<50	<50	<50
92564488	MW-45_20211001	MW-45	10/01/2021	**10.8**	<0.5	<0.5	<0.5	<0.5	<0.5	<0.5	**0.21J**	<0.60	<0.5	<0.5	<0.5	**0.2J**	<0.5	<0.6	<0.5	<5	<0.5	<0.5	<0.5	<0.5	<0.5	<0.5	<0.5	<0.5	<0.5	<0.5	<0.5	<1.5	<1	<0.5	<100	<100	<100	NA
92569882	MW-45_20211101	MW-45	11/01/2021	**5.1**	<0.5	<0.5	<0.5	<0.5	<0.5	<1	<0.5	<1	<0.5	<0.5	<0.5	<0.5	<0.5	<2	<0.5	<2	<0.5	<2	<0.5	<0.5	<0.5	<0.5	<0.5	<1	<0.5	<0.5	<1	<1.5	<1	<0.5	<50	<50	<50	<50
92574905	MW-45_20211130	MW-45	11/30/2021	<5	<0.5	<0.5	<0.5	<0.5	<0.5	<1	<0.5	<1	<0.5	<0.5	<0.5	<0.5	<0.5	<2	<0.5	<2	<0.5	<2	<0.5	<0.5	<0.5	<0.5	<0.5	<1	<0.5	<0.5	<1	<1.5	<1	<0.5	<50	<50	<50	<50
92580645 92580644	MW-45_20220103	MW-45	01/03/2022	<5	<0.5	<0.5	<0.5	<0.5	<0.5	<1	<0.5	<1	<0.5	<0.5	<0.5	<0.5	<0.5	<2	<0.5	<2	<0.5	<2	<0.5	<0.5	<0.5	<0.5	<0.5	<1	<0.5	<0.5	<1	<1.5	<1	<0.5	<50	<50	<50	<50
92585316	MW-45_20220131	MW-45	01/31/2022	<5	<0.5	<0.5	<0.5	<0.5	<0.5	<1	<0.5	<1	<0.5	<0.5	<0.5	<0.5	<0.5	<2	<0.5	<2	<0.5	<2	<0.5	<0.5	<0.5	<0.5	<0.5	<1	<0.5	<0.5	<1	<1.5	<1	<0.5	<50	<50	<50	<50
92590515	MW-45_20220228	MW-45	02/28/2022	<5	<0.5	<0.5	<0.5	<0.5	<0.5	<1	<0.5	<1	<0.5	<0.5	<0.5	<0.5	<0.5	<2	<0.5	<2	<0.5	<2	<0.5	<0.5	<0.5	<0.5	<0.5	<1	<0.5	<0.5	<1	<1.5	<1	<0.5	<50	<50	<50	<50
92495627	MW-46_20200915	MW-46	09/15/2020	<5	**1.6**	<0.5	**2.5**	<0.5	<0.5	<1	**26.2**	<1	<0.5	**0.58**	<0.5	<0.5	**3.1**	<2	<0.5	<2	<0.5	<2	<0.5	<0.5	<0.5	**17.3**	<0.5	<1	**3.7**	**0.83**	<1	**22.1**	**15.5**	**6.6**	<100	<100	<100	**114**
92501345	MW-46_20201020	MW-46	10/20/2020	<5	<0.5	<0.5	<0.5	<0.5	<0.5	<1	**17.6**	<1	<0.5	<0.5	<0.5	<0.5	**0.52**	<2	<0.5	<2	<0.5	<2	<0.5	<0.5	<0.5	**1.2**	<0.5	<1	**1.4**	<0.5	<1	**4.9**	**3.6**	**1.3**	<100	<100	<100	<100
92509251	MW-46_20201202	MW-46	12/02/2020	<5	<0.5	<0.5	<0.5	<0.5	<0.5	<1	**10.9**	<1	<0.5	<0.5	<0.5	<0.5	<0.5	<2	<0.5	<2	<0.5	<2	<0.5	<0.5	<0.5	<0.5	<0.5	<1	<0.5	<0.5	<1	<1.5	<1	<0.5	<100	<100	<100	<100
92515216	MW-46_20210106	MW-46	01/06/2021	**13.3**	<0.5	<0.5	<0.5	<0.5	<0.5	<1	**5.2**	<1	<0.5	<0.5	<0.5	<0.5	<0.5	<2	<0.5	<2	<0.5	<2	<0.5	<0.5	<0.5	<0.5	<0.5	<1	<0.5	<0.5	<1	<1.5	<1	<0.5	<100	<100	<100	<100
92521851	MW-46_20210211	MW-46	02/11/2021	<5	**0.74**	<0.5	<0.5	<0.5	<0.5	<1	**2.4**	<1	<0.5	<0.5	<0.5	<0.5	<0.5	<2	<0.5	<2	<0.5	<2	<0.5	<0.5	<0.5	**0.7**	<0.5	<1	<0.5	<0.5	<1	**2.17**	**1.3**	**0.87**	<100	<100	<100	**118**
92531580	MW-46_20210406	MW-46	04/06/2021	<5	<0.5	<0.5	<0.5	<0.5	<0.5	<1	**1.6**	<1	<0.5	<0.5	<0.5	<0.5	<0.5	<2	<0.5	<2	<0.5	<2	<0.5	<0.5	<0.5	<0.5	<0.5	<1	<0.5	<0.5	<1	<1.5	<1	<0.5	<50	<50	<50	<50
92536428	MW-46_20210503	MW-46	05/03/2021	<5	<0.5	<0.5	<0.5	<0.5	<0.5	<1	**1.5**	<1	<0.5	<0.5	<0.5	<0.5	<0.5	<2	<0.5	<2	<0.5	<2	<0.5	<0.5	<0.5	<0.5	<0.5	<1	<0.5	<0.5	<1	<1.5	<1	<0.5	<50	<50	<50	<50
92541703	MW-46_20210601	MW-46	06/01/2021	<5	<0.5	<0.5	<0.5	<0.5	<0.5	<1	**1.8**	<1	<0.5	<0.5	<0.5	<0.5	<0.5	<2	<0.5	<2	<0.5	<2	<0.5	<0.5	<0.5	<0.5	<0.5	<1	<0.5	<0.5	<1	<1.5	<1	<0.5	<50	<50	<50	<50
92548169	MW-46_20210706	MW-46	07/06/2021	<5	<0.5	<0.5	<0.5	<0.5	<0.5	<1	**0.55**	<1	<0.5	<0.5	<0.5	<0.5	<0.5	<2	<0.5	<2	<0.5	<2	<0.5	<0.5	<0.5	<0.5	<0.5	<1	<0.5	<0.5	<1	<1.5	<1	<0.5	<50	<50	<50	<50
92553185	MW-46_20210803	MW-46	08/03/2021	<5	<0.5	<0.5	<0.5	<0.5	<0.5	<1	**0.64**	<1	<0.5	<0.5	<0.5	<0.5	<0.5	<2	<0.5	<2	<0.5	<2	<0.5	<0.5	<0.5	<0.5	<0.5	<1	<0.5	<0.5	<1	<1.5	<1	<0.5	<50	<50	<50	<50
92558740	MW-46_20210831	MW-46	08/31/2021	<5	<0.5	<0.5	<0.5	<0.5	<0.5	<1	<0.5	<1	<0.5	<0.5	<0.5	<0.5	<0.5	<2	<0.5	<2	<0.5	<2	<0.5	<0.5	<0.5	<0.5	<0.5	<1	<0.5	<0.5	<1	<1.5	<1	<0.5	<50	<50	<50	<50
92564678	MW-46_20211004	MW-46	10/04/2021	<5.0	<0.5	<0.5	<0.5	<0.5	<0.5	<0.5	<0.5	<0.6	<0.5	<0.5	<0.5	<0.5	<0.5	<0.6	<0.5	<5	<0.5	<0.5	<0.5	<0.5	<0.5	**0.29J**	<0.5	<0.5	<0.5	<0.5	<0.5	**0.47J**	**0.26J**	**0.21J**	<100	<100	<100	NA

Table 5A
Summary of Monitoring Well Sampling Results

Colonial Pipeline Company
2020-L1-SR2448
Huntersville, North Carolina

Lab Report Number	Sample ID	Well ID	Sample Date	Metals (µg/L)	VOCs (µg/L)																														MADEP VPH (µg/L)			
				Lead	Benzene	Bromochloromethane	Bromodichloromethane	n-Butylbenzene	sec-Butylbenzene	Chloroethane	Chloroform	Chloromethane	2-Chlorotoluene	Dibromochloromethane	1,2-Dichloroethane	Diisopropyl ether	Ethylbenzene	Hexachloro-1,3-butadiene	Isopropylbenzene (Cumene)	Methylene Chloride	Methyl-tert-butyl ether	Naphthalene	n-Propylbenzene	Styrene	Tetrachloroethene	Toluene	Trichloroethene	Trichlorofluoromethane	1,2,4-Trimethylbenzene	1,3,5-Trimethylbenzene	Vinyl chloride	Xylene (Total)	m&p-Xylene	o-Xylene	C5 - C8 Aliphatics	C9 - C12 Aliphatics	C9 - C10 Aromatics	VPH (Total)
			NCAC 2L Standards	**15**	**1**	**NE**	**0.6**	**70**	**70**	**3000**	**70**	**3**	**100**	**0.4**	**0.4**	**70**	**600**	**0.4**	**70**	**5**	**20**	**6**	**70**	**70**	**0.7**	**600**	**3**	**2000**	**400**	**400**	**0.03**	**500**	**500**	**500**	**400**	**700**	**200**	**NE**
			IMAC Standards	--	--	--	--	--	--	--	--	--	--	--	--	--	--	--	--	--	--	--	--	--	--	--	--	--	--	--	--	--	--	--	--	--	--	--
92570178	MW-46_20211102	MW-46	11/02/2021	<5	<0.5	<0.5	<0.5	<0.5	<0.5	<1	<0.5	<1	<0.5	<0.5	<0.5	<0.5	<0.5	<2	<0.5	<2	<0.5	<2	<0.5	<0.5	<0.5	<0.5	<0.5	<1	<0.5	<0.5	<1	<1.5	<1	<0.5	<50	<50	<50	<50
92574905	MW-46_20211130	MW-46	11/30/2021	<5	<0.5	<0.5	<0.5	<0.5	<0.5	<1	<0.5	<1	<0.5	<0.5	<0.5	<0.5	<0.5	<2	<0.5	<2	<0.5	<2	<0.5	<0.5	<0.5	**0.87J**	<0.5	<1	<0.5	<0.5	<1	**0.42J**	<1	**0.42J**	<50	<50	<50	<50
92580901 92580902	MW-46_20220104	MW-46	01/04/2022	**0.21J**	<0.5	<0.5	<0.5	<0.5	<0.5	<1	<0.5	<1	<0.5	<0.5	<0.5	<0.5	<0.5	<2	<0.5	<2	<0.5	<2	<0.5	<0.5	<0.5	<0.5	<0.5	<1	<0.5	<0.5	<1	<1.5	<1	<0.5	<50	<50	<50	<50
92585560	MW-46_20220201	MW-46	02/01/2022	<5	<0.5	<0.5	<0.5	<0.5	<0.5	<1	<0.5	<1	<0.5	<0.5	<0.5	<0.5	<0.5	<2	<0.5	<2	<0.5	<2	<0.5	<0.5	<0.5	**0.52**	<0.5	<1	<0.5	**0.61**	<1	**4.6**	**1.2**	**3.4**	<50	<50	<50	<50
92590515	MW-46_20220228	MW-46	02/28/2022	<5	<0.5	<0.5	<0.5	<0.5	<0.5	<1	<0.5	<1	<0.5	<0.5	<0.5	<0.5	<0.5	<2	<0.5	<2	<0.5	<2	<0.5	<0.5	<0.5	<0.5	<0.5	<1	<0.5	<0.5	<1	<1.5	<1	<0.5	<50	<50	<50	<50
92495627	MW-47_20200915	MW-47	09/15/2020	**6.3**	<0.5	<0.5	**2**	<0.5	<0.5	<1	**16.5**	<1	<0.5	<0.5	<0.5	<0.5	**1.4**	<2	<0.5	<2	<0.5	<2	<0.5	<0.5	<0.5	**6.3**	<0.5	<1	**1.5**	<0.5	<1	**7.6**	**5.2**	**2.4**	<100	<100	<100	<100
92496397	MW-48_20200918	MW-48	09/18/2020	**9.6**	**1.2**	<0.5	<0.5	<0.5	<0.5	<1	<0.5	<1	<0.5	<0.5	<0.5	<0.5	<0.5	<2	<0.5	<2	<0.5	<2	<0.5	<0.5	<0.5	<0.5	<0.5	<1	<0.5	<0.5	<1	<1.5	<1	<0.5	<100	<100	<100	<100
92501860	MW-48_20201022	MW-48	10/22/2020	**19.8**	**40.4**	<0.5	<0.5	<0.5	<0.5	<1	<0.5	<1	<0.5	<0.5	<0.5	**19**	**4.1**	<2	<0.5	<2	<0.5	<2	<0.5	<0.5	<0.5	**63.3**	<0.5	<1	**1.7**	<0.5	<1	**19.9**	**12**	**7.9**	**1,270**	<100	<100	**1,300**
92501860	DUP-2-20201022	MW-48	10/22/2020	**27.4**	**37.1**	<0.5	<0.5	<0.5	<0.5	<1	<0.5	<1	<0.5	<0.5	<0.5	**17.2**	**3.6**	<2	<0.5	<2	**5.8**	<2	<0.5	<0.5	<0.5	**58.7**	<0.5	<1	**1.5**	<0.5	<1	**17.6**	**10.7**	**6.9**	**1,030**	<100	<100	**1,060**
92496817	MW-49_20200922	MW-49	09/22/2020	**5.5**	<0.5	<0.5	**1**	<0.5	<0.5	<1	**11.7**	<1	<0.5	<0.5	<0.5	<0.5	<0.5	<2	<0.5	<2	<0.5	<2	<0.5	<0.5	<0.5	**1.1**	<0.5	<1	<0.5	<0.5	<1	**2.7**	**1.6**	**1.1**	<100	<100	<100	<100
92499587	MW-49_20201007	MW-49	10/07/2020	<5	**0.61**	<0.5	<0.5	<0.5	<0.5	<1	**2.2**	<1	<0.5	<0.5	<0.5	<0.5	<0.5	<2	<0.5	<2	<0.5	<2	<0.5	<0.5	<0.5	<0.5	<0.5	<1	<0.5	<0.5	<1	<1.5	<1	<0.5	<100	<100	<100	<100
92501345	MW-49_20201020	MW-49	10/20/2020	**34.4**	<0.5	<0.5	<0.5	<0.5	<0.5	<1	**1.6**	<1	<0.5	<0.5	<0.5	**0.65**	<0.5	<2	<0.5	<2	<0.5	<2	<0.5	<0.5	<0.5	<0.5	<0.5	<1	<0.5	<0.5	<1	<1.5	<1	<0.5	<100	<100	<100	<100
92509251	MW-49_20201202	MW-49	12/02/2020	**16.2**	<0.5	<0.5	<0.5	<0.5	<0.5	<1	<0.5	<1	<0.5	<0.5	<0.5	**3.4**	<0.5	<2	<0.5	<2	**1.4**	<2	<0.5	<0.5	<0.5	<0.5	<0.5	<1	<0.5	<0.5	<1	<1.5	<1	<0.5	<100	<100	<100	<100
92515548	MW-49_20210107	MW-49	01/07/2021	**31**	<0.5	<0.5	<0.5	<0.5	<0.5	<1	<0.5	<1	<0.5	<0.5	<0.5	**7**	<0.5	<2	<0.5	<2	**2.9**	<2	<0.5	<0.5	<0.5	<0.5	<0.5	<1	<0.5	<0.5	<1	<1.5	<1	<0.5	<100	<100	<100	<100
92522126	MW-49_20210212	MW-49	02/12/2021	<5	<0.5	<0.5	<0.5	<0.5	<0.5	<1	<0.5	<1	<0.5	<0.5	<0.5	**8.3**	<0.5	<2	<0.5	<2	**4.1**	<2	<0.5	<0.5	<0.5	<0.5	<0.5	<1	<0.5	<0.5	<1	<1.5	<1	<0.5	<100	<100	<100	<100
92527474	MW-49_20210312	MW-49	03/12/2021	**20.2**	<0.5	<0.5	<0.5	<0.5	<0.5	<1	<0.5	<1	<0.5	<0.5	<0.5	**3.4**	<0.5	<2	<0.5	<2	**1.5**	<2	<0.5	<0.5	<0.5	<0.5	<0.5	<1	<0.5	<0.5	<1	<1.5	<1	<0.5	<50	<50	<50	<50
92531580	MW-49_20210406	MW-49	04/06/2021	<5	<0.5	<0.5	<0.5	<0.5	<0.5	<1	<0.5	<1	<0.5	<0.5	<0.5	**1.3**	<0.5	<2	<0.5	<2	**0.58**	<2	<0.5	<0.5	<0.5	<0.5	<0.5	<1	<0.5	<0.5	<1	<1.5	<1	<0.5	<50	<50	<50	<50
92536726	MW-49_20210504	MW-49	05/04/2021	<5	<0.5	<0.5	<0.5	<0.5	<0.5	<1	**0.69**	<1	<0.5	<0.5	<0.5	**0.99**	<0.5	<2	<0.5	<2	<0.5	<2	<0.5	<0.5	<0.5	<0.5	<0.5	<1	<0.5	<0.5	<1	<1.5	<1	<0.5	<50	<50	<50	<50
92541991	MW-49_20210602	MW-49	06/02/2021	<5	<0.5	<0.5	<0.5	<0.5	<0.5	<1	**0.66**	<1	<0.5	<0.5	<0.5	<0.5	<0.5	<2	<0.5	<2	<0.5	<2	<0.5	<0.5	<0.5	<0.5	<0.5	<1	<0.5	<0.5	<1	<1.5	<1	<0.5	<50	<50	<50	<50
92547899	MW-49_20210706	MW-49	07/06/2021	<5	<0.5	<0.5	<0.5	<0.5	<0.5	<1	**0.44J**	<1	<0.5	<0.5	<0.5	<0.5	<0.5	<2	<0.5	<2	<0.5	<2	<0.5	<0.5	<0.5	<0.5	<0.5	<1	<0.5	<0.5	<1	<1.5	<1	<0.5	<50	<50	<50	<50
92553065	MW-49_20210802	MW-49	08/02/2021	<5	<0.5	<0.5	<0.5	<0.5	<0.5	<1	**0.46J**	<1	<0.5	<0.5	<0.5	<0.5	<0.5	<2	<0.5	<2	<0.5	<2	<0.5	<0.5	<0.5	<0.5	<0.5	<1	<0.5	<0.5	<1	<1.5	<1	<0.5	<50	<50	<50	<50
92558446	MW-49_20210830	MW-49	08/30/2021	<5	<0.5	<0.5	<0.5	<0.5	<0.5	<1	<0.5	<1	<0.5	<0.5	<0.5	<0.5	<0.5	<2	<0.5	<2	<0.5	<2	<0.5	<0.5	<0.5	<0.5	<0.5	<1	<0.5	<0.5	<1	<1	<1	<0.5	<50	<50	<50	<50
92564488	MW-49_20211001	MW-49	10/01/2021	**4.8J**	**0.19J**	<0.5	<0.5	<0.5	<0.5	<0.5	**0.43J**	<0.60	<0.5	<0.5	<0.5	<0.5	<0.5	<0.6	<0.5	<5	<0.5	<0.5	<0.5	<0.5	<0.5	**0.48J**	<0.5	<0.5	<0.5	<0.5	<0.5	**0.58J**	**0.39J**	**0.19J**	<100	<100	<100	NA
92569882	MW-49_20211101	MW-49	11/01/2021	<5	<0.5	<0.5	<0.5	<0.5	<0.5	<1	<0.5	<1	<0.5	<0.5	<0.5	<0.5	<0.5	<2	<0.5	<2	<0.5	<2	<0.5	<0.5	<0.5	<0.5	<0.5	<1	<0.5	<0.5	<1	<1.5	<1	<0.5	<50	<50	<50	<50
92574905	MW-49_20211130	MW-49	11/30/2021	<5	<0.5	<0.5	<0.5	<0.5	<0.5	<1	**0.36J**	<1	<0.5	<0.5	<0.5	<0.5	<0.5	<2	<0.5	<2	<0.5	<2	<0.5	<0.5	<0.5	<0.5	<0.5	<1	<0.5	<0.5	<1	<1.5	<1	<0.5	<50	<50	<50	<50
92580645 92580644	MW-49_20220103	MW-49	01/03/2022	<5	<0.5	<0.5	<0.5	<0.5	<0.5	<1	<0.5	<1	<0.5	<0.5	<0.5	<0.5	<0.5	<2	<0.5	<2	<0.5	<2	<0.5	<0.5	<0.5	<0.5	<0.5	<1	<0.5	<0.5	<1	<1.5	<1	<0.5	<50	<50	<50	<50
92585899	MW-49_20220202	MW-49	02/02/2022	<5	<0.5	<0.5	<0.5	<0.5	<0.5	<1	<0.5	<1	<0.5	<0.5	<0.5	**0.81**	<0.5	<2	<0.5	<2	<0.5	<2	<0.5	<0.5	<0.5	<0.5	<0.5	<1	<0.5	<0.5	<1	<1.5	<1	<0.5	<50	<50	<50	<50
92590515	MW-49_20220228	MW-49	02/28/2022	**0.53J**	<0.5	<0.5	<0.5	<0.5	<0.5	<1	<0.5	<1	<0.5	<0.5	<0.5	**0.53**	<0.5	<2	<0.5	<2	<0.5	<2	<0.5	<0.5	<0.5	<0.5	<0.5	<1	<0.5	<0.5	<1	<1.5	<1	<0.5	<50	<50	<50	<50
92590515	DUP-2-20220228	MW-49	02/28/2022	**0.58J**	<0.5	<0.5	<0.5	<0.5	<0.5	<1	<0.5	<1	<0.5	<0.5	<0.5	**0.54**	<0.5	<2	<0.5	<2	<0.5	<2	<0.5	<0.5	<0.5	<0.5	<0.5	<1	<0.5	<0.5	<1	<1.5	<1	<0.5	<50	<50	<50	<50
92497017	MW-50_20200922	MW-50	09/22/2020	**6.7**	**205**	<2	<2	<2	<2	<4	**5.9**	<4	<2	<2	<2	**37.2**	**20.2**	<8	<2	<8	**24.3**	<8	<2	<2	<2	**375**	<2	<4	**11**	<2	<4	**131.5**	**77.3**	**54.2**	**1,570**	**284**	<100	**1,930**
92501345	MW-50_20201020	MW-50	10/20/2020	**19.2**	**1,370**	<6.2	<6.2	<6.2	<6.2	<12.5	<6.2	<12.5	<6.2	<6.2	<6.2	**208**	**144**	<25	<6.2	**35.8**	**138**	<25	<6.2	<6.2	<6.2	**1,980**	<6.2	<12.5	**89.2**	<6.2	<12.5	**947**	**611**	**336**	**7,750**	**1,990**	**398**	**10,100**
92509251	MW-50_20201202	MW-50	12/02/2020	<5	**3,730**	<10	<10	<10	<10	<20	<10	<20	<10	<10	<10	**482**	**406**	<40	**10.3**	<40	**287**	**68.3**	<10	<10	<10	**3,760**	<10	<20	**270**	<10	<20	**2,912**	**1,950**	**962**	**18,700**	**5,620**	**934**	**6,550**
92515216	MW-50_20210106	MW-50	01/06/2021	**18.2**	**4,670**	<25	<25	<25	<25	<50	<25	<50	<25	<25	<25	**587**	**552**	<100	<25	<100	**392**	**111**	<25	<25	<25	**6,590**	<25	<50	**450**	<25	<50	**3,690**	**2,460**	**1,230**	**25,900**	**8,140**	**1,210**	**35,300**
92522126	MW-50_20210212	MW-50	02/12/2021	<5	**996**	<5	<5	<5	<5	<10	<5	<10	<5	<5	<5	**161**	**37.5**	<20	<5	<20	**116**	**54**	<5	<5	<5	**467**	<5	<10	**127**	<5	<10	**1,080**	**713**	**367**	**5,030**	**2,420**	<1000	**8,160**
92527474	MW-50_20210312	MW-50	03/12/2021	**5.8**	**844**	<2.5	<2.5	<2.5	<2.5	<5	<2.5	<5	<2.5	<2.5	<2.5	**113**	**43**	<10	**2.7**	<10	**59.6**	**45.8**	<2.5	<2.5	<2.5	**647**	<2.5	<5	**125**	<2.5	<5	**1,149**	**750**	**399**	**7,570**	**2,460**	**339**	**2,120**
92531580	MW-50_20210406	MW-50	04/06/2021	<5	**701**	<2.5	<2.5	<2.5	<2.5	<5	<2.5	<5	<2.5	<2.5	<2.5	**114**	**4.0**	<10	<2.5	<10	**46.9**	**14.1**	<2.5	<2.5	<2.5	**290**	<2.5	<5	**89.2**	<2.5	<5	**885**	**563**	**322**	**6,130**	**2,170**	**263**	**8,303**
92536428	MW-50_20210503	MW-50	05/03/2021	<5	**1,250**	<5	<5	<5	<5	<10	<5	<10	<5	<5	<5	**137**	**57.1**	<20	<5	**44.2**	**38.1**	**32**	<5	<5	<5	**1,310**	<5	<10	**171**	<5	<10	**1,536**	**1,010**	**526**	**13,500**	**4,060**	**491**	**17,500**
92541703	MW-50_20210601	MW-50	06/01/2021	<5	**349**	<2	<2	<2	<2	<4	<2	<4	<2	<2	<2	**36.3**	**12.6**	<8	<2	<8	**11.4**	**22**	<2	<2	<2	**385**	<2	<4	**103**	<2	<4	**881**	**568**	**313**	**4,590**	**2,200**	**327**	**6,800**
92547899	MW-50_20210706	MW-50	07/06/2021	<5	**343**	<2	<2	<2	<2	<4	<2	<4	<2	<2	<2	**18.8**	**31.5**	<8	**5.1**	<8	**4.6**	**27.5**	**8.0**	<2	<2	**286**	<2	<4	**126**	**32.5**	<4	**1,043**	**662**	**381**	**5,210**	**2,550**	**421**	**8,180**
92553185	MW-50_20210803	MW-50	08/03/2021	<5	**193**	<1	<1	<1	<1	<2	<1	<2	<1	<1	<1	**11.2**	**18.3**	<4	**2**	<4	**2.6**	**9.1**	<1	<1	<1	**218**	<1	<2	**43.6**	<1	<2	**438**	**273**	**165**	**4,260**	**1,120**	**178**	**5,550**
92558740	MW-50_20210831	MW-50	08/31/2021	<5	**70.5**	<0.5	<0.5	<0.5	<0.5	<1	<0.5	<1	<0.5	<0.5	<0.5	**5.8**	**13.2**	<2	**1.1**	<2	**1.4**	**5.4**	**2.1**	<0.5	<0.5	**170**	<0.5	<1	**25.1**	**6.8**	<1	**222**	**136**	**85.8**	**1,720**	**517**	**80.3**	**2,320**
92564678	MW-50_20211004	MW-50	10/04/2021	<5.0	**62**	<1	<1	<1	<1	<1	<1	<1.2	<1	<1	<1	**15**	**10**	<1.2	**0.34J**	<10	**1.4**	**2.4**	**0.48J**	<1	<1	**100**	<1	<1	**11**	**4.3**	<1	**178**	**95**	**83**	**590**	<200	<200	NA
92570178	MW-50_20211102	MW-50	11/02/2021	<5	**234**	<1.2	<1.2	<1.2	<1.2	<2.5	<1.2	<2.5	<1.2	<1.2	<1.2	**16.9**	**20.7**	<5	**1.5**	<5	**1.4**	**12.0**	**2.4**	<1.2	<1.2	**259**	<1.2	<2.5	**44.5**	**13.8**	<2.5	**477**	**276**	**201**	**3,260**	**1,090**	**174**	**4,520**
92570178	DUP-1-20211102	MW-50	11/02/2021	<5	**235**	<1.2	<1.2	<1.2	<1.2	<2.5	<1.2	<2.5	<1.2	<1.2	<1.2	**17.2**	**22.0**	<5	**1.6**	<5	**1.3**	**13.4**	**2.5**	<1.2	<1.2	**270**	<1.2	<2.5	**47.6**	**14.4**	<2.5	**494**	**287**	**207**	**3,720**	**1,150**	**187**	**5,060**
92574905	MW-50_20211130	MW-50	11/30/2021	<5	**812**	<5	<5	<5	<5	<10	<5	**10J**	<5	<5	<5	**26**	**57.5**	<20	**6.2**	<20	<5	**38**	<5	<5	<5	**1,460**	<5	<10	**147**	<5	<10	**1,467**	**909**	**558**	**10,500**	**2,480**	**404**	**13,400**
92574905	DUP-2-20211130	MW-50	11/30/2021	<5	**774**	<5	<5	<5	<5	<10	<5	**9.6J**	<5	<5	<5	**25.6**	**50**	<20	**6.2**	<20	<5	**38.1**	<5	<5	<5	**1,270**	<5	<10	**140**	<5	<10	**1,366**	**835**	**531**	**11,200**	**2,620**	**418**	**14,300**
92580645 92580644	MW-50_20220103	MW-50	01/03/2022	**0.19J**	**883**	<5	<5	<5	<5	<10	<5	<10	<5	<5	<5	**33.5**	**48.9**	<20	**4.2J**	<20	<5	**32.7**	**9.1**	<5	<5	**1,380**	<5	<10	**131**	**34.6**	<10	**1,413**	**853**	**560**	**10,500**	**2,240**	**298**	**13,000**

Table 5A
Summary of Monitoring Well Sampling Results

Colonial Pipeline Company
2020-L1-SR2448
Huntersville, North Carolina

Lab Report Number	Sample ID	Well ID	Sample Date	Metals (µg/L)	VOCs (µg/L)																														MADEP VPH (µg/L)			
				Lead	Benzene	Bromochloromethane	Bromodichloromethane	n-Butylbenzene	sec-Butylbenzene	Chloroethane	Chloroform	Chloromethane	2-Chlorotoluene	Dibromochloromethane	1,2-Dichloroethane	Diisopropyl ether	Ethylbenzene	Hexachloro-1,3-butadiene	Isopropylbenzene (Cumene)	Methylene Chloride	Methyl-tert-butyl ether	Naphthalene	n-Propylbenzene	Styrene	Tetrachloroethene	Toluene	Trichloroethene	Trichlorofluoromethane	1,2,4-Trimethylbenzene	1,3,5-Trimethylbenzene	Vinyl chloride	Xylene (Total)	m&p-Xylene	o-Xylene	C5 - C8 Aliphatics	C9 - C12 Aliphatics	C9 - C10 Aromatics	VPH (Total)
			NCAC 2L Standards	**15**	**1**	**NE**	**0.6**	**70**	**70**	**3000**	**70**	**3**	**100**	**0.4**	**0.4**	**70**	**600**	**0.4**	**70**	**5**	**20**	**6**	**70**	**70**	**0.7**	**600**	**3**	**2000**	**400**	**400**	**0.03**	**500**	**500**	**500**	**400**	**700**	**200**	**NE**
			IMAC Standards	--	--	--	--	--	--	--	--	--	--	--	--	--	--	--	--	--	--	--	--	--	--	--	--	--	--	--	--	--	--	--	--	--	--	--
92585316	MW-50_20220131	MW-50	01/31/2022	<5	**901**	<5	<5	<5	<5	<10	<5	<10	<5	<5	<5	**35.2**	**54.7**	<20	**3.7J**	**21.9**	<5	**61.6**	**8.5**	<5	<5	**1,550**	<5	<10	**140**	**38.8**	<10	**1,300**	**778**	**522**	**15,300**	**2,340**	**465**	**18,100**
92590515	MW-50_20220228	MW-50	02/28/2022	<5	**819**	<5	<5	<5	<5	<10	<5	<10	<5	<5	<5	**23.0**	**83.8**	<20	**4.0J**	<20	<5	**36.1**	**7.4**	<5	<5	**1,570**	<5	<10	**120**	**33.0**	<10	**1,360**	**812**	**548**	**14,300**	**2,970**	**523**	**17,800**
92496817	MW-51_20200922	MW-51	09/22/2020	<5	**1.4**	<0.5	**3.8**	<0.5	<0.5	<1	**26.1**	<1	<0.5	**1.3**	<0.5	<0.5	**0.84**	<2	<0.5	<2	<0.5	<2	<0.5	<0.5	<0.5	**6.9**	<0.5	<1	**0.78**	<0.5	<1	**9.3**	**3.6**	**5.7**	<100	<100	<100	<100
92499587	MW-51_20201007	MW-51	10/07/2020	<5	**1.4**	<0.5	**1.6**	<0.5	<0.5	<1	**19.3**	<1	<0.5	<0.5	<0.5	<0.5	**0.71**	<2	<0.5	<2	<0.5	<2	<0.5	<0.5	<0.5	**4.2**	<0.5	<1	**0.6**	<0.5	<1	**4.5**	**2.5**	**2**	<100	<100	<100	<100
92499587	Dup-1-20201007	MW-51	10/07/2020	<5	**1.6**	<0.5	**1.6**	<0.5	<0.5	<1	**19.2**	<1	<0.5	<0.5	<0.5	<0.5	**0.72**	<2	<0.5	<2	<0.5	<2	<0.5	<0.5	<0.5	**4.8**	<0.5	<1	**0.7**	<0.5	<1	**4.8**	**2.6**	**2.2**	<100	<100	<100	<100
92501615	MW-51_20201021	MW-51	10/21/2020	**5.1**	**0.52**	<0.5	**0.95**	<0.5	<0.5	<1	**13.4**	<1	<0.5	<0.5	<0.5	<0.5	<0.5	<2	<0.5	<2	<0.5	<2	<0.5	<0.5	<0.5	<0.5	<0.5	<1	<0.5	<0.5	<1	<1.5	<1	<0.5	<100	<100	<100	<100
92501615	DUP-1-20201021	MW-51	10/21/2020	<5	**0.5**	<0.5	**0.92**	<0.5	<0.5	<1	**13**	<1	<0.5	<0.5	<0.5	<0.5	<0.5	<2	<0.5	<2	<0.5	<2	<0.5	<0.5	<0.5	<0.5	<0.5	<1	<0.5	<0.5	<1	<1.5	<1	<0.5	<100	<100	<100	<100
92509251	MW-51_20201202	MW-51	12/02/2020	<5	<0.5	<0.5	**0.55**	<0.5	<0.5	<1	**6.5**	<1	<0.5	<0.5	<0.5	<0.5	<0.5	<2	<0.5	<2	<0.5	<2	<0.5	<0.5	<0.5	<0.5	<0.5	<1	<0.5	<0.5	<1	<1.5	<1	<0.5	<100	<100	<100	<100
92514892	MW-51_20210105	MW-51	01/05/2021	**141**	<0.5	<0.5	<0.5	<0.5	<0.5	<1	**5.3**	<1	<0.5	<0.5	<0.5	<0.5	<0.5	<2	<0.5	<2	<0.5	<2	<0.5	<0.5	<0.5	<0.5	<0.5	<1	<0.5	<0.5	<1	<1.5	<1	<0.5	<100	<100	<100	<100
92522126	MW-51_20210212	MW-51	02/12/2021	<5	<0.5	<0.5	<0.5	<0.5	<0.5	<1	**2.6**	<1	<0.5	<0.5	<0.5	<0.5	<0.5	<2	<0.5	<2	<0.5	<2	<0.5	<0.5	<0.5	<0.5	<0.5	<1	<0.5	<0.5	<1	<1.5	<1	<0.5	<100	<100	<100	<100
92527474	MW-51_20210312	MW-51	03/12/2021	<5	<0.5	<0.5	<0.5	<0.5	<0.5	<1	**2.3**	<1	<0.5	<0.5	<0.5	<0.5	<0.5	<2	<0.5	<2	<0.5	<2	<0.5	<0.5	<0.5	<0.5	<0.5	<1	<0.5	<0.5	<1	<1.5	<1	<0.5	<50	<50	<50	<50
92531580	MW-51_20210406	MW-51	04/06/2021	<5	<0.5	<0.5	<0.5	<0.5	<0.5	<1	**1.6**	<1	<0.5	<0.5	<0.5	<0.5	<0.5	<2	<0.5	<2	<0.5	<2	<0.5	<0.5	<0.5	<0.5	<0.5	<1	<0.5	<0.5	<1	<1.5	<1	<0.5	<50	<50	<50	<50
92536726	MW-51_20210504	MW-51	05/04/2021	<5	<0.5	<0.5	<0.5	<0.5	<0.5	<1	**1.5**	<1	<0.5	<0.5	<0.5	<0.5	<0.5	<2	<0.5	<2	<0.5	<2	<0.5	<0.5	<0.5	<0.5	<0.5	<1	<0.5	<0.5	<1	<1.5	<1	<0.5	<50	<50	<50	<50
92541703	MW-51_20210601	MW-51	06/01/2021	<5	<0.5	<0.5	<0.5	<0.5	<0.5	<1	**1.1**	<1	<0.5	<0.5	<0.5	<0.5	<0.5	<2	<0.5	<2	<0.5	<2	<0.5	<0.5	<0.5	<0.5	<0.5	<1	<0.5	<0.5	<1	<1.5	<1	<0.5	<50	<50	<50	<50
92547899	MW-51_20210706	MW-51	07/06/2021	<5	<0.5	<0.5	<0.5	<0.5	<0.5	<1	**0.90**	<1	<0.5	<0.5	<0.5	<0.5	<0.5	<2	<0.5	<2	<0.5	<2	<0.5	<0.5	<0.5	<0.5	<0.5	<1	<0.5	<0.5	<1	<1.5	<1	<0.5	<50	<50	<50	<50
92553065	MW-51_20210802	MW-51	08/02/2021	<5	<0.5	<0.5	<0.5	<0.5	<0.5	<1	**0.54**	<1	<0.5	<0.5	<0.5	<0.5	<0.5	<2	<0.5	<2	<0.5	<2	<0.5	<0.5	<0.5	<0.5	<0.5	<1	<0.5	<0.5	<1	<1.5	<1	<0.5	<50	<50	<50	<50
92553065	DUP-2-20210802	MW-51	08/02/2021	<5	<0.5	<0.5	<0.5	<0.5	<0.5	<1	**0.51**	<1	<0.5	<0.5	<0.5	<0.5	<0.5	<2	<0.5	<2	<0.5	<2	<0.5	<0.5	<0.5	<0.5	<0.5	<1	<0.5	<0.5	<1	<1.5	<1	<0.5	<50	<50	<50	<50
92558446	MW-51_20210830	MW-51	08/30/2021	<5	<0.5	<0.5	<0.5	<0.5	<0.5	<1	<0.5	<1	<0.5	<0.5	<0.5	<0.5	<0.5	<2	<0.5	<2	<0.5	<2	<0.5	<0.5	<0.5	<0.5	<0.5	<1	<0.5	<0.5	<1	<1	<1	<0.5	<50	<50	<50	<50
92558446	DUP-1-20210830	MW-51	08/30/2021	<5	<0.5	<0.5	<0.5	<0.5	<0.5	<1	<0.5	<1	<0.5	<0.5	<0.5	<0.5	<0.5	<2	<0.5	<2	<0.5	<2	<0.5	<0.5	<0.5	<0.5	<0.5	<1	<0.5	<0.5	<1	<1	<1	<0.5	<50	<50	<50	<50
92564488	MW-51_20211001	MW-51	10/01/2021	<5.0	<0.5	<0.5	<0.5	<0.5	<0.5	<0.5	<0.5	<0.60	<0.5	<0.5	<0.5	<0.5	<0.5	<0.6	<0.5	<5	<0.5	<0.5	<0.5	<0.5	<0.5	<0.5	<0.5	<0.5	<0.5	<0.5	<0.5	<1.5	<1	<0.5	<100	<100	<100	NA
92569882	MW-51_20211101	MW-51	11/01/2021	**5.1**	<0.5	<0.5	<0.5	<0.5	<0.5	<1	<0.5	<1	<0.5	<0.5	<0.5	<0.5	<0.5	<2	<0.5	<2	<0.5	<2	<0.5	<0.5	<0.5	<0.5	<0.5	<1	<0.5	<0.5	<1	<1.5	<1	<0.5	<50	<50	<50	<50
92574905	MW-51_20211130	MW-51	11/30/2021	**13.4**	<0.5	<0.5	<0.5	<0.5	<0.5	<1	<0.5	<1	<0.5	<0.5	<0.5	<0.5	<0.5	<2	<0.5	<2	<0.5	<2	<0.5	<0.5	<0.5	<0.5	<0.5	<1	<0.5	<0.5	<1	<1.5	<1	<0.5	<50	<50	<50	<50
92580645 92580644	MW-51_20220103	MW-51	01/03/2022	**2.3J**	<0.5	<0.5	<0.5	<0.5	<0.5	<1	<0.5	<1	<0.5	<0.5	<0.5	<0.5	<0.5	<2	<0.5	<2	<0.5	<2	<0.5	<0.5	<0.5	<0.5	<0.5	<1	<0.5	<0.5	<1	<1.5	<1	<0.5	<50	<50	<50	<50
92580645 92580644	DUP-2-20220103	MW-51	01/03/2022	**1.9J**	<0.5	<0.5	<0.5	<0.5	<0.5	<1	<0.5	<1	<0.5	<0.5	<0.5	<0.5	<0.5	<2	<0.5	<2	<0.5	<2	<0.5	<0.5	<0.5	<0.5	<0.5	<1	<0.5	<0.5	<1	<1.5	<1	<0.5	<50	<50	<50	<50
92585316	MW-51_20220131	MW-51	01/31/2022	<5	<0.5	<0.5	<0.5	<0.5	<0.5	<1	<0.5	<1	<0.5	<0.5	<0.5	<0.5	<0.5	<2	<0.5	<2	<0.5	<2	<0.5	<0.5	<0.5	<0.5	<0.5	<1	<0.5	<0.5	<1	<1.5	<1	<0.5	<50	<50	<50	<50
92590515	MW-51_20220228	MW-51	02/28/2022	**7.3J**	<0.5	<0.5	<0.5	<0.5	<0.5	<1	<0.5	<1	<0.5	<0.5	<0.5	<0.5	<0.5	<2	<0.5	<2	<0.5	<2	<0.5	<0.5	<0.5	<0.5	<0.5	<1	<0.5	<0.5	<1	<1.5	<1	<0.5	<50	<50	<50	<50
92497774	MW-52_20200928	MW-52	09/28/2020	**20.3**	**8.9**	<0.5	**0.76**	<0.5	<0.5	<1	**6.3**	<1	<0.5	<0.5	<0.5	**5.7**	**1**	<2	<0.5	<2	**1.6**	<2	<0.5	<0.5	<0.5	**19.9**	<0.5	<1	<0.5	<0.5	<1	**4.3**	**2.7**	**1.6**	<100	<100	<100	**171**
92501960	MW-52_20201023	MW-52	10/23/2020	<5	**31**	<0.5	<0.5	<0.5	<0.5	<1	**1.8**	<1	<0.5	<0.5	<0.5	**26.7**	**3.5**	<2	<0.5	<2	**7.3**	<2	<0.5	<0.5	<0.5	**80.2**	<0.5	<1	**0.59**	<0.5	<1	**13.2**	**7.2**	**6**	**281**	<100	<100	**341**
92508881	MW-52_20201201	MW-52	12/01/2020	**16.4**	**40.5**	<0.5	<0.5	<0.5	<0.5	<1	**0.53**	<1	<0.5	<0.5	<0.5	**33.3**	**4.6**	<2	<0.5	<2	**8.8**	<2	<0.5	<0.5	<0.5	**69.6**	<0.5	<1	**1.2**	<0.5	<1	**22.6**	**12.7**	**9.9**	**296**	<100	<100	**365**
92514898	MW-52_20210105	MW-52	01/05/2021	**14.1**	**142**	<1	<1	<1	<1	<2	<1	<2	<1	<1	<1	**50.3**	**12.8**	<4	<1	<4	**13.2**	<4	<1	<1	<1	**233**	<1	<2	**7.1**	<1	<2	**79.8**	**50.2**	**29.6**	**899**	**204**	<100	**1,150**
92521871	MW-52_20210211	MW-52	02/11/2021	<5	**33.2**	<0.5	<0.5	<0.5	<0.5	<1	**0.59**	<1	<0.5	<0.5	<0.5	**29.8**	<0.5	<2	<0.5	<2	**7.7**	<2	<0.5	<0.5	<0.5	**2.9**	<0.5	<1	**1.7**	<0.5	<1	**17.2**	**8.3**	**8.9**	**227**	<100	<100	**293**
92527327	MW-52_20210311	MW-52	03/11/2021	<5	**192**	<0.5	<0.5	<0.5	<0.5	<1	<0.5	<1	<0.5	<0.5	<0.5	**55.8**	**1.9**	<2	**0.55**	<2	**13.7**	<2	<0.5	<0.5	<0.5	**36.8**	<0.5	<1	**11.1**	<0.5	<1	**108.8**	**64.8**	**44**	**1,240**	**222**	<50	**200**
92530256	MW-52_20210407	MW-52	04/07/2021	<5	**17.3**	<0.5	<0.5	<0.5	<0.5	<1	**2.7**	<1	<0.5	<0.5	<0.5	**20**	<0.5	<2	<0.5	<2	**4.4**	<2	<0.5	<0.5	<0.5	**3.5**	<0.5	<1	<0.5	<0.5	<1	**2.9**	**1.3**	**1.6**	**948**	<50	<50	**948**
92537784	MW-52_20210507	MW-52	05/07/2021	<5	**144**	<0.5	<0.5	<0.5	<0.5	<1	**1.2**	<1	<0.5	<0.5	<0.5	**26.7**	<0.5	<2	**0.43J**	<2	**3.5**	**0.88J**	<0.5	<0.5	<0.5	**23.1**	<0.5	<1	**3.1**	<0.5	<1	**52.6**	**20.4**	**32.2**	**1,090**	**133**	<50	**1,230**
92542375	MW-52_20210603	MW-52	06/03/2021	<5	**68.4**	<0.5	<0.5	<0.5	<0.5	<1	**2.4**	<1	<0.5	<0.5	<0.5	**14.2**	<0.5	<2	<0.5	<2	<0.5	<2	<0.5	<0.5	<0.5	**7.6**	<0.5	<1	**1.6**	<0.5	<1	**20.3**	**6.4**	**13.9**	**503**	<50	<50	**553**
92548787	MW-52_20210709	MW-52	07/09/2021	<5	**197**	<0.5	<0.5	<0.5	<0.5	<1	**0.92**	<1	<0.5	<0.5	<0.5	**35.7**	**0.42J**	<2	**0.57**	<2	**5.3**	**2.5**	**0.37J**	<0.5	<0.5	**8.0**	<0.5	<1	**3.1**	**1.3**	<1	**29.8**	**9.6**	**20.2**	**1,220**	**71.6**	<50	**1,310**
92554137	MW-52_20210805	MW-52	08/05/2021	<5	**476**	<2	<2	<2	<2	<4	**1.8J**	<4	<2	<2	<2	**72.2**	**3.2J**	<8	<2	<8	**10.4**	**6.8J**	<2	<2	<2	**63.4**	<2	<4	**7.9**	<2	<4	**117.9**	**41.1**	**76.8**	**4,110**	**341**	**64.8**	**4,520**
92559360	MW-52_20210902	MW-52	09/02/2021	<5	**1,080**	<5	<5	<5	<5	<10	<5	<10	<5	<5	<5	**137**	**6.8J**	<20	<5	<20	**24.8**	**21.3**	<5	<5	<5	**151**	<5	<10	<5	**10.2**	<10	**244.6**	**57.6**	**187**	**7,510**	**656**	<200	**8,260**
92564084	MW-52_20210929	MW-52	09/29/2021	<5.0	**1,100**	<12	<12	<12	<12	<12	<12	<50	<12	<12	<12	**140**	**3.2J**	<15	**4.5J**	<120	**27**	**20**	<12	<12	<12	**110**	<12	<12	<12	**8.0J**	<12	**265**	**15J**	**250**	**4,100**	<500	**510**	NA
92571040	MW-52_20211105	MW-52	11/05/2021	<5	**1,050**	<5	<5	<5	<5	<10	<5	<10	<5	<5	<5	**125**	<5	<20	<5	<20	**25.1**	**25.5**	<5	<5	<5	**68.3**	<5	<10	**23.1**	<5	<10	**269.2**	**68.2**	**201**	**6,630**	**563**	<125	**7,310**
92575770	MW-52_20211203	MW-52	12/03/2021	<5	**1,850**	<5	<5	<5	<5	<10	<5	<10	<5	<5	<5	**341**	**4.4J**	<20	**4.2J**	<20	**72.4**	**32.6**	<5	<5	<5	**215**	<5	<10	**10.1**	**11.5**	<10	**416.5**	**41.5**	**375**	**6,080**	**405**	<125	**6,550**
92575770	DUP-1-20211203	MW-52	12/03/2021	<5	**14.1**	<0.5	<0.5	<0.5	<0.5	<1	<0.5	<1	<0.5	<0.5	<0.5	**5.6**	**1.7**	<2	<0.5	<2	**2.4**	<2	<0.5	<0.5	<0.5	**23.8**	<0.5	<1	**0.88**	<0.5	<1	**10.2**	**6.7**	**3.5**	**146**	<50	<50	**170**
92583376	MW-52_20220106	MW-52	01/06/2022	<5	**501**	<2.5	<2.5	<2.5	<2.5	<5	<2.5	<5	<2.5	<2.5	<2.5	**120**	<2.5	<10	<2.5	<10	**24.2**	**3.7J**	<2.5	<2.5	<2.5	**49.7**	<2.5	<5	<2.5	**3.3**	<5	**93.8**	**13.5**	**80.3**	**4,730**	**227**	<50	**4,990**
92586178	MW-52_20220203	MW-52	02/03/2022	<5	**1,170**	<5	<5	<5	<5	<10	<5	<10	<5	<5	<5	**173**	<5	<20	<5	<20	**37.9**	**13.6J**	<5	<5	<5	**97.6**	<5	<10	**18.9**	**13.5**	<10	**282.9**	**60.9**	**222**	**13,100**	**788**	**237**	**14,100**
92591327	MW-52_20220303	MW-52	03/03/2022	**0.078J**	**2,410**	<10	<10	<10	<10	<20	<10	<20	<10	<10	<10	**320**	**12.1**	<40	<10	<40	**73.4**	**41.4**	<10	<10	<10	**201**	<10	<20	**28.8**	**26.2**	<20	**688**	**127**	**561**	**15,900**	**1,640**	**350**	**17,900**
92499057	MW-53_20201006	MW-53	10/06/2020	**37.6**	<0.5	<0.5	**2**	<0.5	<0.5	<1	**22.9**	<1	<0.5	<0.5	<0.5	<0.5	<0.5	<2	<0.5	<2	<0.5	<2	<0.5	<0.5	<0.5	**0.72**	<0.5	<1	<0.5	<0.5	<1	<1.5	<1	<0.5	<100	<100	<100	<100
92501860	MW-53_20201022	MW-53	10/22/2020	<5	<0.5	<0.5	<0.5	<0.5	<0.5	<1	**6.4**	<1	<0.5	<0.5	<0.5	<0.5	<0.5	<2	<0.5	<2	<0.5	<2	<0.5	<0.5	<0.5	<0.5	<0.5	<1	<0.5	<0.5	<1	<1.5	<1	<0.5	<100	<100	<100	<100
92509560	MW-53_20201203	MW-53	12/03/2020	**23.6**	<0.5	<0.5	<0.5	<0.5	<0.5	<1	**2.9**	<1	<0.5	<0.5	<0.5	<0.5	<0.5	<2	<0.5	<2	<0.5	<2	<0.5	<0.5	<0.5	<0.5	<0.5	<1	<0.5	<0.5	<1	<1.5	<1	<0.5	<100	<100	<100	<100
92509560	Dup-1-20201203	MW-53	12/03/2020	**32.9**	<0.5	<0.5	<0.5	<0.5	<0.5	<1	**2.8**	<1	<0.5	<0.5	<0.5	<0.5	<0.5	<2	<0.5	<2	<0.5	<2	<0.5	<0.5	<0.5	<0.5	<0.5	<1	<0.5	<0.5	<1	<1.5	<1	<0.5	<100	<100	<100	<100

Table 5A
Summary of Monitoring Well Sampling Results

Colonial Pipeline Company
2020-L1-SR2448
Huntersville, North Carolina

Lab Report Number	Sample ID	Well ID	Sample Date	Metals (µg/L)	VOCs (µg/L)																													MADEP VPH (µg/L)			
				Lead	Benzene	Bromochloromethane	Bromodichloromethane	n-Butylbenzene	sec-Butylbenzene	Chloroethane	Chloroform	Chloromethane	2-Chlorotoluene	Dibromochloromethane	1,2-Dichloroethane	Diisopropyl ether	Ethylbenzene	Hexachloro-1,3-butadiene	Isopropylbenzene (Cumene)	Methylene Chloride	Methyl-tert-butyl ether	Naphthalene	n-Propylbenzene	Styrene	Tetrachloroethene	Toluene	Trichloroethene	Trichlorofluoromethane	1,2,4-Trimethylbenzene	1,3,5-Trimethylbenzene	Vinyl chloride	Xylene (Total)	m&p-Xylene	o-Xylene	C5 - C8 Aliphatics	C9 - C12 Aliphatics	C9 - C10 Aromatics	VPH (Total)
			NCAC 2L Standards	**15**	**1**	**NE**	**0.6**	**70**	**70**	**3000**	**70**	**3**	**100**	**0.4**	**0.4**	**70**	**600**	**0.4**	**70**	**5**	**20**	**6**	**70**	**70**	**0.7**	**600**	**3**	**2000**	**400**	**400**	**0.03**	**500**	**500**	**500**	**400**	**700**	**200**	**NE**
			IMAC Standards	--	--	--	--	--	--	--	--	--	--	--	--	--	--	--	--	--	--	--	--	--	--	--	--	--	--	--	--	--	--	--	--	--	--	--
92515544	MW-53_20210107	MW-53	01/07/2021	**123**	<0.5	<0.5	<0.5	<0.5	<0.5	<1	**0.97**	<1	<0.5	<0.5	<0.5	<0.5	<0.5	<2	<0.5	<2	<0.5	<2	<0.5	<0.5	<0.5	<0.5	<0.5	<1	<0.5	<0.5	<1	<1.5	<1	<0.5	<100	<100	<100	<100
92521555	MW-53_20210210	MW-53	02/10/2021	<5	<0.5	<0.5	<0.5	<0.5	<0.5	<1	**0.61**	<1	<0.5	<0.5	<0.5	<0.5	<0.5	<2	<0.5	<2	<0.5	<2	<0.5	<0.5	<0.5	<0.5	<0.5	<1	<0.5	<0.5	<1	<1.5	<1	<0.5	<100	<100	<100	<100
92526977	MW-53_20210310	MW-53	03/10/2021	<5	<0.5	<0.5	<0.5	<0.5	<0.5	<1	**0.60**	<1	<0.5	<0.5	<0.5	<0.5	<0.5	<2	<0.5	<2	<0.5	<2	<0.5	<0.5	<0.5	<0.5	<0.5	<1	<0.5	<0.5	<1	<1.5	<1	<0.5	**1,330**	**440**	<100	**1,860**
92532417	MW-53_20210408	MW-53	04/08/2021	<5	<0.5	<0.5	<0.5	<0.5	<0.5	<1	<0.5	<1	<0.5	<0.5	<0.5	<0.5	<0.5	<2	<0.5	<2	<0.5	<2	<0.5	<0.5	<0.5	<0.5	<0.5	<1	<0.5	<0.5	<1	<1.5	<1	<0.5	<50	<50	<50	<50
92537489	MW-53_20210506	MW-53	05/06/2021	<5	<0.5	<0.5	<0.5	<0.5	<0.5	<1	**0.42J**	<1	<0.5	<0.5	<0.5	<0.5	<0.5	<2	<0.5	<2	<0.5	<2	<0.5	<0.5	<0.5	<0.5	<0.5	<1	<0.5	<0.5	<1	<1.5	<1	<0.5	<50	<50	<50	<50
92537489	DUP-1-20210506	MW-53	05/06/2021	<5	<0.5	<0.5	<0.5	<0.5	<0.5	<1	**0.43J**	<1	<0.5	<0.5	<0.5	<0.5	<0.5	<2	<0.5	<2	<0.5	<2	<0.5	<0.5	<0.5	<0.5	<0.5	<1	<0.5	<0.5	<1	<1.5	<1	<0.5	<50	<50	<50	<50
92542611	MW-53_20210604	MW-53	06/04/2021	<5	**10.7**	<0.5	<0.5	<0.5	<0.5	<1	**0.44J**	<1	<0.5	<0.5	<0.5	<0.5	**0.66**	<2	<0.5	<2	<0.5	<2	<0.5	<0.5	<0.5	**50.2**	<0.5	<1	**1.4**	<0.5	<1	**35.8**	**22.1**	**13.7**	**330**	**100**	<50	**430**
92548527	MW-53_20210708	MW-53	07/08/2021	<5	<0.5	<0.5	<0.5	<0.5	<0.5	<1	<0.5	<1	<0.5	<0.5	<0.5	<0.5	<0.5	<2	<0.5	<2	<0.5	<2	<0.5	<0.5	<0.5	<0.5	<0.5	<1	<0.5	<0.5	<1	<1.5	<1	<0.5	<50	<50	<50	<50
92554137	MW-53_20210805	MW-53	08/05/2021	<5	<0.5	<0.5	<0.5	<0.5	<0.5	<1	**0.42J**	<1	<0.5	<0.5	<0.5	<0.5	<0.5	<2	<0.5	<2	<0.5	<2	<0.5	<0.5	<0.5	<0.5	<0.5	<1	<0.5	<0.5	<1	<1.5	<1	<0.5	<50	<50	<50	<50
92554137	DUP-2-20210805	MW-53	08/05/2021	<5	<0.5	<0.5	<0.5	<0.5	<0.5	<1	<0.5	<1	<0.5	<0.5	<0.5	<0.5	<0.5	<2	<0.5	<2	<0.5	<2	<0.5	<0.5	<0.5	<0.5	<0.5	<1	<0.5	<0.5	<1	<1.5	<1	<0.5	<50	<50	<50	<50
92559360	MW-53_20210902	MW-53	09/02/2021	<5	<0.5	<0.5	<0.5	<0.5	<0.5	<1	**0.36J**	<1	<0.5	<0.5	<0.5	<0.5	<0.5	<2	<0.5	<2	<0.5	<2	<0.5	<0.5	<0.5	<0.5	<0.5	<1	<0.5	<0.5	<1	<1.5	<1	<0.5	<50	<50	<50	<50
92563804	MW-53_20210928	MW-53	09/28/2021	<5	<0.5	<0.5	<0.5	<0.5	<0.5	<0.5	**0.27J**	<0.6	<0.5	<0.5	<0.5	<0.5	<0.5	<0.6	<0.5	<5	<0.5	<0.5	<0.5	<0.5	<0.5	<0.5	<0.5	<0.5	<0.5	<0.5	<0.5	<1.5	<1	<0.5	<100	<100	<100	NA
92563804	DUP-1-20210928	MW-53	09/28/2021	<5	<0.5	<0.5	<0.5	<0.5	<0.5	<0.5	**0.27J**	<0.6	<0.5	<0.5	<0.5	<0.5	<0.5	<0.6	<0.5	<5	<0.5	<0.5	<0.5	<0.5	<0.5	<0.5	<0.5	<0.5	<0.5	<0.5	<0.5	<1.5	<1	<0.5	<100	<100	<100	NA
92570483	MW-53_20211103	MW-53	11/03/2021	<5	<0.5	<0.5	<0.5	<0.5	<0.5	<1	<0.5	<1	<0.5	<0.5	<0.5	<0.5	<0.5	<2	<0.5	<2	<0.5	<2	<0.5	<0.5	<0.5	<0.5	<0.5	<1	<0.5	<0.5	<1	<1.5	<1	<0.5	<50	<50	<50	<50
92575654	MW-53_20211202	MW-53	12/02/2021	<5	<0.5	<0.5	<0.5	<0.5	<0.5	<1	<0.5	<1	<0.5	<0.5	<0.5	<0.5	<0.5	<2	<0.5	<2	<0.5	<2	<0.5	<0.5	<0.5	<0.5	<0.5	<1	<0.5	<0.5	<1	<1.5	<1	<0.5	<50	<50	<50	<50
92583209	MW-53_20220105	MW-53	01/05/2022	<5	<0.5	<0.5	<0.5	<0.5	<0.5	<1	<0.5	<1	<0.5	<0.5	<0.5	<0.5	<0.5	<2	<0.5	<2	<0.5	<2	<0.5	<0.5	<0.5	<0.5	<0.5	<1	<0.5	<0.5	<1	<1.5	<1	<0.5	<50	<50	<50	<50
92585900	MW-53_20220202	MW-53	02/02/2022	<5	<0.5	<0.5	<0.5	<0.5	<0.5	<1	<0.5	<1	<0.5	<0.5	<0.5	<0.5	<0.5	<2	<0.5	<2	<0.5	<2	<0.5	<0.5	<0.5	<0.5	<0.5	<1	<0.5	<0.5	<1	<1.5	<1	<0.5	<50	<50	<50	<50
92591151	MW-53_20220302	MW-53	03/02/2022	**0.23J**	<0.5	<0.5	<0.5	<0.5	<0.5	<1	<0.5	<1	<0.5	<0.5	<0.5	<0.5	<0.5	<2	<0.5	<2	<0.5	<2	<0.5	<0.5	<0.5	<0.5	<0.5	<1	<0.5	<0.5	<1	<1.5	<1	<0.5	<50	<50	<50	<50
92499057	MW-54_20201006	MW-54	10/06/2020	**8.2**	<0.5	<0.5	**3.0**	<0.5	<0.5	<1	**28.2**	<1	<0.5	**0.75**	<0.5	<0.5	<0.5	<2	<0.5	<2	<0.5	<2	<0.5	<0.5	<0.5	<0.5	<0.5	<1	<0.5	<0.5	<1	<1.5	<1	<0.5	<100	<100	<100	<100
92501860	MW-54_20201022	MW-54	10/22/2020	<5	<0.5	<0.5	**0.65**	<0.5	<0.5	<1	**9.4**	<1	<0.5	<0.5	<0.5	<0.5	<0.5	<2	<0.5	<2	<0.5	<2	<0.5	<0.5	<0.5	<0.5	<0.5	<1	<0.5	<0.5	<1	<1.5	<1	<0.5	<100	<100	<100	<100
92509560	MW-54_20201203	MW-54	12/03/2020	**18.6**	<0.5	<0.5	<0.5	<0.5	<0.5	<1	**2.4**	<1	<0.5	<0.5	<0.5	<0.5	<0.5	<2	<0.5	<2	<0.5	<2	<0.5	<0.5	<0.5	<0.5	<0.5	<1	<0.5	<0.5	<1	<1.5	<1	<0.5	<100	<100	<100	<100
92509560	Dup-2-20201203	MW-54	12/03/2020	**14.7**	<0.5	<0.5	<0.5	<0.5	<0.5	<1	**2.9**	<1	<0.5	<0.5	<0.5	<0.5	<0.5	<2	<0.5	<2	<0.5	<2	<0.5	<0.5	<0.5	<0.5	<0.5	<1	<0.5	<0.5	<1	<1.5	<1	<0.5	<100	<100	<100	<100
92515544	MW-54_20210107	MW-54	01/07/2021	**29.1**	<0.5	<0.5	<0.5	<0.5	<0.5	<1	**1.5**	<1	<0.5	<0.5	<0.5	<0.5	<0.5	<2	<0.5	<2	<0.5	<2	<0.5	<0.5	<0.5	<0.5	<0.5	<1	<0.5	<0.5	<1	<1.5	<1	<0.5	<100	<100	<100	<100
92521555	MW-54_20210210	MW-54	02/10/2021	<5	<0.5	<0.5	<0.5	<0.5	<0.5	<1	**2.6**	<1	<0.5	<0.5	<0.5	<0.5	<0.5	<2	<0.5	<2	<0.5	<2	<0.5	<0.5	<0.5	<0.5	<0.5	<1	<0.5	<0.5	<1	<1.5	<1	<0.5	<100	<100	<100	<100
92527327	MW-54_20210311	MW-54	03/11/2021	<5	<0.5	<0.5	<0.5	<0.5	<0.5	<1	**1.9**	<1	<0.5	<0.5	<0.5	<0.5	<0.5	<2	<0.5	<2	<0.5	<2	<0.5	<0.5	<0.5	<0.5	<0.5	<1	<0.5	<0.5	<1	<1.5	<1	<0.5	<50	<50	<50	<50
92530256	MW-54_20210407	MW-54	04/07/2021	<5	**218**	<2.5	<2.5	<2.5	<2.5	<5	<2.5	<5	<2.5	<2.5	<2.5	**22**	**30.6**	<10	<2.5	<10	<2.5	<10	<2.5	<2.5	<2.5	**636**	<2.5	<5	**18.4**	<2.5	<5	**230.1**	**145**	**85.1**	**3,530**	**644**	<50	**4,126**
92537489	MW-54_20210506	MW-54	05/06/2021	<5	**521**	<2.5	<2.5	<2.5	<2.5	<5	<2.5	<5	<2.5	<2.5	<2.5	**96.5**	**6.9**	<10	<2.5	<10	<2.5	**7.9J**	<2.5	<2.5	<2.5	**999**	<2.5	<5	**39.4**	<2.5	<5	**595**	**380**	**215**	**7,880**	**1,500**	**140**	**9,380**
92542611	MW-54_20210604	MW-54	06/04/2021	<5	**551**	<5	<5	<5	<5	<10	<5	<10	<5	<5	<5	**89.8**	**25.2**	<20	<5	<20	<5	**8.1J**	<5	<5	<5	**1,200**	<5	<10	**44**	<5	<10	**751**	**461**	**290**	**8,480**	**1,680**	**164**	**10,200**
92554137	MW-54_20210805	MW-54	08/05/2021	<5	**984**	<5	<5	<5	<5	<10	<5	<10	<5	<5	<5	**149**	**98.4**	<20	<5	<20	**7.7**	**9.6J**	<5	<5	<5	**1,670**	<5	<10	**59.7**	<5	<10	**1,045**	**649**	**396**	**15,900**	**2,180**	**218**	**18,300**
92499057	MW-55_20201006	MW-55	10/06/2020	<5	**99.7**	<0.5	**0.92**	<0.5	<0.5	<1	**6.9**	<1	<0.5	<0.5	<0.5	**48**	**6**	<2	<0.5	<2	**19.6**	<2	<0.5	<0.5	<0.5	**154**	<0.5	<1	**1.8**	<0.5	<1	**44.9**	**24.5**	**20.4**	**455**	<100	<100	**566**
92499057	DUP-01-20201006	MW-55	10/06/2020	<5	**102**	<0.5	**0.91**	<0.5	<0.5	<1	**6.8**	<1	<0.5	<0.5	<0.5	**48.9**	**6.1**	<2	<0.5	<2	**19.7**	<2	<0.5	<0.5	<0.5	**157**	<0.5	<1	**1.9**	<0.5	<1	**46.2**	**25.2**	**21.0**	**496**	<100	<100	**614**
92501960	MW-55_20201023	MW-55	10/23/2020	<5	**900**	<12.5	<12.5	<12.5	<12.5	<25	<12.5	<25	<12.5	<12.5	<12.5	**144**	**457**	<50	**26.5**	<50	<12.5	**85.7**	<12.5	<12.5	<12.5	**3,590**	<12.5	<25	**626**	<12.5	<25	**2,730**	**1,870**	**860**	**13,000**	**4,580**	**1,720**	**6,300**
92499057	MW-56_20201006	MW-56	10/06/2020	<5	<0.5	<0.5	<0.5	<0.5	<0.5	<1	<0.5	<1	<0.5	<0.5	<0.5	<0.5	<0.5	<2	<0.5	<2	<0.5	<2	<0.5	<0.5	<0.5	**1.1**	<0.5	<1	<0.5	<0.5	<1	<1.5	<1	<0.5	<100	<100	<100	<100
92501860	MW-56_20201022	MW-56	10/22/2020	<5	<0.5	<0.5	<0.5	<0.5	<0.5	<1	<0.5	<1	<0.5	<0.5	<0.5	<0.5	<0.5	<2	<0.5	<2	<0.5	<2	<0.5	<0.5	<0.5	<0.5	<0.5	<1	<0.5	<0.5	<1	<1.5	<1	<0.5	<100	<100	<100	<100
92509560	MW-56_20201203	MW-56	12/03/2020	**8.4**	<0.5	<0.5	<0.5	<0.5	<0.5	<1	<0.5	<1	<0.5	<0.5	<0.5	<0.5	<0.5	<2	<0.5	<2	<0.5	<2	<0.5	<0.5	<0.5	<0.5	<0.5	<1	<0.5	<0.5	<1	<1.5	<1	<0.5	<100	<100	<100	<100
92515544	MW-56_20210107	MW-56	01/07/2021	**8**	<0.5	<0.5	<0.5	<0.5	<0.5	<1	<0.5	<1	<0.5	<0.5	<0.5	<0.5	<0.5	<2	<0.5	<2	<0.5	<2	<0.5	<0.5	<0.5	<0.5	<0.5	<1	<0.5	<0.5	<1	<1.5	<1	<0.5	<100	<100	<100	<100
92520901	MW-56_20210208	MW-56	02/08/2021	<5	<0.5	<0.5	<0.5	<0.5	<0.5	<1	<0.5	<1	<0.5	<0.5	<0.5	<0.5	<0.5	<2	<0.5	<2	<0.5	<2	<0.5	<0.5	<0.5	<0.5	<0.5	<1	<0.5	<0.5	<1	<1.5	<1	<0.5	<100	<100	<100	<100
92526618	MW-56_20210309	MW-56	03/09/2021	<5	<0.5	<0.5	<0.5	<0.5	<0.5	<1	<0.5	<1	<0.5	<0.5	<0.5	<0.5	<0.5	<2	<0.5	<2	<0.5	<2	<0.5	<0.5	<0.5	<0.5	<0.5	<1	<0.5	<0.5	<1	<1.5	<1	<0.5	<100	<100	<100	<100
92530256	MW-56_20210407	MW-56	04/07/2021	<5	<0.5	<0.5	<0.5	<0.5	<0.5	<1	<0.5	<1	<0.5	<0.5	<0.5	<0.5	<0.5	<2	<0.5	<2	<0.5	<2	<0.5	<0.5	<0.5	<0.5	<0.5	<1	<0.5	<0.5	<1	<1.5	<1	<0.5	<50	<50	<50	<50
92537159	MW-56_20210505	MW-56	05/05/2021	<5	<0.5	<0.5	<0.5	<0.5	<0.5	<1	<0.5	<1	<0.5	<0.5	<0.5	<0.5	<0.5	<2	<0.5	<2	<0.5	<2	<0.5	<0.5	<0.5	<0.5	<0.5	<1	<0.5	<0.5	<1	<1.5	<1	<0.5	<50	<50	<50	<50
92537159	DUP-1-20210505	MW-56	05/05/2021	<5	<0.5	<0.5	<0.5	<0.5	<0.5	<1	<0.5	<1	<0.5	<0.5	<0.5	<0.5	<0.5	<2	<0.5	<2	<0.5	<2	<0.5	<0.5	<0.5	<0.5	<0.5	<1	<0.5	<0.5	<1	<1.5	<1	<0.5	<50	<50	<50	<50
92541993	MW-56_20210602	MW-56	06/02/2021	<5	<0.5	<0.5	<0.5	<0.5	<0.5	<1	<0.5	<1	<0.5	<0.5	<0.5	<0.5	<0.5	<2	<0.5	<2	<0.5	<2	<0.5	<0.5	<0.5	<0.5	<0.5	<1	<0.5	<0.5	<1	<1.5	<1	<0.5	<50	<50	<50	<50
92548787	MW-56_20210709	MW-56	07/09/2021	<5	<0.5	<0.5	<0.5	<0.5	<0.5	<1	<0.5	<1	<0.5	<0.5	<0.5	<0.5	<0.5	<2	<0.5	<2	<0.5	<2	<0.5	<0.5	<0.5	<0.5	<0.5	<1	<0.5	<0.5	<1	<1.5	<1	<0.5	<50	<50	<50	<50
92548787	DUP-1-20210709	MW-56	07/09/2021	<5	<0.5	<0.5	<0.5	<0.5	<0.5	<1	<0.5	<1	<0.5	<0.5	<0.5	<0.5	<0.5	<2	<0.5	<2	<0.5	<2	<0.5	<0.5	<0.5	<0.5	<0.5	<1	<0.5	<0.5	<1	<1.5	<1	<0.5	<50	<50	<50	<50
92553563	MW-56_20210804	MW-56	08/04/2021	<5	<0.5	<0.5	<0.5	<0.5	<0.5	<1	<0.5	<1	<0.5	<0.5	<0.5	<0.5	<0.5	**4.1**	<0.5	<2	<0.5	<2	<0.5	<0.5	<0.5	<0.5	<0.5	<1	<0.5	<0.5	<1	<1.5	<1	<0.5	<50	<50	<50	<50
92559014	MW-56_20210901	MW-56	09/01/2021	<5	<0.5	<0.5	<0.5	<0.5	<0.5	<1	<0.5	<1	<0.5	<0.5	<0.5	<0.5	<0.5	<2	<0.5	<2	<0.5	<2	<0.5	<0.5	<0.5	<0.5	<0.5	<1	<0.5	<0.5	<1	<1.5	<1	<0.5	<50	<50	<50	<50
92563804	MW-56_20210928	MW-56	09/28/2021	<5	<0.5	<0.5	<0.5	<0.5	<0.5	<0.5	<0.5	<0.6	<0.5	<0.5	<0.5	<0.5	<0.5	<0.6	<0.5	<5	<0.5	<0.5	<0.5	<0.5	<0.5	<0.5	<0.5	<0.5	<0.5	<0.5	<0.5	<1.5	<1	<0.5	<100	<100	<100	NA
92570816	MW-56_20211104	MW-56	11/04/2021	<5	<0.5	<0.5	<0.5	<0.5	<0.5	<1	<0.5	<1	<0.5	<0.5	<0.5	<0.5	<0.5	<2	<0.5	<2	<0.5	<2	<0.5	<0.5	<0.5	<0.5	<0.5	<1	<0.5	<0.5	<1	<1.5	<1	<0.5	<50	<50	<50	<50
92575654	MW-56_20211202	MW-56	12/02/2021	<5	<0.5	<0.5	<0.5	<0.5	<0.5	<1	<0.5	<1	<0.5	<0.5	<0.5	<0.5	<0.5	<2	<0.5	<2	<0.5	<2	<0.5	<0.5	<0.5	<0.5	<0.5	<1	<0.5	<0.5	<1	<1.5	<1	<0.5	<50	<50	<50	<50
92583209	MW-56_20220105	MW-56	01/05/2022	<5	<0.5	<0.5	<0.5	<0.5	<0.5	<1	<0.5	<1	<0.5	<0.5	<0.5	<0.5	<0.5	<2	<0.5	<2	<0.5	<2	<0.5	<0.5	<0.5	<0.5	<0.5	<1	<0.5	<0.5	<1	<1.5	<1	<0.5	<50	<50	<50	<50
92583209	DUP-1-20220105	MW-56	01/05/2022	<5	<0.5	<0.5	<0.5	<0.5	<0.5	<1	<0.5	<1	<0.5	<0.5	<0.5	<0.5	<0.5	<2	<0.5	<2	<0.5	<2	<0.5	<0.5	<0.5	<0.5	<0.5	<1	<0.5	<0.5	<1	<1.5	<1	<0.5	<50	<50	<50	<50

Table 5A
Summary of Monitoring Well Sampling Results

Colonial Pipeline Company
2020-L1-SR2448
Huntersville, North Carolina

Lab Report Number	Sample ID	Well ID	Sample Date	Metals (µg/L)	VOCs (µg/L)																													MADEP VPH (µg/L)			
				Lead	Benzene	Bromochloromethane	Bromodichloromethane	n-Butylbenzene	sec-Butylbenzene	Chloroethane	Chloroform	Chloromethane	2-Chlorotoluene	Dibromochloromethane	1,2-Dichloroethane	Diisopropyl ether	Ethylbenzene	Hexachloro-1,3-butadiene	Isopropylbenzene (Cumene)	Methylene Chloride	Methyl-tert-butyl ether	Naphthalene	n-Propylbenzene	Styrene	Tetrachloroethene	Toluene	Trichloroethene	Trichlorofluoromethane	1,2,4-Trimethylbenzene	1,3,5-Trimethylbenzene	Vinyl chloride	Xylene (Total)	m&p-Xylene	o-Xylene	C5 - C8 Aliphatics	C9 - C12 Aliphatics	C9 - C10 Aromatics	VPH (Total)
			NCAC 2L Standards	**15**	**1**	**NE**	**0.6**	**70**	**70**	**3000**	**70**	**3**	**100**	**0.4**	**0.4**	**70**	**600**	**0.4**	**70**	**5**	**20**	**6**	**70**	**70**	**0.7**	**600**	**3**	**2000**	**400**	**400**	**0.03**	**500**	**500**	**500**	**400**	**700**	**200**	**NE**
			IMAC Standards	--	--	--	--	--	--	--	--	--	--	--	--	--	--	--	--	--	--	--	--	--	--	--	--	--	--	--	--	--	--	--	--	--	--	--
92585900	MW-56_20220202	MW-56	02/02/2022	<5	<0.5	<0.5	<0.5	<0.5	<0.5	<1	<0.5	<1	<0.5	<0.5	<0.5	<0.5	<0.5	<2	<0.5	<2	<0.5	<2	<0.5	<0.5	<0.5	<0.5	<0.5	<1	<0.5	<0.5	<1	<1.5	<1	<0.5	<50	<50	<50	<50
92585900	DUP-2-20220202	MW-56	02/02/2022	<5	<0.5	<0.5	<0.5	<0.5	<0.5	<1	<0.5	<1	<0.5	<0.5	<0.5	<0.5	<0.5	<2	<0.5	<2	<0.5	<2	<0.5	<0.5	<0.5	<0.5	<0.5	<1	<0.5	<0.5	<1	<1.5	<1	<0.5	<50	<50	<50	<50
92591151	MW-56_20220302	MW-56	03/02/2022	<5	<0.5	<0.5	<0.5	<0.5	<0.5	<1	<0.5	<1	<0.5	<0.5	<0.5	<0.5	<0.5	<2	<0.5	<2	<0.5	<2	<0.5	<0.5	<0.5	<0.5	<0.5	<1	<0.5	<0.5	<1	<1.5	<1	<0.5	<50	<50	<50	<50
92591151	DUP-1-20220302	MW-56	03/02/2022	<5	<0.5	<0.5	<0.5	<0.5	<0.5	<1	<0.5	<1	<0.5	<0.5	<0.5	**0.43J**	<0.5	<2	<0.5	<2	<0.5	<2	<0.5	<0.5	<0.5	<0.5	<0.5	<1	<0.5	<0.5	<1	<1.5	<1	<0.5	<50	<50	<50	<50
92499057	MW-57_20201006	MW-57	10/06/2020	<5	<0.5	<0.5	<0.5	<0.5	<0.5	<1	**2.4**	<1	<0.5	<0.5	<0.5	<0.5	<0.5	<2	<0.5	<2	<0.5	<2	<0.5	<0.5	<0.5	<0.5	<0.5	<1	<0.5	<0.5	<1	<1.5	<1	<0.5	<100	<100	<100	<100
92501860	MW-57_20201022	MW-57	10/22/2020	<5	<0.5	<0.5	<0.5	<0.5	<0.5	<1	**3**	<1	<0.5	<0.5	<0.5	<0.5	<0.5	<2	<0.5	<2	<0.5	<2	<0.5	<0.5	<0.5	<0.5	<0.5	<1	<0.5	<0.5	<1	<1.5	<1	<0.5	<100	<100	<100	<100
92509560	MW-57_20201203	MW-57	12/03/2020	**31.8**	<0.5	<0.5	<0.5	<0.5	<0.5	<1	**0.65**	<1	<0.5	<0.5	<0.5	<0.5	<0.5	<2	<0.5	<2	<0.5	<2	<0.5	<0.5	<0.5	<0.5	<0.5	<1	<0.5	<0.5	<1	<1.5	<1	<0.5	<100	<100	<100	<100
92515544	MW-57_20210107	MW-57	01/07/2021	<5	<0.5	<0.5	<0.5	<0.5	<0.5	<1	<0.5	<1	<0.5	<0.5	<0.5	<0.5	<0.5	<2	<0.5	<2	<0.5	<2	<0.5	<0.5	<0.5	<0.5	<0.5	<1	<0.5	<0.5	<1	<1.5	<1	<0.5	<100	<100	<100	<100
92520901	MW-57_20210208	MW-57	02/08/2021	<5	<0.5	<0.5	<0.5	<0.5	<0.5	<1	<0.5	<1	<0.5	<0.5	<0.5	<0.5	<0.5	<2	<0.5	<2	<0.5	<2	<0.5	<0.5	<0.5	<0.5	<0.5	<1	<0.5	<0.5	<1	<1.5	<1	<0.5	<100	<100	<100	<100
92526618	MW-57_20210309	MW-57	03/09/2021	<5	<0.5	<0.5	<0.5	<0.5	<0.5	<1	<0.5	<1	<0.5	<0.5	<0.5	<0.5	<0.5	<2	<0.5	<2	<0.5	<2	<0.5	<0.5	<0.5	<0.5	<0.5	<1	<0.5	<0.5	<1	<1.5	<1	<0.5	<100	<100	<100	<100
92530256	MW-57_20210407	MW-57	04/07/2021	<5	<0.5	<0.5	<0.5	<0.5	<0.5	<1	<0.5	<1	<0.5	<0.5	<0.5	<0.5	<0.5	<2	<0.5	<2	<0.5	<2	<0.5	<0.5	<0.5	<0.5	<0.5	<1	<0.5	<0.5	<1	<1.5	<1	<0.5	<50	<50	<50	<50
92537159	MW-57_20210505	MW-57	05/05/2021	<5	<0.5	<0.5	<0.5	<0.5	<0.5	<1	<0.5	<1	<0.5	<0.5	<0.5	<0.5	<0.5	<2	<0.5	<2	<0.5	<2	<0.5	<0.5	<0.5	<0.5	<0.5	<1	<0.5	<0.5	<1	<1.5	<1	<0.5	<50	<50	<50	<50
92541993	MW-57_20210602	MW-57	06/02/2021	<5	<0.5	<0.5	<0.5	<0.5	<0.5	<1	<0.5	<1	<0.5	<0.5	<0.5	<0.5	<0.5	<2	<0.5	<2	<0.5	<2	<0.5	<0.5	<0.5	<0.5	<0.5	<1	<0.5	<0.5	<1	<1.5	<1	<0.5	<50	<50	<50	<50
92548527	MW-57_20210708	MW-57	07/08/2021	<5	<0.5	<0.5	<0.5	<0.5	<0.5	<1	<0.5	<1	<0.5	<0.5	<0.5	<0.5	<0.5	<2	<0.5	<2	<0.5	<2	<0.5	<0.5	<0.5	<0.5	<0.5	<1	<0.5	<0.5	<1	<1.5	<1	<0.5	<50	<50	<50	<50
92553563	MW-57_20210804	MW-57	08/04/2021	<5	<0.5	<0.5	<0.5	<0.5	<0.5	<1	<0.5	<1	<0.5	<0.5	<0.5	<0.5	<0.5	<2	<0.5	<2	<0.5	<2	<0.5	<0.5	<0.5	<0.5	<0.5	<1	<0.5	<0.5	<1	<1.5	<1	<0.5	<50	<50	<50	<50
92559014	MW-57_20210901	MW-57	09/01/2021	<5	<0.5	<0.5	<0.5	<0.5	<0.5	<1	<0.5	<1	<0.5	<0.5	<0.5	<0.5	<0.5	<2	<0.5	<2	<0.5	<2	<0.5	<0.5	<0.5	<0.5	<0.5	<1	<0.5	<0.5	<1	<1.5	<1	<0.5	<50	<50	<50	<50
92559014	DUP-1-20210901	MW-57	09/01/2021	<5	<0.5	<0.5	<0.5	<0.5	<0.5	<1	<0.5	<1	<0.5	<0.5	<0.5	<0.5	<0.5	<2	<0.5	<2	<0.5	<2	<0.5	<0.5	<0.5	<0.5	<0.5	<1	<0.5	<0.5	<1	<1.5	<1	<0.5	<50	<50	<50	<50
92563804	MW-57_20210928	MW-57	09/28/2021	<5	<0.5	<0.5	<0.5	<0.5	<0.5	<0.5	<0.5	<0.6	<0.5	<0.5	<0.5	<0.5	<0.5	<0.6	<0.5	<5	<0.5	<0.5	<0.5	<0.5	<0.5	<0.5	<0.5	<0.5	<0.5	<0.5	<0.5	<1.5	<1	<0.5	<100	<100	<100	NA
92570816	MW-57_20211104	MW-57	11/04/2021	<5	<0.5	<0.5	<0.5	<0.5	<0.5	<1	<0.5	<1	<0.5	<0.5	<0.5	<0.5	<0.5	<2	<0.5	<2	<0.5	<2	<0.5	<0.5	<0.5	<0.5	<0.5	<1	<0.5	<0.5	<1	<1.5	<1	<0.5	<50	<50	<50	<50
92575654	MW-57_20211202	MW-57	12/02/2021	<5	<0.5	<0.5	<0.5	<0.5	<0.5	<1	<0.5	<1	<0.5	<0.5	<0.5	<0.5	<0.5	<2	<0.5	<2	<0.5	<2	<0.5	<0.5	<0.5	<0.5	<0.5	<1	<0.5	<0.5	<1	<1.5	<1	<0.5	<50	<50	<50	<50
92583209	MW-57_20220105	MW-57	01/05/2022	<5	<0.5	<0.5	<0.5	<0.5	<0.5	<1	<0.5	<1	<0.5	<0.5	<0.5	<0.5	<0.5	<2	<0.5	<2	<0.5	<2	<0.5	<0.5	<0.5	<0.5	<0.5	<1	<0.5	<0.5	<1	<1.5	<1	<0.5	<50	<50	<50	<50
92585900	MW-57_20220202	MW-57	02/02/2022	<5	<0.5	<0.5	<0.5	<0.5	<0.5	<1	<0.5	<1	<0.5	<0.5	<0.5	<0.5	<0.5	<2	<0.5	<2	<0.5	<2	<0.5	<0.5	<0.5	<0.5	<0.5	<1	<0.5	<0.5	<1	<1.5	<1	<0.5	<50	<50	<50	<50
92591151	MW-57_20220302	MW-57	03/02/2022	**0.31J**	<0.5	<0.5	<0.5	<0.5	<0.5	<1	<0.5	<1	<0.5	<0.5	<0.5	<0.5	<0.5	<2	<0.5	<2	<0.5	<2	<0.5	<0.5	<0.5	<0.5	<0.5	<1	<0.5	<0.5	<1	<1.5	<1	<0.5	<50	<50	<50	<50
92500608	MW-58_20201007	MW-58	10/07/2020	<5	<0.5	<0.5	**2.8**	<0.5	<0.5	<1	**15.6**	<1	<0.5	**0.61**	<0.5	<0.5	<0.5	<2	<0.5	<2	<0.5	<2	<0.5	<0.5	<0.5	<0.5	<0.5	<1	<0.5	<0.5	<1	<1.5	<1	<0.5	<100	<100	<100	<100
92501860	MW-58_20201022	MW-58	10/22/2020	<5	<0.5	<0.5	**1.8**	<0.5	<0.5	<1	**9.5**	<1	<0.5	**0.5**	<0.5	<0.5	<0.5	<2	<0.5	<2	<0.5	<2	<0.5	<0.5	<0.5	<0.5	<0.5	<1	<0.5	<0.5	<1	<1.5	<1	<0.5	<100	<100	<100	<100
92508881	MW-58_20201201	MW-58	12/01/2020	**22.7**	<0.5	<0.5	**0.76**	<0.5	<0.5	<1	**3.8**	<1	<0.5	<0.5	<0.5	<0.5	<0.5	<2	<0.5	<2	<0.5	<2	<0.5	<0.5	<0.5	<0.5	<0.5	<1	<0.5	<0.5	<1	<1.5	<1	<0.5	<100	<100	<100	<100
92514898	MW-58_20210105	MW-58	01/05/2021	<5	<0.5	<0.5	<0.5	<0.5	<0.5	<1	**2.2**	<1	<0.5	<0.5	<0.5	<0.5	<0.5	<2	<0.5	<2	<0.5	<2	<0.5	<0.5	<0.5	<0.5	<0.5	<1	<0.5	<0.5	<1	<1.5	<1	<0.5	<100	<100	<100	<100
92520901	MW-58_20210208	MW-58	02/08/2021	<5	<0.5	<0.5	<0.5	<0.5	<0.5	<1	**1.6**	<1	<0.5	<0.5	<0.5	<0.5	<0.5	<2	<0.5	<2	<0.5	<2	<0.5	<0.5	<0.5	<0.5	<0.5	<1	<0.5	<0.5	<1	<1.5	<1	<0.5	<100	<100	<100	<100
92527327	MW-58_20210311	MW-58	03/11/2021	<5	<0.5	<0.5	<0.5	<0.5	<0.5	<1	**1.8**	<1	<0.5	<0.5	<0.5	<0.5	<0.5	<2	<0.5	<2	<0.5	<2	<0.5	<0.5	<0.5	<0.5	<0.5	<1	<0.5	<0.5	<1	<1.5	<1	<0.5	<50	<50	<50	<50
92532417	MW-58_20210408	MW-58	04/08/2021	<5	<0.5	<0.5	<0.5	<0.5	<0.5	<1	**1.6**	<1	<0.5	<0.5	<0.5	<0.5	<0.5	<2	<0.5	<2	<0.5	<2	<0.5	<0.5	<0.5	<0.5	<0.5	<1	<0.5	<0.5	<1	<1.5	<1	<0.5	<50	<50	<50	<50
92537784	MW-58_20210507	MW-58	05/07/2021	<5	<0.5	<0.5	<0.5	<0.5	<0.5	<1	**1.8**	<1	<0.5	<0.5	<0.5	<0.5	<0.5	<2	<0.5	<2	<0.5	<2	<0.5	<0.5	<0.5	<0.5	<0.5	<1	<0.5	<0.5	<1	<1.5	<1	<0.5	<50	<50	<50	<50
92542611	MW-58_20210604	MW-58	06/04/2021	<5	<0.5	<0.5	<0.5	<0.5	<0.5	<1	**1.2**	<1	<0.5	<0.5	<0.5	<0.5	<0.5	<2	<0.5	<2	<0.5	<2	<0.5	<0.5	<0.5	<0.5	<0.5	<1	<0.5	<0.5	<1	<1.5	<1	<0.5	<50	<50	<50	<50
92548787	MW-58_20210709	MW-58	07/09/2021	<5	<0.5	<0.5	<0.5	<0.5	<0.5	<1	**0.84**	<1	<0.5	<0.5	<0.5	<0.5	<0.5	<2	<0.5	<2	<0.5	<2	<0.5	<0.5	<0.5	<0.5	<0.5	<1	<0.5	<0.5	<1	<1.5	<1	<0.5	<50	<50	<50	<50
92554137	MW-58_20210805	MW-58	08/05/2021	<5	<0.5	<0.5	<0.5	<0.5	<0.5	<1	**0.92**	<1	<0.5	<0.5	<0.5	<0.5	<0.5	<2	<0.5	<2	<0.5	<2	<0.5	<0.5	<0.5	<0.5	<0.5	<1	<0.5	<0.5	<1	<1.5	<1	<0.5	<50	<50	<50	<50
92559360	MW-58_20210902	MW-58	09/02/2021	<5	<0.5	<0.5	<0.5	<0.5	<0.5	<1	**0.59**	<1	<0.5	<0.5	<0.5	<0.5	<0.5	<2	<0.5	<2	<0.5	<2	<0.5	<0.5	<0.5	<0.5	<0.5	<1	<0.5	<0.5	<1	<1.5	<1	<0.5	<50	<50	<50	<50
92564084	MW-58_20210929	MW-58	09/29/2021	<5.0	<0.5	<0.5	<0.5	<0.5	<0.5	<0.5	**0.58**	<2	<0.5	<0.5	<0.5	<0.5	<0.5	<0.6	<0.5	<5	<0.5	<0.5	<0.5	<0.5	<0.5	<0.5	<0.5	<0.5	<0.5	<0.5	<0.5	<1.5	<1	<0.5	<100	<100	<100	NA
92571040	MW-58_20211105	MW-58	11/05/2021	<5	<0.5	<0.5	<0.5	<0.5	<0.5	<1	<0.5	<1	<0.5	<0.5	<0.5	<0.5	<0.5	<2	<0.5	<2	<0.5	<2	<0.5	<0.5	<0.5	<0.5	<0.5	<1	<0.5	<0.5	<1	<1.5	<1	<0.5	<50	<50	<50	<50
92571040	DUP-1-20211105	MW-58	11/05/2021	<5	**0.47J**	<0.5	<0.5	<0.5	<0.5	<1	<0.5	<1	<0.5	<0.5	<0.5	<0.5	<0.5	<2	<0.5	<2	<0.5	**0.82J**	<0.5	<0.5	<0.5	<0.5	<0.5	<1	<0.5	<0.5	<1	**0.36J**	<1	**0.36J**	<50	<50	<50	<50
92575770	MW-58_20211203	MW-58	12/03/2021	<5	<0.5	<0.5	<0.5	<0.5	<0.5	<1	**0.39J**	<1	<0.5	<0.5	<0.5	<0.5	<0.5	<2	<0.5	<2	<0.5	<2	<0.5	<0.5	<0.5	<0.5	<0.5	<1	<0.5	<0.5	<1	<1.5	<1	<0.5	<50	<50	<50	<50
92581742	MW-58_20220107	MW-58	01/07/2022	<5	<0.5	<0.5	<0.5	<0.5	<0.5	<1	<0.5	<1	<0.5	<0.5	<0.5	<0.5	<0.5	<2	<0.5	<2	<0.5	<2	<0.5	<0.5	<0.5	<0.5	<0.5	<1	<0.5	<0.5	<1	<1.5	<1	<0.5	<50	<50	<50	<50
92586178	MW-58_20220203	MW-58	02/03/2022	<5	<0.5	<0.5	<0.5	<0.5	<0.5	<1	<0.5	<1	<0.5	<0.5	<0.5	<0.5	<0.5	<2	<0.5	<2	<0.5	<2	<0.5	<0.5	<0.5	<0.5	<0.5	<1	<0.5	<0.5	<1	<1.5	<1	<0.5	<50	<50	<50	<50
92591327	MW-58_20220303	MW-58	03/03/2022	<5	<0.5	<0.5	<0.5	<0.5	<0.5	<1	<0.5	<1	<0.5	<0.5	<0.5	<0.5	<0.5	<2	<0.5	<2	<0.5	<2	<0.5	<0.5	<0.5	<0.5	<0.5	<1	<0.5	<0.5	<1	<1.5	<1	<0.5	<50	<50	<50	<50
92591327	DUP-2-20220303	MW-58	03/03/2022	<5	<0.5	<0.5	<0.5	<0.5	<0.5	<1	<0.5	<1	<0.5	<0.5	<0.5	<0.5	<0.5	<2	<0.5	<2	<0.5	<2	<0.5	<0.5	<0.5	<0.5	<0.5	<1	<0.5	<0.5	<1	<1.5	<1	<0.5	<50	<50	<50	<50
92500608	MW-59_20201007	MW-59	10/07/2020	<5	<0.5	<0.5	<0.5	<0.5	<0.5	<1	**2.8**	<1	<0.5	<0.5	<0.5	<0.5	<0.5	<2	<0.5	<2	<0.5	<2	<0.5	<0.5	<0.5	<0.5	<0.5	<1	<0.5	<0.5	<1	<1.5	<1	<0.5	<100	<100	<100	<100
92501616	MW-59_20201021	MW-59	10/21/2020	<5	<0.5	<0.5	<0.5	<0.5	<0.5	<1	**2.5**	<1	<0.5	<0.5	<0.5	<0.5	<0.5	<2	<0.5	<2	<0.5	<2	<0.5	<0.5	<0.5	<0.5	<0.5	<1	<0.5	<0.5	<1	<1.5	<1	<0.5	<100	<100	<100	<100
92508881	MW-59_20201201	MW-59	12/01/2020	**31.6**	<0.5	<0.5	<0.5	<0.5	<0.5	<1	**1.8**	<1	<0.5	<0.5	<0.5	<0.5	<0.5	<2	<0.5	<2	<0.5	<2	<0.5	<0.5	<0.5	<0.5	<0.5	<1	<0.5	<0.5	<1	<1.5	<1	<0.5	<100	<100	<100	<100
92514898	MW-59_20210105	MW-59	01/05/2021	**37.3**	<0.5	<0.5	<0.5	<0.5	<0.5	<1	**1.1**	<1	<0.5	<0.5	<0.5	<0.5	<0.5	<2	<0.5	<2	<0.5	<2	<0.5	<0.5	<0.5	<0.5	<0.5	<1	<0.5	<0.5	<1	<1.5	<1	<0.5	<100	<100	<100	<100
92521237	MW-59_20210209	MW-59	02/09/2021	<5	<0.5	<0.5	<0.5	<0.5	<0.5	<1	**0.68**	<1	<0.5	<0.5	<0.5	<0.5	<0.5	<2	<0.5	<2	<0.5	<2	<0.5	<0.5	<0.5	<0.5	<0.5	<1	<0.5	<0.5	<1	<1.5	<1	<0.5	<100	<100	<100	<100
92527327	MW-59_20210311	MW-59	03/11/2021	<5	<0.5	<0.5	<0.5	<0.5	<0.5	<1	<0.5	<1	<0.5	<0.5	<0.5	<0.5	<0.5	<2	<0.5	<2	<0.5	<2	<0.5	<0.5	<0.5	**0.52**	<0.5	<1	<0.5	<0.5	<1	<1.5	<1	<0.5	<50	<50	<50	<50
92532417	MW-59_20210408	MW-59	04/08/2021	<5	<0.5	<0.5	<0.5	<0.5	<0.5	<1	<0.5	<1	<0.5	<0.5	<0.5	<0.5	<0.5	<2	<0.5	<2	<0.5	<2	<0.5	<0.5	<0.5	<0.5	<0.5	<1	<0.5	<0.5	<1	<1.5	<1	<0.5	<50	<50	<50	<50
92537784	MW-59_20210507	MW-59	05/07/2021	<5	<0.5	<0.5	<0.5	<0.5	<0.5	<1	<0.5	<1	<0.5	<0.5	<0.5	<0.5	<0.5	<2	<0.5	<2	<0.5	<2	<0.5	<0.5	<0.5	<0.5	<0.5	<1	<0.5	<0.5	<1	<1.5	<1	<0.5	<50	<50	<50	<50

Table 5A
Summary of Monitoring Well Sampling Results

Colonial Pipeline Company
2020-L1-SR2448
Huntersville, North Carolina

Lab Report Number	Sample ID	Well ID	Sample Date	Metals (µg/L)	VOCs (µg/L)																													MADEP VPH (µg/L)			
				Lead	Benzene	Bromochloromethane	Bromodichloromethane	n-Butylbenzene	sec-Butylbenzene	Chloroethane	Chloroform	Chloromethane	2-Chlorotoluene	Dibromochloromethane	1,2-Dichloroethane	Diisopropyl ether	Ethylbenzene	Hexachloro-1,3-butadiene	Isopropylbenzene (Cumene)	Methylene Chloride	Methyl-tert-butyl ether	Naphthalene	n-Propylbenzene	Styrene	Tetrachloroethene	Toluene	Trichloroethene	Trichlorofluoromethane	1,2,4-Trimethylbenzene	1,3,5-Trimethylbenzene	Vinyl chloride	Xylene (Total)	m&p-Xylene	o-Xylene	C5 - C8 Aliphatics	C9 - C12 Aliphatics	C9 - C10 Aromatics	VPH (Total)
			NCAC 2L Standards	**15**	**1**	**NE**	**0.6**	**70**	**70**	**3000**	**70**	**3**	**100**	**0.4**	**0.4**	**70**	**600**	**0.4**	**70**	**5**	**20**	**6**	**70**	**70**	**0.7**	**600**	**3**	**2000**	**400**	**400**	**0.03**	**500**	**500**	**500**	**400**	**700**	**200**	**NE**
			IMAC Standards	--	--	--	--	--	--	--	--	--	--	--	--	--	--	--	--	--	--	--	--	--	--	--	--	--	--	--	--	--	--	--	--	--	--	--
92542611	MW-59_20210604	MW-59	06/04/2021	<5	<0.5	<0.5	<0.5	<0.5	<0.5	<1	<0.5	<1	<0.5	<0.5	<0.5	<0.5	<0.5	<2	<0.5	<2	<0.5	<2	<0.5	<0.5	<0.5	<0.5	<0.5	<1	<0.5	<0.5	<1	<1.5	<1	<0.5	<50	<50	<50	<50
92542611	DUP-1-20210604	MW-59	06/04/2021	<5	<0.5	<0.5	<0.5	<0.5	<0.5	<1	<0.5	<1	<0.5	<0.5	<0.5	<0.5	<0.5	<2	<0.5	<2	<0.5	<2	<0.5	<0.5	<0.5	<0.5	<0.5	<1	<0.5	<0.5	<1	<1.5	<1	<0.5	<50	<50	<50	<50
92548787	MW-59_20210709	MW-59	07/09/2021	<5	<0.5	<0.5	<0.5	<0.5	<0.5	<1	**0.57**	<1	<0.5	<0.5	<0.5	<0.5	<0.5	<2	<0.5	<2	<0.5	<2	<0.5	<0.5	<0.5	**1.0**	<0.5	<1	<0.5	<0.5	<1	<1.5	<1	<0.5	<50	<50	<50	<50
92554137	MW-59_20210805	MW-59	08/05/2021	<5	<0.5	<0.5	<0.5	<0.5	<0.5	<1	**0.39J**	<1	<0.5	<0.5	<0.5	<0.5	<0.5	<2	<0.5	<2	<0.5	<2	<0.5	<0.5	<0.5	<0.5	<0.5	<1	<0.5	<0.5	<1	<1.5	<1	<0.5	<50	<50	<50	<50
92559360	MW-59_20210902	MW-59	09/02/2021	<5	<0.5	<0.5	<0.5	<0.5	<0.5	<1	<0.5	<1	<0.5	<0.5	<0.5	<0.5	<0.5	<2	<0.5	<2	<0.5	<2	<0.5	<0.5	<0.5	<0.5	<0.5	<1	<0.5	<0.5	<1	<1.5	<1	<0.5	<50	<50	<50	<50
92564084	MW-59_20210929	MW-59	09/29/2021	<5.0	<0.5	<0.5	<0.5	<0.5	<0.5	<0.5	<0.5	<2	<0.5	<0.5	<0.5	<0.5	<0.5	<0.6	<0.5	<5	<0.5	<0.5	<0.5	<0.5	<0.5	<0.5	<0.5	<0.5	<0.5	<0.5	<0.5	<1.5	<1	<0.5	<100	<100	<100	NA
92570816	MW-59_20211104	MW-59	11/04/2021	<5	<0.5	<0.5	<0.5	<0.5	<0.5	<1	<0.5	<1	<0.5	<0.5	<0.5	**0.48J**	<0.5	<2	<0.5	<2	<0.5	<2	<0.5	<0.5	<0.5	<0.5	<0.5	<1	<0.5	<0.5	<1	<1.5	<1	<0.5	<50	<50	<50	<50
92575770	MW-59_20211203	MW-59	12/03/2021	<5	**0.95**	<0.5	<0.5	<0.5	<0.5	<1	<0.5	<1	<0.5	<0.5	<0.5	**4.6**	<0.5	<2	<0.5	<2	<0.5	<2	<0.5	<0.5	<0.5	**2.1**	<0.5	<1	<0.5	<0.5	<1	<1.5	<1	<0.5	<50	<50	<50	<50
92581742	MW-59_20220107	MW-59	01/07/2022	<5	<0.5	<0.5	<0.5	<0.5	<0.5	<1	<0.5	<1	<0.5	<0.5	<0.5	**3.2**	<0.5	<2	<0.5	<2	<0.5	<2	<0.5	<0.5	<0.5	<0.5	<0.5	<1	<0.5	<0.5	<1	<1.5	<1	<0.5	<50	<50	<50	<50
92586178	MW-59_20220203	MW-59	02/03/2022	<5	**1.4**	<0.5	<0.5	<0.5	<0.5	<1	<0.5	<1	<0.5	<0.5	<0.5	**3.2**	<0.5	<2	<0.5	<2	<0.5	<2	<0.5	<0.5	<0.5	**4.3**	<0.5	<1	<0.5	<0.5	<1	**1.36J**	**0.88J**	**0.48J**	<50	<50	<50	<50
92591327	MW-59_20220303	MW-59	03/03/2022	<5	<0.5	<0.5	<0.5	<0.5	<0.5	<1	<0.5	<1	<0.5	<0.5	<0.5	<0.5	<0.5	<2	<0.5	<2	<0.5	<2	<0.5	<0.5	<0.5	<0.5	<0.5	<1	<0.5	<0.5	<1	<1.5	<1	<0.5	<50	<50	<50	<50
92500607	MW-60_20201007	MW-60	10/07/2020	**18**	<0.5	<0.5	**4.1**	<0.5	<0.5	<1	**15.2**	<1	<0.5	**1.3**	<0.5	<0.5	<0.5	<2	<0.5	<2	<0.5	<2	<0.5	<0.5	<0.5	<0.5	<0.5	<1	<0.5	<0.5	<1	<1.5	<1	<0.5	<100	<100	<100	<100
92501345	MW-60_20201020	MW-60	10/20/2020	**20.4**	<0.5	<0.5	**0.88**	<0.5	<0.5	<1	**3.5**	<1	<0.5	<0.5	<0.5	<0.5	<0.5	<2	<0.5	<2	<0.5	<2	<0.5	<0.5	<0.5	<0.5	<0.5	<1	<0.5	<0.5	<1	<1.5	<1	<0.5	<100	<100	<100	<100
92508886	MW-60_20201201	MW-60	12/02/2020	**16.4**	<0.5	<0.5	<0.5	<0.5	<0.5	<1	**1.5**	<1	<0.5	<0.5	<0.5	<0.5	<0.5	<2	<0.5	<2	<0.5	<2	<0.5	<0.5	<0.5	<0.5	<0.5	<1	<0.5	<0.5	<1	<1.5	<1	<0.5	<100	<100	<100	<100
92514892	MW-60_20210105	MW-60	01/05/2021	**52.8**	<0.5	<0.5	<0.5	<0.5	<0.5	<1	<0.5	<1	<0.5	<0.5	<0.5	<0.5	<0.5	<2	<0.5	<2	<0.5	<2	<0.5	<0.5	<0.5	<0.5	<0.5	<1	<0.5	<0.5	<1	<1.5	<1	<0.5	<100	<100	<100	<100
92522126	MW-60_20210212	MW-60	02/12/2021	<5	<0.5	<0.5	<0.5	<0.5	<0.5	<1	<0.5	<1	<0.5	<0.5	<0.5	<0.5	<0.5	<2	<0.5	<2	<0.5	<2	<0.5	<0.5	<0.5	<0.5	<0.5	<1	<0.5	<0.5	<1	<1.5	<1	<0.5	<100	<100	<100	<100
92527336	MW-60_20210311	MW-60	03/11/2021	**15.0**	<0.5	<0.5	<0.5	<0.5	<0.5	<1	<0.5	<1	<0.5	<0.5	<0.5	<0.5	<0.5	<2	<0.5	<2	<0.5	<2	<0.5	<0.5	<0.5	**4.4**	<0.5	<1	<0.5	<0.5	<1	<1.5	<1	<0.5	<50	<50	<50	<50
92531580	MW-60_20210406	MW-60	04/06/2021	<5	<0.5	<0.5	<0.5	<0.5	<0.5	<1	<0.5	<1	<0.5	<0.5	<0.5	<0.5	<0.5	<2	<0.5	<2	<0.5	<2	<0.5	<0.5	<0.5	<0.5	<0.5	<1	<0.5	<0.5	<1	<1.5	<1	<0.5	<50	<50	<50	<50
92537158	MW-60_20210505	MW-60	05/05/2021	<5	<0.5	<0.5	<0.5	<0.5	<0.5	<1	<0.5	<1	<0.5	<0.5	<0.5	<0.5	<0.5	<2	<0.5	<2	<0.5	<2	<0.5	<0.5	<0.5	<0.5	<0.5	<1	<0.5	<0.5	<1	<1	<1	<0.5	<50	<50	<50	<50
92542350	MW-60_20210603	MW-60	06/03/2021	<5	<0.5	<0.5	<0.5	<0.5	<0.5	<1	**0.47J**	<1	<0.5	<0.5	<0.5	<0.5	<0.5	<2	<0.5	<2	<0.5	<2	<0.5	<0.5	<0.5	<0.5	<0.5	<1	<0.5	<0.5	<1	<1.5	<1	<0.5	<50	<50	<50	<50
92547899	MW-60_20210706	MW-60	07/06/2021	<5	<0.5	<0.5	<0.5	<0.5	<0.5	<1	**0.68**	<1	<0.5	<0.5	<0.5	<0.5	<0.5	<2	<0.5	<2	<0.5	<2	<0.5	<0.5	<0.5	<0.5	<0.5	<1	<0.5	<0.5	<1	<1.5	<1	<0.5	<50	<50	<50	<50
92553185	MW-60_20210803	MW-60	08/03/2021	<5	<0.5	<0.5	<0.5	<0.5	<0.5	<1	**0.58**	<1	<0.5	<0.5	<0.5	<0.5	<0.5	<2	<0.5	<2	<0.5	<2	<0.5	<0.5	<0.5	<0.5	<0.5	<1	<0.5	<0.5	<1	<1.5	<1	<0.5	<50	<50	<50	<50
92558740	MW-60_20210831	MW-60	08/31/2021	<5	<0.5	<0.5	<0.5	<0.5	<0.5	<1	<0.5	<1	<0.5	<0.5	<0.5	<0.5	<0.5	<2	<0.5	<2	<0.5	<2	<0.5	<0.5	<0.5	<0.5	<0.5	<1	<0.5	<0.5	<1	<1.5	<1	<0.5	<50	<50	<50	<50
92564678	MW-60_20211004	MW-60	10/04/2021	<5.0	<0.5	<0.5	<0.5	<0.5	<0.5	<0.5	<0.5	<0.6	<0.5	<0.5	<0.5	<0.5	<0.5	<0.6	<0.5	<5	<0.5	<0.5	<0.5	<0.5	<0.5	<0.5	<0.5	<0.5	<0.5	<0.5	<0.5	<1.5	<1	<0.5	<100	<100	<100	NA
92570178	MW-60_20211102	MW-60	11/02/2021	<5	<0.5	<0.5	<0.5	<0.5	<0.5	<1	<0.5	<1	<0.5	<0.5	<0.5	<0.5	<0.5	<2	<0.5	<2	<0.5	<2	<0.5	<0.5	<0.5	<0.5	<0.5	<1	<0.5	<0.5	<1	<1.5	<1	<0.5	<50	<50	<50	<50
92574905	MW-60_20211130	MW-60	11/30/2021	<5	<0.5	<0.5	<0.5	<0.5	<0.5	<1	<0.5	<1	<0.5	<0.5	<0.5	<0.5	<0.5	<2	<0.5	<2	<0.5	<2	<0.5	<0.5	<0.5	<0.5	<0.5	<1	<0.5	<0.5	<1	<1.5	<1	<0.5	<50	<50	<50	<50
92580901 92580902	MW-60_20220104	MW-60	01/04/2022	**1.2J**	<0.5	<0.5	<0.5	<0.5	<0.5	<1	<0.5	<1	<0.5	<0.5	<0.5	<0.5	<0.5	<2	<0.5	<2	<0.5	<2	<0.5	<0.5	<0.5	<0.5	<0.5	<1	<0.5	<0.5	<1	<1.5	<1	<0.5	<50	<50	<50	<50
92585560	MW-60_20220201	MW-60	02/01/2022	<5	<0.5	<0.5	<0.5	<0.5	<0.5	<1	<0.5	<1	<0.5	<0.5	<0.5	<0.5	<0.5	<2	<0.5	<2	<0.5	<2	<0.5	<0.5	<0.5	<0.5	<0.5	<1	<0.5	<0.5	<1	<1.5	<1	<0.5	<50	<50	<50	<50
92585560	DUP-2-20220201	MW-60	02/01/2022	<5	<0.5	<0.5	<0.5	<0.5	<0.5	<1	<0.5	<1	<0.5	<0.5	<0.5	<0.5	<0.5	<2	<0.5	<2	<0.5	<2	<0.5	<0.5	<0.5	<0.5	<0.5	<1	<0.5	<0.5	<1	<1.5	<1	<0.5	<50	<50	<50	<50
92590515	MW-60_20220228	MW-60	02/28/2022	<5	<0.5	<0.5	<0.5	<0.5	<0.5	<1	<0.5	<1	<0.5	<0.5	<0.5	<0.5	<0.5	<2	<0.5	<2	<0.5	<2	<0.5	<0.5	<0.5	<0.5	<0.5	<1	<0.5	<0.5	<1	<1.5	<1	<0.5	<50	<50	<50	<50
92509560	MW-61_20201203	MW-61	12/03/2020	**30.9**	**3.3**	<0.5	**5.5**	<0.5	<0.5	<1	**31.0**	<1	<0.5	**1.3**	<0.5	<0.5	**0.54**	<2	<0.5	<2	<0.5	<2	<0.5	<0.5	<0.5	**7.9**	<0.5	<1	<0.5	<0.5	<1	**2.27**	**1.4**	**0.87**	<100	<100	<100	<100
92509555	MW-62_20201203	MW-62	12/03/2020	<25	**0.67**	<0.5	**4.8**	<0.5	<0.5	<1	**22.2**	<1	<0.5	**1.2**	<0.5	<0.5	<0.5	<2	<0.5	<2	<0.5	<2	<0.5	<0.5	<0.5	**1.4**	<0.5	<1	<0.5	<0.5	<1	<1.5	<1	<0.5	<100	<100	<100	<100
92514892	MW-62_20210105	MW-62	01/05/2021	**74.5**	<0.5	<0.5	**3.7**	<0.5	<0.5	<1	**16.8**	<1	<0.5	**0.95**	<0.5	<0.5	<0.5	<2	<0.5	<2	<0.5	<2	<0.5	<0.5	<0.5	<0.5	<0.5	<1	<0.5	<0.5	<1	<1.5	<1	<0.5	<100	<100	<100	<100
92521851	MW-62_20210211	MW-62	02/11/2021	**11.9**	<0.5	<0.5	**2.6**	<0.5	<0.5	<1	**9.8**	<1	<0.5	**0.85**	<0.5	<0.5	<0.5	<2	<0.5	<2	<0.5	<2	<0.5	<0.5	<0.5	<0.5	<0.5	<1	<0.5	<0.5	<1	<1.5	<1	<0.5	<100	<100	<100	**125**
92527474	MW-62_20210312	MW-62	03/12/2021	**37.8**	<0.5	<0.5	**2.1**	<0.5	<0.5	<1	**8.7**	<1	<0.5	**0.57**	<0.5	<0.5	<0.5	<2	<0.5	<2	<0.5	<2	<0.5	<0.5	<0.5	<0.5	<0.5	<1	<0.5	<0.5	<1	<1.5	<1	<0.5	<50	<50	<50	<50
92531231	MW-62_20210405	MW-62	04/05/2021	**26**	<0.5	<0.5	<0.5	<0.5	<0.5	<1	**2.3**	<1	<0.5	<0.5	<0.5	<0.5	<0.5	<2	<0.5	<2	<0.5	<2	<0.5	<0.5	<0.5	<0.5	<0.5	<1	<0.5	<0.5	<1	<1.5	<1	<0.5	<50	<50	<50	<50
92536726	MW-62_20210504	MW-62	05/04/2021	**7.9**	<0.5	<0.5	**0.59**	<0.5	<0.5	<1	**2.4**	<1	<0.5	<0.5	<0.5	<0.5	<0.5	<2	<0.5	<2	<0.5	<2	<0.5	<0.5	<0.5	<0.5	<0.5	<1	<0.5	<0.5	<1	<1.5	<1	<0.5	<50	<50	<50	<50
92541991	MW-62_20210602	MW-62	06/02/2021	**7.9**	<0.5	<0.5	**0.43J**	<0.5	<0.5	<1	**2**	<1	<0.5	<0.5	<0.5	<0.5	<0.5	<2	<0.5	<2	<0.5	<2	<0.5	<0.5	<0.5	<0.5	<0.5	<1	<0.5	<0.5	<1	<1.5	<1	<0.5	<50	<50	<50	<50
92548169	MW-62_20210707	MW-62	07/07/2021	**7.6**	<0.5	<0.5	**0.42J**	<0.5	<0.5	<1	**2.0**	<1	<0.5	<0.5	<0.5	<0.5	<0.5	<2	<0.5	<2	<0.5	<2	<0.5	<0.5	<0.5	<0.5	<0.5	<1	<0.5	<0.5	<1	<1.5	<1	<0.5	<50	<50	<50	<50
92553065	MW-62_20210802	MW-62	08/02/2021	**9.8**	<0.5	<0.5	**0.36J**	<0.5	<0.5	<1	**1.6**	<1	<0.5	<0.5	<0.5	<0.5	<0.5	<2	<0.5	<2	<0.5	<2	<0.5	<0.5	<0.5	<0.5	<0.5	<1	<0.5	<0.5	<1	<1.5	<1	<0.5	<50	<50	<50	<50
92558446	MW-62_20210830	MW-62	08/30/2021	<5	<0.5	<0.5	<0.5	<0.5	<0.5	<1	<0.5	<1	<0.5	<0.5	<0.5	<0.5	<0.5	<2	<0.5	<2	<0.5	<2	<0.5	<0.5	<0.5	**0.57**	<0.5	<1	<0.5	<0.5	<1	<1	<1	<0.5	<50	<50	<50	<50
92564678	MW-62_20211004	MW-62	10/04/2021	<5.0	<0.5	<0.5	**0.28J**	<0.5	<0.5	<0.5	**0.91**	<0.6	<0.5	<0.5	<0.5	<0.5	<0.5	<0.6	<0.5	<5	<0.5	<0.5	<0.5	<0.5	<0.5	<0.5	<0.5	<0.5	<0.5	<0.5	<0.5	<1.5	<1	<0.5	<100	<100	<100	NA
92509560	MW-63_20201203	MW-63	12/03/2020	**6.3**	<0.5	<0.5	<0.5	<0.5	<0.5	<1	<0.5	<1	<0.5	<0.5	<0.5	<0.5	<0.5	<2	<0.5	<2	<0.5	<2	<0.5	<0.5	<0.5	<0.5	<0.5	<1	<0.5	<0.5	<1	<1.5	<1	<0.5	<100	<100	<100	<100
92515544	MW-63_20210107	MW-63	01/07/2021	<5	<0.5	<0.5	<0.5	<0.5	<0.5	<1	<0.5	<1	<0.5	<0.5	<0.5	<0.5	<0.5	<2	<0.5	<2	<0.5	<2	<0.5	<0.5	<0.5	<0.5	<0.5	<1	<0.5	<0.5	<1	<1.5	<1	<0.5	<100	<100	<100	<100
92521237	MW-63_20210209	MW-63	02/09/2021	<5	<0.5	<0.5	<0.5	<0.5	<0.5	<1	<0.5	<1	<0.5	<0.5	<0.5	<0.5	<0.5	<2	<0.5	<2	<0.5	<2	<0.5	<0.5	<0.5	<0.5	<0.5	<1	<0.5	<0.5	<1	<1.5	<1	<0.5	<100	<100	<100	<100
92526977	MW-63_20210310	MW-63	03/10/2021	<5	<0.5	<0.5	<0.5	<0.5	<0.5	<1	<0.5	<1	<0.5	<0.5	<0.5	<0.5	<0.5	<2	<0.5	<2	<0.5	<2	<0.5	<0.5	<0.5	<0.5	<0.5	<1	<0.5	<0.5	<1	<1.5	<1	<0.5	<100	<100	<100	<100
92532417	MW-63_20210408	MW-63	04/08/2021	**7.6**	<0.5	<0.5	<0.5	<0.5	<0.5	<1	<0.5	<1	<0.5	<0.5	<0.5	<0.5	<0.5	<2	<0.5	<2	<0.5	<2	<0.5	<0.5	<0.5	<0.5	<0.5	<1	<0.5	<0.5	<1	<1.5	<1	<0.5	<50	<50	<50	<50
92537489	MW-63_20210506	MW-63	05/06/2021	<5	<0.5	<0.5	<0.5	<0.5	<0.5	<1	<0.5	<1	<0.5	<0.5	<0.5	<0.5	<0.5	<2	<0.5	<2	<0.5	<2	<0.5	<0.5	<0.5	<0.5	<0.5	<1	<0.5	<0.5	<1	<1.5	<1	<0.5	<50	<50	<50	<50
92542375	MW-63_20210603	MW-63	06/03/2021	<5	<0.5	<0.5	<0.5	<0.5	<0.5	<1	<0.5	<1	<0.5	<0.5	<0.5	<0.5	<0.5	<2	<0.5	<2	<0.5	<2	<0.5	<0.5	<0.5	<0.5	<0.5	<1	<0.5	<0.5	<1	<1.5	<1	<0.5	<50	<50	<50	<50
92548168	MW-63_20210707	MW-63	07/07/2021	<5	<0.5	<0.5	<0.5	<0.5	<0.5	<1	<0.5	<1	<0.5	<0.5	<0.5	<0.5	<0.5	<2	<0.5	<2	<0.5	<2	<0.5	<0.5	<0.5	<0.5	<0.5	<1	<0.5	<0.5	<1	<1.5	<1	<0.5	<50	<50	<50	<50

Table 5A
Summary of Monitoring Well Sampling Results

Colonial Pipeline Company
2020-L1-SR2448
Huntersville, North Carolina

Lab Report Number	Sample ID	Well ID	Sample Date	Metals (µg/L)	VOCs (µg/L)																														MADEP VPH (µg/L)			
				Lead	Benzene	Bromochloromethane	Bromodichloromethane	n-Butylbenzene	sec-Butylbenzene	Chloroethane	Chloroform	Chloromethane	2-Chlorotoluene	Dibromochloromethane	1,2-Dichloroethane	Diisopropyl ether	Ethylbenzene	Hexachloro-1,3-butadiene	Isopropylbenzene (Cumene)	Methylene Chloride	Methyl-tert-butyl ether	Naphthalene	n-Propylbenzene	Styrene	Tetrachloroethene	Toluene	Trichloroethene	Trichlorofluoromethane	1,2,4-Trimethylbenzene	1,3,5-Trimethylbenzene	Vinyl chloride	Xylene (Total)	m&p-Xylene	o-Xylene	C5 - C8 Aliphatics	C9 - C12 Aliphatics	C9 - C10 Aromatics	VPH (Total)
			NCAC 2L Standards	**15**	**1**	**NE**	**0.6**	**70**	**70**	**3000**	**70**	**3**	**100**	**0.4**	**0.4**	**70**	**600**	**0.4**	**70**	**5**	**20**	**6**	**70**	**70**	**0.7**	**600**	**3**	**2000**	**400**	**400**	**0.03**	**500**	**500**	**500**	**400**	**700**	**200**	**NE**
			IMAC Standards	--	--	--	--	--	--	--	--	--	--	--	--	--	--	--	--	--	--	--	--	--	--	--	--	--	--	--	--	--	--	--	--	--	--	--
92554137	MW-63_20210805	MW-63	08/05/2021	<5	<0.5	<0.5	<0.5	<0.5	<0.5	<1	<0.5	<1	<0.5	<0.5	<0.5	<0.5	<0.5	<2	<0.5	<2	<0.5	<2	<0.5	<0.5	<0.5	<0.5	<0.5	<1	<0.5	<0.5	<1	<1.5	<1	<0.5	<50	<50	<50	<50
92559360	MW-63_20210902	MW-63	09/02/2021	<5	**5.0**	<0.5	<0.5	<0.5	<0.5	<1	<0.5	<1	<0.5	<0.5	<0.5	**2.8**	**2.1**	<2	<0.5	<2	<0.5	<2	<0.5	<0.5	<0.5	**15.8**	<0.5	<1	**0.58**	<0.5	<1	**8.5**	**5.0**	**3.5**	**89.2**	<50	<50	**113**
92561826	MW-63_20210916	MW-63	09/16/2021	<5	**0.35J**	<0.5	<0.5	<0.5	<0.5	<1	<0.5	<1	<0.5	<0.5	<0.5	**3.3**	**0.35J**	<2	<0.5	<2	<0.5	<2	<0.5	<0.5	<0.5	**1.7**	<0.5	<1	<0.5	<0.5	<1	**2.59**	**1.7**	**0.89**	<50	<50	<50	<50
92564084	MW-63_20210929	MW-63	09/29/2021	<5.0	**0.19J**	<0.5	<0.5	<0.5	<0.5	<0.5	**0.24J**	<2	<0.5	<0.5	<0.5	**4.5**	<0.5	<0.6	<0.5	<5	<0.5	<0.5	<0.5	<0.5	<0.5	**0.15J**	<0.5	<0.5	<0.5	<0.5	<0.5	<1.5	<1	<0.5	<100	<100	<100	NA
92515354	MW-64_20210107	MW-64	01/07/2021	**101**	<0.5	<0.5	<0.5	<0.5	<0.5	<1	**1.5**	<1	<0.5	<0.5	<0.5	<0.5	<0.5	<2	<0.5	<2	<0.5	<2	<0.5	<0.5	<0.5	<0.5	<0.5	<1	<0.5	<0.5	<1	<1.5	<1	<0.5	<100	<100	<100	<100
92515354	Dup-1-20210107	MW-64	01/07/2021	**94.8**	<0.5	<0.5	<0.5	<0.5	<0.5	<1	**1.7**	<1	<0.5	<0.5	<0.5	<0.5	<0.5	<2	<0.5	<2	<0.5	<2	<0.5	<0.5	<0.5	<0.5	<0.5	<1	<0.5	<0.5	<1	<1.5	<1	<0.5	<100	<100	<100	<100
92522267	MW-64_20210215	MW-64	02/15/2021	**14.5**	<0.5	<0.5	<0.5	<0.5	<0.5	<1	**0.77**	<1	<0.5	<0.5	<0.5	<0.5	<0.5	<2	<0.5	<2	<0.5	<2	<0.5	<0.5	<0.5	<0.5	<0.5	<1	<0.5	<0.5	<1	<1.5	<1	<0.5	<100	<100	<100	<100
92526262	MW-64_20210308	MW-64	03/08/2021	**12.8**	<0.5	<0.5	<0.5	<0.5	<0.5	<1	**1.2**	<1	<0.5	<0.5	<0.5	<0.5	<0.5	<2	<0.5	<2	<0.5	<2	<0.5	<0.5	<0.5	<0.5	<0.5	<1	<0.5	<0.5	<1	<1.5	<1	<0.5	<100	<100	<100	<100
92531238	MW-64_20210405	MW-64	04/05/2021	<5	<0.5	<0.5	<0.5	<0.5	<0.5	<1	<0.5	<1	<0.5	<0.5	<0.5	<0.5	<0.5	<2	<0.5	<2	<0.5	<2	<0.5	<0.5	<0.5	<0.5	<0.5	<1	<0.5	<0.5	<1	<1.5	<1	<0.5	<50	<50	<50	<50
92536430	MW-64_20210503	MW-64	05/03/2021	<5	<0.5	<0.5	<0.5	<0.5	<0.5	<1	<0.5	<1	<0.5	<0.5	<0.5	<0.5	<0.5	<2	<0.5	<2	<0.5	<2	<0.5	<0.5	<0.5	<0.5	<0.5	<1	<0.5	<0.5	<1	<1.5	<1	<0.5	<50	<50	<50	<50
92541706	MW-64_20210601	MW-64	06/01/2021	<5	<0.5	<0.5	<0.5	<0.5	<0.5	<1	<0.5	<1	<0.5	<0.5	<0.5	<0.5	<0.5	<2	<0.5	<2	<0.5	<2	<0.5	<0.5	<0.5	<0.5	<0.5	<1	<0.5	<0.5	<1	<1.5	<1	<0.5	<50	<50	<50	<50
92547898	MW-64_20210706	MW-64	07/06/2021	**5.8**	<0.5	<0.5	<0.5	<0.5	<0.5	<1	**1.3**	<1	<0.5	<0.5	<0.5	<0.5	<0.5	<2	<0.5	<2	<0.5	<2	<0.5	<0.5	<0.5	<0.5	<0.5	<1	<0.5	<0.5	<1	<1.5	<1	<0.5	<50	<50	<50	<50
92552963	MW-64_20210802	MW-64	08/02/2021	<5	<0.5	<0.5	<0.5	<0.5	<0.5	<1	**0.51**	<1	<0.5	<0.5	<0.5	<0.5	<0.5	<2	<0.5	<2	<0.5	<2	<0.5	<0.5	<0.5	<0.5	<0.5	<1	<0.5	<0.5	<1	<1.5	<1	<0.5	<50	<50	<50	<50
92558448	MW-64_20210830	MW-64	08/30/2021	<5	<0.5	<0.5	<0.5	<0.5	<0.5	<1	<0.5	<1	<0.5	<0.5	<0.5	<0.5	<0.5	<2	<0.5	<2	<0.5	<2	<0.5	<0.5	<0.5	<0.5	<0.5	<1	<0.5	<0.5	<1	<1.5	<1	<0.5	<50	<50	<50	<50
92564680	MW-64_20211004	MW-64	10/04/2021	<5.0	<0.5	<0.5	<0.5	<0.5	<0.5	<0.5	**0.39J**	<0.6	<0.5	<0.5	<0.5	<0.5	<0.5	<0.6	<0.5	<5	<0.5	<0.5	<0.5	<0.5	<0.5	<0.5	<0.5	<0.5	<0.5	<0.5	<0.5	<1.5	<1	<0.5	<100	<100	<100	NA
92569881	MW-64_20211101	MW-64	11/01/2021	<5	<0.5	<0.5	<0.5	<0.5	<0.5	<1	**0.71**	<1	<0.5	<0.5	<0.5	<0.5	<0.5	<2	<0.5	<2	<0.5	<2	<0.5	<0.5	<0.5	<0.5	<0.5	<1	<0.5	<0.5	<1	<1.5	<1	<0.5	<50	<50	<50	<50
92574898	MW-64_20211130	MW-64	11/30/2021	<5	<0.5	<0.5	<0.5	<0.5	<0.5	<1	**1.3**	<1	<0.5	<0.5	<0.5	<0.5	<0.5	<2	<0.5	<2	<0.5	<2	<0.5	<0.5	<0.5	<0.5	<0.5	<1	<0.5	<0.5	<1	<1.5	<1	<0.5	<50	<50	<50	<50
92580643 92580642	MW-64_20220103	MW-64	01/03/2022	**0.64J**	<0.5	<0.5	<0.5	<0.5	<0.5	<1	**0.9**	<1	<0.5	<0.5	<0.5	<0.5	<0.5	<2	<0.5	<2	<0.5	<2	<0.5	<0.5	<0.5	<0.5	<0.5	<1	<0.5	<0.5	<1	<1.5	<1	<0.5	<50	<50	<50	<50
92585314	MW-64_20220131	MW-64	01/31/2022	**6.3**	<0.5	<0.5	<0.5	<0.5	<0.5	<1	**1.2**	<1	<0.5	<0.5	<0.5	<0.5	<0.5	<2	<0.5	<2	<0.5	<2	<0.5	<0.5	<0.5	<0.5	<0.5	<1	<0.5	<0.5	<1	<1.5	<1	<0.5	<50	<50	<50	<50
92590516	MW-64_20220228	MW-64	02/28/2022	**1.5J**	<0.5	<0.5	<0.5	<0.5	<0.5	<1	**1.1**	<1	<0.5	<0.5	<0.5	<0.5	<0.5	<2	<0.5	<2	<0.5	<2	<0.5	<0.5	<0.5	<0.5	<0.5	<1	<0.5	<0.5	<1	<1.5	<1	<0.5	<50	<50	<50	<50
92515354	MW-65_20210107	MW-65	01/07/2021	**264**	<0.5	<0.5	<0.5	<0.5	<0.5	<1	<0.5	<1	<0.5	<0.5	<0.5	<0.5	<0.5	<2	<0.5	<2	<0.5	<2	<0.5	<0.5	<0.5	<0.5	<0.5	<1	<0.5	<0.5	<1	<1.5	<1	<0.5	<100	<100	<100	<100
92522267	MW-65_20210215	MW-65	02/15/2021	<5	<0.5	<0.5	<0.5	<0.5	<0.5	<1	<0.5	<1	<0.5	<0.5	<0.5	<0.5	<0.5	<2	<0.5	<2	<0.5	<2	<0.5	<0.5	<0.5	<0.5	<0.5	<1	<0.5	<0.5	<1	<1.5	<1	<0.5	<100	<100	<100	<100
92526262	MW-65_20210308	MW-65	03/08/2021	**7.2**	<0.5	<0.5	<0.5	<0.5	<0.5	<1	<0.5	<1	<0.5	<0.5	<0.5	<0.5	<0.5	<2	<0.5	<2	<0.5	<2	<0.5	<0.5	<0.5	<0.5	<0.5	<1	<0.5	<0.5	<1	<1.5	<1	<0.5	<100	<100	<100	<100
92531238	MW-65_20210405	MW-65	04/05/2021	<5	<0.5	<0.5	<0.5	<0.5	<0.5	<1	<0.5	<1	<0.5	<0.5	<0.5	<0.5	<0.5	<2	<0.5	<2	<0.5	<2	<0.5	<0.5	<0.5	<0.5	<0.5	<1	<0.5	<0.5	<1	<1.5	<1	<0.5	<50	<50	<50	<50
92536430	MW-65_20210503	MW-65	05/03/2021	<5	<0.5	<0.5	<0.5	<0.5	<0.5	<1	<0.5	<1	<0.5	<0.5	<0.5	<0.5	<0.5	<2	<0.5	<2	<0.5	<2	<0.5	<0.5	<0.5	<0.5	<0.5	<1	<0.5	<0.5	<1	<1.5	<1	<0.5	<50	<50	<50	<50
92541706	MW-65_20210601	MW-65	06/01/2021	<5	<0.5	<0.5	<0.5	<0.5	<0.5	<1	<0.5	<1	<0.5	<0.5	<0.5	<0.5	<0.5	<2	<0.5	<2	<0.5	<2	<0.5	<0.5	<0.5	<0.5	<0.5	<1	<0.5	<0.5	<1	<1.5	<1	<0.5	<50	<50	<50	<50
92547898	MW-65_20210706	MW-65	07/06/2021	**4.6J**	<0.5	<0.5	<0.5	<0.5	<0.5	<1	<0.5	<1	<0.5	<0.5	<0.5	<0.5	<0.5	<2	<0.5	<2	<0.5	<2	<0.5	<0.5	<0.5	<0.5	<0.5	<1	<0.5	<0.5	<1	<1.5	<1	<0.5	<50	<50	<50	<50
92552963	MW-65_20210802	MW-65	08/02/2021	**5.7**	<0.5	<0.5	<0.5	<0.5	<0.5	<1	<0.5	<1	<0.5	<0.5	<0.5	<0.5	<0.5	<2	<0.5	<2	<0.5	<2	<0.5	<0.5	<0.5	<0.5	<0.5	<1	<0.5	<0.5	<1	<1.5	<1	<0.5	<50	<50	<50	<50
92558448	MW-65_20210830	MW-65	08/30/2021	<5	<0.5	<0.5	<0.5	<0.5	<0.5	<1	<0.5	<1	<0.5	<0.5	<0.5	<0.5	<0.5	<2	<0.5	<2	<0.5	<2	<0.5	<0.5	<0.5	<0.5	<0.5	<1	<0.5	<0.5	<1	<1	<1	<0.5	<50	<50	<50	<50
92564680	MW-65_20211004	MW-65	10/04/2021	<5.0	<0.5	<0.5	<0.5	<0.5	<0.5	<0.5	<0.5	<0.6	<0.5	<0.5	<0.5	<0.5	<0.5	<0.6	<0.5	<5	<0.5	<0.5	<0.5	<0.5	<0.5	<0.5	<0.5	<0.5	<0.5	<0.5	<0.5	<1.5	<1	<0.5	<100	<100	<100	NA
92569881	MW-65_20211101	MW-65	11/01/2021	**34.5**	<0.5	<0.5	<0.5	<0.5	<0.5	<1	<0.5	<1	<0.5	<0.5	<0.5	<0.5	<0.5	<2	<0.5	<2	<0.5	<2	<0.5	<0.5	<0.5	<0.5	<0.5	<1	<0.5	<0.5	<1	<1.5	<1	<0.5	<50	<50	<50	<50
92574898	MW-65_20211130	MW-65	11/30/2021	<5	<0.5	<0.5	<0.5	<0.5	<0.5	<1	<0.5	<1	<0.5	<0.5	<0.5	<0.5	<0.5	<2	<0.5	<2	<0.5	<2	<0.5	<0.5	<0.5	<0.5	<0.5	<1	<0.5	<0.5	<1	<1.5	<1	<0.5	<50	<50	<50	<50
92580643 92580642	MW-65_20220103	MW-65	01/03/2022	**0.27J**	<0.5	<0.5	<0.5	<0.5	<0.5	<1	<0.5	<1	<0.5	<0.5	<0.5	<0.5	<0.5	<2	<0.5	<2	<0.5	<2	<0.5	<0.5	<0.5	<0.5	<0.5	<1	<0.5	<0.5	<1	<1.5	<1	<0.5	<50	<50	<50	<50
92585314	MW-65_20220131	MW-65	01/31/2022	<5	<0.5	<0.5	<0.5	<0.5	<0.5	<1	<0.5	<1	<0.5	<0.5	<0.5	<0.5	<0.5	<2	<0.5	<2	<0.5	<2	<0.5	<0.5	<0.5	<0.5	<0.5	<1	<0.5	<0.5	<1	<1.5	<1	<0.5	<50	<50	<50	<50
92590516	MW-65_20220228	MW-65	02/28/2022	**0.85J**	<0.5	<0.5	<0.5	<0.5	<0.5	<1	<0.5	<1	<0.5	<0.5	<0.5	<0.5	<0.5	<2	<0.5	<2	<0.5	<2	<0.5	<0.5	<0.5	<0.5	<0.5	<1	<0.5	<0.5	<1	<1.5	<1	<0.5	<50	<50	<50	<50
92515387	MW-66_20210107	MW-66	01/07/2021	**107**	<0.5	<0.5	**2.8**	<0.5	<0.5	<1	**12**	<1	<0.5	**0.63**	<0.5	<0.5	<0.5	<2	<0.5	<2	<0.5	<2	<0.5	<0.5	<0.5	<0.5	<0.5	<1	<0.5	<0.5	<1	<1.5	<1	<0.5	<100	<100	<100	<100
92522125	MW-66_20210212	MW-66	02/12/2021	<5	<0.5	<0.5	**2.5**	<0.5	<0.5	<1	**8.6**	<1	<0.5	**0.62**	<0.5	<0.5	<0.5	<2	<0.5	<2	<0.5	<2	<0.5	<0.5	<0.5	**3**	<0.5	<1	<0.5	<0.5	<1	**2.49**	**1.6**	**0.89**	**165**	<100	<100	**165**
92526989	MW-66_20210310	MW-66	03/10/2021	**5.9**	<0.5	<0.5	**2.2**	<0.5	<0.5	<1	**8.5**	<1	<0.5	**0.55**	<0.5	<0.5	<0.5	<2	<0.5	<2	<0.5	<2	<0.5	<0.5	<0.5	<0.5	<0.5	<1	<0.5	<0.5	<1	<1.5	<1	<0.5	<100	<100	<100	<100
92531227	MW-66_20210405	MW-66	04/05/2021	<5	<0.5	<0.5	**1.4**	<0.5	<0.5	<1	**5.3**	<1	<0.5	<0.5	<0.5	<0.5	<0.5	<2	<0.5	<2	<0.5	<2	<0.5	<0.5	<0.5	<0.5	<0.5	<1	<0.5	<0.5	<1	<1.5	<1	<0.5	<50	<50	<50	<50
92536738	MW-66_20210504	MW-66	05/04/2021	<5	<0.5	<0.5	**1.0**	<0.5	<0.5	<1	**4.0**	<1	<0.5	<0.5	<0.5	<0.5	<0.5	<2	<0.5	<2	<0.5	<2	<0.5	<0.5	<0.5	<0.5	<0.5	<1	<0.5	<0.5	<1	<1	<1	<0.5	<50	<50	<50	<50
92541705	MW-66_20210601	MW-66	06/01/2021	<5	<0.5	<0.5	**1.1**	<0.5	<0.5	<1	**4.5**	<1	<0.5	<0.5	<0.5	<0.5	<0.5	<2	<0.5	<2	<0.5	<2	<0.5	<0.5	<0.5	<0.5	<0.5	<1	<0.5	<0.5	<1	<1.5	<1	<0.5	<50	<50	<50	<50
92547901	MW-66_20210706	MW-66	07/06/2021	**11.6**	<0.5	<0.5	**1.2**	<0.5	<0.5	<1	**4.7**	<1	<0.5	<0.5	<0.5	<0.5	<0.5	<2	<0.5	<2	<0.5	<2	<0.5	<0.5	<0.5	<0.5	<0.5	<1	<0.5	<0.5	<1	<1.5	<1	<0.5	<50	<50	<50	<50
92552929	MW-66_20210802	MW-66	08/02/2021	<5	<0.5	<0.5	**0.93**	<0.5	<0.5	<1	**3.6**	<1	<0.5	<0.5	<0.5	<0.5	<0.5	<2	<0.5	<2	<0.5	<2	<0.5	<0.5	<0.5	<0.5	<0.5	<1	<0.5	<0.5	<1	<1.5	<1	<0.5	<50	<50	<50	<50
92558450	MW-66_20210830	MW-66	08/30/2021	<5	<0.5	**1.1**	<0.5	<0.5	<0.5	<1	**5.2**	<1	<0.5	<0.5	<0.5	<0.5	<0.5	<2	<0.5	<2	<0.5	<2	<0.5	<0.5	<0.5	<0.5	<0.5	<1	<0.5	<0.5	<1	<1	<1	<0.5	<50	<50	<50	<50
92564679	MW-66_20211004	MW-66	10/04/2021	**5.0J**	<0.5	<0.5	**1.6**	<0.5	<0.5	<0.5	**5.5**	<0.6	<0.5	**0.41J**	<0.5	<0.5	<0.5	<0.6	<0.5	<5	<0.5	<0.5	<0.5	<0.5	<0.5	<0.5	<0.5	<0.5	<0.5	<0.5	<0.5	<1.5	<1	<0.5	<100	<100	<100	NA
92569880	MW-66_20211101	MW-66	11/01/2021	<5	<0.5	<0.5	**1.4**	<0.5	<0.5	<1	**5.7**	<1	<0.5	**0.39J**	<0.5	<0.5	<0.5	<2	<0.5	<2	<0.5	<2	<0.5	<0.5	<0.5	<0.5	<0.5	<1	<0.5	<0.5	<1	<1.5	<1	<0.5	<50	<50	<50	<50
92574894	MW-66_20211130	MW-66	11/30/2021	<5	<0.5	<0.5	**1.8**	<0.5	<0.5	<1	**6.5**	<1	<0.5	**0.44J**	<0.5	<0.5	<0.5	<2	<0.5	<2	<0.5	<2	<0.5	<0.5	<0.5	<0.5	<0.5	<1	<0.5	<0.5	<1	<1.5	<1	<0.5	<50	<50	<50	<50
92580646 92580647	MW-66_20220103	MW-66	01/03/2022	**46.9**	<0.5	<0.5	**1.5**	<0.5	<0.5	<1	**7.4**	<1	<0.5	<0.5	<0.5	<0.5	<0.5	<2	<0.5	<2	<0.5	<2	<0.5	<0.5	<0.5	<0.5	<0.5	<1	<0.5	<0.5	<1	<1.5	<1	<0.5	<50	<50	<50	<50

Table 5A
Summary of Monitoring Well Sampling Results

Colonial Pipeline Company
2020-L1-SR2448
Huntersville, North Carolina

Lab Report Number	Sample ID	Well ID	Sample Date	Metals (µg/L)	VOCs (µg/L)																														MADEP VPH (µg/L)			
				Lead	Benzene	Bromochloromethane	Bromodichloromethane	n-Butylbenzene	sec-Butylbenzene	Chloroethane	Chloroform	Chloromethane	2-Chlorotoluene	Dibromochloromethane	1,2-Dichloroethane	Diisopropyl ether	Ethylbenzene	Hexachloro-1,3-butadiene	Isopropylbenzene (Cumene)	Methylene Chloride	Methyl-tert-butyl ether	Naphthalene	n-Propylbenzene	Styrene	Tetrachloroethene	Toluene	Trichloroethene	Trichlorofluoromethane	1,2,4-Trimethylbenzene	1,3,5-Trimethylbenzene	Vinyl chloride	Xylene (Total)	m&p-Xylene	o-Xylene	C5 - C8 Aliphatics	C9 - C12 Aliphatics	C9 - C10 Aromatics	VPH (Total)
			NCAC 2L Standards	**15**	**1**	**NE**	**0.6**	**70**	**70**	**3000**	**70**	**3**	**100**	**0.4**	**0.4**	**70**	**600**	**0.4**	**70**	**5**	**20**	**6**	**70**	**70**	**0.7**	**600**	**3**	**2000**	**400**	**400**	**0.03**	**500**	**500**	**500**	**400**	**700**	**200**	**NE**
			IMAC Standards	--	--	--	--	--	--	--	--	--	--	--	--	--	--	--	--	--	--	--	--	--	--	--	--	--	--	--	--	--	--	--	--	--	--	--
92585315	MW-66_20220131	MW-66	01/31/2022	**7.1**	<0.5	<0.5	**1.1**	<0.5	<0.5	<1	**4.7**	<1	<0.5	<0.5	<0.5	<0.5	<0.5	<2	<0.5	<2	<0.5	<2	<0.5	<0.5	<0.5	<0.5	<0.5	<1	<0.5	<0.5	<1	<1.5	<1	<0.5	<50	<50	<50	<50
92590512	MW-66_20220228	MW-66	02/28/2022	**19.7J**	<0.5	<0.5	**1.1**	<0.5	<0.5	<1	**4.3**	<1	<0.5	<0.5	<0.5	<0.5	<0.5	<2	<0.5	<2	<0.5	<2	<0.5	<0.5	<0.5	<0.5	<0.5	<1	<0.5	<0.5	<1	<1.5	<1	<0.5	<50	<50	<50	<50
92515387	MW- 67_20210107	MW-67	01/07/2021	**23.2**	<0.5	<0.5	<0.5	<0.5	<0.5	<1	**1.5**	<1	<0.5	<0.5	<0.5	<0.5	<0.5	<2	<0.5	<2	<0.5	<2	<0.5	<0.5	<0.5	**106**	<0.5	<1	<0.5	<0.5	<1	<1.5	<1	<0.5	**116**	<100	<100	**116**
92522125	MW-67_20210212	MW-67	02/12/2021	<5	<0.5	<0.5	<0.5	<0.5	<0.5	<1	<0.5	<1	<0.5	<0.5	<0.5	<0.5	<0.5	<2	<0.5	<2	<0.5	<2	<0.5	<0.5	<0.5	**8.2**	<0.5	<1	<0.5	<0.5	<1	**1.99**	**1.4**	**0.59**	<100	<100	<100	<100
92526617	MW-67_20210309	MW-67	03/09/2021	<5	<0.5	<0.5	<0.5	<0.5	<0.5	<1	<0.5	<1	<0.5	<0.5	<0.5	<0.5	<0.5	<2	<0.5	<2	<0.5	<2	<0.5	<0.5	<0.5	**4.8**	<0.5	<1	<0.5	<0.5	<1	<1.5	<1	<0.5	<100	<100	<100	<100
92526617	DUP-1-20210309	MW-67	03/09/2021	<5	<0.5	<0.5	<0.5	<0.5	<0.5	<1	<0.5	<1	<0.5	<0.5	<0.5	<0.5	<0.5	<2	<0.5	<2	<0.5	<2	<0.5	<0.5	<0.5	**4.1**	<0.5	<1	<0.5	<0.5	<1	<1.5	<1	<0.5	<100	<100	<100	<100
92531227	MW-67_20210405	MW-67	04/05/2021	<5	<0.5	<0.5	<0.5	<0.5	<0.5	<1	<0.5	<1	<0.5	<0.5	<0.5	<0.5	<0.5	<2	<0.5	<2	<0.5	<2	<0.5	<0.5	<0.5	**3.1**	<0.5	<1	<0.5	<0.5	<1	<1.5	<1	<0.5	<50	<50	<50	<50
92536429	MW-67_20210503	MW-67	05/03/2021	<5	<0.5	<0.5	<0.5	<0.5	<0.5	<1	<0.5	<1	<0.5	<0.5	<0.5	<0.5	<0.5	<2	<0.5	<2	<0.5	<2	<0.5	<0.5	<0.5	**0.75**	<0.5	<1	<0.5	<0.5	<1	<1.5	<1	<0.5	<50	<50	<50	<50
92541705	MW-67_20210601	MW-67	06/01/2021	<5	<0.5	<0.5	<0.5	<0.5	<0.5	<1	<0.5	<1	<0.5	<0.5	<0.5	<0.5	<0.5	<2	<0.5	<2	<0.5	<2	<0.5	<0.5	<0.5	**2.4**	<0.5	<1	<0.5	<0.5	<1	<1.5	<1	<0.5	<50	<50	<50	<50
92547901	MW-67_20210706	MW-67	07/06/2021	**5.9**	<0.5	<0.5	<0.5	<0.5	<0.5	<1	<0.5	<1	<0.5	<0.5	<0.5	<0.5	<0.5	<2	<0.5	<2	<0.5	<2	<0.5	<0.5	<0.5	<0.5	<0.5	<1	<0.5	<0.5	<1	<1.5	<1	<0.5	<50	<50	<50	<50
92552929	MW-67_20210802	MW-67	08/02/2021	<5	<0.5	<0.5	<0.5	<0.5	<0.5	<1	<0.5	<1	<0.5	<0.5	<0.5	<0.5	<0.5	<2	<0.5	<2	<0.5	<2	<0.5	<0.5	<0.5	<0.5	<0.5	<1	<0.5	<0.5	<1	<1.5	<1	<0.5	<50	<50	<50	<50
92552929	DUP-1 20210802	MW-67	08/02/2021	<5	<0.5	<0.5	<0.5	<0.5	<0.5	<1	<0.5	<1	<0.5	<0.5	<0.5	<0.5	<0.5	<2	<0.5	<2	<0.5	<2	<0.5	<0.5	<0.5	<0.5	<0.5	<1	<0.5	<0.5	<1	<1.5	<1	<0.5	<50	<50	<50	<50
92558450	MW-67_20210830	MW-67	08/30/2021	<5	<0.5	<0.5	<0.5	<0.5	<0.5	<1	<0.5	<1	<0.5	<0.5	<0.5	<0.5	<0.5	<2	<0.5	<2	<0.5	<2	<0.5	<0.5	<0.5	<0.5	<0.5	<1	<0.5	<0.5	<1	<1	<1	<0.5	<50	<50	<50	<50
92558450	DUP-1-20210830	MW-67	08/30/2021	<5	<0.5	<0.5	<0.5	<0.5	<0.5	<1	<0.5	<1	<0.5	<0.5	<0.5	<0.5	<0.5	<2	<0.5	<2	<0.5	<2	<0.5	<0.5	<0.5	<0.5	<0.5	<1	<0.5	<0.5	<1	<1	<1	<0.5	<50	<50	<50	<50
92564679	MW-67_20211004	MW-67	10/04/2021	<5.0	<0.5	<0.5	<0.5	<0.5	<0.5	<0.5	<0.5	<0.6	<0.5	<0.5	<0.5	<0.5	<0.5	<0.6	<0.5	<5	<0.5	<0.5	<0.5	<0.5	<0.5	<0.5	<0.5	<0.5	<0.5	<0.5	<0.5	<1.5	<1	<0.5	<100	<100	<100	NA
92564679	DUP-1-20211004	MW-67	10/04/2021	<5.0	<0.5	<0.5	<0.5	<0.5	<0.5	<0.5	<0.5	<0.6	<0.5	<0.5	<0.5	<0.5	<0.5	<0.6	<0.5	<5	<0.5	<0.5	<0.5	<0.5	<0.5	<0.5	<0.5	<0.5	<0.5	<0.5	<0.5	<1.5	<1	<0.5	<100	<100	<100	NA
92569880	MW-67_20211101	MW-67	11/01/2021	<5	<0.5	<0.5	<0.5	<0.5	<0.5	<1	<0.5	<1	<0.5	<0.5	<0.5	<0.5	<0.5	<2	<0.5	<2	<0.5	<2	<0.5	<0.5	<0.5	<0.5	<0.5	<1	<0.5	<0.5	<1	<1.5	<1	<0.5	<50	<50	<50	<50
92569880	DUP-2-20211101	MW-67	11/01/2021	<5	<0.5	<0.5	<0.5	<0.5	<0.5	<1	<0.5	<1	<0.5	<0.5	<0.5	<0.5	<0.5	<2	<0.5	<2	<0.5	<2	<0.5	<0.5	<0.5	<0.5	<0.5	<1	<0.5	<0.5	<1	<1.5	<1	<0.5	<50	<50	<50	<50
92574894	MW-67_20211130	MW-67	11/30/2021	<5	<0.5	<0.5	<0.5	<0.5	<0.5	<1	<0.5	<1	<0.5	<0.5	<0.5	<0.5	<0.5	<2	<0.5	<2	<0.5	<2	<0.5	<0.5	<0.5	<0.5	<0.5	<1	<0.5	<0.5	<1	<1.5	<1	<0.5	<50	<50	<50	<50
92580646 92580647	MW-67_20220103	MW-67	01/03/2022	**0.72J**	<0.5	<0.5	<0.5	<0.5	<0.5	<1	<0.5	<1	<0.5	<0.5	<0.5	<0.5	<0.5	<2	<0.5	<2	<0.5	<2	<0.5	<0.5	<0.5	<0.5	<0.5	<1	<0.5	<0.5	<1	<1.5	<1	<0.5	<50	<50	<50	<50
92585315	MW-67_20220131	MW-67	01/31/2022	<5	<0.5	<0.5	<0.5	<0.5	<0.5	<1	<0.5	<1	<0.5	<0.5	<0.5	<0.5	<0.5	<2	<0.5	<2	<0.5	<2	<0.5	<0.5	<0.5	<0.5	<0.5	<1	<0.5	<0.5	<1	<1.5	<1	<0.5	<50	<50	<50	<50
92590512	MW-67_20220228	MW-67	02/28/2022	**0.6J**	<0.5	<0.5	<0.5	<0.5	<0.5	<1	<0.5	<1	<0.5	<0.5	<0.5	<0.5	<0.5	<2	<0.5	<2	<0.5	<2	<0.5	<0.5	<0.5	<0.5	<0.5	<1	<0.5	<0.5	<1	<1.5	<1	<0.5	<50	<50	<50	<50
92515387	MW- 68_20210107	MW-68	01/07/2021	**99.2**	<0.5	<0.5	<0.5	<0.5	<0.5	<1	<0.5	<1	<0.5	<0.5	<0.5	<0.5	<0.5	<2	<0.5	<2	<0.5	<2	<0.5	<0.5	<0.5	<0.5	<0.5	<1	<0.5	<0.5	<1	<1.5	<1	<0.5	<100	<100	<100	<100
92522266	MW-68_20210215	MW-68	02/15/2021	**15.5**	<0.5	<0.5	<0.5	<0.5	<0.5	<1	<0.5	<1	<0.5	<0.5	<0.5	<0.5	<0.5	<2	<0.5	<2	<0.5	<2	<0.5	<0.5	<0.5	<0.5	<0.5	<1	<0.5	<0.5	<1	<1.5	<1	<0.5	<100	<100	<100	<100
92526617	MW-68_20210309	MW-68	03/09/2021	**5.9**	<0.5	<0.5	<0.5	<0.5	<0.5	<1	<0.5	<1	<0.5	<0.5	<0.5	<0.5	<0.5	<2	<0.5	<2	<0.5	<2	<0.5	<0.5	<0.5	<0.5	<0.5	<1	<0.5	<0.5	<1	<1.5	<1	<0.5	<100	<100	<100	<100
92531227	MW-68_20210405	MW-68	04/05/2021	**6.6**	<0.5	<0.5	<0.5	<0.5	<0.5	<1	<0.5	<1	<0.5	<0.5	<0.5	<0.5	<0.5	<2	<0.5	<2	<0.5	<2	<0.5	<0.5	<0.5	<0.5	<0.5	<1	<0.5	<0.5	<1	<1.5	<1	<0.5	<50	<50	<50	<50
92536738	MW-68_20210504	MW-68	05/04/2021	<5	<0.5	<0.5	<0.5	<0.5	<0.5	<1	<0.5	<1	<0.5	<0.5	<0.5	<0.5	<0.5	<2	<0.5	<2	<0.5	<2	<0.5	<0.5	<0.5	<0.5	<0.5	<1	<0.5	<0.5	<1	<1.5	<1	<0.5	<50	<50	<50	<50
92541705	MW-68_20210601	MW-68	06/01/2021	<5	<0.5	<0.5	<0.5	<0.5	<0.5	<1	<0.5	<1	<0.5	<0.5	<0.5	<0.5	<0.5	<2	<0.5	<2	<0.5	<2	<0.5	<0.5	<0.5	<0.5	<0.5	<1	<0.5	<0.5	<1	<1.5	<1	<0.5	<50	<50	<50	<50
92547901	MW-68_20210706	MW-68	07/06/2021	<5	<0.5	<0.5	<0.5	<0.5	<0.5	<1	<0.5	<1	<0.5	<0.5	<0.5	<0.5	<0.5	<2	<0.5	<2	<0.5	<2	<0.5	<0.5	<0.5	<0.5	<0.5	<1	<0.5	<0.5	<1	<1.5	<1	<0.5	<50	<50	<50	<50
92552929	MW-68_20210802	MW-68	08/02/2021	**5.2**	<0.5	<0.5	<0.5	<0.5	<0.5	<1	<0.5	<1	<0.5	<0.5	<0.5	<0.5	<0.5	<2	<0.5	<2	<0.5	<2	<0.5	<0.5	<0.5	<0.5	<0.5	<1	<0.5	<0.5	<1	<1.5	<1	<0.5	<50	<50	<50	<50
92558450	MW-68_20210830	MW-68	08/30/2021	**16.7**	<0.5	<0.5	<0.5	<0.5	<0.5	<1	<0.5	<1	<0.5	<0.5	<0.5	<0.5	<0.5	<2	<0.5	<2	<0.5	<2	<0.5	<0.5	<0.5	<0.5	<0.5	<1	<0.5	<0.5	<1	<1	<1	<0.5	<50	<50	<50	<50
92564679	MW-68_20211004	MW-68	10/04/2021	**5.9**	<0.5	<0.5	<0.5	<0.5	<0.5	<0.5	<0.5	<0.6	<0.5	<0.5	<0.5	<0.5	<0.5	<0.6	<0.5	<5	<0.5	<0.5	<0.5	<0.5	<0.5	<0.5	<0.5	<0.5	<0.5	<0.5	<0.5	<1.5	<1	<0.5	<100	<100	<100	NA
92569880	MW-68_20211101	MW-68	11/01/2021	<5	<0.5	<0.5	<0.5	<0.5	<0.5	<1	<0.5	<1	<0.5	<0.5	<0.5	<0.5	<0.5	<2	<0.5	<2	<0.5	<2	<0.5	<0.5	<0.5	<0.5	<0.5	<1	<0.5	<0.5	<1	<1.5	<1	<0.5	<50	<50	<50	<50
92574894	MW-68_20211130	MW-68	11/30/2021	**7.2**	<0.5	<0.5	<0.5	<0.5	<0.5	<1	<0.5	<1	<0.5	<0.5	<0.5	<0.5	<0.5	<2	<0.5	<2	<0.5	<2	<0.5	<0.5	<0.5	<0.5	<0.5	<1	<0.5	<0.5	<1	<1.5	<1	<0.5	<50	<50	<50	<50
92580646 92580647	MW-68_20220103	MW-68	01/03/2022	**5.5**	<0.5	<0.5	<0.5	<0.5	<0.5	<1	<0.5	<1	<0.5	<0.5	<0.5	<0.5	<0.5	<2	<0.5	<2	<0.5	<2	<0.5	<0.5	<0.5	<0.5	<0.5	<1	<0.5	<0.5	<1	<1.5	<1	<0.5	<50	<50	<50	<50
92585315	MW-68_20220131	MW-68	01/31/2022	<5	<0.5	<0.5	<0.5	<0.5	<0.5	<1	<0.5	<1	<0.5	<0.5	<0.5	<0.5	<0.5	<2	<0.5	<2	<0.5	<2	<0.5	<0.5	<0.5	<0.5	<0.5	<1	<0.5	<0.5	<1	<1.5	<1	<0.5	<50	<50	<50	<50
92590512	MW-68_20220228	MW-68	02/28/2022	**0.55J**	<0.5	<0.5	<0.5	<0.5	<0.5	<1	<0.5	<1	<0.5	<0.5	<0.5	<0.5	<0.5	<2	<0.5	<2	<0.5	<2	<0.5	<0.5	<0.5	<0.5	<0.5	<1	<0.5	<0.5	<1	<1.5	<1	<0.5	<50	<50	<50	<50
92515214	MW-69_20210106	MW-69	01/06/2021	**123**	<0.5	<0.5	**0.55**	<0.5	<0.5	<1	**4.6**	<1	<0.5	<0.5	<0.5	<0.5	<0.5	<2	<0.5	<2	<0.5	<2	<0.5	<0.5	<0.5	<0.5	<0.5	<1	<0.5	<0.5	<1	<1.5	<1	<0.5	<100	<100	<100	<100
92521555	MW-69_20210210	MW-69	02/10/2021	**40.3**	<0.5	<0.5	<0.5	<0.5	<0.5	<1	**2.8**	<1	<0.5	<0.5	<0.5	<0.5	<0.5	<2	<0.5	<2	<0.5	<2	<0.5	<0.5	<0.5	<0.5	<0.5	<1	<0.5	<0.5	<1	<1.5	<1	<0.5	<100	<100	<100	<100
92527327	MW-69_20210311	MW-69	03/11/2021	<5	<0.5	<0.5	**0.99**	<0.5	<0.5	<1	**5.4**	<1	<0.5	<0.5	<0.5	<0.5	<0.5	<2	<0.5	<2	<0.5	<2	<0.5	<0.5	<0.5	<0.5	<0.5	<1	<0.5	<0.5	<1	<1.5	<1	<0.5	<50	<50	<50	<50
92532417	MW-69_20210408	MW-69	04/08/2021	**9.1**	<0.5	<0.5	**1.1**	<0.5	<0.5	<1	**5.5**	<1	<0.5	<0.5	<0.5	**0.64**	<0.5	<2	<0.5	<2	<0.5	<2	<0.5	<0.5	<0.5	<0.5	<0.5	<1	<0.5	<0.5	<1	<1.5	<1	<0.5	<50	<50	<50	<50
92537784	MW-69_20210507	MW-69	05/07/2021	<5	<0.5	<0.5	**3.4**	<0.5	<0.5	<1	**18.7**	<1	<0.5	**0.77**	<0.5	**1.0**	<0.5	<2	<0.5	<2	<0.5	<2	<0.5	<0.5	<0.5	<0.5	<0.5	<1	<0.5	<0.5	<1	<1.5	<1	<0.5	<50	<50	<50	<50
92542611	MW-69_20210604	MW-69	06/04/2021	<5	<0.5	<0.5	**3.9**	<0.5	<0.5	<1	**20.2**	<1	<0.5	**0.88**	<0.5	**0.41J**	<0.5	<2	<0.5	<2	<0.5	<2	<0.5	<0.5	<0.5	<0.5	<0.5	<1	<0.5	<0.5	<1	<1.5	<1	<0.5	<50	<50	<50	<50
92548527	MW-69_20210708	MW-69	07/08/2021	<5	<0.5	<0.5	**2.7**	<0.5	<0.5	<1	**14.7**	<1	<0.5	**0.66**	<0.5	<0.5	<0.5	<2	<0.5	<2	<0.5	<2	<0.5	<0.5	<0.5	<0.5	<0.5	<1	<0.5	<0.5	<1	<1.5	<1	<0.5	<50	<50	<50	<50
92553563	MW-69_20210804	MW-69	08/04/2021	<5	<0.5	<0.5	**2.9**	<0.5	<0.5	<1	**15.4**	<1	<0.5	**0.72**	<0.5	<0.5	<0.5	<2	<0.5	<2	<0.5	<2	<0.5	<0.5	<0.5	<0.5	<0.5	<1	<0.5	<0.5	<1	<1.5	<1	<0.5	<50	<50	<50	<50
92559014	MW-69_20210901	MW-69	09/01/2021	<5	<0.5	<0.5	**2.1**	<0.5	<0.5	<1	**10.9**	<1	<0.5	**0.54**	<0.5	<0.5	<0.5	<2	<0.5	<2	<0.5	<2	<0.5	<0.5	<0.5	<0.5	<0.5	<1	<0.5	<0.5	<1	<1.5	<1	<0.5	<50	<50	<50	<50
92564336	MW-69_20210929	MW-69	09/29/2021	<5.0	<0.5	<0.5	**2.2**	<0.5	<0.5	<0.5	**14**	<0.6	<0.5	**0.40J**	<0.5	<0.5	<0.5	<0.6	<0.5	<5	<0.5	<0.5	<0.5	<0.5	<0.5	<0.5	<0.5	<0.5	<0.5	<0.5	<0.5	<1.5	<1	<0.5	<100	<100	<100	NA
92570483	MW-69_20211103	MW-69	11/03/2021	**5.3**	<0.5	<0.5	**1.3**	<0.5	<0.5	<1	**8.4**	<1	<0.5	<0.5	<0.5	<0.5	<0.5	<2	<0.5	<2	<0.5	<2	<0.5	<0.5	<0.5	<0.5	<0.5	<1	<0.5	<0.5	<1	<1.5	<1	<0.5	<50	<50	<50	<50
92575654	MW-69_20211202	MW-69	12/02/2021	<5	<0.5	<0.5	**1.6**	<0.5	<0.5	<1	**7.8**	<1	<0.5	**0.40J**	<0.5	<0.5	<0.5	<2	<0.5	<2	<0.5	<2	<0.5	<0.5	<0.5	<0.5	<0.5	<1	<0.5	<0.5	<1	<1.5	<1	<0.5	<50	<50	<50	<50

Table 5A
Summary of Monitoring Well Sampling Results

Colonial Pipeline Company
2020-L1-SR2448
Huntersville, North Carolina

Lab Report Number	Sample ID	Well ID	Sample Date	Metals (µg/L)	VOCs (µg/L)																														MADEP VPH (µg/L)			
				Lead	Benzene	Bromochloromethane	Bromodichloromethane	n-Butylbenzene	sec-Butylbenzene	Chloroethane	Chloroform	Chloromethane	2-Chlorotoluene	Dibromochloromethane	1,2-Dichloroethane	Diisopropyl ether	Ethylbenzene	Hexachloro-1,3-butadiene	Isopropylbenzene (Cumene)	Methylene Chloride	Methyl-tert-butyl ether	Naphthalene	n-Propylbenzene	Styrene	Tetrachloroethene	Toluene	Trichloroethene	Trichlorofluoromethane	1,2,4-Trimethylbenzene	1,3,5-Trimethylbenzene	Vinyl chloride	Xylene (Total)	m&p-Xylene	o-Xylene	C5 - C8 Aliphatics	C9 - C12 Aliphatics	C9 - C10 Aromatics	VPH (Total)
			NCAC 2L Standards	**15**	**1**	**NE**	**0.6**	**70**	**70**	**3000**	**70**	**3**	**100**	**0.4**	**0.4**	**70**	**600**	**0.4**	**70**	**5**	**20**	**6**	**70**	**70**	**0.7**	**600**	**3**	**2000**	**400**	**400**	**0.03**	**500**	**500**	**500**	**400**	**700**	**200**	**NE**
			IMAC Standards	--	--	--	--	--	--	--	--	--	--	--	--	--	--	--	--	--	--	--	--	--	--	--	--	--	--	--	--	--	--	--	--	--	--	--
92583376	MW-69_20220106	MW-69	01/06/2022	**1.6J**	<0.5	<0.5	**1.0**	<0.5	<0.5	<1	**5.0**	<1	<0.5	<0.5	<0.5	<0.5	<0.5	<2	<0.5	<2	<0.5	<2	<0.5	<0.5	<0.5	<0.5	<0.5	<1	<0.5	<0.5	<1	<1.5	<1	<0.5	<50	<50	<50	<50
92586178	MW-69_20220203	MW-69	02/03/2022	**31**	<0.5	<0.5	**0.73**	<0.5	<0.5	<1	**4.1**	<1	<0.5	<0.5	<0.5	<0.5	<0.5	<2	<0.5	<2	<0.5	<2	<0.5	<0.5	<0.5	<0.5	<0.5	<1	<0.5	<0.5	<1	<1.5	<1	<0.5	<50	<50	<50	<50
92591327	MW-69_20220303	MW-69	03/03/2022	**28.9**	<0.5	<0.5	**0.40J**	<0.5	<0.5	<1	**2.7**	<1	<0.5	<0.5	<0.5	<0.5	<0.5	<2	<0.5	<2	<0.5	<2	<0.5	<0.5	<0.5	<0.5	<0.5	<1	<0.5	<0.5	<1	<1.5	<1	<0.5	<50	<50	<50	<50
92515354	MW-70_20210107	MW-70	01/07/2021	**155**	<0.5	<0.5	<0.5	<0.5	<0.5	<1	**1.4**	<1	<0.5	<0.5	<0.5	<0.5	<0.5	<2	<0.5	<2	<0.5	<2	<0.5	<0.5	<0.5	<0.5	<0.5	<1	<0.5	<0.5	<1	<1.5	<1	<0.5	<100	<100	<100	<100
92522267	MW-70_20210215	MW-70	02/15/2021	**24.5**	<0.5	<0.5	<0.5	<0.5	<0.5	<1	<0.5	<1	<0.5	<0.5	<0.5	<0.5	<0.5	<2	<0.5	<2	<0.5	<2	<0.5	<0.5	<0.5	<0.5	<0.5	<1	<0.5	<0.5	<1	<1.5	<1	<0.5	<100	<100	<100	<100
92526262	MW-70_20210308	MW-70	03/08/2021	**9.8**	<0.5	<0.5	<0.5	<0.5	<0.5	<1	**1.9**	<1	<0.5	<0.5	<0.5	<0.5	<0.5	<2	<0.5	<2	<0.5	<2	<0.5	<0.5	<0.5	<0.5	<0.5	<1	<0.5	<0.5	<1	<1.5	<1	<0.5	<100	<100	<100	<100
92531238	MW-70_20210405	MW-70	04/05/2021	<5	<0.5	<0.5	<0.5	<0.5	<0.5	<1	**1.5**	<1	<0.5	<0.5	<0.5	<0.5	<0.5	<2	<0.5	<2	<0.5	<2	<0.5	<0.5	<0.5	<0.5	<0.5	<1	<0.5	<0.5	<1	<1.5	<1	<0.5	<50	<50	<50	<50
92536731	MW-70_20210504	MW-70	05/04/2021	<5	<0.5	<0.5	**0.40J**	<0.5	<0.5	<1	**1.7**	<1	<0.5	<0.5	<0.5	<0.5	<0.5	<2	<0.5	<2	<0.5	<2	<0.5	<0.5	<0.5	<0.5	<0.5	<1	<0.5	<0.5	<1	<1.5	<1	<0.5	<50	<50	<50	<50
92541706	MW-70_20210601	MW-70	06/01/2021	<5	<0.5	<0.5	<0.5	<0.5	<0.5	<1	**0.85**	<1	<0.5	<0.5	<0.5	<0.5	<0.5	<2	<0.5	<2	<0.5	<2	<0.5	<0.5	<0.5	<0.5	<0.5	<1	<0.5	<0.5	<1	<1.5	<1	<0.5	<50	<50	<50	<50
92547898	MW-70_20210706	MW-70	07/06/2021	<5	<0.5	<0.5	<0.5	<0.5	<0.5	**0.46J**	<0.5	<1	<0.5	<0.5	<0.5	<0.5	<0.5	<2	<0.5	<2	<0.5	<2	<0.5	<0.5	<0.5	<0.5	<0.5	<1	<0.5	<0.5	<1	<1.5	<1	<0.5	<50	<50	<50	<50
92552963	MW-70_20210802	MW-70	08/02/2021	**9.9**	<0.5	<0.5	<0.5	<0.5	<0.5	<1	<0.5	<1	<0.5	<0.5	<0.5	<0.5	<0.5	<2	<0.5	<2	<0.5	<2	<0.5	<0.5	<0.5	<0.5	<0.5	<1	<0.5	<0.5	<1	<1.5	<1	<0.5	<50	<50	<50	<50
92558448	MW-70_20210830	MW-70	08/30/2021	<5	<0.5	<0.5	<0.5	<0.5	<0.5	<1	**0.42J**	<1	<0.5	<0.5	<0.5	<0.5	<0.5	<2	<0.5	<2	<0.5	<2	<0.5	<0.5	<0.5	<0.5	<0.5	<1	<0.5	<0.5	<1	<1	<1	<0.5	<50	<50	<50	<50
92564680	MW-70_20211004	MW-70	10/04/2021	<5.0	<0.5	<0.5	<0.5	<0.5	<0.5	<0.5	**0.28J**	<0.6	<0.5	<0.5	<0.5	<0.5	<0.5	<0.6	<0.5	<5	<0.5	<0.5	<0.5	<0.5	<0.5	<0.5	<0.5	<0.5	<0.5	<0.5	<0.5	<1.5	<1	<0.5	<100	<100	<100	NA
92569881	MW-70_20211101	MW-70	11/01/2021	**4.9J**	<0.5	<0.5	<0.5	<0.5	<0.5	<1	<0.5	<1	<0.5	<0.5	<0.5	<0.5	<0.5	<2	<0.5	<2	<0.5	<2	<0.5	<0.5	<0.5	<0.5	<0.5	<1	<0.5	<0.5	<1	<1.5	<1	<0.5	<50	<50	<50	<50
92569881	DUP-1-20211101	MW-70	11/01/2021	<5	<0.5	<0.5	<0.5	<0.5	<0.5	<1	<0.5	<1	<0.5	<0.5	<0.5	<0.5	<0.5	<2	<0.5	<2	<0.5	<2	<0.5	<0.5	<0.5	<0.5	<0.5	<1	<0.5	<0.5	<1	<1.5	<1	<0.5	<50	<50	<50	<50
92574898	MW-70_20211130	MW-70	11/30/2021	<5	<0.5	<0.5	<0.5	<0.5	<0.5	<1	<0.5	<1	<0.5	<0.5	<0.5	<0.5	<0.5	<2	<0.5	<2	<0.5	<2	<0.5	<0.5	<0.5	<0.5	<0.5	<1	<0.5	<0.5	<1	<1.5	<1	<0.5	<50	<50	<50	<50
92580643 92580642	MW-70_20220103	MW-70	01/03/2022	**0.77J**	<0.5	<0.5	<0.5	<0.5	<0.5	<1	<0.5	<1	<0.5	<0.5	<0.5	<0.5	<0.5	<2	<0.5	<2	<0.5	<2	<0.5	<0.5	<0.5	<0.5	<0.5	<1	<0.5	<0.5	<1	<1.5	<1	<0.5	<50	<50	<50	<50
92585314	MW-70_20220131	MW-70	01/31/2022	<5	<0.5	<0.5	<0.5	<0.5	<0.5	<1	<0.5	<1	<0.5	<0.5	<0.5	<0.5	<0.5	<2	<0.5	<2	<0.5	<2	<0.5	<0.5	<0.5	<0.5	<0.5	<1	<0.5	<0.5	<1	<1.5	<1	<0.5	<50	<50	<50	<50
92590516	MW-70_20220228	MW-70	02/28/2022	**0.49J**	<0.5	<0.5	<0.5	<0.5	<0.5	<1	<0.5	<1	<0.5	<0.5	<0.5	<0.5	<0.5	<2	<0.5	<2	<0.5	<2	<0.5	<0.5	<0.5	<0.5	<0.5	<1	<0.5	<0.5	<1	<1.5	<1	<0.5	<50	<50	<50	<50
92521555	MW-71_20210210	MW-71	02/10/2021	**22.6**	<0.5	<0.5	**1.3**	<0.5	<0.5	<1	**10.6**	<1	<0.5	<0.5	<0.5	<0.5	<0.5	<2	<0.5	<2	<0.5	<2	<0.5	<0.5	<0.5	**0.66**	<0.5	<1	<0.5	<0.5	<1	<1.5	<1	<0.5	<100	<100	<100	<100
92527327	MW-71_20210311	MW-71	03/11/2021	<5	<0.5	<0.5	**2.1**	<0.5	<0.5	<1	**11.6**	<1	<0.5	**0.54**	<0.5	<0.5	<0.5	<2	<0.5	<2	<0.5	<2	<0.5	<0.5	<0.5	<0.5	<0.5	<1	<0.5	<0.5	<1	<1.5	<1	<0.5	<50	<50	<50	<50
92532417	MW-71_20210408	MW-71	04/08/2021	**94.2**	<0.5	<0.5	<0.5	<0.5	<0.5	<1	**2.8**	<1	<0.5	<0.5	<0.5	<0.5	<0.5	<2	<0.5	<2	<0.5	<2	<0.5	<0.5	<0.5	<0.5	<0.5	<1	<0.5	<0.5	<1	<1.5	<1	<0.5	<50	<50	<50	<50
92537784	MW-71_20210507	MW-71	05/07/2021	**64.1**	**16.7**	<0.5	**0.73**	<0.5	<0.5	<1	**4.4**	<1	<0.5	<0.5	<0.5	**3.5**	**3.3**	<2	<0.5	<2	<0.5	<2	<0.5	<0.5	<0.5	**54.2**	<0.5	<1	**1.1**	<0.5	<1	**18.7**	**11.4**	**7.3**	**329**	**57.7**	<50	**387**
92542611	MW-71_20210604	MW-71	06/04/2021	<5	**133**	<2	<2	<2	<2	<4	**5.2**	<4	<2	<2	<2	**17.6**	**24.9**	<8	<2	<8	<2	**3.6J**	<2	<2	<2	**408**	<2	<4	**5.7**	<2	<4	**116.3**	**65.9**	**50.4**	**3,030**	**411**	<50	**3,450**
92548527	MW-71_20210708	MW-71	07/08/2021	**12.2**	**248**	<2	<2	<2	<2	<4	**3.7**	<4	<2	<2	<2	**30.1**	**22.4**	<8	<2	<8	<2	**5.9J**	<2	<2	<2	**480**	<2	<4	**20.6**	**6.3**	<4	**291**	**173**	**118**	**3,760**	**668**	<100	**4,510**
92554137	MW-71_20210805	MW-71	08/05/2021	**15.8**	**153**	<2	<2	<2	<2	<4	**3.4**	<4	<2	<2	<2	**36.8**	**22.6**	<8	<2	<8	<2	**10.5J**	<2	<2	<2	**746**	<2	<4	**35.1**	<2	<4	**464**	**270**	**194**	**4,980**	**945**	**132**	**6,060**
92559360	MW-71_20210902	MW-71	09/02/2021	<5	**71.4**	<0.5	**0.64**	<0.5	<0.5	<1	**4.5**	<1	<0.5	<0.5	<0.5	**21.4**	<0.5	<2	<0.5	<2	**0.49J**	**2.8J**	<0.5	<0.5	<0.5	**33.6**	<0.5	<1	**2.7**	<0.5	<1	**89.4**	**26.6**	**62.8**	**650**	**197**	<50	**871**
92564084	MW-71_20210929	MW-71	09/29/2021	**4.8J**	**19**	<0.5	**0.75**	<0.5	<0.5	<0.5	**3.8**	<2	<0.5	<0.5	<0.5	**12**	**0.31J**	<0.6	<0.5	<5	**0.31J**	**0.29J**	<0.5	<0.5	<0.5	**18**	<0.5	<0.5	**0.84**	**0.47J**	<0.5	**28**	**11**	**17**	**150**	<100	<100	NA
92570483	MW-71_20211103	MW-71	11/03/2021	<5	**5.6**	<0.5	**0.32J**	<0.5	<0.5	<1	**2.7**	<1	<0.5	<0.5	<0.5	**7.5**	<0.5	<2	<0.5	<2	<0.5	<2	<0.5	<0.5	<0.5	**3.2**	<0.5	<1	<0.5	<0.5	<1	**6.7**	**3.8**	**2.9**	<50	<50	<50	**61.2**
92575654	MW-71_20211202	MW-71	12/02/2021	<5	**0.95**	<0.5	**0.7**	<0.5	<0.5	<1	**4.1**	<1	<0.5	<0.5	<0.5	**5.2**	<0.5	<2	<0.5	<2	<0.5	<2	<0.5	<0.5	<0.5	**1.0**	<0.5	<1	<0.5	<0.5	<1	**0.42J**	<1	**0.42J**	<50	<50	<50	<50
92583376	MW-71_20220106	MW-71	01/06/2022	**3.8J**	<0.5	<0.5	**0.66**	<0.5	<0.5	<1	**4.2**	<1	<0.5	<0.5	<0.5	**2.6**	<0.5	<2	<0.5	<2	<0.5	<2	<0.5	<0.5	<0.5	<0.5	<0.5	<1	<0.5	<0.5	<1	<1.5	<1	<0.5	<50	<50	<50	<50
92586178	MW-71_20220203	MW-71	02/03/2022	**13.9**	<0.5	<0.5	<0.5	<0.5	<0.5	<1	**4.5**	<1	<0.5	<0.5	<0.5	**2.6**	<0.5	<2	<0.5	<2	<0.5	<2	<0.5	<0.5	<0.5	<0.5	<0.5	<1	<0.5	<0.5	<1	<1.5	<1	<0.5	<50	<50	<50	<50
92591327	MW-71_20220303	MW-71	03/03/2022	**5.9**	<0.5	<0.5	**0.77**	<0.5	<0.5	<1	**4.4**	<1	<0.5	<0.5	<0.5	**1.5**	<0.5	<2	<0.5	<2	<0.5	<2	<0.5	<0.5	<0.5	<0.5	<0.5	<1	<0.5	<0.5	<1	<1.5	<1	<0.5	<50	<50	<50	<50
92591327	DUP-1-20220303	MW-71	03/03/2022	**7.6**	<0.5	<0.5	**0.76**	<0.5	<0.5	<1	**4.7**	<1	<0.5	<0.5	<0.5	**1.8**	<0.5	<2	<0.5	<2	<0.5	<2	<0.5	<0.5	<0.5	<0.5	<0.5	<1	<0.5	<0.5	<1	<1.5	<1	<0.5	<50	<50	<50	<50
92521237	MW-72_20210209	MW-72	02/09/2021	**8.4**	<0.5	<0.5	<0.5	<0.5	<0.5	<1	<0.5	<1	<0.5	<0.5	<0.5	<0.5	<0.5	<2	<0.5	<2	<0.5	<2	<0.5	<0.5	<0.5	<0.5	<0.5	<1	<0.5	<0.5	<1	<1.5	<1	<0.5	<100	<100	<100	<100
92526977	MW-72_20210310	MW-72	03/10/2021	**9.0**	**4.2**	<0.5	<0.5	<0.5	<0.5	<1	<0.5	<1	<0.5	<0.5	<0.5	<0.5	**3.7**	<2	<0.5	<2	<0.5	<2	<0.5	<0.5	<0.5	**27.9**	<0.5	<1	**1.9**	<0.5	<1	**20.1**	**14.2**	**5.9**	**110**	<100	<100	**166**
92530256	MW-72_20210407	MW-72	04/07/2021	<5	**54.8**	<0.5	<0.5	<0.5	<0.5	<1	**0.53**	<1	<0.5	<0.5	<0.5	**5.9**	**5.0**	<2	<0.5	<2	<0.5	<2	<0.5	<0.5	<0.5	**111**	<0.5	<1	**4.1**	<0.5	<1	**46.0**	**30.9**	**15.1**	**1,070**	**138**	<50	**1,197**
92521851	MW-73_20210211	MW-73	02/11/2021	**14.9**	<0.5	<0.5	<0.5	<0.5	<0.5	<1	<0.5	<1	<0.5	<0.5	<0.5	<0.5	<0.5	<2	<0.5	<2	<0.5	<2	<0.5	<0.5	<0.5	**17.7**	<0.5	<1	<0.5	<0.5	<1	<1.5	<1	<0.5	**192**	<100	<100	**262**
92527336	MW-73_20210311	MW-73	03/11/2021	<5	<0.5	<0.5	<0.5	<0.5	<0.5	<1	<0.5	<1	<0.5	<0.5	<0.5	<0.5	<0.5	<2	<0.5	<2	<0.5	<2	<0.5	<0.5	<0.5	<0.5	<0.5	<1	<0.5	<0.5	<1	<1.5	<1	<0.5	<50	<50	<50	<50
92531231	MW-73_20210405	MW-73	04/05/2021	**8.5**	<0.5	<0.5	<0.5	<0.5	<0.5	<1	<0.5	<1	<0.5	<0.5	<0.5	<0.5	<0.5	<2	<0.5	<2	<0.5	<2	<0.5	<0.5	<0.5	**1.6**	<0.5	<1	<0.5	<0.5	<1	<1.5	<1	<0.5	<50	<50	<50	<50
92536726	MW-73_20210504	MW-73	05/04/2021	**14.6**	<0.5	<0.5	<0.5	<0.5	<0.5	<1	<0.5	<1	<0.5	<0.5	<0.5	<0.5	<0.5	<2	<0.5	<2	<0.5	<2	<0.5	<0.5	<0.5	**0.7**	<0.5	<1	<0.5	<0.5	<1	<1.5	<1	<0.5	<50	<50	<50	<50
92541991	MW-73_20210602	MW-73	06/02/2021	**24.2**	<0.5	<0.5	<0.5	<0.5	<0.5	<1	<0.5	<1	<0.5	<0.5	<0.5	<0.5	<0.5	<2	<0.5	<2	<0.5	<2	<0.5	<0.5	<0.5	<0.5	<0.5	<1	<0.5	<0.5	<1	<1.5	<1	<0.5	<50	<50	<50	<50
92548518	MW-73_20210708	MW-73	07/08/2021	<5	<0.5	<0.5	<0.5	<0.5	<0.5	<1	<0.5	<1	<0.5	<0.5	<0.5	<0.5	<0.5	<2	<0.5	<2	<0.5	<2	<0.5	<0.5	<0.5	<0.5	<0.5	<1	<0.5	<0.5	<1	<1.5	<1	<0.5	<50	<50	<50	<50
92553065	MW-73_20210802	MW-73	08/02/2021	**5.5**	<0.5	<0.5	<0.5	<0.5	<0.5	<1	<0.5	<1	<0.5	<0.5	<0.5	<0.5	<0.5	<2	<0.5	<2	<0.5	<2	<0.5	<0.5	<0.5	<0.5	<0.5	<1	<0.5	<0.5	<1	<1.5	<1	<0.5	<50	<50	<50	<50
92558446	MW-73_20210830	MW-73	08/30/2021	**6.6**	<0.5	<0.5	<0.5	<0.5	<0.5	<1	<0.5	<1	<0.5	<0.5	<0.5	<0.5	<0.5	<2	<0.5	<2	<0.5	<2	<0.5	<0.5	<0.5	<0.5	<0.5	<1	<0.5	<0.5	<1	<1	<1	<0.5	<50	<50	<50	<50
92564770	MW-73_20211005	MW-73	10/05/2021	<5.0	<0.5	<0.5	<0.5	<0.5	<0.5	<0.5	<0.5	<0.6	<0.5	<0.5	<0.5	<0.5	<0.5	<0.6	<0.5	<5	<0.5	<0.5	<0.5	<0.5	<0.5	<0.5	<0.5	<0.5	<0.5	<0.5	<0.5	<1.5	<1	<0.5	<100	<100	<100	NA
92569882	MW-73_20211101	MW-73	11/01/2021	**16.4**	<0.5	<0.5	<0.5	<0.5	<0.5	<1	<0.5	<1	<0.5	<0.5	<0.5	<0.5	<0.5	<2	<0.5	<2	<0.5	<2	<0.5	<0.5	<0.5	<0.5	<0.5	<1	<0.5	<0.5	<1	<1.5	<1	<0.5	<50	<50	<50	<50
92575208	MW-73_20211201	MW-73	12/01/2021	<5	<0.5	<0.5	<0.5	<0.5	<0.5	<1	<0.5	<1	<0.5	<0.5	<0.5	<0.5	<0.5	<2	<0.5	<2	<0.5	<2	<0.5	<0.5	<0.5	<0.5	<0.5	<1	<0.5	<0.5	<1	<1.5	<1	<0.5	<50	<50	<50	<50
92581834 92581854	MW-73_20220110	MW-73	01/10/2022	**0.87J**	<0.5	<0.5	<0.5	<0.5	<0.5	<1	<0.5	<1	<0.5	<0.5	<0.5	<0.5	<0.5	<2	<0.5	<2	<0.5	<2	<0.5	<0.5	<0.5	<0.5	<0.5	<1	<0.5	<0.5	<1	<1.5	<1	<0.5	<50	<50	<50	<50

Table 5A
Summary of Monitoring Well Sampling Results

Colonial Pipeline Company
2020-L1-SR2448
Huntersville, North Carolina

Lab Report Number	Sample ID	Well ID	Sample Date	Metals (µg/L)	VOCs (µg/L)																														MADEP VPH (µg/L)			
				Lead	Benzene	Bromochloromethane	Bromodichloromethane	n-Butylbenzene	sec-Butylbenzene	Chloroethane	Chloroform	Chloromethane	2-Chlorotoluene	Dibromochloromethane	1,2-Dichloroethane	Diisopropyl ether	Ethylbenzene	Hexachloro-1,3-butadiene	Isopropylbenzene (Cumene)	Methylene Chloride	Methyl-tert-butyl ether	Naphthalene	n-Propylbenzene	Styrene	Tetrachloroethene	Toluene	Trichloroethene	Trichlorofluoromethane	1,2,4-Trimethylbenzene	1,3,5-Trimethylbenzene	Vinyl chloride	Xylene (Total)	m&p-Xylene	o-Xylene	C5 - C8 Aliphatics	C9 - C12 Aliphatics	C9 - C10 Aromatics	VPH (Total)
			NCAC 2L Standards	**15**	**1**	**NE**	**0.6**	**70**	**70**	**3000**	**70**	**3**	**100**	**0.4**	**0.4**	**70**	**600**	**0.4**	**70**	**5**	**20**	**6**	**70**	**70**	**0.7**	**600**	**3**	**2000**	**400**	**400**	**0.03**	**500**	**500**	**500**	**400**	**700**	**200**	**NE**
			IMAC Standards	--	--	--	--	--	--	--	--	--	--	--	--	--	--	--	--	--	--	--	--	--	--	--	--	--	--	--	--	--	--	--	--	--	--	--
92585560	MW-73_20220201	MW-73	02/01/2022	**55.5**	<0.5	<0.5	<0.5	<0.5	<0.5	<1	<0.5	<1	<0.5	<0.5	<0.5	<0.5	<0.5	<2	<0.5	<2	<0.5	<2	<0.5	<0.5	<0.5	<0.5	<0.5	<1	<0.5	<0.5	<1	<1.5	<1	<0.5	<50	<50	<50	<50
92591324	MW-73_20220303	MW-73	03/03/2022	**64.9**	<0.5	<0.5	<0.5	<0.5	<0.5	<1	<0.5	<1	<0.5	<0.5	<0.5	<0.5	<0.5	<2	<0.5	<2	<0.5	<2	<0.5	<0.5	<0.5	<0.5	<0.5	<1	<0.5	<0.5	<1	<1.5	<1	<0.5	<50	<50	<50	<50
92522267	MW-74_20210215	MW-74	02/15/2021	<5	<0.5	<0.5	<0.5	<0.5	<0.5	<1	<0.5	<1	<0.5	<0.5	<0.5	<0.5	<0.5	<2	<0.5	<2	<0.5	<2	<0.5	<0.5	<0.5	<0.5	<0.5	<1	<0.5	<0.5	<1	<1.5	<1	<0.5	<100	<100	<100	<100
92526262	MW-74_20210308	MW-74	03/08/2021	<5	<0.5	<0.5	<0.5	<0.5	<0.5	<1	<0.5	<1	<0.5	<0.5	<0.5	<0.5	<0.5	<2	<0.5	<2	<0.5	<2	<0.5	<0.5	<0.5	<0.5	<0.5	<1	<0.5	<0.5	<1	<1.5	<1	<0.5	<100	<100	<100	<100
92531238	MW-74_20210405	MW-74	04/05/2021	**7.7**	<0.5	<0.5	<0.5	<0.5	<0.5	<1	<0.5	<1	<0.5	<0.5	<0.5	<0.5	<0.5	<2	<0.5	<2	<0.5	<2	<0.5	<0.5	<0.5	<0.5	<0.5	<1	<0.5	<0.5	<1	<1.5	<1	<0.5	<50	<50	<50	<50
92536430	MW-74_20210503	MW-74	05/03/2021	**6.6**	<0.5	<0.5	<0.5	<0.5	<0.5	<1	<0.5	<1	<0.5	<0.5	<0.5	<0.5	<0.5	<2	<0.5	<2	<0.5	<2	<0.5	<0.5	<0.5	<0.5	<0.5	<1	<0.5	<0.5	<1	<1.5	<1	<0.5	<50	<50	<50	<50
92541706	MW-74_20210601	MW-74	06/01/2021	<5	<0.5	<0.5	<0.5	<0.5	<0.5	<1	<0.5	<1	<0.5	<0.5	<0.5	<0.5	<0.5	<2	<0.5	<2	<0.5	<2	<0.5	<0.5	<0.5	<0.5	<0.5	<1	<0.5	<0.5	<1	<1.5	<1	<0.5	<50	<50	<50	<50
92547898	MW-74_20210706	MW-74	07/06/2021	**5.9**	<0.5	<0.5	<0.5	<0.5	<0.5	<1	<0.5	<1	<0.5	<0.5	<0.5	<0.5	<0.5	<2	<0.5	<2	<0.5	<2	<0.5	<0.5	<0.5	<0.5	<0.5	<1	<0.5	<0.5	<1	<1.5	<1	<0.5	<50	<50	<50	<50
92552963	MW-74_20210802	MW-74	08/02/2021	**16.8**	<0.5	<0.5	<0.5	<0.5	<0.5	<1	<0.5	<1	<0.5	<0.5	<0.5	<0.5	<0.5	<2	<0.5	<2	<0.5	<2	<0.5	<0.5	<0.5	<0.5	<0.5	<1	<0.5	<0.5	<1	<1.5	<1	<0.5	<50	<50	<50	<50
92558448	MW-74_20210830	MW-74	08/30/2021	<5	<0.5	<0.5	<0.5	<0.5	<0.5	<1	<0.5	<1	<0.5	<0.5	<0.5	<0.5	<0.5	<2	<0.5	<2	<0.5	<2	<0.5	<0.5	<0.5	<0.5	<0.5	<1	<0.5	<0.5	<1	<1	<1	<0.5	<50	<50	<50	<50
92564680	MW-74_20211004	MW-74	10/04/2021	**5.0J**	<0.5	<0.5	<0.5	<0.5	<0.5	<0.5	<0.5	<0.6	<0.5	<0.5	<0.5	<0.5	<0.5	<0.6	<0.5	<5	<0.5	<0.5	<0.5	<0.5	<0.5	<0.5	<0.5	<0.5	<0.5	<0.5	<0.5	<1.5	<1	<0.5	<100	<100	<100	NA
92569881	MW-74_20211101	MW-74	11/01/2021	<5	<0.5	<0.5	<0.5	<0.5	<0.5	<1	<0.5	<1	<0.5	<0.5	<0.5	<0.5	<0.5	<2	<0.5	<2	<0.5	<2	<0.5	<0.5	<0.5	<0.5	<0.5	<1	<0.5	<0.5	<1	<1.5	<1	<0.5	<50	<50	<50	<50
92574898	MW-74_20211130	MW-74	11/30/2021	<5	<0.5	<0.5	<0.5	<0.5	<0.5	<1	<0.5	<1	<0.5	<0.5	<0.5	<0.5	<0.5	<2	<0.5	<2	<0.5	<2	<0.5	<0.5	<0.5	<0.5	<0.5	<1	<0.5	<0.5	<1	<1.5	<1	<0.5	<50	<50	<50	<50
92580643 92580642	MW-74_20220103	MW-74	01/03/2022	**11.8**	<0.5	<0.5	<0.5	<0.5	<0.5	<1	<0.5	<1	<0.5	<0.5	<0.5	<0.5	<0.5	<2	<0.5	<2	<0.5	<2	<0.5	<0.5	<0.5	<0.5	<0.5	<1	<0.5	<0.5	<1	<1.5	<1	<0.5	<50	<50	<50	<50
92585314	MW-74_20220131	MW-74	01/31/2022	**6.0**	<0.5	<0.5	<0.5	<0.5	<0.5	<1	<0.5	<1	<0.5	<0.5	<0.5	<0.5	<0.5	<2	<0.5	<2	<0.5	<2	<0.5	<0.5	<0.5	<0.5	<0.5	<1	<0.5	<0.5	<1	<1.5	<1	<0.5	<50	<50	<50	<50
92590516	MW-74_20220228	MW-74	02/28/2022	**6.2**	<0.5	<0.5	<0.5	<0.5	<0.5	<1	<0.5	<1	<0.5	<0.5	<0.5	<0.5	<0.5	<2	<0.5	<2	<0.5	<2	<0.5	<0.5	<0.5	<0.5	<0.5	<1	<0.5	<0.5	<1	<1.5	<1	<0.5	<50	<50	<50	<50
92522267	MW-75_20210215	MW-75	02/15/2021	**31.8**	<0.5	<0.5	<0.5	<0.5	<0.5	<1	<0.5	<1	<0.5	<0.5	<0.5	<0.5	<0.5	<2	<0.5	<2	<0.5	<2	<0.5	<0.5	<0.5	<0.5	<0.5	<1	<0.5	<0.5	<1	<1.5	<1	<0.5	<100	<100	<100	<100
92526262	MW-75_20210308	MW-75	03/08/2021	**16.3**	<0.5	<0.5	<0.5	<0.5	<0.5	<1	<0.5	<1	<0.5	<0.5	<0.5	<0.5	<0.5	<2	<0.5	<2	<0.5	<2	<0.5	<0.5	<0.5	<0.5	<0.5	<1	<0.5	<0.5	<1	<1.5	<1	<0.5	<100	<100	<100	<100
92531238	MW-75_20210405	MW-75	04/05/2021	<5	<0.5	<0.5	<0.5	<0.5	<0.5	<1	<0.5	<1	<0.5	<0.5	<0.5	<0.5	<0.5	<2	<0.5	<2	<0.5	<2	<0.5	<0.5	<0.5	<0.5	<0.5	<1	<0.5	<0.5	<1	<1.5	<1	<0.5	<50	<50	<50	<50
92536430	MW-75_20210503	MW-75	05/03/2021	<5	<0.5	<0.5	<0.5	<0.5	<0.5	<1	<0.5	<1	<0.5	<0.5	<0.5	<0.5	<0.5	<2	<0.5	<2	<0.5	<2	<0.5	<0.5	<0.5	<0.5	<0.5	<1	<0.5	<0.5	<1	<1.5	<1	<0.5	<50	<50	<50	<50
92541706	MW-75_20210601	MW-75	06/01/2021	<5	<0.5	<0.5	<0.5	<0.5	<0.5	<1	<0.5	<1	<0.5	<0.5	<0.5	<0.5	<0.5	<2	<0.5	<2	<0.5	<2	<0.5	<0.5	<0.5	<0.5	<0.5	<1	<0.5	<0.5	<1	<1.5	<1	<0.5	<50	<50	<50	<50
92547898	MW-75_20210706	MW-75	07/06/2021	**5.0**	<0.5	<0.5	<0.5	<0.5	<0.5	<1	<0.5	<1	<0.5	<0.5	<0.5	<0.5	<0.5	<2	<0.5	<2	<0.5	<2	<0.5	<0.5	<0.5	<0.5	<0.5	<1	<0.5	<0.5	<1	<1.5	<1	<0.5	<50	<50	<50	<50
92552963	MW-75_20210802	MW-75	08/02/2021	**7.9**	<0.5	<0.5	<0.5	<0.5	<0.5	<1	<0.5	<1	<0.5	<0.5	<0.5	<0.5	<0.5	<2	<0.5	<2	<0.5	<2	<0.5	<0.5	<0.5	<0.5	<0.5	<1	<0.5	<0.5	<1	<1.5	<1	<0.5	<50	<50	<50	<50
92558448	MW-75_20210830	MW-75	08/30/2021	<5	<0.5	<0.5	<0.5	<0.5	<0.5	<1	<0.5	<1	<0.5	<0.5	<0.5	<0.5	<0.5	<2	<0.5	<2	<0.5	<2	<0.5	<0.5	<0.5	<0.5	<0.5	<1	<0.5	<0.5	<1	<1	<1	<0.5	<50	<50	<50	<50
92564680	MW-75_20211004	MW-75	10/04/2021	**4.7J**	<0.5	<0.5	<0.5	<0.5	<0.5	<0.5	<0.5	<0.6	<0.5	<0.5	<0.5	<0.5	<0.5	<0.6	<0.5	<5	<0.5	<0.5	<0.5	<0.5	<0.5	<0.5	<0.5	<0.5	<0.5	<0.5	<0.5	<1.5	<1	<0.5	<100	<100	<100	NA
92569881	MW-75_20211101	MW-75	11/01/2021	<5	<0.5	<0.5	<0.5	<0.5	<0.5	<1	<0.5	<1	<0.5	<0.5	<0.5	<0.5	<0.5	<2	<0.5	<2	<0.5	<2	<0.5	<0.5	<0.5	<0.5	<0.5	<1	<0.5	<0.5	<1	<1.5	<1	<0.5	<50	<50	<50	<50
92574898	MW-75_20211130	MW-75	11/30/2021	**16.5**	<0.5	<0.5	<0.5	<0.5	<0.5	<1	<0.5	<1	<0.5	<0.5	<0.5	<0.5	<0.5	<2	<0.5	<2	<0.5	<2	<0.5	<0.5	<0.5	<0.5	<0.5	<1	<0.5	<0.5	<1	<1.5	<1	<0.5	<50	<50	<50	<50
92580643 92580642	MW-75_20220103	MW-75	01/03/2022	**10.7**	<0.5	<0.5	<0.5	<0.5	<0.5	<1	<0.5	<1	<0.5	<0.5	<0.5	<0.5	<0.5	<2	<0.5	<2	<0.5	<2	<0.5	<0.5	<0.5	<0.5	<0.5	<1	<0.5	<0.5	<1	<1.5	<1	<0.5	<50	<50	<50	<50
92585314	MW-75_20220131	MW-75	01/31/2022	**49.8**	<0.5	<0.5	<0.5	<0.5	<0.5	<1	<0.5	<1	<0.5	<0.5	<0.5	<0.5	<0.5	<2	<0.5	<2	<0.5	<2	<0.5	<0.5	<0.5	<0.5	<0.5	<1	<0.5	<0.5	<1	<1.5	<1	<0.5	<50	<50	<50	<50
92590516	MW-75_20220228	MW-75	02/28/2022	**16.9J**	<0.5	<0.5	<0.5	<0.5	<0.5	<1	<0.5	<1	<0.5	<0.5	<0.5	<0.5	<0.5	<2	<0.5	<2	<0.5	<2	<0.5	<0.5	<0.5	<0.5	<0.5	<1	<0.5	<0.5	<1	<1.5	<1	<0.5	<50	<50	<50	<50
92522265	MW-76_20210215	MW-76	02/15/2021	**10.4**	<0.5	<0.5	<0.5	<0.5	<0.5	<1	<0.5	<1	<0.5	<0.5	<0.5	<0.5	<0.5	<2	<0.5	<2	<0.5	<2	<0.5	<0.5	<0.5	<0.5	<0.5	<1	<0.5	<0.5	<1	<1.5	<1	<0.5	<100	<100	<100	<100
92527474	MW-76_20210312	MW-76	03/12/2021	**8.9**	<0.5	<0.5	<0.5	<0.5	<0.5	<1	<0.5	<1	<0.5	<0.5	<0.5	<0.5	<0.5	<2	<0.5	<2	<0.5	<2	<0.5	<0.5	<0.5	<0.5	<0.5	<1	<0.5	<0.5	<1	<1.5	<1	<0.5	<50	<50	<50	<50
92527474	DUP-1-20210312	MW-76	03/12/2021	**15.6**	<0.5	<0.5	<0.5	<0.5	<0.5	<1	<0.5	<1	<0.5	<0.5	<0.5	<0.5	<0.5	<2	<0.5	<2	<0.5	<2	<0.5	<0.5	<0.5	<0.5	<0.5	<1	<0.5	<0.5	<1	<1.5	<1	<0.5	<50	<50	<50	<50
92531580	MW-76_20210406	MW-76	04/06/2021	<5	<0.5	<0.5	<0.5	<0.5	<0.5	<1	<0.5	<1	<0.5	<0.5	<0.5	<0.5	<0.5	<2	<0.5	<2	<0.5	<2	<0.5	<0.5	<0.5	<0.5	<0.5	<1	<0.5	<0.5	<1	<1.5	<1	<0.5	<50	<50	<50	<50
92536726	MW-76_20210504	MW-76	05/04/2021	<5	<0.5	<0.5	<0.5	<0.5	<0.5	<1	<0.5	<1	<0.5	<0.5	<0.5	<0.5	<0.5	<2	<0.5	<2	<0.5	<2	<0.5	<0.5	<0.5	<0.5	<0.5	<1	<0.5	<0.5	<1	<1.5	<1	<0.5	<50	<50	<50	<50
92536726	DUP-1-20210504	MW-76	05/04/2021	<5	<0.5	<0.5	<0.5	<0.5	<0.5	<1	<0.5	<1	<0.5	<0.5	<0.5	<0.5	<0.5	<2	<0.5	<2	<0.5	<2	<0.5	<0.5	<0.5	<0.5	<0.5	<1	<0.5	<0.5	<1	<1.5	<1	<0.5	<50	<50	<50	<50
92541991	MW-76_20210602	MW-76	06/02/2021	**4.9J**	<0.5	<0.5	<0.5	<0.5	<0.5	<1	<0.5	<1	<0.5	<0.5	<0.5	<0.5	<0.5	<2	<0.5	<2	<0.5	<2	<0.5	<0.5	<0.5	**0.96**	<0.5	<1	<0.5	<0.5	<1	<1.5	<1	<0.5	<50	<50	<50	<50
92547899	MW-76_20210706	MW-76	07/06/2021	<5	<0.5	<0.5	<0.5	<0.5	<0.5	<1	<0.5	<1	<0.5	<0.5	<0.5	<0.5	<0.5	<2	<0.5	<2	<0.5	<2	<0.5	<0.5	<0.5	<0.5	<0.5	<1	<0.5	<0.5	<1	<1.5	<1	<0.5	<50	<50	<50	<50
92547899	DUP-2-20210706	MW-76	07/06/2021	<5	<0.5	<0.5	<0.5	<0.5	<0.5	<1	<0.5	<1	<0.5	<0.5	<0.5	<0.5	<0.5	<2	<0.5	<2	<0.5	<2	<0.5	<0.5	<0.5	<0.5	<0.5	<1	<0.5	<0.5	<1	<1.5	<1	<0.5	<50	<50	<50	<50
92553185	MW-76_20210803	MW-76	08/03/2021	**16.3**	<0.5	<0.5	<0.5	<0.5	<0.5	<1	<0.5	<1	<0.5	<0.5	<0.5	<0.5	<0.5	<2	<0.5	<2	<0.5	<2	<0.5	<0.5	<0.5	<0.5	<0.5	<1	<0.5	<0.5	<1	<1.5	<1	<0.5	<50	<50	<50	<50
92553185	DUP-2-20210803	MW-76	08/03/2021	**16.1**	<0.5	<0.5	<0.5	<0.5	<0.5	<1	<0.5	<1	<0.5	<0.5	<0.5	<0.5	<0.5	<2	<0.5	<2	<0.5	<2	<0.5	<0.5	<0.5	<0.5	<0.5	<1	<0.5	<0.5	<1	<1.5	<1	<0.5	<50	<50	<50	<50
92558739	MW-76_20210831	MW-76	08/31/2021	<5	<0.5	<0.5	<0.5	<0.5	<0.5	<1	<0.5	<1	<0.5	<0.5	<0.5	<0.5	<0.5	<2	<0.5	<2	<0.5	<2	<0.5	<0.5	<0.5	<0.5	<0.5	<1	<0.5	<0.5	<1	<1.5	<1	<0.5	<50	<50	<50	<50
92564327	MW-76_20210930	MW-76	09/30/2021	<5.0	<0.5	<0.5	<0.5	<0.5	<0.5	<0.5	<0.5	<0.6	<0.5	<0.5	<0.5	<0.5	<0.5	<0.6	<0.5	<5	<0.5	<0.5	<0.5	<0.5	<0.5	<0.5	<0.5	<0.5	<0.5	<0.5	<0.5	<1.5	<1	<0.5	<100	<100	<100	NA
92569882	MW-76_20211101	MW-76	11/01/2021	<5	<0.5	<0.5	<0.5	<0.5	<0.5	<1	<0.5	<1	<0.5	<0.5	<0.5	<0.5	<0.5	<2	<0.5	<2	<0.5	<2	<0.5	<0.5	<0.5	<0.5	<0.5	<1	<0.5	<0.5	<1	<1.5	<1	<0.5	<50	<50	<50	<50
92575208	MW-76_20211201	MW-76	12/01/2021	<5	<0.5	<0.5	<0.5	<0.5	<0.5	<1	<0.5	<1	<0.5	<0.5	<0.5	<0.5	<0.5	<2	<0.5	<2	<0.5	<2	<0.5	<0.5	<0.5	<0.5	<0.5	<1	<0.5	<0.5	<1	<1.5	<1	<0.5	<50	<50	<50	<50
92580901 92580902	MW-76_20220104	MW-76	01/04/2022	**5.1**	<0.5	<0.5	<0.5	<0.5	<0.5	<1	<0.5	<1	<0.5	<0.5	<0.5	<0.5	<0.5	<2	<0.5	<2	<0.5	<2	<0.5	<0.5	<0.5	<0.5	<0.5	<1	<0.5	<0.5	<1	<1.5	<1	<0.5	<50	<50	<50	<50
92585560	MW-76_20220201	MW-76	02/01/2022	<5	<0.5	<0.5	<0.5	<0.5	<0.5	<1	<0.5	<1	<0.5	<0.5	<0.5	<0.5	<0.5	**1.9J**	<0.5	<2	<0.5	<2	<0.5	<0.5	<0.5	<0.5	<0.5	<1	<0.5	<0.5	<1	<1.5	<1	<0.5	<50	<50	<50	<50
92591052	MW-76_20220302	MW-76	03/02/2022	**7.4**	<0.5	<0.5	<0.5	<0.5	<0.5	<1	<0.5	<1	<0.5	<0.5	<0.5	<0.5	<0.5	<2	<0.5	<2	<0.5	<2	<0.5	<0.5	<0.5	<0.5	<0.5	<1	<0.5	<0.5	<1	<1.5	<1	<0.5	<50	<50	<50	<50

Table 5A
Summary of Monitoring Well Sampling Results

Colonial Pipeline Company
2020-L1-SR2448
Huntersville, North Carolina

Lab Report Number	Sample ID	Well ID	Sample Date	Metals (µg/L)	VOCs (µg/L)																														MADEP VPH (µg/L)			
				Lead	Benzene	Bromochloromethane	Bromodichloromethane	n-Butylbenzene	sec-Butylbenzene	Chloroethane	Chloroform	Chloromethane	2-Chlorotoluene	Dibromochloromethane	1,2-Dichloroethane	Diisopropyl ether	Ethylbenzene	Hexachloro-1,3-butadiene	Isopropylbenzene (Cumene)	Methylene Chloride	Methyl-tert-butyl ether	Naphthalene	n-Propylbenzene	Styrene	Tetrachloroethene	Toluene	Trichloroethene	Trichlorofluoromethane	1,2,4-Trimethylbenzene	1,3,5-Trimethylbenzene	Vinyl chloride	Xylene (Total)	m&p-Xylene	o-Xylene	C5 - C8 Aliphatics	C9 - C12 Aliphatics	C9 - C10 Aromatics	VPH (Total)
			NCAC 2L Standards	**15**	**1**	**NE**	**0.6**	**70**	**70**	**3000**	**70**	**3**	**100**	**0.4**	**0.4**	**70**	**600**	**0.4**	**70**	**5**	**20**	**6**	**70**	**70**	**0.7**	**600**	**3**	**2000**	**400**	**400**	**0.03**	**500**	**500**	**500**	**400**	**700**	**200**	**NE**
			IMAC Standards	--	--	--	--	--	--	--	--	--	--	--	--	--	--	--	--	--	--	--	--	--	--	--	--	--	--	--	--	--	--	--	--	--	--	--
92526257	MW-77_20210308	MW-77	03/08/2021	**5.7**	<0.5	<0.5	<0.5	<0.5	<0.5	<1	<0.5	<1	<0.5	<0.5	<0.5	<0.5	<0.5	<2	<0.5	<2	<0.5	<2	<0.5	<0.5	<0.5	<0.5	<0.5	<1	<0.5	<0.5	<1	<1.5	<1	<0.5	<100	<100	<100	<100
92526257	DUP-1-20210308	MW-77	03/08/2021	<5	<0.5	<0.5	<0.5	<0.5	<0.5	<1	<0.5	<1	<0.5	<0.5	<0.5	<0.5	<0.5	<2	<0.5	<2	<0.5	<2	<0.5	<0.5	<0.5	<0.5	<0.5	<1	<0.5	<0.5	<1	<1.5	<1	<0.5	<100	<100	<100	<100
92531585	MW-77_20210406	MW-77	04/06/2021	**5.5**	<0.5	<0.5	<0.5	<0.5	<0.5	<1	<0.5	<1	<0.5	<0.5	<0.5	<0.5	<0.5	<2	<0.5	<2	<0.5	<2	<0.5	<0.5	<0.5	<0.5	<0.5	<1	<0.5	<0.5	<1	<1.5	<1	<0.5	<50	<50	<50	<50
92537153	MW-77_20210505	MW-77	05/05/2021	<5	<0.5	<0.5	<0.5	<0.5	<0.5	<1	<0.5	<1	<0.5	<0.5	<0.5	<0.5	<0.5	<2	<0.5	<2	<0.5	<2	<0.5	<0.5	<0.5	<0.5	<0.5	<1	<0.5	<0.5	<1	<1.5	<1	<0.5	<50	<50	<50	<50
92542352	MW-77_20210603	MW-77	06/03/2021	<5	<0.5	<0.5	<0.5	<0.5	<0.5	<1	<0.5	<1	<0.5	<0.5	<0.5	<0.5	<0.5	<2	<0.5	<2	<0.5	<2	<0.5	<0.5	<0.5	<0.5	<0.5	<1	<0.5	<0.5	<1	<1.5	<1	<0.5	<50	<50	<50	<50
92548170	MW-77_20210707	MW-77	07/07/2021	**4.8J**	<0.5	<0.5	<0.5	<0.5	<0.5	<1	<0.5	<1	<0.5	<0.5	<0.5	<0.5	<0.5	<2	<0.5	<2	<0.5	<2	<0.5	<0.5	<0.5	**0.53**	<0.5	<1	<0.5	<0.5	<1	<1.5	<1	<0.5	<50	<50	<50	<50
92553189	MW-77_20210803	MW-77	08/03/2021	<5	<0.5	<0.5	<0.5	<0.5	<0.5	<1	<0.5	<1	<0.5	<0.5	<0.5	<0.5	<0.5	<2	<0.5	<2	<0.5	<2	<0.5	<0.5	<0.5	<0.5	<0.5	<1	<0.5	<0.5	<1	<1.5	<1	<0.5	<50	<50	<50	<50
92558741	MW-77_20210831	MW-77	08/31/2021	<5	<0.5	<0.5	<0.5	<0.5	<0.5	<1	<0.5	<1	<0.5	<0.5	<0.5	<0.5	<0.5	<2	<0.5	<2	<0.5	<2	<0.5	<0.5	<0.5	<0.5	<0.5	<1	<0.5	<0.5	<1	<1.5	<1	<0.5	<50	<50	<50	<50
92564333	MW-77_20210930	MW-77	09/30/2021	<5.0	<0.5	<0.5	<0.5	<0.5	<0.5	<0.5	<0.5	<0.6	<0.5	<0.5	<0.5	<0.5	<0.5	<0.6	<0.5	<5	<0.5	<0.5	<0.5	<0.5	<0.5	<0.5	<0.5	<0.5	<0.5	<0.5	<0.5	<1.5	<1	<0.5	<100	<100	<100	NA
92570181	MW-77_20211102	MW-77	11/02/2021	<5	<0.5	<0.5	<0.5	<0.5	<0.5	<1	<0.5	<1	<0.5	<0.5	<0.5	<0.5	<0.5	<2	<0.5	<2	<0.5	<2	<0.5	<0.5	<0.5	<0.5	<0.5	<1	<0.5	<0.5	<1	<1.5	<1	<0.5	<50	<50	<50	<50
92575206	MW-77_20211201	MW-77	12/01/2021	**13.0**	<0.5	<0.5	<0.5	<0.5	<0.5	<1	<0.5	<1	<0.5	<0.5	<0.5	<0.5	<0.5	<2	<0.5	<2	<0.5	<2	<0.5	<0.5	<0.5	<0.5	<0.5	<1	<0.5	<0.5	<1	<1.5	<1	<0.5	<50	<50	<50	<50
92580903 92580955	MW-77_20220104	MW-77	01/10/2022	**13.7**	<0.5	<0.5	<0.5	<0.5	<0.5	<1	<0.5	<1	<0.5	<0.5	<0.5	<0.5	<0.5	<2	<0.5	<2	<0.5	<2	<0.5	<0.5	<0.5	<0.5	<0.5	<1	<0.5	<0.5	<1	<1.5	<1	<0.5	<50	<50	<50	<50
92585562	MW-77_20220201	MW-77	02/01/2022	<5	<0.5	<0.5	<0.5	<0.5	<0.5	<1	<0.5	<1	<0.5	<0.5	<0.5	<0.5	<0.5	<2	<0.5	<2	<0.5	<2	<0.5	<0.5	<0.5	<0.5	<0.5	<1	<0.5	<0.5	<1	<1.5	<1	<0.5	<50	<50	<50	<50
92590778	MW-77_20220301	MW-77	03/01/2022	**0.18J**	<0.5	<0.5	<0.5	<0.5	<0.5	<1	<0.5	<1	<0.5	<0.5	<0.5	<0.5	<0.5	<2	<0.5	<2	<0.5	<2	<0.5	<0.5	<0.5	<0.5	<0.5	<1	<0.5	<0.5	<1	<1.5	<1	<0.5	<50	<50	<50	<50
92526257	MW-78_20210308	MW-78	03/08/2021	<5	<0.5	<0.5	<0.5	<0.5	<0.5	<1	<0.5	<1	<0.5	<0.5	<0.5	<0.5	<0.5	<2	<0.5	<2	<0.5	<2	<0.5	<0.5	<0.5	<0.5	<0.5	<1	<0.5	<0.5	<1	<1.5	<1	<0.5	<100	<100	<100	<100
92531585	MW-78_20210406	MW-78	04/06/2021	<5	<0.5	<0.5	<0.5	<0.5	<0.5	<1	<0.5	<1	<0.5	<0.5	<0.5	<0.5	<0.5	<2	<0.5	<2	<0.5	<2	<0.5	<0.5	<0.5	<0.5	<0.5	<1	<0.5	<0.5	<1	<1.5	<1	<0.5	<50	<50	<50	<50
92531585	Dup-1-20210406	MW-78	04/06/2021	<5	<0.5	<0.5	<0.5	<0.5	<0.5	<1	<0.5	<1	<0.5	<0.5	<0.5	<0.5	<0.5	<2	<0.5	<2	<0.5	<2	<0.5	<0.5	<0.5	<0.5	<0.5	<1	<0.5	<0.5	<1	<1.5	<1	<0.5	<50	<50	<50	<50
92537153	MW-78_20210505	MW-78	05/05/2021	<5	<0.5	<0.5	<0.5	<0.5	<0.5	<1	<0.5	<1	<0.5	<0.5	<0.5	<0.5	<0.5	<2	<0.5	<2	<0.5	<2	<0.5	<0.5	<0.5	<0.5	<0.5	<1	<0.5	<0.5	<1	<1.5	<1	<0.5	<50	<50	<50	<50
92542352	MW-78_20210603	MW-78	06/03/2021	<5	<0.5	<0.5	<0.5	<0.5	<0.5	<1	<0.5	<1	<0.5	<0.5	<0.5	<0.5	<0.5	<2	<0.5	<2	<0.5	<2	<0.5	<0.5	<0.5	<0.5	<0.5	<1	<0.5	<0.5	<1	<1.5	<1	<0.5	<50	<50	<50	<50
92548170	MW-78_20210707	MW-78	07/07/2021	<5	<0.5	<0.5	<0.5	<0.5	<0.5	<1	<0.5	<1	<0.5	<0.5	<0.5	<0.5	<0.5	<2	<0.5	<2	<0.5	<2	<0.5	<0.5	<0.5	<0.5	<0.5	<1	<0.5	<0.5	<1	<1.5	<1	<0.5	<50	<50	<50	<50
92553189	MW-78_20210803	MW-78	08/03/2021	**4.8J**	<0.5	<0.5	<0.5	<0.5	<0.5	<1	<0.5	<1	<0.5	<0.5	<0.5	<0.5	<0.5	<2	<0.5	<2	<0.5	<2	<0.5	<0.5	<0.5	<0.5	<0.5	<1	<0.5	<0.5	<1	<1.5	<1	<0.5	<50	<50	<50	<50
92558737	MW-78_20210831	MW-78	08/31/2021	<5	<0.5	<0.5	<0.5	<0.5	<0.5	<1	<0.5	<1	<0.5	<0.5	<0.5	<0.5	<0.5	<2	<0.5	<2	<0.5	<2	<0.5	<0.5	<0.5	<0.5	<0.5	<1	<0.5	<0.5	<1	<1.5	<1	<0.5	<50	<50	<50	<50
92564333	MW-78_20210930	MW-78	09/30/2021	<5.0	<0.5	<0.5	<0.5	<0.5	<0.5	<0.5	<0.5	<0.6	<0.5	<0.5	<0.5	<0.5	<0.5	<0.6	<0.5	<5	<0.5	<0.5	<0.5	<0.5	<0.5	<0.5	<0.5	<0.5	<0.5	<0.5	<0.5	<1.5	<1	<0.5	<100	<100	<100	NA
92570181	MW-78_20211102	MW-78	11/02/2021	<5	<0.5	<0.5	<0.5	<0.5	<0.5	<1	<0.5	<1	<0.5	<0.5	<0.5	<0.5	<0.5	<2	<0.5	<2	<0.5	<2	<0.5	<0.5	<0.5	<0.5	<0.5	<1	<0.5	<0.5	<1	<1.5	<1	<0.5	<50	<50	<50	<50
92575206	MW-78_20211201	MW-78	12/01/2021	<5	<0.5	<0.5	<0.5	<0.5	<0.5	<1	<0.5	<1	<0.5	<0.5	<0.5	<0.5	<0.5	<2	<0.5	<2	<0.5	<2	<0.5	<0.5	<0.5	<0.5	<0.5	<1	<0.5	<0.5	<1	<1.5	<1	<0.5	<50	<50	<50	<50
92581834 92581854	MW-78_20220110	MW-78	01/10/2022	**1.3J**	<0.5	<0.5	<0.5	<0.5	<0.5	<1	<0.5	<1	<0.5	<0.5	<0.5	<0.5	<0.5	<2	<0.5	<2	<0.5	<2	<0.5	<0.5	<0.5	<0.5	<0.5	<1	<0.5	<0.5	<1	<1.5	<1	<0.5	<50	<50	<50	<50
92581834 92581854	DUP-1-20220110	MW-78	01/10/2022	**0.90J**	<0.5	<0.5	<0.5	<0.5	<0.5	<1	<0.5	<1	<0.5	<0.5	<0.5	<0.5	<0.5	<2	<0.5	<2	<0.5	<2	<0.5	<0.5	<0.5	<0.5	<0.5	<1	<0.5	<0.5	<1	<1.5	<1	<0.5	<50	<50	<50	<50
92585897	MW-78_20220202	MW-78	02/02/2022	<5	<0.5	<0.5	<0.5	<0.5	<0.5	<1	<0.5	<1	<0.5	<0.5	<0.5	<0.5	<0.5	<2	<0.5	<2	<0.5	<2	<0.5	<0.5	<0.5	<0.5	<0.5	<1	<0.5	<0.5	<1	<1.5	<1	<0.5	<50	<50	<50	<50
92590778	MW-78_20220301	MW-78	03/01/2022	**5.1**	<0.5	<0.5	<0.5	<0.5	<0.5	<1	<0.5	<1	<0.5	<0.5	<0.5	<0.5	<0.5	<2	<0.5	<2	<0.5	<2	<0.5	<0.5	<0.5	<0.5	<0.5	<1	<0.5	<0.5	<1	<1.5	<1	<0.5	<50	<50	<50	<50
92526616	MW-79_20210309	MW-79	03/09/2021	<5	<0.5	<0.5	<0.5	<0.5	<0.5	<1	<0.5	<1	<0.5	<0.5	<0.5	<0.5	<0.5	<2	<0.5	<2	<0.5	<2	<0.5	<0.5	<0.5	<0.5	<0.5	<1	<0.5	<0.5	<1	<1.5	<1	<0.5	<100	<100	<100	<100
92531585	MW-79_20210406	MW-79	04/06/2021	<5	<0.5	<0.5	<0.5	<0.5	<0.5	<1	<0.5	<1	<0.5	<0.5	<0.5	<0.5	<0.5	<2	<0.5	<2	<0.5	<2	<0.5	<0.5	<0.5	<0.5	<0.5	<1	<0.5	<0.5	<1	<1.5	<1	<0.5	<50	<50	<50	<50
92537153	MW-79_20210505	MW-79	05/05/2021	<5	<0.5	<0.5	<0.5	<0.5	<0.5	<1	<0.5	<1	<0.5	<0.5	<0.5	<0.5	<0.5	<2	<0.5	<2	<0.5	<2	<0.5	<0.5	<0.5	<0.5	<0.5	<1	<0.5	<0.5	<1	<1.5	<1	<0.5	<50	<50	<50	<50
92542352	MW-79_20210603	MW-79	06/03/2021	<5	<0.5	<0.5	<0.5	<0.5	<0.5	<1	<0.5	<1	<0.5	<0.5	<0.5	<0.5	<0.5	<2	<0.5	<2	<0.5	<2	<0.5	<0.5	<0.5	<0.5	<0.5	<1	<0.5	<0.5	<1	<1.5	<1	<0.5	<50	<50	<50	<50
92548170	MW-79_20210707	MW-79	07/07/2021	<5	**0.71**	<0.5	<0.5	<0.5	<0.5	<1	<0.5	<1	<0.5	<0.5	<0.5	<0.5	<0.5	<2	<0.5	<2	<0.5	<2	<0.5	<0.5	<0.5	**1.4**	<0.5	<1	<0.5	<0.5	<1	<1.5	<1	<0.5	<50	<50	<50	<50
92553189	MW-79_20210803	MW-79	08/03/2021	<5	<0.5	<0.5	<0.5	<0.5	<0.5	<1	<0.5	<1	<0.5	<0.5	<0.5	<0.5	<0.5	<2	<0.5	<2	<0.5	<2	<0.5	<0.5	<0.5	<0.5	<0.5	<1	<0.5	<0.5	<1	<1.5	<1	<0.5	<50	<50	<50	<50
92558741	MW-79_20210831	MW-79	08/31/2021	<5	<0.5	<0.5	<0.5	<0.5	<0.5	<1	<0.5	<1	<0.5	<0.5	<0.5	<0.5	<0.5	<2	<0.5	<2	<0.5	<2	<0.5	<0.5	<0.5	<0.5	<0.5	<1	<0.5	<0.5	<1	<1.5	<1	<0.5	<50	<50	<50	<50
92564333	MW-79_20210930	MW-79	09/30/2021	<5.0	<0.5	<0.5	<0.5	<0.5	<0.5	<0.5	<0.5	<0.6	<0.5	<0.5	<0.5	<0.5	<0.5	<0.6	<0.5	<5	<0.5	<0.5	<0.5	<0.5	<0.5	<0.5	<0.5	<0.5	<0.5	<0.5	<0.5	<1.5	<1	<0.5	<100	<100	<100	NA
92570181	MW-79_20211102	MW-79	11/02/2021	<5	<0.5	<0.5	<0.5	<0.5	<0.5	<1	<0.5	<1	<0.5	<0.5	<0.5	<0.5	<0.5	<2	<0.5	<2	<0.5	<2	<0.5	<0.5	<0.5	<0.5	<0.5	<1	<0.5	<0.5	<1	<1.5	<1	<0.5	<50	<50	<50	<50
92575206	MW-79_20211201	MW-79	12/01/2021	<5	<0.5	<0.5	<0.5	<0.5	<0.5	<1	<0.5	<1	<0.5	<0.5	<0.5	<0.5	<0.5	<2	<0.5	<2	<0.5	<2	<0.5	<0.5	<0.5	<0.5	<0.5	<1	<0.5	<0.5	<1	<1.5	<1	<0.5	<50	<50	<50	<50
92580903 92580955	MW-79_20220104	MW-79	01/04/2022	**0.69J**	<0.5	<0.5	<0.5	<0.5	<0.5	<1	<0.5	<1	<0.5	<0.5	<0.5	<0.5	<0.5	<2	<0.5	<2	<0.5	<2	<0.5	<0.5	<0.5	<0.5	<0.5	<1	<0.5	<0.5	<1	<1.5	<1	<0.5	<50	<50	<50	<50
92585562	MW-79_20220201	MW-79	02/01/2022	<5	<0.5	<0.5	<0.5	<0.5	<0.5	<1	<0.5	<1	<0.5	<0.5	<0.5	<0.5	<0.5	<2	<0.5	<2	<0.5	<2	<0.5	<0.5	<0.5	<0.5	<0.5	<1	<0.5	<0.5	<1	<1.5	<1	<0.5	<50	<50	<50	<50
92590778	MW-79_20220301	MW-79	03/01/2022	<5	**0.99**	<0.5	<0.5	<0.5	<0.5	<1	<0.5	<1	<0.5	<0.5	<0.5	**0.33J**	**0.38J**	<2	<0.5	<2	<0.5	<2	<0.5	<0.5	<0.5	**2.2**	<0.5	<1	**0.5**	<0.5	<1	**2.4**	**1.2**	**1.2**	<50	<50	<50	<50
92526616	MW-80_20210309	MW-80	03/09/2021	<5	<0.5	<0.5	<0.5	<0.5	<0.5	<1	<0.5	<1	<0.5	<0.5	<0.5	<0.5	<0.5	<2	<0.5	<2	<0.5	<2	<0.5	<0.5	<0.5	<0.5	<0.5	<1	<0.5	<0.5	<1	<1.5	<1	<0.5	<100	<100	<100	<100
92531225	MW-80_20210405	MW-80	04/05/2021	<5	<0.5	<0.5	<0.5	<0.5	<0.5	<1	<0.5	<1	<0.5	<0.5	<0.5	<0.5	<0.5	<2	<0.5	<2	<0.5	<2	<0.5	<0.5	<0.5	<0.5	<0.5	<1	<0.5	<0.5	<1	<1.5	<1	<0.5	<50	<50	<50	<50
92537153	MW-80_20210505	MW-80	05/05/2021	<5	<0.5	<0.5	<0.5	<0.5	<0.5	<1	<0.5	<1	<0.5	<0.5	<0.5	<0.5	<0.5	<2	<0.5	<2	<0.5	<2	<0.5	<0.5	<0.5	<0.5	<0.5	<1	<0.5	<0.5	<1	<1.5	<1	<0.5	<50	<50	<50	<50
92541992	MW-80_20210602	MW-80	06/02/2021	<5	<0.5	<0.5	<0.5	<0.5	<0.5	<1	<0.5	<1	<0.5	<0.5	<0.5	<0.5	<0.5	<2	<0.5	<2	<0.5	<2	<0.5	<0.5	<0.5	<0.5	<0.5	<1	<0.5	<0.5	<1	<1.5	<1	<0.5	<50	<50	<50	<50

Table 5A
Summary of Monitoring Well Sampling Results

Colonial Pipeline Company
2020-L1-SR2448
Huntersville, North Carolina

Lab Report Number	Sample ID	Well ID	Sample Date	Metals (µg/L)	VOCs (µg/L)																													MADEP VPH (µg/L)			
				Lead	Benzene	Bromochloromethane	Bromodichloromethane	n-Butylbenzene	sec-Butylbenzene	Chloroethane	Chloroform	Chloromethane	2-Chlorotoluene	Dibromochloromethane	1,2-Dichloroethane	Diisopropyl ether	Ethylbenzene	Hexachloro-1,3-butadiene	Isopropylbenzene (Cumene)	Methylene Chloride	Methyl-tert-butyl ether	Naphthalene	n-Propylbenzene	Styrene	Tetrachloroethene	Toluene	Trichloroethene	Trichlorofluoromethane	1,2,4-Trimethylbenzene	1,3,5-Trimethylbenzene	Vinyl chloride	Xylene (Total)	m&p-Xylene	o-Xylene	C5 - C8 Aliphatics	C9 - C12 Aliphatics	C9 - C10 Aromatics	VPH (Total)
			NCAC 2L Standards	**15**	**1**	**NE**	**0.6**	**70**	**70**	**3000**	**70**	**3**	**100**	**0.4**	**0.4**	**70**	**600**	**0.4**	**70**	**5**	**20**	**6**	**70**	**70**	**0.7**	**600**	**3**	**2000**	**400**	**400**	**0.03**	**500**	**500**	**500**	**400**	**700**	**200**	**NE**
			IMAC Standards	--	--	--	--	--	--	--	--	--	--	--	--	--	--	--	--	--	--	--	--	--	--	--	--	--	--	--	--	--	--	--	--	--	--	--
92548170	MW-80_20210707	MW-80	07/07/2021	<5	<0.5	<0.5	<0.5	<0.5	<0.5	<1	<0.5	<1	<0.5	<0.5	<0.5	<0.5	<0.5	<2	<0.5	<2	<0.5	<2	<0.5	<0.5	<0.5	<0.5	<0.5	<1	<0.5	<0.5	<1	<1.5	<1	<0.5	<50	<50	<50	<50
92548170	DUP-2-20210707	MW-80	07/07/2021	<5	<0.5	<0.5	<0.5	<0.5	<0.5	<1	<0.5	<1	<0.5	<0.5	<0.5	<0.5	<0.5	<2	<0.5	<2	<0.5	<2	<0.5	<0.5	<0.5	<0.5	<0.5	<1	<0.5	<0.5	<1	**1.09J**	**0.73J**	**0.36J**	<50	<50	<50	<50
92553189	MW-80_20210803	MW-80	08/03/2021	<5	<0.5	<0.5	<0.5	<0.5	<0.5	<1	<0.5	<1	<0.5	<0.5	<0.5	<0.5	<0.5	<2	<0.5	<2	<0.5	<2	<0.5	<0.5	<0.5	<0.5	<0.5	<1	<0.5	<0.5	<1	<1.5	<1	<0.5	<50	<50	<50	<50
92558741	MW-80_20210831	MW-80	08/31/2021	<5	<0.5	<0.5	<0.5	<0.5	<0.5	<1	<0.5	<1	<0.5	<0.5	<0.5	<0.5	<0.5	<2	<0.5	<2	<0.5	<2	<0.5	<0.5	<0.5	<0.5	<0.5	<1	<0.5	<0.5	<1	<1.5	<1	<0.5	<50	<50	<50	<50
92564333	MW-80_20210930	MW-80	09/30/2021	<5.0	<0.5	<0.5	<0.5	<0.5	<0.5	<0.5	<0.5	<0.6	<0.5	<0.5	<0.5	<0.5	<0.5	<0.6	<0.5	<5	<0.5	<0.5	<0.5	<0.5	<0.5	<0.5	<0.5	<0.5	<0.5	<0.5	<0.5	<1.5	<1	<0.5	<100	<100	<100	NA
92570181	MW-80_20211102	MW-80	11/02/2021	<5	<0.5	<0.5	<0.5	<0.5	<0.5	<1	<0.5	<1	<0.5	<0.5	<0.5	<0.5	<0.5	<2	<0.5	<2	<0.5	<2	<0.5	<0.5	<0.5	<0.5	<0.5	<1	<0.5	<0.5	<1	<1.5	<1	<0.5	<50	<50	<50	<50
92575206	MW-80_20211201	MW-80	12/01/2021	<5	<0.5	<0.5	<0.5	<0.5	<0.5	<1	<0.5	<1	<0.5	<0.5	<0.5	<0.5	<0.5	<2	<0.5	<2	<0.5	<2	<0.5	<0.5	<0.5	<0.5	<0.5	<1	<0.5	<0.5	<1	<1.5	<1	<0.5	<50	<50	<50	<50
92580903 92580955	MW-80_20220104	MW-80	01/04/2022	**9.2**	<0.5	<0.5	<0.5	<0.5	<0.5	<1	<0.5	<1	<0.5	<0.5	<0.5	<0.5	<0.5	<2	<0.5	<2	<0.5	<2	<0.5	<0.5	<0.5	<0.5	<0.5	<1	<0.5	<0.5	<1	<1.5	<1	<0.5	<50	<50	<50	<50
92585897	MW-80_20220202	MW-80	02/02/2022	<5	<0.5	<0.5	<0.5	<0.5	<0.5	<1	<0.5	<1	<0.5	<0.5	<0.5	<0.5	<0.5	<2	<0.5	<2	<0.5	<2	<0.5	<0.5	<0.5	<0.5	<0.5	<1	<0.5	<0.5	<1	<1.5	<1	<0.5	<50	<50	<50	<50
92585897	DUP-1-20220202	MW-80	02/02/2022	<5	<0.5	<0.5	<0.5	<0.5	<0.5	<1	<0.5	<1	<0.5	<0.5	<0.5	<0.5	<0.5	<2	<0.5	<2	<0.5	<2	<0.5	<0.5	<0.5	<0.5	<0.5	<1	<0.5	<0.5	<1	<1.5	<1	<0.5	<50	<50	<50	<50
92590778	MW-80_20220301	MW-80	03/01/2022	**0.23J**	<0.5	<0.5	<0.5	<0.5	<0.5	<1	<0.5	<1	<0.5	<0.5	<0.5	<0.5	<0.5	<2	<0.5	<2	<0.5	<2	<0.5	<0.5	<0.5	<0.5	<0.5	<1	<0.5	<0.5	<1	<1.5	<1	<0.5	<50	<50	<50	<50
92527326	MW-81_20210311	MW-81	03/11/2021	<5	**3.5**	<0.5	<0.5	<0.5	<0.5	<1	<0.5	<1	<0.5	<0.5	<0.5	**2.9**	**2.9**	<2	<0.5	<2	<0.5	<2	<0.5	<0.5	<0.5	**12.5**	<0.5	<1	**12.3**	<0.5	<1	**42.3**	**22.0**	**20.3**	**1,640**	**263**	**93.5**	**170**
92531225	MW-81_20210405	MW-81	04/05/2021	<5	<0.5	<0.5	<0.5	<0.5	<0.5	<1	<0.5	<1	<0.5	<0.5	<0.5	<0.5	<0.5	<2	<0.5	<2	<0.5	<2	<0.5	<0.5	<0.5	<0.5	<0.5	<1	<0.5	<0.5	<1	<1.5	<1	<0.5	**60.8**	<50	<50	**60.8**
92537153	MW-81_20210505	MW-81	05/05/2021	<5	<0.5	<0.5	<0.5	<0.5	<0.5	<1	<0.5	<1	<0.5	<0.5	<0.5	<0.5	<0.5	<2	<0.5	<2	<0.5	<2	<0.5	<0.5	<0.5	<0.5	<0.5	<1	<0.5	<0.5	<1	<1.5	<1	<0.5	<50	<50	<50	<50
92541992	MW-81_20210602	MW-81	06/02/2021	<5	<0.5	<0.5	<0.5	<0.5	<0.5	<1	<0.5	<1	<0.5	<0.5	<0.5	<0.5	<0.5	<2	<0.5	<2	<0.5	<2	<0.5	<0.5	<0.5	<0.5	<0.5	<1	<0.5	<0.5	<1	<1.5	<1	<0.5	<50	<50	<50	<50
92548170	MW-81_20210707	MW-81	07/07/2021	<5	<0.5	<0.5	<0.5	<0.5	<0.5	<1	<0.5	<1	<0.5	<0.5	<0.5	<0.5	<0.5	<2	<0.5	<2	<0.5	<2	<0.5	<0.5	<0.5	<0.5	<0.5	<1	<0.5	<0.5	<1	<1.5	<1	<0.5	<50	<50	<50	<50
92553189	MW-81_20210803	MW-81	08/03/2021	<5	<0.5	<0.5	<0.5	<0.5	<0.5	<1	<0.5	<1	<0.5	<0.5	<0.5	<0.5	<0.5	<2	<0.5	<2	<0.5	<2	<0.5	<0.5	<0.5	<0.5	<0.5	<1	<0.5	<0.5	<1	<1.5	<1	<0.5	<50	<50	<50	<50
92558741	MW-81_20210831	MW-81	08/31/2021	<5	<0.5	<0.5	<0.5	<0.5	<0.5	<1	<0.5	<1	<0.5	<0.5	<0.5	<0.5	<0.5	<2	<0.5	<2	<0.5	<2	<0.5	<0.5	<0.5	<0.5	<0.5	<1	<0.5	<0.5	<1	<1.5	<1	<0.5	<50	<50	<50	<50
92564333	MW-81_20210930	MW-81	09/30/2021	<5.0	<0.5	<0.5	<0.5	<0.5	<0.5	<0.5	<0.5	<0.6	<0.5	<0.5	<0.5	<0.5	<0.5	<0.6	<0.5	<5.0	<0.5	<0.5	<0.5	<0.5	<0.5	<0.5	<0.5	<0.5	<0.5	<0.5	<0.5	<1.5	<1	<0.5	<100	<100	<100	NA
92570181	MW-81_20211102	MW-81	11/02/2021	<5	<0.5	<0.5	<0.5	<0.5	<0.5	<1	<0.5	<1	<0.5	<0.5	<0.5	<0.5	<0.5	<2	<0.5	<2	<0.5	<2	<0.5	<0.5	<0.5	<0.5	<0.5	<1	<0.5	<0.5	<1	<1.5	<1	<0.5	<50	<50	<50	<50
92575206	MW-81_20211201	MW-81	12/01/2021	<5	<0.5	<0.5	<0.5	<0.5	<0.5	<1	<0.5	<1	<0.5	<0.5	<0.5	<0.5	<0.5	<2	<0.5	<2	<0.5	<2	<0.5	<0.5	<0.5	<0.5	<0.5	<1	<0.5	<0.5	<1	<1.5	<1	<0.5	<50	<50	<50	<50
92580903 92580955	MW-81_20220104	MW-81	01/04/2022	**0.88J**	<0.5	<0.5	<0.5	<0.5	<0.5	<1	<0.5	<1	<0.5	<0.5	<0.5	<0.5	<0.5	<2	<0.5	<2	<0.5	<2	<0.5	<0.5	<0.5	<0.5	<0.5	<1	<0.5	<0.5	<1	<1.5	<1	<0.5	<50	<50	<50	<50
92585562	MW-81_20220201	MW-81	02/01/2022	**20.2**	<0.5	<0.5	<0.5	<0.5	<0.5	<1	<0.5	<1	<0.5	<0.5	<0.5	<0.5	<0.5	<2	<0.5	<2	<0.5	<2	<0.5	<0.5	<0.5	<0.5	<0.5	<1	<0.5	<0.5	<1	<1.5	<1	<0.5	<50	<50	<50	<50
92590778	MW-81_20220301	MW-81	03/01/2022	**2.6J**	<0.5	<0.5	<0.5	<0.5	<0.5	<1	<0.5	<1	<0.5	<0.5	<0.5	<0.5	<0.5	<2	<0.5	<2	<0.5	<2	<0.5	<0.5	<0.5	<0.5	<0.5	<1	<0.5	<0.5	<1	<1.5	<1	<0.5	<50	<50	<50	<50
92527326	MW-82_20210311	MW-82	03/11/2021	<5	<0.5	<0.5	<0.5	<0.5	<0.5	<1	<0.5	<1	<0.5	<0.5	<0.5	<0.5	<0.5	<2	<0.5	<2	<0.5	<2	<0.5	<0.5	<0.5	<0.5	<0.5	<1	<0.5	<0.5	<1	<1.5	<1	<0.5	<50	<50	<50	<50
92531225	MW-82_20210405	MW-82	04/05/2021	<5	<0.5	<0.5	<0.5	<0.5	<0.5	<1	<0.5	<1	<0.5	<0.5	<0.5	<0.5	<0.5	<2	<0.5	<2	<0.5	<2	<0.5	<0.5	<0.5	<0.5	<0.5	<1	<0.5	<0.5	<1	<1.5	<1	<0.5	<50	<50	<50	<50
92537153	MW-82_20210505	MW-82	05/05/2021	<5	<0.5	<0.5	<0.5	<0.5	<0.5	<1	<0.5	<1	<0.5	<0.5	<0.5	<0.5	<0.5	<2	<0.5	<2	<0.5	<2	<0.5	<0.5	<0.5	<0.5	<0.5	<1	<0.5	<0.5	<1	<1	<1	<0.5	<50	<50	<50	<50
92541992	MW-82_20210602	MW-82	06/02/2021	<5	<0.5	<0.5	<0.5	<0.5	<0.5	<1	<0.5	<1	<0.5	<0.5	<0.5	<0.5	<0.5	<2	<0.5	<2	<0.5	<2	<0.5	<0.5	<0.5	<0.5	<0.5	<1	<0.5	<0.5	<1	<1.5	<1	<0.5	<50	<50	<50	<50
92548170	MW-82_20210707	MW-82	07/07/2021	<5	<0.5	<0.5	<0.5	<0.5	<0.5	<1	<0.5	<1	<0.5	<0.5	<0.5	<0.5	<0.5	<2	<0.5	<2	<0.5	<2	<0.5	<0.5	<0.5	<0.5	<0.5	<1	<0.5	<0.5	<1	<1.5	<1	<0.5	<50	<50	<50	<50
92553189	MW-82_20210803	MW-82	08/03/2021	<5	<0.5	<0.5	<0.5	<0.5	<0.5	<1	<0.5	<1	<0.5	<0.5	<0.5	<0.5	<0.5	<2	<0.5	<2	<0.5	<2	<0.5	<0.5	<0.5	<0.5	<0.5	<1	<0.5	<0.5	<1	<1.5	<1	<0.5	<50	<50	<50	<50
92558741	MW-82_20210831	MW-82	08/31/2021	**5.3**	<0.5	<0.5	<0.5	<0.5	<0.5	<1	<0.5	<1	<0.5	<0.5	<0.5	<0.5	<0.5	<2	<0.5	<2	<0.5	<2	<0.5	<0.5	<0.5	<0.5	<0.5	<1	<0.5	<0.5	<1	<1.5	<1	<0.5	<50	<50	<50	<50
92564333	MW-82_20210930	MW-82	09/30/2021	<5.0	<0.5	<0.5	<0.5	<0.5	<0.5	<0.5	<0.5	<0.6	<0.5	<0.5	<0.5	<0.5	<0.5	<0.6	<0.5	<5	<0.5	<0.5	<0.5	<0.5	<0.5	<0.5	<0.5	<0.5	<0.5	<0.5	<0.5	<1.5	<1	<0.5	<100	<100	<100	NA
92570181	MW-82_20211102	MW-82	11/02/2021	<5	<0.5	<0.5	<0.5	<0.5	<0.5	<1	<0.5	<1	<0.5	<0.5	<0.5	<0.5	<0.5	<2	<0.5	<2	<0.5	<2	<0.5	<0.5	<0.5	<0.5	<0.5	<1	<0.5	<0.5	<1	<1.5	<1	<0.5	<50	<50	<50	<50
92575206	MW-82_20211201	MW-82	12/01/2021	<5	<0.5	<0.5	<0.5	<0.5	<0.5	<1	<0.5	<1	<0.5	<0.5	<0.5	<0.5	<0.5	<2	<0.5	<2	<0.5	<2	<0.5	<0.5	<0.5	<0.5	<0.5	<1	<0.5	<0.5	<1	<1.5	<1	<0.5	<50	<50	<50	<50
92580930 92580955	MW-82_20220104	MW-82	01/04/2022	**0.12J**	<0.5	<0.5	<0.5	<0.5	<0.5	<1	<0.5	<1	<0.5	<0.5	<0.5	<0.5	<0.5	<2	<0.5	<2	<0.5	<2	<0.5	<0.5	<0.5	<0.5	<0.5	<1	<0.5	<0.5	<1	<1.5	<1	<0.5	<50	<50	<50	<50
92585562	MW-82_20220201	MW-82	02/01/2022	**4.9J**	<0.5	<0.5	<0.5	<0.5	<0.5	<1	<0.5	<1	<0.5	<0.5	<0.5	<0.5	<0.5	<2	<0.5	<2	<0.5	<2	<0.5	<0.5	<0.5	<0.5	<0.5	<1	<0.5	<0.5	<1	<1.5	<1	<0.5	<50	<50	<50	<50
92590778	MW-82_20220301	MW-82	03/01/2022	**2.1J**	<0.5	<0.5	<0.5	<0.5	<0.5	<1	<0.5	<1	<0.5	<0.5	<0.5	<0.5	<0.5	<2	<0.5	<2	<0.5	<2	<0.5	<0.5	<0.5	<0.5	<0.5	<1	<0.5	<0.5	<1	<1.5	<1	<0.5	<50	<50	<50	<50
92590778	DUP-1-20220301	MW-82	03/01/2022	**1.7J**	<0.5	<0.5	<0.5	<0.5	<0.5	<1	<0.5	<1	<0.5	<0.5	<0.5	<0.5	<0.5	<2	<0.5	<2	<0.5	<2	<0.5	<0.5	<0.5	<0.5	<0.5	<1	<0.5	<0.5	<1	<1.5	<1	<0.5	<50	<50	<50	<50
92527326	MW-83_20210311	MW-83	03/11/2021	**67.3**	<0.5	<0.5	<0.5	<0.5	<0.5	<1	<0.5	<1	<0.5	<0.5	<0.5	<0.5	<0.5	<2	<0.5	<2	<0.5	<2	<0.5	<0.5	<0.5	<0.5	<0.5	<1	<0.5	<0.5	<1	<1.5	<1	<0.5	<50	<50	<50	<50
92531853	MW-83_20210407	MW-83	04/07/2021	**35.9**	<0.5	<0.5	<0.5	<0.5	<0.5	<1	<0.5	<1	<0.5	<0.5	<0.5	<0.5	<0.5	<2	<0.5	<2	<0.5	<2	<0.5	<0.5	<0.5	<0.5	<0.5	<1	<0.5	<0.5	<1	<1.5	<1	<0.5	<50	<50	<50	<50
92537153	MW-83_20210505	MW-83	05/05/2021	<5	<0.5	<0.5	<0.5	<0.5	<0.5	<1	<0.5	<1	<0.5	<0.5	<0.5	<0.5	<0.5	<2	<0.5	<2	<0.5	<2	<0.5	<0.5	<0.5	<0.5	<0.5	<1	<0.5	<0.5	<1	<1	<1	<0.5	<50	<50	<50	<50
92541699	MW-83_20210601	MW-83	06/01/2021	**9.7**	<0.5	<0.5	<0.5	<0.5	<0.5	<1	<0.5	<1	<0.5	<0.5	<0.5	<0.5	<0.5	<2	<0.5	<2	<0.5	<2	<0.5	<0.5	<0.5	<0.5	<0.5	<1	<0.5	<0.5	<1	<1.5	<1	<0.5	<50	<50	<50	<50
92548170	MW-83_20210707	MW-83	07/07/2021	<5	<0.5	<0.5	<0.5	<0.5	<0.5	<1	<0.5	<1	<0.5	<0.5	<0.5	<0.5	<0.5	<2	<0.5	<2	<0.5	<2	<0.5	<0.5	<0.5	<0.5	<0.5	<1	<0.5	<0.5	<1	<1.5	<1	<0.5	<50	<50	<50	<50
92553519	MW-83_20210804	MW-83	08/04/2021	<5	<0.5	<0.5	<0.5	<0.5	<0.5	<1	<0.5	<1	<0.5	<0.5	<0.5	<0.5	<0.5	<2	<0.5	<2	<0.5	<2	<0.5	<0.5	<0.5	<0.5	<0.5	<1	<0.5	<0.5	<1	<1.5	<1	<0.5	<50	<50	<50	<50
92558742	MW-83_20210831	MW-83	08/31/2021	<5	<0.5	<0.5	<0.5	<0.5	<0.5	<1	<0.5	<1	<0.5	<0.5	<0.5	<0.5	<0.5	<2	<0.5	<2	<0.5	<2	<0.5	<0.5	<0.5	<0.5	<0.5	<1	<0.5	<0.5	<1	<1.5	<1	<0.5	<50	<50	<50	<50
92564333	MW-83_20210930	MW-83	09/30/2021	<5.0	<0.5	<0.5	<0.5	<0.5	<0.5	<0.5	<0.5	<0.6	<0.5	<0.5	<0.5	<0.5	<0.5	<0.6	<0.5	<5	<0.5	<0.5	<0.5	<0.5	<0.5	<0.5	<0.5	<0.5	<0.5	<0.5	<0.5	<1.5	<1	<0.5	<100	<100	<100	NA
92571046	MW-83_20211105	MW-83	11/05/2021	<5	<0.5	<0.5	<0.5	<0.5	<0.5	<1	<0.5	<1	<0.5	<0.5	<0.5	<0.5	<0.5	<2	<0.5	<2	<0.5	<2	<0.5	<0.5	<0.5	<0.5	<0.5	<1	<0.5	<0.5	<1	<1.5	<1	<0.5	<50	<50	<50	<50
92575206	MW-83_20211201	MW-83	12/01/2021	**4.8J**	<0.5	<0.5	<0.5	<0.5	<0.5	<1	<0.5	<1	<0.5	<0.5	<0.5	<0.5	<0.5	<2	<0.5	<2	<0.5	<2	<0.5	<0.5	<0.5	**0.75**	<0.5	<1	<0.5	<0.5	<1	<1.5	<1	<0.5	<50	<50	<50	<50

Table 5A
Summary of Monitoring Well Sampling Results

Colonial Pipeline Company
2020-L1-SR2448
Huntersville, North Carolina

Lab Report Number	Sample ID	Well ID	Sample Date	Metals (µg/L)	VOCs (µg/L)																														MADEP VPH (µg/L)			
				Lead	Benzene	Bromochloromethane	Bromodichloromethane	n-Butylbenzene	sec-Butylbenzene	Chloroethane	Chloroform	Chloromethane	2-Chlorotoluene	Dibromochloromethane	1,2-Dichloroethane	Diisopropyl ether	Ethylbenzene	Hexachloro-1,3-butadiene	Isopropylbenzene (Cumene)	Methylene Chloride	Methyl-tert-butyl ether	Naphthalene	n-Propylbenzene	Styrene	Tetrachloroethene	Toluene	Trichloroethene	Trichlorofluoromethane	1,2,4-Trimethylbenzene	1,3,5-Trimethylbenzene	Vinyl chloride	Xylene (Total)	m&p-Xylene	o-Xylene	C5 - C8 Aliphatics	C9 - C12 Aliphatics	C9 - C10 Aromatics	VPH (Total)
			NCAC 2L Standards	**15**	**1**	**NE**	**0.6**	**70**	**70**	**3000**	**70**	**3**	**100**	**0.4**	**0.4**	**70**	**600**	**0.4**	**70**	**5**	**20**	**6**	**70**	**70**	**0.7**	**600**	**3**	**2000**	**400**	**400**	**0.03**	**500**	**500**	**500**	**400**	**700**	**200**	**NE**
			IMAC Standards	--	--	--	--	--	--	--	--	--	--	--	--	--	--	--	--	--	--	--	--	--	--	--	--	--	--	--	--	--	--	--	--	--	--	--	--
92580903 92580955	MW-83_20220104	MW-83	01/04/2022	**0.21J**	<0.5	<0.5	<0.5	<0.5	<0.5	<1	<0.5	<1	<0.5	<0.5	<0.5	<0.5	<0.5	<2	<0.5	<2	<0.5	<2	<0.5	<0.5	<0.5	<0.5	<0.5	<1	<0.5	<0.5	<1	<1.5	<1	<0.5	<50	<50	<50	<50
92585562	MW-83_20220201	MW-83	02/01/2022	<5	<0.5	<0.5	<0.5	<0.5	<0.5	<1	<0.5	<1	<0.5	<0.5	<0.5	<0.5	<0.5	<2	<0.5	<2	<0.5	<2	<0.5	<0.5	<0.5	<0.5	<0.5	<1	<0.5	<0.5	<1	<1.5	<1	<0.5	<50	<50	<50	<50
92590778	MW-83_20220301	MW-83	03/01/2022	**0.30J**	<0.5	<0.5	<0.5	<0.5	<0.5	<1	<0.5	<1	<0.5	<0.5	<0.5	<0.5	<0.5	<2	<0.5	<2	<0.5	<2	<0.5	<0.5	<0.5	<0.5	<0.5	<1	<0.5	<0.5	<1	<1.5	<1	<0.5	<50	<50	<50	<50
92527326	MW-84_20210311	MW-84	03/11/2021	<5	<0.5	<0.5	<0.5	<0.5	<0.5	<1	<0.5	<1	<0.5	<0.5	<0.5	**1.4**	<0.5	<2	<0.5	<2	<0.5	<2	<0.5	<0.5	<0.5	<0.5	<0.5	<1	<0.5	<0.5	<1	<1.5	<1	<0.5	<50	<50	<50	<50
92531853	MW-84_20210407	MW-84	04/07/2021	<5	<0.5	<0.5	<0.5	<0.5	<0.5	<1	<0.5	<1	<0.5	<0.5	<0.5	<0.5	<0.5	<2	<0.5	<2	<0.5	<2	<0.5	<0.5	<0.5	<0.5	<0.5	<1	<0.5	<0.5	<1	<1.5	<1	<0.5	<50	<50	<50	<50
92537153	MW-84_20210505	MW-84	05/05/2021	**45.7**	<0.5	<0.5	<0.5	<0.5	<0.5	<1	<0.5	<1	<0.5	<0.5	<0.5	<0.5	<0.5	<2	<0.5	<2	<0.5	<2	<0.5	<0.5	<0.5	<0.5	<0.5	<1	<0.5	<0.5	<1	<1	<1	<0.5	**269**	<50	<50	**271**
92541699	MW-84_20210601	MW-84	06/01/2021	<5	<0.5	<0.5	<0.5	<0.5	<0.5	<1	<0.5	<1	<0.5	<0.5	<0.5	<0.5	<0.5	<2	<0.5	<2	<0.5	<2	<0.5	<0.5	<0.5	<0.5	<0.5	<1	<0.5	<0.5	<1	<1.5	<1	<0.5	<50	<50	<50	<50
92548170	MW-84_20210707	MW-84	07/07/2021	<5	<0.5	<0.5	<0.5	<0.5	<0.5	<1	<0.5	<1	<0.5	<0.5	<0.5	<0.5	<0.5	<2	<0.5	<2	<0.5	<2	<0.5	<0.5	<0.5	<0.5	<0.5	<1	<0.5	<0.5	<1	<1.5	<1	<0.5	<50	<50	<50	<50
92553189	MW-84_20210803	MW-84	08/03/2021	<5	<0.5	<0.5	<0.5	<0.5	<0.5	<1	<0.5	<1	<0.5	<0.5	<0.5	<0.5	<0.5	<2	<0.5	<2	<0.5	<2	<0.5	<0.5	<0.5	<0.5	<0.5	<1	<0.5	<0.5	<1	<1.5	<1	<0.5	<50	<50	<50	<50
92558742	MW-84_20210831	MW-84	08/31/2021	<5	<0.5	<0.5	<0.5	<0.5	<0.5	<1	<0.5	<1	<0.5	<0.5	<0.5	<0.5	<0.5	<2	<0.5	<2	<0.5	<2	<0.5	<0.5	<0.5	**0.73**	<0.5	<1	<0.5	<0.5	<1	<1.5	<1	<0.5	<50	<50	<50	<50
92564485	MW-84_20211001	MW-84	10/01/2021	<5.0	<0.5	<0.5	<0.5	<0.5	<0.5	<0.5	<0.5	<0.6	<0.5	<0.5	<0.5	<0.5	**0.13J**	<0.6	<0.5	<5	<0.5	<0.5	<0.5	<0.5	<0.5	**0.94**	<0.5	<0.5	<0.5	<0.5	<0.5	**0.57J**	**0.19J**	**0.38J**	<100	<100	<100	NA
92570181	MW-84_20211102	MW-84	11/02/2021	<5	**0.52**	<0.5	<0.5	<0.5	<0.5	<1	<0.5	<1	<0.5	<0.5	<0.5	<0.5	<0.5	<2	<0.5	<2	<0.5	<2	<0.5	<0.5	<0.5	**0.98**	<0.5	<1	<0.5	<0.5	<1	**0.39J**	<1	**0.39J**	<50	<50	<50	<50
92575206	MW-84_20211201	MW-84	12/01/2021	<5	<0.5	<0.5	<0.5	<0.5	<0.5	<1	<0.5	<1	<0.5	<0.5	<0.5	<0.5	<0.5	<2	<0.5	<2	<0.5	<2	<0.5	<0.5	<0.5	<0.5	<0.5	<1	<0.5	<0.5	<1	**0.45J**	<1	**0.45J**	<50	<50	<50	<50
92580903 92580955	MW-84_20220104	MW-84	01/04/2022	**0.82J**	<0.5	<0.5	<0.5	<0.5	<0.5	<1	<0.5	<1	<0.5	<0.5	<0.5	<0.5	<0.5	<2	<0.5	<2	<0.5	<2	<0.5	<0.5	<0.5	<0.5	<0.5	<1	<0.5	<0.5	<1	<1.5	<1	<0.5	<50	<50	<50	<50
92580903 92580955	DUP-2-20220104	MW-84	01/04/2022	**0.86J**	<0.5	<0.5	<0.5	<0.5	<0.5	<1	<0.5	<1	<0.5	<0.5	<0.5	<0.5	<0.5	<2	<0.5	<2	<0.5	<2	<0.5	<0.5	<0.5	<0.5	<0.5	<1	<0.5	<0.5	<1	<1.5	<1	<0.5	<50	<50	<50	<50
92585562	MW-84_20220201	MW-84	02/01/2022	<5	<0.5	<0.5	<0.5	<0.5	<0.5	<1	<0.5	<1	<0.5	<0.5	<0.5	<0.5	<0.5	<2	<0.5	<2	<0.5	<2	<0.5	<0.5	<0.5	<0.5	<0.5	<1	<0.5	<0.5	<1	<1.5	<1	<0.5	<50	<50	<50	<50
92590778	MW-84_20220301	MW-84	03/01/2022	**9.5J**	<0.5	<0.5	<0.5	<0.5	<0.5	<1	<0.5	<1	<0.5	<0.5	<0.5	<0.5	<0.5	<2	<0.5	<2	<0.5	<2	<0.5	<0.5	<0.5	<0.5	<0.5	<1	<0.5	<0.5	<1	<1.5	<1	<0.5	<50	<50	<50	**69.6**
92531231	MW-86_20210405	MW-86	04/05/2021	**175**	<0.5	<0.5	<0.5	<0.5	<0.5	<1	<0.5	<1	<0.5	<0.5	<0.5	<0.5	<0.5	<2	<0.5	<2	<0.5	<2	<0.5	<0.5	<0.5	<0.5	<0.5	<1	<0.5	<0.5	<1	<1.5	<1	<0.5	<50	<50	<50	<50
92536726	MW-86_20210504	MW-86	05/04/2021	**100**	<0.5	<0.5	<0.5	<0.5	<0.5	<1	<0.5	<1	<0.5	<0.5	<0.5	<0.5	<0.5	<2	<0.5	<2	<0.5	<2	<0.5	<0.5	<0.5	<0.5	<0.5	<1	<0.5	<0.5	<1	<1.5	<1	<0.5	<50	<50	<50	<50
92541991	MW-86_20210602	MW-86	06/02/2021	<5	<0.5	<0.5	<0.5	<0.5	<0.5	<1	<0.5	<1	<0.5	<0.5	<0.5	<0.5	<0.5	<2	<0.5	<2	<0.5	<2	<0.5	<0.5	<0.5	<0.5	<0.5	<1	<0.5	<0.5	<1	<1.5	<1	<0.5	<50	<50	<50	<50
92548169	MW-86_20210707	MW-86	07/07/2021	<5	<0.5	<0.5	<0.5	<0.5	<0.5	<1	<0.5	<1	<0.5	<0.5	<0.5	<0.5	<0.5	<2	<0.5	<2	<0.5	<2	<0.5	<0.5	<0.5	<0.5	<0.5	<1	<0.5	<0.5	<1	<1.5	<1	<0.5	<50	<50	<50	<50
92553065	MW-86_20210802	MW-86	08/02/2021	<5	<0.5	<0.5	<0.5	<0.5	<0.5	<1	<0.5	<1	<0.5	<0.5	<0.5	<0.5	<0.5	<2	<0.5	<2	<0.5	<2	<0.5	<0.5	<0.5	<0.5	<0.5	<1	<0.5	<0.5	<1	<1.5	<1	<0.5	<50	<50	<50	<50
92558446	MW-86_20210830	MW-86	08/30/2021	<5	<0.5	<0.5	<0.5	<0.5	<0.5	<1	<0.5	<1	<0.5	<0.5	<0.5	<0.5	<0.5	<2	<0.5	<2	<0.5	<2	<0.5	<0.5	<0.5	<0.5	<0.5	<1	<0.5	<0.5	<1	<1.5	<1	<0.5	<50	<50	<50	<50
92564327	MW-86_20210930	MW-86	09/30/2021	**5.2**	<0.5	<0.5	<0.5	<0.5	<0.5	<0.5	<0.5	<0.6	<0.5	<0.5	<0.5	<0.5	<0.5	<0.6	<0.5	<5	<0.5	<0.5	<0.5	<0.5	<0.5	<0.5	<0.5	<0.5	<0.5	<0.5	<0.5	<1.5	<1	<0.5	<100	<100	<100	NA
92564327	DUP-1-20210930	MW-86	09/30/2021	<5	<0.5	<0.5	<0.5	<0.5	<0.5	<0.5	<0.5	<0.6	<0.5	<0.5	<0.5	<0.5	<0.5	<0.6	<0.5	<5	<0.5	<0.5	<0.5	<0.5	<0.5	<0.5	<0.5	<0.5	<0.5	<0.5	<0.5	<1.5	<1	<0.5	<100	<100	<100	NA
92569882	MW-86_20211101	MW-86	11/01/2021	**19.8**	<0.5	<0.5	<0.5	<0.5	<0.5	<1	<0.5	<1	<0.5	<0.5	<0.5	<0.5	<0.5	<2	<0.5	<2	<0.5	<2	<0.5	<0.5	<0.5	<0.5	<0.5	<1	<0.5	<0.5	<1	<1.5	<1	<0.5	<50	<50	<50	<50
92575208	MW-86_20211201	MW-86	12/01/2021	<5	<0.5	<0.5	<0.5	<0.5	<0.5	<1	<0.5	<1	<0.5	<0.5	<0.5	<0.5	<0.5	<2	<0.5	<2	<0.5	<2	<0.5	<0.5	<0.5	<0.5	<0.5	<1	<0.5	<0.5	<1	<1.5	<1	<0.5	<50	<50	<50	<50
92580901	MW-86_20220104	MW-86	01/04/2022	**0.49J**	<0.5	<0.5	<0.5	<0.5	<0.5	<1	<0.5	<1	<0.5	<0.5	<0.5	<0.5	<0.5	<2	<0.5	<2	<0.5	<2	<0.5	<0.5	<0.5	<0.5	<0.5	<1	<0.5	<0.5	<1	<1.5	<1	<0.5	<50	<50	<50	<50
92580901 92580902	DUP-1-20220104	MW-86	01/04/2022	**0.55J**	<0.5	<0.5	<0.5	<0.5	<0.5	<1	<0.5	<1	<0.5	<0.5	<0.5	<0.5	<0.5	<2	<0.5	<2	<0.5	<2	<0.5	<0.5	<0.5	<0.5	<0.5	<1	<0.5	<0.5	<1	<1.5	<1	<0.5	<50	<50	<50	<50
92585560	MW-86_20220201	MW-86	02/01/2022	**53.1**	<0.5	<0.5	<0.5	<0.5	<0.5	<1	<0.5	<1	<0.5	<0.5	<0.5	<0.5	<0.5	<2	<0.5	<2	<0.5	<2	<0.5	<0.5	<0.5	<0.5	<0.5	<1	<0.5	<0.5	<1	<1.5	<1	<0.5	<50	<50	<50	<50
92591324	MW-86_20220303	MW-86	03/03/2022	**0.57J**	<0.5	<0.5	<0.5	<0.5	<0.5	<1	<0.5	<1	<0.5	<0.5	<0.5	<0.5	<0.5	<2	<0.5	<2	<0.5	<2	<0.5	<0.5	<0.5	<0.5	<0.5	<1	<0.5	<0.5	<1	<1.5	<1	<0.5	<50	<50	<50	<50
92537489	MW-87_20210506	MW-87	05/06/2021	<5	**0.55**	<0.5	**0.31J**	<0.5	<0.5	<1	**3**	<1	<0.5	<0.5	<0.5	<0.5	<0.5	<2	<0.5	<2	<0.5	<2	<0.5	<0.5	<0.5	**0.63**	<0.5	<1	<0.5	<0.5	<1	<1.5	<1	<0.5	<50	<50	<50	<50
92542611	MW-87_20210604	MW-87	06/04/2021	<5	<0.5	<0.5	**0.41J**	<0.5	<0.5	<1	**3.4**	<1	<0.5	<0.5	<0.5	<0.5	<0.5	<2	<0.5	<2	<0.5	<2	<0.5	<0.5	<0.5	<0.5	<0.5	<1	<0.5	<0.5	<1	<1.5	<1	<0.5	<50	<50	<50	<50
92548787	MW-87_20210709	MW-87	07/09/2021	<5	<0.5	<0.5	**0.35J**	<0.5	<0.5	<1	**2.8**	<1	<0.5	<0.5	<0.5	<0.5	<0.5	<2	<0.5	<2	<0.5	<2	<0.5	<0.5	<0.5	<0.5	<0.5	<1	<0.5	<0.5	<1	<1.5	<1	<0.5	<50	<50	<50	<50
92553563	MW-87_20210804	MW-87	08/04/2021	<5	<0.5	<0.5	**0.76J**	<0.5	<0.5	<1	**4.7**	<1	<0.5	<0.5	<0.5	<0.5	<0.5	<2	<0.5	<2	<0.5	<2	<0.5	<0.5	<0.5	<0.5	<0.5	<1	<0.5	<0.5	<1	<1.5	<1	<0.5	<50	<50	<50	<50
92553563	DUP-2-20210804	MW-87	08/04/2021	<5	<0.5	<0.5	**0.75J**	<0.5	<0.5	<1	**4.6**	<1	<0.5	<0.5	<0.5	<0.5	<0.5	<2	<0.5	<2	<0.5	<2	<0.5	<0.5	<0.5	<0.5	<0.5	<1	<0.5	<0.5	<1	<1.5	<1	<0.5	<50	<50	<50	<50
92559360	MW-87_20210902	MW-87	09/02/2021	<5	<0.5	<0.5	<0.5	<0.5	<0.5	<1	**5.9**	<1	<0.5	<0.5	<0.5	<0.5	<0.5	<2	<0.5	<2	<0.5	<2	<0.5	<0.5	<0.5	**1.0**	<0.5	<1	<0.5	<0.5	<1	**1.31J**	**0.86J**	**0.45J**	<50	<50	<50	<50
92564084	MW-87_20210929	MW-87	09/29/2021	<5.0	<0.5	<0.5	**0.87**	<0.5	<0.5	<0.5	**6.2**	<0.6	<0.5	<0.5	<0.5	<0.5	<0.5	<0.6	<0.5	<5	<0.5	<0.5	<0.5	<0.5	<0.5	**0.31J**	<0.5	<0.5	<0.5	<0.5	<0.5	**0.41J**	**0.26J**	**0.15J**	<100	<100	<100	NA
92570483	MW-87_20211103	MW-87	11/03/2021	<5	<0.5	<0.5	**0.5J**	<0.5	<0.5	<1	**4.2**	<1	<0.5	<0.5	<0.5	<0.5	<0.5	<2	<0.5	<2	<0.5	<2	<0.5	<0.5	<0.5	<0.5	<0.5	<1	<0.5	<0.5	<1	<1.5	<1	<0.5	<50	<50	<50	<50
92575462	MW-87_20211201	MW-87	12/01/2021	<5	<0.5	<0.5	<0.5	<0.5	<0.5	<1	**3.7**	<1	<0.5	<0.5	<0.5	<0.5	<0.5	<2	<0.5	<2	<0.5	<2	<0.5	<0.5	<0.5	<0.5	<0.5	<1	<0.5	<0.5	<1	<1.5	<1	<0.5	<50	<50	<50	<50
92583209	MW-87_20220105	MW-87	01/05/2022	**0.14J**	<0.5	<0.5	<0.5	<0.5	<0.5	<1	**4.0**	<1	<0.5	<0.5	<0.5	**0.56**	**0.61**	<2	<0.5	<2	<0.5	<2	<0.5	<0.5	<0.5	**8.1**	<0.5	<1	<0.5	<0.5	<1	**5.2**	**3.5**	**1.7**	<50	<50	<50	**50.7**
92585900	MW-87_20220202	MW-87	02/02/2022	<5	**1.3**	<0.5	**0.47J**	<0.5	<0.5	<1	**3.2**	<1	<0.5	<0.5	<0.5	**0.60**	**0.48J**	<2	<0.5	<2	<0.5	<2	<0.5	<0.5	<0.5	**5.1**	<0.5	<1	<0.5	<0.5	<1	**4.3**	**2.4**	**1.9**	**89.2**	<50	<50	**98.9**
92591151	MW-87_20220302	MW-87	03/02/2022	**0.69J**	**1.7**	<0.5	<0.5	<0.5	<0.5	<1	**4.3**	<1	<0.5	<0.5	<0.5	**2.0**	<0.5	<2	<0.5	<2	<0.5	<2	<0.5	<0.5	<0.5	**2.0**	<0.5	<1	<0.5	<0.5	<1	**1.82**	**0.97J**	**0.85**	<50	<50	<50	<50
92537489	MW-88_20210506	MW-88	05/06/2021	<5	<0.5	<0.5	**0.48J**	<0.5	<0.5	<1	**2.9**	<1	<0.5	<0.5	<0.5	<0.5	<0.5	<2	<0.5	<2	<0.5	<2	<0.5	<0.5	<0.5	<0.5	<0.5	<1	<0.5	<0.5	<1	<1.5	<1	<0.5	<50	<50	<50	<50
92542611	MW-88_20210604	MW-88	06/04/2021	<5	<0.5	<0.5	**0.34J**	<0.5	<0.5	<1	**2.1**	<1	<0.5	<0.5	<0.5	<0.5	<0.5	<2	<0.5	<2	<0.5	<2	<0.5	<0.5	<0.5	<0.5	<0.5	<1	<0.5	<0.5	<1	<1.5	<1	<0.5	<50	<50	<50	<50
92548787	MW-88_20210709	MW-88	07/09/2021	<5	<0.5	<0.5	<0.5	<0.5	<0.5	<1	**1.2**	<1	<0.5	<0.5	<0.5	<0.5	<0.5	<2	<0.5	<2	<0.5	<2	<0.5	<0.5	<0.5	<0.5	<0.5	<1	<0.5	<0.5	<1	<1.5	<1	<0.5	<50	<50	<50	<50
92553563	MW-88_20210804	MW-88	08/04/2021	<5	<0.5	<0.5	<0.5	<0.5	<0.5	<1	**1.2**	<1	<0.5	<0.5	<0.5	<0.5	<0.5	<2	<0.5	<2	<0.5	<2	<0.5	<0.5	<0.5	<0.5	<0.5	<1	<0.5	<0.5	<1	<1.5	<1	<0.5	<50	<50	<50	<50

Table 5A
Summary of Monitoring Well Sampling Results

Colonial Pipeline Company
2020-L1-SR2448
Huntersville, North Carolina

Lab Report Number	Sample ID	Well ID	Sample Date	Metals (µg/L)	VOCs (µg/L)																														MADEP VPH (µg/L)			
				Lead	Benzene	Bromochloromethane	Bromodichloromethane	n-Butylbenzene	sec-Butylbenzene	Chloroethane	Chloroform	Chloromethane	2-Chlorotoluene	Dibromochloromethane	1,2-Dichloroethane	Diisopropyl ether	Ethylbenzene	Hexachloro-1,3-butadiene	Isopropylbenzene (Cumene)	Methylene Chloride	Methyl-tert-butyl ether	Naphthalene	n-Propylbenzene	Styrene	Tetrachloroethene	Toluene	Trichloroethene	Trichlorofluoromethane	1,2,4-Trimethylbenzene	1,3,5-Trimethylbenzene	Vinyl chloride	Xylene (Total)	m&p-Xylene	o-Xylene	C5 - C8 Aliphatics	C9 - C12 Aliphatics	C9 - C10 Aromatics	VPH (Total)
			NCAC 2L Standards	**15**	**1**	**NE**	**0.6**	**70**	**70**	**3000**	**70**	**3**	**100**	**0.4**	**0.4**	**70**	**600**	**0.4**	**70**	**5**	**20**	**6**	**70**	**70**	**0.7**	**600**	**3**	**2000**	**400**	**400**	**0.03**	**500**	**500**	**500**	**400**	**700**	**200**	**NE**
			IMAC Standards	--	--	--	--	--	--	--	--	--	--	--	--	--	--	--	--	--	--	--	--	--	--	--	--	--	--	--	--	--	--	--	--	--	--	--
92559014	MW-88_20210901	MW-88	09/01/2021	<5	<0.5	<0.5	<0.5	<0.5	<0.5	<1	**1**	<1	<0.5	<0.5	<0.5	<0.5	<0.5	<2	<0.5	<2	<0.5	<2	<0.5	<0.5	<0.5	<0.5	<0.5	<1	<0.5	<0.5	<1	<1.5	<1	<0.5	<50	<50	<50	<50
92563804	MW-88_20210928	MW-88	09/28/2021	**7.1**	<0.5	<0.5	**0.22J**	<0.5	<0.5	<0.5	**1.2**	<0.6	<0.5	<0.5	<0.5	<0.5	<0.5	<0.6	<0.5	<5	<0.5	<0.5	<0.5	<0.5	<0.5	<0.5	<0.5	<0.5	<0.5	<0.5	<0.5	<1.5	<1	<0.5	<100	<100	<100	NA
92570483	MW-88_20211103	MW-88	11/03/2021	**15.3**	<0.5	<0.5	<0.5	<0.5	<0.5	<1	**1.1**	<1	<0.5	<0.5	<0.5	<0.5	<0.5	<2	<0.5	<2	<0.5	<2	<0.5	<0.5	<0.5	<0.5	<0.5	<1	<0.5	<0.5	<1	<1.5	<1	<0.5	<50	<50	<50	<50
92575462	MW-88_20211201	MW-88	12/01/2021	<5	<0.5	<0.5	<0.5	<0.5	<0.5	<1	**1.2**	<1	<0.5	<0.5	<0.5	<0.5	<0.5	<2	<0.5	<2	<0.5	<2	<0.5	<0.5	<0.5	<0.5	<0.5	<1	<0.5	<0.5	<1	<1.5	<1	<0.5	<50	<50	<50	<50
92583209	MW-88_20220105	MW-88	01/05/2022	**7.5**	<0.5	<0.5	<0.5	<0.5	<0.5	<1	**1.1**	<1	<0.5	<0.5	<0.5	<0.5	<0.5	<2	<0.5	<2	<0.5	<2	<0.5	<0.5	<0.5	<0.5	<0.5	<1	<0.5	<0.5	<1	<1.5	<1	<0.5	<50	<50	<50	<50
92586178	MW-88_20220203	MW-88	02/03/2022	**9.3**	<0.5	<0.5	<0.5	<0.5	<0.5	<1	**1.2**	<1	<0.5	<0.5	<0.5	<0.5	<0.5	<2	<0.5	<2	<0.5	<2	<0.5	<0.5	<0.5	<0.5	<0.5	<1	<0.5	<0.5	<1	<1.5	<1	<0.5	<50	<50	<50	<50
92591151	MW-88_20220302	MW-88	03/02/2022	**12.2**	<0.5	<0.5	<0.5	<0.5	<0.5	<1	**1.4**	<1	<0.5	<0.5	<0.5	<0.5	<0.5	<2	<0.5	<2	<0.5	<2	<0.5	<0.5	<0.5	<0.5	<0.5	<1	<0.5	<0.5	<1	<1.5	<1	<0.5	<50	<50	<50	<50
92537784	MW-89_20210507	MW-89	05/07/2021	<5	<0.5	<0.5	<0.5	<0.5	<0.5	<1	<0.5	<1	<0.5	<0.5	<0.5	<0.5	<0.5	<2	<0.5	<2	<0.5	<2	<0.5	<0.5	<0.5	<0.5	<0.5	<1	<0.5	<0.5	<1	<1.5	<1	<0.5	<50	<50	<50	<50
92542611	MW-89_20210604	MW-89	06/04/2021	<5	<0.5	<0.5	<0.5	<0.5	<0.5	<1	<0.5	<1	<0.5	<0.5	<0.5	<0.5	<0.5	<2	<0.5	<2	<0.5	<2	<0.5	<0.5	<0.5	<0.5	<0.5	<1	<0.5	<0.5	<1	<1.5	<1	<0.5	<50	<50	<50	<50
92542611	MW-89_20210604	MW-89	06/04/2021	<5	<0.5	<0.5	<0.5	<0.5	<0.5	<1	<0.5	<1	<0.5	<0.5	<0.5	<0.5	<0.5	<2	<0.5	<2	<0.5	<2	<0.5	<0.5	<0.5	<0.5	<0.5	<1	<0.5	<0.5	<1	<1.5	<1	<0.5	<50	<50	<50	<50
92548787	MW-89_20210709	MW-89	07/09/2021	<5	<0.5	<0.5	<0.5	<0.5	<0.5	<1	<0.5	<1	<0.5	<0.5	<0.5	<0.5	<0.5	<2	<0.5	<2	<0.5	<2	<0.5	<0.5	<0.5	<0.5	<0.5	<1	<0.5	<0.5	<1	<1.5	<1	<0.5	<50	<50	<50	<50
92553563	MW-89_20210804	MW-89	08/04/2021	<5	<0.5	<0.5	<0.5	<0.5	<0.5	<1	<0.5	<1	<0.5	<0.5	<0.5	<0.5	<0.5	<2	<0.5	<2	<0.5	<2	<0.5	<0.5	<0.5	<0.5	<0.5	<1	<0.5	<0.5	<1	<1.5	<1	<0.5	<50	<50	<50	<50
92559014	MW-89_20210901	MW-89	09/01/2021	**7.8**	<0.5	<0.5	<0.5	<0.5	<0.5	<1	<0.5	<1	<0.5	<0.5	<0.5	<0.5	<0.5	<2	<0.5	<2	<0.5	<2	<0.5	<0.5	<0.5	<0.5	<0.5	<1	<0.5	<0.5	<1	<1.5	<1	<0.5	<50	<50	<50	<50
92563804	MW-89_20210928	MW-89	09/28/2021	**5.6**	<0.5	<0.5	<0.5	<0.5	<0.5	<0.5	<0.5	<0.6	<0.5	<0.5	<0.5	<0.5	<0.5	<0.6	<0.5	<5	<0.5	<0.5	<0.5	<0.5	<0.5	<0.5	<0.5	<0.5	<0.5	<0.5	<0.5	<1.5	<1	<0.5	<100	<100	<100	NA
92570483	MW-89_20211103	MW-89	11/03/2021	**15.6**	<0.5	<0.5	<0.5	<0.5	<0.5	<1	<0.5	<1	<0.5	<0.5	<0.5	<0.5	<0.5	<2	<0.5	<2	<0.5	<2	<0.5	<0.5	<0.5	<0.5	<0.5	<1	<0.5	<0.5	<1	<1.5	<1	<0.5	<50	<50	<50	<50
92575462	MW-89_20211201	MW-89	12/01/2021	<5	<0.5	<0.5	<0.5	<0.5	<0.5	<1	<0.5	<1	<0.5	<0.5	<0.5	<0.5	<0.5	<2	<0.5	<2	<0.5	<2	<0.5	<0.5	<0.5	<0.5	<0.5	<1	<0.5	<0.5	<1	<1.5	<1	<0.5	<50	<50	<50	<50
92583209	MW-89_20220105	MW-89	01/05/2022	**3.5J**	<0.5	<0.5	<0.5	<0.5	<0.5	<1	<0.5	<1	<0.5	<0.5	<0.5	<0.5	<0.5	<2	<0.5	<2	<0.5	<2	<0.5	<0.5	<0.5	<0.5	<0.5	<1	<0.5	<0.5	<1	<1.5	<1	<0.5	<50	<50	<50	<50
92585900	MW-89_20220202	MW-89	02/02/2022	**6.4**	<0.5	<0.5	<0.5	<0.5	<0.5	<1	<0.5	<1	<0.5	<0.5	<0.5	<0.5	<0.5	<2	<0.5	<2	<0.5	<2	<0.5	<0.5	<0.5	<0.5	<0.5	<1	<0.5	<0.5	<1	<1.5	<1	<0.5	<50	<50	<50	<50
92591151	MW-89_20220302	MW-89	03/02/2022	**32.8**	<0.5	<0.5	<0.5	<0.5	<0.5	<1	<0.5	<1	<0.5	<0.5	<0.5	<0.5	<0.5	<2	<0.5	<2	<0.5	<2	<0.5	<0.5	<0.5	<0.5	<0.5	<1	<0.5	<0.5	<1	<1.5	<1	<0.5	<50	<50	<50	<50
92543881	MW-92_20210611	MW-92	06/11/2021	<5	<0.5	<0.5	**0.39J**	<0.5	<0.5	<1	**2.7**	<1	<0.5	<0.5	<0.5	**0.5J**	<0.5	<2	<0.5	<2	<0.5	<2	<0.5	<0.5	<0.5	<0.5	<0.5	<1	<0.5	<0.5	<1	<1.5	<1	<0.5	<50	<50	<50	<50
92548527	MW-92_20210708	MW-92	07/08/2021	**14.7**	<0.5	<0.5	<0.5	<0.5	<0.5	<1	**0.63**	<1	<0.5	<0.5	<0.5	<0.5	<0.5	<2	<0.5	<2	<0.5	<2	<0.5	<0.5	<0.5	<0.5	<0.5	<1	<0.5	<0.5	<1	<1.5	<1	<0.5	<50	<50	<50	<50
92554137	MW-92_20210805	MW-92	08/05/2021	**9.6**	<0.5	<0.5	<0.5	<0.5	<0.5	<1	<0.5	<1	<0.5	<0.5	<0.5	<0.5	<0.5	<2	<0.5	<2	<0.5	<2	<0.5	<0.5	<0.5	<0.5	<0.5	<1	<0.5	<0.5	<1	<1.5	<1	<0.5	<50	<50	<50	<50
92559014	MW-92_20210901	MW-92	09/01/2021	<5	<0.5	<0.5	<0.5	<0.5	<0.5	<1	<0.5	<1	<0.5	<0.5	<0.5	<0.5	<0.5	<2	<0.5	<2	<0.5	<2	<0.5	<0.5	<0.5	<0.5	<0.5	<1	<0.5	<0.5	<1	<1.5	<1	<0.5	<50	<50	<50	<50
92564084	MW-92_20210929	MW-92	09/29/2021	<5.0	<0.5	<0.5	<0.5	<0.5	<0.5	<0.5	<0.5	<2	<0.5	<0.5	<0.5	<0.5	<0.5	<0.6	<0.5	<5	<0.5	<0.5	<0.5	<0.5	<0.5	<0.5	<0.5	<0.5	<0.5	<0.5	<0.5	<1.5	<1	<0.5	<100	<100	<100	NA
92570483	MW-92_20211103	MW-92	11/03/2021	<5	<0.5	<0.5	<0.5	<0.5	<0.5	<1	<0.5	<1	<0.5	<0.5	<0.5	<0.5	<0.5	<2	<0.5	<2	<0.5	<2	<0.5	<0.5	<0.5	<0.5	<0.5	<1	<0.5	<0.5	<1	<1.5	<1	<0.5	<50	<50	<50	<50
92575654	MW-92_20211202	MW-92	12/02/2021	<5	<0.5	<0.5	<0.5	<0.5	<0.5	<1	<0.5	<1	<0.5	<0.5	<0.5	<0.5	<0.5	<2	<0.5	<2	<0.5	<2	<0.5	<0.5	<0.5	<0.5	<0.5	<1	<0.5	<0.5	<1	<1.5	<1	<0.5	<50	<50	<50	<50
92583376	MW-92_20220106	MW-92	01/06/2022	**0.14J**	<0.5	<0.5	<0.5	<0.5	<0.5	<1	<0.5	<1	<0.5	<0.5	<0.5	<0.5	<0.5	<2	<0.5	<2	<0.5	<2	<0.5	<0.5	<0.5	<0.5	<0.5	<1	<0.5	<0.5	<1	<1.5	<1	<0.5	<50	<50	<50	<50
92586178	MW-92_20220203	MW-92	02/03/2022	**13.3**	<0.5	<0.5	<0.5	<0.5	<0.5	<1	<0.5	<1	<0.5	<0.5	<0.5	<0.5	<0.5	<2	<0.5	<2	<0.5	<2	<0.5	<0.5	<0.5	<0.5	<0.5	<1	<0.5	<0.5	<1	<1.5	<1	<0.5	<50	<50	<50	<50
92591327	MW-92_20220303	MW-92	03/03/2022	<5	<0.5	<0.5	<0.5	<0.5	<0.5	<1	**0.37J**	<1	<0.5	<0.5	<0.5	<0.5	<0.5	<2	<0.5	<2	<0.5	<2	<0.5	<0.5	<0.5	<0.5	<0.5	<1	<0.5	<0.5	<1	<1.5	<1	<0.5	<50	<50	<50	<50
92543881	MW-93_20210611	MW-93	06/11/2021	**19.8**	<0.5	<0.5	<0.5	<0.5	<0.5	<1	**0.47J**	<1	<0.5	<0.5	<0.5	<0.5	<0.5	<2	<0.5	<2	<0.5	<2	<0.5	<0.5	<0.5	<0.5	<0.5	<1	<0.5	<0.5	<1	<1.5	<1	<0.5	<50	<50	<50	<50
92548527	MW-93_20210708	MW-93	07/08/2021	**10**	<0.5	<0.5	<0.5	<0.5	<0.5	<1	<0.5	<1	<0.5	<0.5	<0.5	<0.5	<0.5	<2	<0.5	<2	<0.5	<2	<0.5	<0.5	<0.5	<0.5	<0.5	<1	<0.5	<0.5	<1	<1.5	<1	<0.5	<50	<50	<50	<50
92554137	MW-93_20210805	MW-93	08/05/2021	**9.4**	<0.5	<0.5	<0.5	<0.5	<0.5	<1	<0.5	<1	<0.5	<0.5	<0.5	<0.5	<0.5	<2	<0.5	<2	<0.5	<2	<0.5	<0.5	<0.5	<0.5	<0.5	<1	<0.5	<0.5	<1	<1.5	<1	<0.5	<50	<50	<50	<50
92559014	MW-93_20210901	MW-93	09/01/2021	**8.5**	<0.5	<0.5	<0.5	<0.5	<0.5	<1	<0.5	<1	<0.5	<0.5	<0.5	<0.5	<0.5	<2	<0.5	<2	<0.5	<2	<0.5	<0.5	<0.5	<0.5	<0.5	<1	<0.5	<0.5	<1	<1.5	<1	<0.5	<50	<50	<50	<50
92564084	MW-93_20210929	MW-93	09/29/2021	**6.6**	<0.5	<0.5	<0.5	<0.5	<0.5	<0.5	<0.5	<0.6	<0.5	<0.5	<0.5	<0.5	<0.5	<0.6	<0.5	<5	<0.5	<0.5	<0.5	<0.5	<0.5	<0.5	<0.5	<0.5	<0.5	<0.5	<0.5	<1.5	<1	<0.5	<100	<100	<100	NA
92570483	MW-93_20211103	MW-93	11/03/2021	<5	<0.5	<0.5	<0.5	<0.5	<0.5	<1	<0.5	<1	<0.5	<0.5	<0.5	<0.5	<0.5	<2	<0.5	<2	<0.5	<2	<0.5	<0.5	<0.5	<0.5	<0.5	<1	<0.5	<0.5	<1	<1.5	<1	<0.5	<50	<50	<50	<50
92570483	DUP-2-20211103	MW-93	11/03/2021	<5	<0.5	<0.5	<0.5	<0.5	<0.5	<1	<0.5	<1	<0.5	<0.5	<0.5	<0.5	<0.5	<2	<0.5	<2	<0.5	<2	<0.5	<0.5	<0.5	<0.5	<0.5	<1	<0.5	<0.5	<1	<1.5	<1	<0.5	<50	<50	<50	<50
92575654	MW-93_20211202	MW-93	12/02/2021	<5	<0.5	<0.5	<0.5	<0.5	<0.5	<1	<0.5	<1	<0.5	<0.5	<0.5	<0.5	<0.5	<2	<0.5	<2	<0.5	<2	<0.5	<0.5	<0.5	<0.5	<0.5	<1	<0.5	<0.5	<1	<1.5	<1	<0.5	<50	<50	<50	<50
92575654	DUP-2-20211202	MW-93	12/02/2021	<5	<0.5	<0.5	<0.5	<0.5	<0.5	<1	<0.5	<1	<0.5	<0.5	<0.5	<0.5	<0.5	<2	<0.5	<2	<0.5	<2	<0.5	<0.5	<0.5	<0.5	<0.5	<1	<0.5	<0.5	<1	<1.5	<1	<0.5	<50	<50	<50	<50
92583376	MW-93_20220106	MW-93	01/06/2022	**1.2J**	<0.5	<0.5	<0.5	<0.5	<0.5	<1	<0.5	<1	<0.5	<0.5	<0.5	<0.5	<0.5	<2	<0.5	<2	<0.5	<2	<0.5	<0.5	<0.5	**0.52**	<0.5	<1	<0.5	<0.5	<1	<1.5	<1	<0.5	<50	<50	<50	<50
92586178	MW-93_20220203	MW-93	02/03/2022	**11.9**	<0.5	<0.5	<0.5	<0.5	<0.5	<1	<0.5	<1	<0.5	<0.5	<0.5	<0.5	<0.5	<2	<0.5	<2	<0.5	<2	<0.5	<0.5	<0.5	<0.5	<0.5	<1	<0.5	<0.5	<1	<1.5	<1	<0.5	<50	<50	<50	<50
92591327	MW-93_20220303	MW-93	03/03/2022	**0.92J**	<0.5	<0.5	<0.5	<0.5	<0.5	<1	<0.5	<1	<0.5	<0.5	<0.5	<0.5	<0.5	<2	<0.5	<2	<0.5	<2	<0.5	<0.5	<0.5	<0.5	<0.5	<1	<0.5	<0.5	<1	<1.5	<1	<0.5	<50	<50	<50	<50
FA89164-1	MW-94_20210921	MW-94	09/21/2021	<1.1	<0.5	<0.5	**0.44J**	<0.5	<0.5	<0.5	**2.2**	NA	<0.5	<0.5	<0.5	<0.5	<0.5	NA	<0.5	<2	<0.5	<0.5	<0.5	<0.5	<0.5	<0.5	NA	<0.5	<0.5	<0.5	<0.5	<1.5	<1	<0.5	<100	<100	<100	<100
92563804	MW-94_20210928	MW-94	09/28/2021	**4.7J**	<0.5	<0.5	**0.26J**	<0.5	<0.5	<0.5	**1.8**	<0.6	<0.5	<0.5	<0.5	<0.5	**0.41J**	<0.6	<0.5	<5	<0.5	<0.5	<0.5	<0.5	<0.5	**2.4**	<0.5	<0.5	**0.10J**	<0.5	<0.5	**2.14**	**1.5**	**0.64**	<100	<100	<100	NA
92570483	MW-94_20211103	MW-94	11/03/2021	**8.4**	<0.5	<0.5	**0.38J**	<0.5	<0.5	<1	**2.3**	<1	<0.5	<0.5	<0.5	<0.5	<0.5	<2	<0.5	<2	<0.5	<2	<0.5	<0.5	<0.5	<0.5	<0.5	<1	<0.5	<0.5	<1	<1.5	<1	<0.5	<50	<50	<50	<50
92575654	MW-94_20211202	MW-94	12/02/2021	<5	<0.5	<0.5	<0.5	<0.5	<0.5	<1	**2.3**	<1	<0.5	<0.5	<0.5	<0.5	<0.5	<2	<0.5	<2	<0.5	<2	<0.5	<0.5	<0.5	<0.5	<0.5	<1	<0.5	<0.5	<1	<1.5	<1	<0.5	<50	<50	<50	<50
92583209	MW-94_20220105	MW-94	01/05/2022	**0.3J**	<0.5	<0.5	<0.5	<0.5	<0.5	<1	**1.8**	<1	<0.5	<0.5	<0.5	<0.5	<0.5	<2	<0.5	<2	<0.5	<2	<0.5	<0.5	<0.5	<0.5	<0.5	<1	<0.5	<0.5	<1	<1.5	<1	<0.5	<50	<50	<50	<50
92585900	MW-94_20220202	MW-94	02/02/2022	<5	<0.5	<0.5	<0.5	<0.5	<0.5	<1	**1.5**	<1	<0.5	<0.5	<0.5	<0.5	<0.5	<2	<0.5	<2	<0.5	<2	<0.5	<0.5	<0.5	<0.5	<0.5	<1	<0.5	<0.5	<1	<1.5	<1	<0.5	<50	<50	<50	<50
92591151	MW-94_20220302	MW-94	03/02/2022	**1.0J**	<0.5	<0.5	<0.5	<0.5	<0.5	<1	**1.8**	<1	<0.5	<0.5	<0.5	<0.5	<0.5	<2	<0.5	<2	<0.5	<2	<0.5	<0.5	<0.5	<0.5	<0.5	<1	<0.5	<0.5	<1	<1.5	<1	<0.5	<50	<50	<50	<50

Table 5A
Summary of Monitoring Well Sampling Results

Colonial Pipeline Company
2020-L1-SR2448
Huntersville, North Carolina

Lab Report Number	Sample ID	Well ID	Sample Date	Metals (µg/L)	VOCs (µg/L)																														MADEP VPH (µg/L)			
				Lead	Benzene	Bromochloromethane	Bromodichloromethane	n-Butylbenzene	sec-Butylbenzene	Chloroethane	Chloroform	Chloromethane	2-Chlorotoluene	Dibromochloromethane	1,2-Dichloroethane	Diisopropyl ether	Ethylbenzene	Hexachloro-1,3-butadiene	Isopropylbenzene (Cumene)	Methylene Chloride	Methyl-tert-butyl ether	Naphthalene	n-Propylbenzene	Styrene	Tetrachloroethene	Toluene	Trichloroethene	Trichlorofluoromethane	1,2,4-Trimethylbenzene	1,3,5-Trimethylbenzene	Vinyl chloride	Xylene (Total)	m&p-Xylene	o-Xylene	C5 - C8 Aliphatics	C9 - C12 Aliphatics	C9 - C10 Aromatics	VPH (Total)
NCAC 2L Standards				**15**	**1**	**NE**	**0.6**	**70**	**70**	**3000**	**70**	**3**	**100**	**0.4**	**0.4**	**70**	**600**	**0.4**	**70**	**5**	**20**	**6**	**70**	**70**	**0.7**	**600**	**3**	**2000**	**400**	**400**	**0.03**	**500**	**500**	**500**	**400**	**700**	**200**	**NE**
IMAC Standards				--	--	--	--	--	--	--	--	--	--	--	--	--	--	--	--	--	--	--	--	--	--	--	--	--	--	--	--	--	--	--	--	--	--	--
92564492	MW-95_20211001	MW-95	10/01/2021	<0.5	<0.5	<0.5	<0.5	<0.5	<0.5	<0.5	**0.59**	<0.6	<0.5	<0.5	<0.5	**2.3**	<0.5	<0.6	<0.5	<5	**0.32J**	<0.5	<0.5	<0.5	<0.5	<0.5	<0.5	**0.35J**	<0.5	<0.5	<0.5	<1.5	<1	<0.5	<100	<100	<100	NA
92570816	MW-95_20211104	MW-95	11/04/2021	<5	<0.5	<0.5	<0.5	<0.5	<0.5	<1	<0.5	<1	<0.5	<0.5	<0.5	**2.1**	<0.5	<2	<0.5	<2	<0.5	<2	<0.5	<0.5	<0.5	<0.5	<0.5	**0.51J**	<0.5	<0.5	<1	<1.5	<1	<0.5	<50	<50	<50	<50
92570816	DUP-2-20211104	MW-95	11/04/2021	<5	<0.5	<0.5	<0.5	<0.5	<0.5	<1	<0.5	<1	<0.5	<0.5	<0.5	**2.1**	<0.5	<2	<0.5	<2	<0.5	<2	<0.5	<0.5	<0.5	<0.5	<0.5	**0.32J**	<0.5	<0.5	<1	<1.5	<1	<0.5	<50	<50	<50	<50
92575770	MW-95_20211203	MW-95	12/03/2021	<5	<0.5	<0.5	<0.5	<0.5	<0.5	<1	<0.5	<1	<0.5	<0.5	<0.5	**0.48J**	<0.5	<2	<0.5	<2	<0.5	<2	<0.5	<0.5	<0.5	<0.5	<0.5	<1	<0.5	<0.5	<1	<1.5	<1	<0.5	<50	<50	<50	<50
92583376	MW-95_20220106	MW-95	01/06/2022	**0.1J**	<0.5	<0.5	<0.5	<0.5	<0.5	<1	<0.5	<1	<0.5	<0.5	<0.5	<0.5	**0.65**	<2	<0.5	<2	<0.5	<2	<0.5	<0.5	<0.5	**1.4**	<0.5	<1	**1.8**	**0.47J**	<1	**4.5**	**3.0**	**1.5**	<50	<50	<50	<50
92586178	MW-95_20220203	MW-95	02/03/2022	<5	<0.5	<0.5	<0.5	<0.5	<0.5	<1	<0.5	<1	<0.5	<0.5	<0.5	**0.95**	<0.5	<2	<0.5	<2	<0.5	<2	<0.5	<0.5	<0.5	<0.5	<0.5	<1	<0.5	<0.5	<1	<1.5	<1	<0.5	<50	<50	<50	<50
92591151	MW-95_20220302	MW-95	03/02/2022	<5	<0.5	<0.5	<0.5	<0.5	<0.5	<1	<0.5	<1	<0.5	<0.5	<0.5	**0.51**	<0.5	<2	<0.5	<2	<0.5	<2	<0.5	<0.5	<0.5	<0.5	<0.5	<1	<0.5	<0.5	<1	<1.5	<1	<0.5	<50	<50	<50	<50
92564492	MW-96_20211001	MW-96	10/01/2021	<0.5	<0.5	<0.5	<0.5	<0.5	<0.5	<0.5	<0.5	<0.6	<0.5	<0.5	<0.5	<0.5	<0.5	<0.6	<0.5	<5	<0.5	<0.5	<0.5	<0.5	<0.5	**0.13J**	<0.5	<0.5	<0.5	<0.5	<0.5	<1.5	<1	<0.5	<100	<100	<100	NA
92570816	MW-96_20211104	MW-96	11/04/2021	<5	<0.5	<0.5	<0.5	<0.5	<0.5	<1	<0.5	<1	<0.5	<0.5	<0.5	<0.5	<0.5	<2	<0.5	<2	<0.5	<2	<0.5	<0.5	<0.5	<0.5	<0.5	<1	<0.5	<0.5	<1	<1.5	<1	<0.5	<50	<50	<50	<50
92575770	MW-96_20211203	MW-96	12/03/2021	<5	<0.5	<0.5	<0.5	<0.5	<0.5	<1	<0.5	<1	<0.5	<0.5	<0.5	<0.5	<0.5	<2	<0.5	<2	<0.5	<2	<0.5	<0.5	<0.5	<0.5	<0.5	<1	<0.5	<0.5	<1	<1.5	<1	<0.5	<50	<50	<50	<50
92583376	MW-96_20220106	MW-96	01/06/2022	**0.53J**	<0.5	<0.5	<0.5	<0.5	<0.5	<1	<0.5	<1	<0.5	<0.5	<0.5	<0.5	<0.5	<2	<0.5	<2	<0.5	<2	<0.5	<0.5	<0.5	**0.60**	<0.5	<1	<0.5	<0.5	<1	**0.76J**	**0.76J**	<0.5	<50	<50	<50	<50
92586178	MW-96_20220203	MW-96	02/03/2022	**4.9J**	<0.5	<0.5	<0.5	<0.5	<0.5	<1	<0.5	<1	<0.5	<0.5	<0.5	<0.5	<0.5	<2	<0.5	<2	<0.5	<2	<0.5	<0.5	<0.5	<0.5	<0.5	<1	<0.5	<0.5	<1	<1.5	<1	<0.5	<50	<50	<50	<50
92591151	MW-96_20220302	MW-96	03/02/2022	<5	<0.5	<0.5	<0.5	<0.5	<0.5	<1	<0.5	<1	<0.5	<0.5	<0.5	<0.5	<0.5	<2	<0.5	<2	<0.5	<2	<0.5	<0.5	<0.5	<0.5	<0.5	<1	<0.5	<0.5	<1	<1.5	<1	<0.5	<50	<50	<50	<50
Bedrock Unit Monitoring Wells																																						
92564084	MW-04D_20210929	MW-04D	09/29/2021	**4.5J**	<0.5	<0.5	<0.5	<0.5	<0.5	<0.5	<0.5	<2	<0.5	<0.5	<0.5	<0.5	<0.5	<0.6	<0.5	<5	<0.5	<0.5	<0.5	<0.5	<0.5	**0.16J**	<0.5	<0.5	<0.5	<0.5	<0.5	**0.32J**	**0.23J**	**0.09J**	<100	<100	<100	NA
92570816	MW-04D_20211104	MW-04D	11/04/2021	<5	<0.5	<0.5	<0.5	<0.5	<0.5	<1	<0.5	<1	<0.5	<0.5	<0.5	<0.5	<0.5	<2	<0.5	<2	<0.5	<2	<0.5	<0.5	<0.5	<0.5	<0.5	<1	<0.5	<0.5	<1	<1.5	<1	<0.5	<50	<50	<50	<50
92575654	MW-04D_20211202	MW-04D	12/02/2021	<5	<0.5	<0.5	<0.5	<0.5	<0.5	<1	<0.5	<1	<0.5	<0.5	<0.5	<0.5	<0.5	<2	<0.5	<2	<0.5	<2	<0.5	<0.5	<0.5	<0.5	<0.5	<1	<0.5	<0.5	<1	<1.5	<1	<0.5	<50	<50	<50	<50
92581742	MW-04D_20220107	MW-04D	01/07/2022	**0.21J**	<0.5	<0.5	<0.5	<0.5	<0.5	<1	<0.5	<1	<0.5	<0.5	<0.5	<0.5	<0.5	<2	<0.5	<2	<0.5	<2	<0.5	<0.5	<0.5	<0.5	<0.5	<1	<0.5	<0.5	<1	<1.5	<1	<0.5	<50	<50	<50	<50
92586178	MW-04D_20220203	MW-04D	02/03/2022	<5	<0.5	<0.5	<0.5	<0.5	<0.5	<1	<0.5	<1	<0.5	<0.5	<0.5	<0.5	<0.5	<2	<0.5	<2	<0.5	<2	<0.5	<0.5	<0.5	<0.5	<0.5	<1	<0.5	<0.5	<1	<1.5	<1	<0.5	**191**	<50	<50	**260**
92591327	MW-04D_20220303	MW-04D	03/03/2022	<5	<0.5	<0.5	<0.5	<0.5	<0.5	<1	<0.5	<1	<0.5	<0.5	<0.5	<0.5	<0.5	<2	<0.5	<2	<0.5	<2	<0.5	<0.5	<0.5	<0.5	<0.5	<1	<0.5	<0.5	<1	<1.5	<1	<0.5	<50	<50	<50	<50
92515762	MW-7D (120-127)'	MW-07D	01/10/2021	**18.8**	<0.50	<0.50	<0.50	<0.50	<0.50	<1.0	<0.50	<1.0	<0.50	<0.50	<0.50	<0.50	<0.50	<2.0	<0.50	<2.0	<0.50	<2.0	<0.50	<0.50	<0.50	**66.9**	<0.50	<1.0	<0.50	<0.50	<1.0	<1.5	<1.0	<0.50	**132**	<100	<100	**132**
92515762	DUP-6	MW-07D	01/10/2021	**7**	<0.50	<0.50	<0.50	<0.50	<0.50	<1.0	<0.50	<1.0	<0.50	<0.50	<0.50	<0.50	<0.50	<2.0	<0.50	<2.0	<0.50	<2.0	<0.50	<0.50	<0.50	**60.2**	<0.50	<1.0	<0.50	<0.50	<1.0	<1.5	<1.0	<0.50	**127**	<100	<100	**127**
92515762	MW-7D (84-91)'	MW-07D	01/11/2021	**15.5**	<0.50	<0.50	<0.50	<0.50	<0.50	<1.0	<0.50	<1.0	<0.50	<0.50	<0.50	<0.50	<0.50	<2.0	<0.50	<2.0	<0.50	<2.0	<0.50	<0.50	<0.50	**146**	<0.50	<1.0	<0.50	<0.50	<1.0	<1.5	<1.0	<0.50	**285**	<100	<100	**285**
92521237	MW-7D_20210209	MW-07D	02/09/2021	<5	<1	<1	<1	<1	<1	<2	<1	<2	<1	<1	<1	<1	<1	<4	<1	<4	<1	<4	<1	<1	<1	**184**	<1	<2	<1	<1	<2	<3	<2	<1	**360**	<100	<100	**360**
92526618	MW-07D_20210309	MW-07D	03/09/2021	<5	<0.5	<0.5	<0.5	<0.5	<0.5	<1	<0.5	<1	<0.5	<0.5	<0.5	<0.5	<0.5	<2	<0.5	<2	<0.5	<2	<0.5	<0.5	<0.5	**0.66**	<0.5	<1	<0.5	<0.5	<1	<1.5	<1	<0.5	<100	<100	<100	<100
92532417	MW-07D_20210408	MW-07D	04/08/2021	<5	<0.5	<0.5	<0.5	<0.5	<0.5	<1	<0.5	<1	<0.5	<0.5	<0.5	<0.5	<0.5	<2	<0.5	<2	<0.5	<2	<0.5	<0.5	<0.5	<0.5	<0.5	<1	<0.5	<0.5	<1	<1.5	<1	<0.5	<50	<50	<50	<50
92537784	MW-07D_20210507	MW-07D	05/07/2021	<5	<0.5	<0.5	<0.5	<0.5	<0.5	<1	<0.5	<1	<0.5	<0.5	<0.5	<0.5	<0.5	<2	<0.5	<2	<0.5	<2	<0.5	<0.5	<0.5	<0.5	<0.5	<1	<0.5	<0.5	<1	<1.5	<1	<0.5	<50	<50	<50	<50
92542375	MW-07D_20210603	MW-07D	06/03/2021	<5	<0.5	<0.5	<0.5	<0.5	<0.5	<1	<0.5	<1	<0.5	<0.5	<0.5	<0.5	<0.5	<2	<0.5	<2	<0.5	<2	<0.5	<0.5	<0.5	<0.5	<0.5	<1	<0.5	<0.5	<1	<1.5	<1	<0.5	<50	<50	<50	<50
92548787	MW-07D_20210709	MW-07D	07/09/2021	<5	<0.5	<0.5	<0.5	<0.5	<0.5	<1	<0.5	<1	<0.5	<0.5	<0.5	<0.5	<0.5	<2	<0.5	<2	<0.5	<2	<0.5	<0.5	<0.5	<0.5	<0.5	<1	<0.5	<0.5	<1	<1.5	<1	<0.5	<50	<50	<50	<50
92554137	MW-07D_20210805	MW-07D	08/05/2021	<5	<0.5	<0.5	<0.5	<0.5	<0.5	<1	<0.5	<1	<0.5	<0.5	<0.5	<0.5	<0.5	<2	<0.5	<2	<0.5	<2	<0.5	<0.5	<0.5	<0.5	<0.5	<1	<0.5	<0.5	<1	<1.5	<1	<0.5	<50	<50	<50	<50
92554137	DUP-1-20210805	MW-07D	08/05/2021	<5	<0.5	<0.5	<0.5	<0.5	<0.5	<1	<0.5	<1	<0.5	<0.5	<0.5	<0.5	<0.5	<2	<0.5	<2	<0.5	<2	<0.5	<0.5	<0.5	<0.5	<0.5	<1	<0.5	<0.5	<1	<1.5	<1	<0.5	<50	<50	<50	<50
92559014	MW-07D_20210901	MW-07D	09/01/2021	**4.9J**	<0.5	<0.5	<0.5	<0.5	<0.5	<1	<0.5	<1	<0.5	<0.5	<0.5	**0.86**	<0.5	<2	<0.5	<2	<0.5	<2	<0.5	<0.5	<0.5	<0.5	<0.5	<1	<0.5	<0.5	<1	<1.5	<1	<0.5	<50	<50	<50	<50
92563487	MW-07D_20210927	MW-07D	09/27/2021	<5	**2.8**	<0.5	<0.5	<0.5	<0.5	<0.5	<0.5	<1	<0.5	<0.5	<0.5	**9.9**	**0.65**	<0.6	<0.5	<5	**4.4**	<0.5	<0.5	<0.5	<0.5	**0.42J**	<0.5	<0.5	**0.24J**	<0.5	<0.5	**2.9**	**1.9**	**1.0**	<100	<100	<100	NA
92566046	MW-07D_20211011	MW-07D	10/11/2021	<5.0	**13**	<0.5	<0.5	<0.5	<0.5	<0.5	<0.5	<2	<0.5	<0.5	<0.5	**14**	**0.81**	<0.6	<0.5	<5	**7.4**	<0.5	**0.13J**	<0.5	<0.5	**1.0J**	<0.5	<0.5	**0.88J**	**0.3J**	<0.5	**8.5**	**4**	**4.5**	<100	<100	<100	NA
92570483	MW-07D_20211103	MW-07D	11/03/2021	<5	**28.0**	<0.5	<0.5	<0.5	<0.5	<1	<0.5	<1	<0.5	<0.5	<0.5	**15.3**	<0.5	<2	<0.5	<2	**6.9**	<2	<0.5	<0.5	<0.5	**0.92**	<0.5	<1	**1.3**	<0.5	<1	**9.0**	**3.3**	**5.7**	**151**	<50	<50	**176**
92570483	DUP-1-20211103	MW-07D	11/03/2021	<5	**29.9**	<0.5	<0.5	<0.5	<0.5	<1	<0.5	<1	<0.5	<0.5	<0.5	**15.8**	<0.5	<2	<0.5	<2	**7.2**	<2	<0.5	<0.5	<0.5	**1.1**	<0.5	<1	**1.4**	<0.5	<1	**10.2**	**3.7**	**6.5**	**176**	<50	<50	**202**
92575654	MW-07D_20211202	MW-07D	12/02/2021	<5	**18.3**	<0.5	<0.5	<0.5	<0.5	<1	<0.5	<1	<0.5	<0.5	<0.5	**10.1**	<0.5	<2	<0.5	<2	**4.5**	<2	<0.5	<0.5	<0.5	<0.5	<0.5	<1	<0.5	<0.5	<1	**4.2**	<1	**4.2**	**86.9**	<50	<50	**97.2**
92583209	MW-07D_20220105	MW-07D	01/05/2022	<5	**33.4**	<0.5	<0.5	<0.5	<0.5	<1	<0.5	<1	<0.5	<0.5	<0.5	**12.1**	<0.5	<2	<0.5	<2	**5.9**	<2	<0.5	<0.5	<0.5	**1.5**	<0.5	<1	<0.5	<0.5	<1	**5.9**	<1	**5.9**	**131**	<50	<50	**143**
92585900	MW-07D_20220202	MW-07D	02/02/2022	<5	**0.66**	<0.5	<0.5	<0.5	<0.5	<1	<0.5	<1	<0.5	<0.5	<0.5	**2.0**	<0.5	<2	<0.5	<2	**0.97**	<2	<0.5	<0.5	<0.5	<0.5	<0.5	<1	<0.5	<0.5	<1	<1.5	<1	<0.5	<50	<50	<50	<50
92591151	MW-07D_20220302	MW-07D	03/02/2022	<5	**5.8**	<0.5	<0.5	<0.5	<0.5	<1	<0.5	<1	<0.5	<0.5	<0.5	**4.2**	<0.5	<2	<0.5	<2	**1.7**	<2	<0.5	<0.5	<0.5	<0.5	<0.5	<1	<0.5	<0.5	<1	**1.1**	<1	**1.1**	<50	<50	<50	<50
92526264	MW-14D_20210308	MW-14D	03/08/2021	**59.2**	<0.5	<0.5	<0.5	<0.5	<0.5	<1	**1.2**	<1	<0.5	<0.5	<0.5	**0.51**	<0.5	<2	<0.5	<2	<0.5	<2	<0.5	<0.5	<0.5	<0.5	<0.5	<1	<0.5	<0.5	<1	<1.5	<1	<0.5	<100	<100	<100	<100
92531231	MW-14D_20210405	MW-14D	04/05/2021	**143**	<0.5	<0.5	<0.5	<0.5	<0.5	<1	**0.97**	<1	<0.5	<0.5	<0.5	<0.5	<0.5	<2	<0.5	<2	<0.5	<2	<0.5	<0.5	<0.5	<0.5	<0.5	<1	<0.5	<0.5	<1	<1.5	<1	<0.5	<50	<50	<50	<50
92536726	MW-14D_20210504	MW-14D	05/04/2021	**13.5**	<0.5	<0.5	<0.5	<0.5	<0.5	<1	<0.5	<1	<0.5	<0.5	<0.5	<0.5	<0.5	<2	<0.5	<2	<0.5	<2	<0.5	<0.5	<0.5	<0.5	<0.5	<1	<0.5	<0.5	<1	<1.5	<1	<0.5	<50	<50	<50	<50
92541703	MW-14D_20210601	MW-14D	06/01/2021	<5	<0.5	<0.5	<0.5	<0.5	<0.5	<1	<0.5	<1	<0.5	<0.5	<0.5	<0.5	<0.5	<2	<0.5	<2	<0.5	<2	<0.5	<0.5	<0.5	<0.5	<0.5	<1	<0.5	<0.5	<1	<1.5	<1	<0.5	<50	<50	<50	<50
92547899	MW-14D_20210706	MW-14D	07/06/2021	<5	<0.5	<0.5	<0.5	<0.5	<0.5	<1	<0.5	<1	<0.5	<0.5	<0.5	<0.5	<0.5	<2	<0.5	<2	<0.5	<2	<0.5	<0.5	<0.5	<0.5	<0.5	<1	<0.5	<0.5	<1	<1.5	<1	<0.5	<50	<50	<50	<50
92553065	MW-14D_20210802	MW-14D	08/02/2021	<5	<0.5	<0.5	<0.5	<0.5	<0.5	<1	<0.5	<1	<0.5	<0.5	<0.5	<0.5	<0.5	<2	<0.5	<2	<0.5	<2	<0.5	<0.5	<0.5	<0.5	<0.5	<1	<0.5	<0.5	<1	<1.5	<1	<0.5	<50	<50	<50	<50
92558447	MW-14D_20210830	MW-14D	08/30/2021	<5	<0.5	<0.5	<0.5	<0.5	<0.5	<1	<0.5	<1	<0.5	<0.5	<0.5	<0.5	<0.5	<2	<0.5	<2	<0.5	<2	<0.5	<0.5	<0.5	<0.5	<0.5	<1	<0.5	<0.5	<1	<1	<1	<0.5	<50	<50	<50	<50
92564084	MW-14D_20210929	MW-14D	09/29/2021	<5.0	<0.5	<0.5	<0.5	<0.5	<0.5	<0.5	<0.5	<0.6	<0.5	<0.5	<0.5	<0.5	<0.5	<0.6	<0.5	<5	<0.5	<0.5	<0.5	<0.5	<0.5	**0.21J**	<0.5	<0.5	<0.5	<0.5	<0.5	**0.61J**	**0.45J**	**0.16J**	<100	<100	<100	NA
92570178	MW-14D_20211102	MW-14D	11/02/2021	<5	<0.5	<0.5	<0.5	<0.5	<0.5	<1	<0.5	<1	<0.5	<0.5	<0.5	<0.5	<0.5	<2	<0.5	<2	<0.5	<2	<0.5	<0.5	<0.5	<0.5	<0.5	<1	<0.5	<0.5	<1	<1.5	<1	<0.5	<50	<50	<50	<50
92574905	MW-14D_20211130	MW-14D	11/30/2021	<5	<0.5	<0.5	<0.5	<0.5	<0.5	<1	<0.5	<1	<0.5	<0.5	<0.5	<0.5	<0.5	<2	<0.5	<2	<0.5	<2	<0.5	<0.5	<0.5	<0.5	<0.5	<1	<0.5	<0.5	<1	<1.5	<1	<0.5	<50	<50	<50	<50

Table 5A
Summary of Monitoring Well Sampling Results

Colonial Pipeline Company
2020-L1-SR2448
Huntersville, North Carolina

Lab Report Number	Sample ID	Well ID	Sample Date	Metals (µg/L)	VOCs (µg/L)																													MADEP VPH (µg/L)			
				Lead	Benzene	Bromochloromethane	Bromodichloromethane	n-Butylbenzene	sec-Butylbenzene	Chloroethane	Chloroform	Chloromethane	2-Chlorotoluene	Dibromochloromethane	1,2-Dichloroethane	Diisopropyl ether	Ethylbenzene	Hexachloro-1,3-butadiene	Isopropylbenzene (Cumene)	Methylene Chloride	Methyl-tert-butyl ether	Naphthalene	n-Propylbenzene	Styrene	Tetrachloroethene	Toluene	Trichloroethene	Trichlorofluoromethane	1,2,4-Trimethylbenzene	1,3,5-Trimethylbenzene	Vinyl chloride	Xylene (Total)	m&p-Xylene	o-Xylene	C5 - C8 Aliphatics	C9 - C12 Aliphatics	C9 - C10 Aromatics	VPH (Total)
			NCAC 2L Standards	**15**	**1**	**NE**	**0.6**	**70**	**70**	**3000**	**70**	**3**	**100**	**0.4**	**0.4**	**70**	**600**	**0.4**	**70**	**5**	**20**	**6**	**70**	**70**	**0.7**	**600**	**3**	**2000**	**400**	**400**	**0.03**	**500**	**500**	**500**	**400**	**700**	**200**	**NE**
			IMAC Standards	--	--	--	--	--	--	--	--	--	--	--	--	--	--	--	--	--	--	--	--	--	--	--	--	--	--	--	--	--	--	--	--	--	--	--
92580645 92580644	MW-14D_20220103	MW-14D	01/03/2022	**0.18J**	<0.5	<0.5	<0.5	<0.5	<0.5	<1	<0.5	<1	<0.5	<0.5	<0.5	<0.5	<0.5	<2	<0.5	<2	<0.5	<2	<0.5	<0.5	<0.5	<0.5	<0.5	<1	<0.5	<0.5	<1	<1.5	<1	<0.5	<50	<50	<50	<50
92585316	MW-14D_20220131	MW-14D	01/31/2022	<5	<0.5	<0.5	<0.5	<0.5	<0.5	<1	<0.5	<1	<0.5	<0.5	<0.5	<0.5	<0.5	<2	<0.5	<2	<0.5	<2	<0.5	<0.5	<0.5	<0.5	<0.5	<1	<0.5	<0.5	<1	<1.5	<1	<0.5	<50	<50	<50	<50
92585316	DUP-2-20220131	MW-14D	01/31/2022	<5	<0.5	<0.5	<0.5	<0.5	<0.5	<1	<0.5	<1	<0.5	<0.5	<0.5	<0.5	<0.5	<2	<0.5	<2	<0.5	<2	<0.5	<0.5	<0.5	<0.5	<0.5	<1	<0.5	<0.5	<1	<1.5	<1	<0.5	<50	<50	<50	<50
92590515	MW-14D_20220228	MW-14D	02/28/2022	**0.24J**	<0.5	<0.5	<0.5	<0.5	<0.5	<1	<0.5	<1	<0.5	<0.5	<0.5	<0.5	<0.5	<2	<0.5	<2	<0.5	<2	<0.5	<0.5	<0.5	<0.5	<0.5	<1	<0.5	<0.5	<1	<1.5	<1	<0.5	<50	<50	<50	<50
92548519	MW-16D_20210708	MW-16D	07/08/2021	<5	<0.5	<0.5	<0.5	<0.5	<0.5	<1	<0.5	<1	<0.5	<0.5	<0.5	<0.5	<0.5	<2	<0.5	<2	<0.5	<2	<0.5	<0.5	<0.5	<0.5	<0.5	<1	<0.5	<0.5	<1	<1.5	<1	<0.5	<50	<50	<50	<50
92553519	MW-16D_20210804	MW-16D	08/04/2021	<5	<0.5	<0.5	<0.5	<0.5	<0.5	<1	<0.5	<1	<0.5	<0.5	<0.5	<0.5	<0.5	**3.6**	<0.5	<2	<0.5	<2	<0.5	<0.5	<0.5	**1.1**	<0.5	<1	<0.5	<0.5	<1	<1.5	<1	<0.5	<50	<50	<50	<50
92559332	MW-16D_20210902	MW-16D	09/02/2021	<5	<0.5	<0.5	<0.5	<0.5	<0.5	<1	<0.5	<1	<0.5	<0.5	<0.5	<0.5	<0.5	<2	<0.5	<2	<0.5	<2	<0.5	<0.5	<0.5	**1.1**	<0.5	<1	<0.5	<0.5	<1	<1.5	<1	<0.5	<50	<50	<50	<50
92564485	MW-16D_20211001	MW-16D	10/01/2021	<5.0	**0.13J**	<0.5	<0.5	<0.5	<0.5	<0.5	<0.5	<0.6	<0.5	<0.5	<0.5	<0.5	**0.15J**	<0.6	<0.5	<5	<0.5	<0.5	<0.5	<0.5	<0.5	**1.2**	<0.5	<0.5	**0.12J**	<0.5	<0.5	**1.16J**	**0.83J**	**0.33J**	<100	<100	<100	NA
92571046	MW-16D_20211105	MW-16D	11/05/2021	**5.0**	<0.5	<0.5	<0.5	<0.5	<0.5	<1	<0.5	<1	<0.5	<0.5	<0.5	<0.5	<0.5	<2	<0.5	<2	<0.5	<2	<0.5	<0.5	<0.5	**0.56**	<0.5	<1	<0.5	<0.5	<1	<1.5	<1	<0.5	<50	<50	<50	<50
92575206	MW-16D_20211201	MW-16D	12/01/2021	<5	<0.5	<0.5	<0.5	<0.5	<0.5	<1	<0.5	<1	<0.5	<0.5	<0.5	<0.5	<0.5	<2	<0.5	<2	<0.5	<2	<0.5	<0.5	<0.5	**0.56**	<0.5	<1	<0.5	<0.5	<1	<1.5	<1	<0.5	<50	<50	<50	<50
92581679	MW-16D_20220107	MW-16D	01/07/2022	**32.8J**	<0.5	<0.5	<0.5	<0.5	<0.5	<1	<0.5	<1	<0.5	<0.5	<0.5	<0.5	<0.5	<2	<0.5	<2	<0.5	<2	<0.5	<0.5	<0.5	<0.5	<0.5	<1	<0.5	<0.5	<1	<1.5	<1	<0.5	<50	<50	<50	<50
92585562	MW-16D_20220201	MW-16D	02/01/2022	**7.8**	<0.5	<0.5	<0.5	<0.5	<0.5	<1	<0.5	<1	<0.5	<0.5	<0.5	<0.5	<0.5	<2	<0.5	<2	<0.5	<2	<0.5	<0.5	<0.5	**0.78**	<0.5	<1	<0.5	<0.5	<1	<1.5	<1	<0.5	<50	<50	<50	<50
92590778	MW-16D_20220301	MW-16D	03/01/2022	**40.5**	<0.5	<0.5	<0.5	<0.5	<0.5	<1	<0.5	<1	<0.5	<0.5	<0.5	<0.5	<0.5	<2	<0.5	<2	<0.5	<2	<0.5	<0.5	<0.5	<0.5	<0.5	<1	<0.5	<0.5	<1	<1.5	<1	<0.5	<50	<50	<50	<50
92515755	MW-25D (125-139)	MW-25D	01/09/2021	**5.1**	<0.50	<0.50	<0.50	<0.50	<0.50	<1.0	<0.50	<1.0	<0.50	<0.50	<0.50	**1.2**	<0.50	<2.0	<0.50	<2.0	<0.50	<2.0	<0.50	<0.50	<0.50	<0.50	<0.50	<1.0	<0.50	<0.50	<1.0	<1.5	<1.0	<0.50	<100	<100	<100	<100
92515755	DUP-1-20210109	MW-25D	01/09/2021	<5.0	<0.50	<0.50	<0.50	<0.50	<0.50	<1.0	<0.50	<1.0	<0.50	<0.50	<0.50	**1.2**	<0.50	<2.0	<0.50	<2.0	<0.50	<2.0	<0.50	<0.50	<0.50	<0.50	<0.50	<1.0	<0.50	<0.50	<1.0	<1.5	<1.0	<0.50	<100	<100	<100	<100
92515869	MW-25D (83-90)	MW-25D	01/11/2021	**8.1**	<0.50	<0.50	<0.50	<0.50	<0.50	<1.0	<0.50	<1.0	<0.50	<0.50	<0.50	**0.88**	<0.50	<2.0	<0.50	<2.0	<0.50	<2.0	<0.50	<0.50	<0.50	**131**	<0.50	<1.0	<0.50	<0.50	<1.0	<1.5	<1.0	<0.50	**118**	<100	<100	**118**
92515869	MW-25D (108-115)	MW-25D	01/11/2021	**7.9**	<0.50	<0.50	<0.50	<0.50	<0.50	<1.0	<0.50	<1.0	<0.50	<0.50	<0.50	**0.91**	<0.50	<2.0	<0.50	<2.0	<0.50	<2.0	<0.50	<0.50	<0.50	**34.1**	<0.50	<1.0	<0.50	<0.50	<1.0	<1.5	<1.0	<0.50	<100	<100	<100	<100
92515869	MW-25D (115-122)	MW-25D	01/11/2021	<5.0	<0.50	<0.50	<0.50	<0.50	<0.50	<1.0	<0.50	<1.0	<0.50	<0.50	<0.50	**0.97**	<0.50	<2.0	<0.50	<2.0	<0.50	<2.0	<0.50	<0.50	<0.50	**3.8**	<0.50	<1.0	<0.50	<0.50	<1.0	<1.5	<1.0	<0.50	<100	<100	<100	<100
92515869	DUP-7	MW-25D	01/11/2021	<5.0	<0.50	<0.50	<0.50	<0.50	<0.50	<1.0	<0.50	<1.0	<0.50	<0.50	<0.50	**0.98**	<0.50	<2.0	<0.50	<2.0	<0.50	<2.0	<0.50	<0.50	<0.50	**4**	<0.50	<1.0	<0.50	<0.50	<1.0	<1.5	<1.0	<0.50	<100	<100	<100	<100
92521871	MW-25D_20210211	MW-25D	02/11/2021	<5	**1.5**	<0.5	<0.5	<0.5	<0.5	<1	<0.5	<1	<0.5	<0.5	<0.5	**0.69**	**1.5**	<2	<0.5	<2	<0.5	<2	<0.5	<0.5	<0.5	**19.9**	<0.5	<1	**1.6**	<0.5	<1	**8.1**	**5.4**	**2.7**	<100	<100	<100	**115**
92526977	MW-25D_20210310	MW-25D	03/10/2021	<5	<0.5	<0.5	<0.5	<0.5	<0.5	<1	<0.5	<1	<0.5	<0.5	<0.5	**1.2**	<0.5	<2	<0.5	<2	<0.5	<2	<0.5	<0.5	<0.5	<0.5	<0.5	<1	<0.5	<0.5	<1	<1.5	<1	<0.5	<100	<100	<100	<100
92532417	MW-25D_20210408	MW-25D	04/08/2021	<5	<0.5	<0.5	<0.5	<0.5	<0.5	<1	<0.5	<1	<0.5	<0.5	<0.5	**0.57**	<0.5	<2	<0.5	<2	<0.5	<2	<0.5	<0.5	<0.5	<0.5	<0.5	<1	<0.5	<0.5	<1	<1.5	<1	<0.5	<50	<50	<50	<50
92537784	MW-25D_20210507	MW-25D	05/07/2021	<5	<0.5	<0.5	<0.5	<0.5	<0.5	<1	<0.5	<1	<0.5	<0.5	<0.5	**1.2**	<0.5	<2	<0.5	<2	**0.44J**	<2	<0.5	<0.5	<0.5	<0.5	<0.5	<1	<0.5	<0.5	<1	<1.5	<1	<0.5	<50	<50	<50	<50
92542375	MW-25D_20210603	MW-25D	06/03/2021	<5	**0.46J**	<0.5	<0.5	<0.5	<0.5	<1	<0.5	<1	<0.5	<0.5	<0.5	**7.3**	<0.5	<2	<0.5	<2	**3.4**	<2	<0.5	<0.5	<0.5	<0.5	<0.5	<1	<0.5	<0.5	<1	<1.5	<1	<0.5	<50	<50	<50	<50
92548527	MW-25D_20210708	MW-25D	07/08/2021	**7.9**	**12.5**	<0.5	<0.5	<0.5	<0.5	<1	<0.5	<1	<0.5	<0.5	<0.5	**11.6**	**0.88**	<2	<0.5	<2	**6.4**	<2	<0.5	<0.5	<0.5	**0.64**	<0.5	<1	<0.5	<0.5	<1	**5.0**	**2.1**	**2.9**	**109**	<50	<50	**127**
92551300	MW-25D_20210722	MW-25D	07/22/2021	NA	**5.8**	NA	NA	NA	NA	NA	NA	NA	NA	NA	NA	NA	NA	NA	NA	NA	NA	NA	NA	NA	NA	NA	NA	NA	NA	NA	NA	NA	NA	NA	NA	NA	NA	NA
92554285	MW-25D_20210806	MW-25D	08/06/2021	<5	**4.8**	<0.5	<0.5	<0.5	<0.5	<1	<0.5	<1	<0.5	<0.5	<0.5	**15.5**	<0.5	<2	<0.5	<2	**8**	<2	<0.5	<0.5	<0.5	<0.5	<0.5	<1	<0.5	<0.5	<1	**1.1**	<1	**1.1**	**82.3**	<50	<50	**87.3**
92559360	MW-25D_20210902	MW-25D	09/02/2021	<5	<0.5	<0.5	<0.5	<0.5	<0.5	<1	<0.5	<1	<0.5	<0.5	<0.5	**2.7**	<0.5	<2	<0.5	<2	**1.2**	<2	<0.5	<0.5	<0.5	<0.5	<0.5	<1	<0.5	<0.5	<1	<1.5	<1	<0.5	<50	<50	<50	<50
92564084	MW-25D_20210929	MW-25D	09/29/2021	**4.7J**	<0.5	<0.5	<0.5	<0.5	<0.5	<0.5	<0.5	<0.6	<0.5	<0.5	<0.5	**0.34J**	<0.5	<0.6	<0.5	<5	**0.26J**	<0.5	<0.5	<0.5	<0.5	**0.28J**	<0.5	<0.5	**0.10J**	<0.5	<0.5	**0.73J**	**0.54J**	**0.19J**	<100	<100	<100	NA
92570816	MW-25D_20211104	MW-25D	11/04/2021	<5	<0.5	<0.5	<0.5	<0.5	<0.5	<1	<0.5	<1	<0.5	<0.5	<0.5	**0.5J**	<0.5	<2	<0.5	<2	<0.5	<2	<0.5	<0.5	<0.5	<0.5	<0.5	<1	<0.5	<0.5	<1	<1.5	<1	<0.5	<50	<50	<50	<50
92575654	MW-25D_20211202	MW-25D	12/02/2021	<5	<0.5	<0.5	<0.5	<0.5	<0.5	<1	<0.5	<1	<0.5	<0.5	<0.5	**1.3**	<0.5	<2	<0.5	<2	**0.72**	<2	<0.5	<0.5	<0.5	<0.5	<0.5	<1	<0.5	<0.5	<1	<1.5	<1	<0.5	<50	<50	<50	<50
92583376	MW-25D_20220106	MW-25D	01/06/2022	<5	<0.5	<0.5	<0.5	<0.5	<0.5	<1	<0.5	<1	<0.5	<0.5	<0.5	<0.5	<0.5	<2	<0.5	<2	<0.5	<2	<0.5	<0.5	<0.5	<0.5	<0.5	<1	<0.5	<0.5	<1	<1.5	<1	<0.5	<50	<50	<50	<50
92583376	DUP-1-20220106	MW-25D	01/06/2022	<5	<0.5	<0.5	<0.5	<0.5	<0.5	<1	<0.5	<1	<0.5	<0.5	<0.5	<0.5	<0.5	<2	<0.5	<2	<0.5	<2	<0.5	<0.5	<0.5	<0.5	<0.5	<1	<0.5	<0.5	<1	<1.5	<1	<0.5	<50	<50	<50	<50
92585900	MW-25D_20220202	MW-25D	02/02/2022	<5	<0.5	<0.5	<0.5	<0.5	<0.5	<1	<0.5	<1	<0.5	<0.5	<0.5	**0.31J**	<0.5	<2	<0.5	<2	<0.5	<2	<0.5	<0.5	<0.5	<0.5	<0.5	<1	<0.5	<0.5	<1	<1.5	<1	<0.5	<50	<50	<50	<50
92591151	MW-25D_20220302	MW-25D	03/02/2022	**1.1J**	<0.5	<0.5	<0.5	<0.5	<0.5	<1	<0.5	<1	<0.5	<0.5	<0.5	**0.38J**	<0.5	<2	<0.5	<2	<0.5	<2	<0.5	<0.5	<0.5	<0.5	<0.5	<1	<0.5	<0.5	<1	<1.5	<1	<0.5	<50	<50	<50	<50
92541992	MW-31D_20210602	MW-31D	06/02/2021	<5	<0.5	<0.5	<0.5	<0.5	<0.5	<1	<0.5	<1	<0.5	<0.5	<0.5	<0.5	<0.5	<2	<0.5	<2	<0.5	<2	<0.5	<0.5	<0.5	<0.5	<0.5	<1	<0.5	<0.5	<1	<1.5	<1	<0.5	<50	<50	<50	<50
92548170	MW-31D_20210707	MW-31D	07/07/2021	<5	<0.5	<0.5	<0.5	<0.5	<0.5	<1	<0.5	<1	<0.5	<0.5	<0.5	<0.5	<0.5	<2	<0.5	<2	<0.5	<2	<0.5	<0.5	<0.5	<0.5	<0.5	<1	<0.5	<0.5	<1	<1.5	<1	<0.5	<50	<50	<50	<50
92553189	MW-31D_20210803	MW-31D	08/03/2021	<5	<0.5	<0.5	<0.5	<0.5	<0.5	<1	<0.5	<1	<0.5	<0.5	<0.5	<0.5	<0.5	<2	<0.5	<2	<0.5	<2	<0.5	<0.5	<0.5	<0.5	<0.5	<1	<0.5	<0.5	<1	<1.5	<1	<0.5	<50	<50	<50	<50
92558741	MW-31D_20210831	MW-31D	08/31/2021	<5	<0.5	<0.5	<0.5	<0.5	<0.5	<1	<0.5	<1	<0.5	<0.5	<0.5	<0.5	<0.5	<2	<0.5	<2	<0.5	<2	<0.5	<0.5	<0.5	<0.5	<0.5	<1	<0.5	<0.5	<1	<1.5	<1	<0.5	<50	<50	<50	<50
92564485	MW-31D_20211001	MW-31D	10/01/2021	<5.0	<0.5	<0.5	<0.5	<0.5	<0.5	<0.5	<0.5	<0.6	<0.5	<0.5	<0.5	<0.5	<0.5	<0.6	<0.5	<5	<0.5	<0.5	<0.5	<0.5	<0.5	**0.12J**	<0.5	<0.5	<0.5	<0.5	<0.5	**0.34J**	**0.25J**	**0.09J**	<100	<100	<100	NA
92570181	MW-31D_20211102	MW-31D	11/02/2021	<5	<0.5	<0.5	<0.5	<0.5	<0.5	<1	<0.5	<1	<0.5	<0.5	<0.5	<0.5	<0.5	<2	<0.5	<2	<0.5	<2	<0.5	<0.5	<0.5	<0.5	<0.5	<1	<0.5	<0.5	<1	<1.5	<1	<0.5	<50	<50	<50	<50
92575206	MW-31D_20211201	MW-31D	12/01/2021	<5	<0.5	<0.5	<0.5	<0.5	<0.5	<1	<0.5	<1	<0.5	<0.5	<0.5	<0.5	<0.5	<2	<0.5	<2	<0.5	<2	<0.5	<0.5	<0.5	<0.5	<0.5	<1	<0.5	<0.5	<1	<1.5	<1	<0.5	<50	<50	<50	<50
92580930 92580955	MW-31D_20220104	MW-31D	01/04/2022	**0.40J**	<0.5	<0.5	<0.5	<0.5	<0.5	<1	<0.5	<1	<0.5	<0.5	<0.5	<0.5	<0.5	<2	<0.5	<2	<0.5	<2	<0.5	<0.5	<0.5	<0.5	<0.5	<1	<0.5	<0.5	<1	<1.5	<1	<0.5	<50	<50	<50	<50
92585562	MW-31D_20220201	MW-31D	02/01/2022	<5	<0.5	<0.5	<0.5	<0.5	<0.5	<1	<0.5	<1	<0.5	<0.5	<0.5	<0.5	<0.5	<2	<0.5	<2	<0.5	<2	<0.5	<0.5	<0.5	<0.5	<0.5	<1	<0.5	<0.5	<1	<1.5	<1	<0.5	<50	<50	<50	<50
92590778	MW-31D_20220301	MW-31D	03/01/2022	**6.5**	<0.5	<0.5	<0.5	<0.5	<0.5	<1	<0.5	<1	<0.5	<0.5	<0.5	<0.5	<0.5	<2	<0.5	<2	<0.5	<2	<0.5	<0.5	<0.5	<0.5	<0.5	<1	<0.5	<0.5	<1	<1.5	<1	<0.5	<50	<50	<50	<50
92514955	MW-36D (96.5-103.5)	MW-36D	01/05/2021	**40.5**	<0.50	<0.50	<0.50	<0.50	<0.50	<1.0	<0.50	<1.0	<0.50	<0.50	<0.50	<0.50	<0.50	<2.0	<0.50	<2.0	<0.50	<2.0	<0.50	<0.50	<0.50	**169**	<0.50	<1.0	<0.50	<0.50	<1.0	<1.5	<1.0	<0.50	**280**	<100	<100	**318**
92514955	DUP-2	MW-36D	01/05/2021	**47.3**	<0.50	<0.50	<0.50	<0.50	<0.50	<1.0	<0.50	<1.0	<0.50	<0.50	<0.50	<0.50	<0.50	<2.0	<0.50	<2.0	<0.50	<2.0	<0.50	<0.50	<0.50	**164**	<0.50	<1.0	<0.50	<0.50	<1.0	<1.5	<1.0	<0.50	**281**	<100	<100	**318**
92521237	MW-36D_20210209	MW-36D	02/09/2021	**72.1**	<0.5	<0.5	<0.5	<0.5	<0.5	<1	<0.5	<1	<0.5	<0.5	<0.5	<0.5	<0.5	<2	<0.5	<2	<0.5	<2	<0.5	<0.5	<0.5	**1.1**	<0.5	<1	<0.5	<0.5	<1	<1.5	<1	<0.5	<100	<100	<100	<100
92526618	MW-36D_20210309	MW-36D	03/09/2021	**76.9**	<0.5	<0.5	<0.5	<0.5	<0.5	<1	<0.5	<1	<0.5	<0.5	<0.5	<0.5	<0.5	<2	<0.5	<2	<0.5	<2	<0.5	<0.5	<0.5	<0.5	<0.5	<1	<0.5	<0.5	<1	<1.5	<1	<0.5	<100	<100	<100	<100

Table 5A
Summary of Monitoring Well Sampling Results

Colonial Pipeline Company
2020-L1-SR2448
Huntersville, North Carolina

Lab Report Number	Sample ID	Well ID	Sample Date	Metals (µg/L)	VOCs (µg/L)																														MADEP VPH (µg/L)			
				Lead	Benzene	Bromochloromethane	Bromodichloromethane	n-Butylbenzene	sec-Butylbenzene	Chloroethane	Chloroform	Chloromethane	2-Chlorotoluene	Dibromochloromethane	1,2-Dichloroethane	Diisopropyl ether	Ethylbenzene	Hexachloro-1,3-butadiene	Isopropylbenzene (Cumene)	Methylene Chloride	Methyl-tert-butyl ether	Naphthalene	n-Propylbenzene	Styrene	Tetrachloroethene	Toluene	Trichloroethene	Trichlorofluoromethane	1,2,4-Trimethylbenzene	1,3,5-Trimethylbenzene	Vinyl chloride	Xylene (Total)	m&p-Xylene	o-Xylene	C5 - C8 Aliphatics	C9 - C12 Aliphatics	C9 - C10 Aromatics	VPH (Total)
			NCAC 2L Standards	**15**	**1**	**NE**	**0.6**	**70**	**70**	**3000**	**70**	**3**	**100**	**0.4**	**0.4**	**70**	**600**	**0.4**	**70**	**5**	**20**	**6**	**70**	**70**	**0.7**	**600**	**3**	**2000**	**400**	**400**	**0.03**	**500**	**500**	**500**	**400**	**700**	**200**	**NE**
			IMAC Standards	--	--	--	--	--	--	--	--	--	--	--	--	--	--	--	--	--	--	--	--	--	--	--	--	--	--	--	--	--	--	--	--	--	--	--
92537489	MW-36DR_20210506	MW-36DR	05/05/2021	<5	<0.5	<0.5	<0.5	<0.5	<0.5	<1	<0.5	<1	<0.5	<0.5	<0.5	<0.5	<0.5	<2	<0.5	<2	<0.5	<2	<0.5	<0.5	<0.5	<0.5	<0.5	<1	<0.5	<0.5	<1	<1.5	<1	<0.5	<50	<50	<50	<50
92542611	MW-36DR_20210604	MW-36DR	06/04/2021	**5.1**	<0.5	<0.5	<0.5	<0.5	<0.5	<1	<0.5	<1	<0.5	<0.5	<0.5	<0.5	<0.5	<2	<0.5	<2	<0.5	<2	<0.5	<0.5	<0.5	<0.5	<0.5	<1	<0.5	<0.5	<1	<1.5	<1	<0.5	<50	<50	<50	<50
92548787	MW-36DR_20210709	MW-36DR	07/09/2021	**7.4**	<0.5	<0.5	<0.5	<0.5	<0.5	<1	<0.5	<1	<0.5	<0.5	<0.5	<0.5	<0.5	<2	<0.5	<2	<0.5	<2	<0.5	<0.5	<0.5	<0.5	<0.5	<1	<0.5	<0.5	<1	<1.5	<1	<0.5	<50	<50	<50	<50
92554285	MW-36DR_20210806	MW-36DR	08/06/2021	<5	<0.5	<0.5	<0.5	<0.5	<0.5	<1	<0.5	<1	<0.5	<0.5	<0.5	<0.5	<0.5	<2	<0.5	<2	<0.5	<2	<0.5	<0.5	<0.5	<0.5	<0.5	<1	<0.5	<0.5	<1	<1.5	<1	<0.5	<50	<50	<50	<50
92559360	MW-36DR_20210902	MW-36DR	09/02/2021	<5	<0.5	<0.5	<0.5	<0.5	<0.5	<1	<0.5	<1	<0.5	<0.5	<0.5	<0.5	<0.5	<2	<0.5	<2	<0.5	<2	<0.5	<0.5	<0.5	<0.5	<0.5	<1	<0.5	<0.5	<1	<1.5	<1	<0.5	<50	<50	<50	**68.2**
92559360	DUP-1-20210902	MW-36DR	09/02/2021	<5	<0.5	<0.5	<0.5	<0.5	<0.5	<1	<0.5	<1	<0.5	<0.5	<0.5	<0.5	<0.5	<2	<0.5	<2	<0.5	<2	<0.5	<0.5	<0.5	<0.5	<0.5	<1	<0.5	<0.5	<1	<1.5	<1	<0.5	<50	<50	<50	<50
92564084	MW-36DR_20210929	MW-36DR	09/29/2021	<5.0	<0.5	<0.5	<0.5	<0.5	<0.5	<0.5	<0.5	<2	<0.5	<0.5	<0.5	<0.5	<0.5	<0.6	<0.5	<5	<0.5	<0.5	<0.5	<0.5	<0.5	<0.5	<0.5	<0.5	<0.5	<0.5	<0.5	<1.5	<1	<0.5	<100	<100	<100	NA
92570816	MW-36DR_20211104	MW-36DR	11/04/2021	<5	<0.5	<0.5	<0.5	<0.5	<0.5	<1	<0.5	<1	<0.5	<0.5	<0.5	<0.5	<0.5	<2	<0.5	<2	<0.5	<2	<0.5	<0.5	<0.5	<0.5	<0.5	<1	<0.5	<0.5	<1	<1.5	<1	<0.5	<50	<50	<50	<50
92575770	MW-36DR_20211203	MW-36DR	12/03/2021	<5	<0.5	<0.5	<0.5	<0.5	<0.5	<1	<0.5	<1	<0.5	<0.5	<0.5	<0.5	<0.5	<2	<0.5	<2	<0.5	<2	<0.5	<0.5	<0.5	<0.5	<0.5	<1	<0.5	<0.5	<1	<1.5	<1	<0.5	<50	<50	<50	<50
92581742	MW-36DR_20220107	MW-36DR	01/07/2022	**0.19J**	<0.5	<0.5	<0.5	<0.5	<0.5	<1	<0.5	<1	<0.5	<0.5	<0.5	<0.5	<0.5	<2	<0.5	<2	<0.5	<2	<0.5	<0.5	<0.5	<0.5	<0.5	<1	<0.5	<0.5	<1	<1.5	<1	<0.5	<50	<50	<50	<50
92586178	MW-36DR_20220203	MW-36DR	02/03/2022	<5	<0.5	<0.5	<0.5	<0.5	<0.5	<1	<0.5	<1	<0.5	<0.5	<0.5	<0.5	<0.5	<2	<0.5	<2	<0.5	<2	<0.5	<0.5	<0.5	<0.5	<0.5	<1	<0.5	<0.5	<1	<1.5	<1	<0.5	<50	<50	<50	<50
92591327	MW-36DR_20220303	MW-36DR	03/03/2022	**0.11J**	<0.5	<0.5	<0.5	<0.5	<0.5	<1	<0.5	<1	<0.5	<0.5	<0.5	<0.5	<0.5	<2	<0.5	<2	<0.5	<2	<0.5	<0.5	<0.5	<0.5	<0.5	<1	<0.5	<0.5	<1	<1.5	<1	<0.5	<50	<50	<50	<50
92516451	MW-57D (91-101)	MW-57D	01/12/2021	**124**	<0.50	<0.50	<0.50	<0.50	<0.50	<1.0	<0.50	<1.0	<0.50	<0.50	<0.50	<0.50	<0.50	<2.0	<0.50	<2.0	<0.50	<2.0	<0.50	<0.50	<0.50	**8.0**	<0.50	<1.0	<0.50	<0.50	<1.0	<1.5	<1.0	<0.50	<100	<100	<100	<100
92521237	MW-57D_20210209	MW-57D	02/09/2021	**22.8**	<0.5	<0.5	<0.5	<0.5	<0.5	<1	<0.5	<1	<0.5	<0.5	<0.5	<0.5	<0.5	<2	<0.5	<2	<0.5	<2	<0.5	<0.5	<0.5	<0.5	<0.5	<1	<0.5	<0.5	<1	<1.5	<1	<0.5	<100	<100	<100	<100
92526618	MW-57D_20210309	MW-57D	03/09/2021	**8.0**	<0.5	<0.5	<0.5	<0.5	<0.5	<1	<0.5	<1	<0.5	<0.5	<0.5	<0.5	<0.5	<2	<0.5	<2	<0.5	<2	<0.5	<0.5	<0.5	<0.5	<0.5	<1	<0.5	<0.5	<1	<1.5	<1	<0.5	<100	<100	<100	<100
92530256	MW-57D_20210407	MW-57D	04/07/2021	**31.4**	<0.5	<0.5	<0.5	<0.5	<0.5	<1	<0.5	<1	<0.5	<0.5	<0.5	<0.5	<0.5	<2	<0.5	<2	<0.5	<2	<0.5	<0.5	<0.5	<0.5	<0.5	<1	<0.5	<0.5	<1	<1.5	<1	<0.5	<50	<50	<50	<50
92537784	MW-57D_20210507	MW-57D	05/07/2021	**19.4**	<0.5	<0.5	<0.5	<0.5	<0.5	<1	<0.5	<1	<0.5	<0.5	<0.5	<0.5	<0.5	<2	<0.5	<2	<0.5	<2	<0.5	<0.5	<0.5	<0.5	<0.5	<1	<0.5	<0.5	<1	<1.5	<1	<0.5	<50	<50	<50	<50
92542375	MW-57D_20210603	MW-57D	06/03/2021	**6.1**	<0.5	<0.5	<0.5	<0.5	<0.5	<1	<0.5	<1	<0.5	<0.5	<0.5	<0.5	<0.5	<2	<0.5	<2	<0.5	<2	<0.5	<0.5	<0.5	<0.5	<0.5	<1	<0.5	<0.5	<1	<1.5	<1	<0.5	<50	<50	<50	<50
92548527	MW-57D_20210708	MW-57D	07/08/2021	<5	<0.5	<0.5	<0.5	<0.5	<0.5	<1	<0.5	<1	<0.5	<0.5	<0.5	<0.5	<0.5	<2	<0.5	<2	<0.5	<2	<0.5	<0.5	<0.5	<0.5	<0.5	<1	<0.5	<0.5	<1	<1.5	<1	<0.5	<50	<50	<50	<50
92554137	MW-57D_20210805	MW-57D	08/05/2021	<5	<0.5	<0.5	<0.5	<0.5	<0.5	<1	<0.5	<1	<0.5	<0.5	<0.5	<0.5	<0.5	<2	<0.5	<2	<0.5	<2	<0.5	<0.5	<0.5	<0.5	<0.5	<1	<0.5	<0.5	<1	<1.5	<1	<0.5	<50	<50	<50	<50
92559014	MW-57D_20210901	MW-57D	09/01/2021	<5	<0.5	<0.5	<0.5	<0.5	<0.5	<1	<0.5	<1	<0.5	<0.5	<0.5	<0.5	<0.5	<2	<0.5	<2	<0.5	<2	<0.5	<0.5	<0.5	<0.5	<0.5	<1	<0.5	<0.5	<1	<1.5	<1	<0.5	<50	<50	<50	<50
92563804	MW-57D_20210928	MW-57D	09/28/2021	**4.8J**	<0.5	<0.5	<0.5	<0.5	<0.5	<0.5	<0.5	<0.6	<0.5	<0.5	<0.5	<0.5	<0.5	<0.6	<0.5	<5	<0.5	<0.5	<0.5	<0.5	<0.5	<0.5	<0.5	<0.5	<0.5	<0.5	<0.5	<1.5	<1	<0.5	<100	<100	<100	NA
92570816	MW-57D_20211104	MW-57D	11/04/2021	**14.2**	<0.5	<0.5	<0.5	<0.5	<0.5	<1	<0.5	<1	<0.5	<0.5	<0.5	<0.5	<0.5	<2	<0.5	<2	<0.5	<2	<0.5	<0.5	<0.5	<0.5	<0.5	<1	<0.5	<0.5	<1	<1.5	<1	<0.5	<50	<50	<50	<50
92575654	MW-57D_20211202	MW-57D	12/02/2021	<5	<0.5	<0.5	<0.5	<0.5	<0.5	<1	<0.5	<1	<0.5	<0.5	<0.5	<0.5	<0.5	<2	<0.5	<2	<0.5	<2	<0.5	<0.5	<0.5	<0.5	<0.5	<1	<0.5	<0.5	<1	<1.5	<1	<0.5	<50	<50	<50	<50
92583209	MW-57D_20220105	MW-57D	01/05/2022	**0.26J**	<0.5	<0.5	<0.5	<0.5	<0.5	<1	<0.5	<1	<0.5	<0.5	<0.5	<0.5	<0.5	<2	<0.5	<2	<0.5	<2	<0.5	<0.5	<0.5	<0.5	<0.5	<1	<0.5	<0.5	<1	<1.5	<1	<0.5	<50	<50	<50	<50
92585900	MW-57D_20220202	MW-57D	02/02/2022	<5	<0.5	<0.5	<0.5	<0.5	<0.5	<1	<0.5	<1	<0.5	<0.5	<0.5	<0.5	<0.5	<2	<0.5	<2	<0.5	<2	<0.5	<0.5	<0.5	<0.5	<0.5	<1	<0.5	<0.5	<1	<1.5	<1	<0.5	<50	<50	<50	<50
92591151	MW-57D_20220302	MW-57D	03/02/2022	**0.35J**	<0.5	<0.5	<0.5	<0.5	<0.5	<1	<0.5	<1	<0.5	<0.5	<0.5	<0.5	<0.5	<2	<0.5	<2	<0.5	<2	<0.5	<0.5	<0.5	<0.5	<0.5	<1	<0.5	<0.5	<1	<1.5	<1	<0.5	<50	<50	<50	<50
92515213	MW-59D (150-160)	MW-59D	01/06/2021	**6.9**	<0.50	<0.50	<0.50	<0.50	<0.50	<1.0	<0.50	<1.0	<0.50	<0.50	<0.50	<0.50	<0.50	<2.0	<0.50	<2.0	<0.50	<2.0	<0.50	<0.50	<0.50	**34.3**	<0.50	<1.0	<0.50	<0.50	<1.0	<1.5	<1.0	<0.50	<100	<100	<100	<100
92515213	DUP-3	MW-59D	01/06/2021	**9.9**	<0.50	<0.50	<0.50	<0.50	<0.50	<1.0	<0.50	<1.0	<0.50	<0.50	<0.50	<0.50	<0.50	<2.0	<0.50	<2.0	<0.50	<2.0	<0.50	<0.50	<0.50	**35**	<0.50	<1.0	<0.50	<0.50	<1.0	<1.5	<1.0	<0.50	<100	<100	<100	<100
92522123	MW-59D_20210212	MW-59D	02/12/2021	<5	<0.5	<0.5	<0.5	<0.5	<0.5	<1	<0.5	<1	<0.5	<0.5	<0.5	<0.5	<0.5	<2	<0.5	<2	<0.5	<2	<0.5	<0.5	<0.5	**23.3**	<0.5	<1	<0.5	<0.5	<1	<1.5	<1	<0.5	<100	<100	<100	<100
92526977	MW-59D_20210310	MW-59D	03/10/2021	**5.7**	<0.5	<0.5	<0.5	<0.5	<0.5	<1	<0.5	<1	<0.5	<0.5	<0.5	<0.5	<0.5	<2	<0.5	<2	<0.5	<2	<0.5	<0.5	<0.5	**13.1**	<0.5	<1	<0.5	<0.5	<1	<1.5	<1	<0.5	<100	<100	<100	<100
92532417	MW-59D_20210408	MW-59D	04/08/2021	<5	<0.5	<0.5	<0.5	<0.5	<0.5	<1	<0.5	<1	<0.5	<0.5	<0.5	<0.5	<0.5	<2	<0.5	<2	<0.5	<2	<0.5	<0.5	<0.5	<0.5	<0.5	<1	<0.5	<0.5	<1	<1.5	<1	<0.5	<50	<50	<50	<50
92537784	MW-59D_20210507	MW-59D	05/07/2021	<5	<0.5	<0.5	<0.5	<0.5	<0.5	<1	<0.5	<1	<0.5	<0.5	<0.5	<0.5	<0.5	<2	<0.5	<2	<0.5	<2	<0.5	<0.5	<0.5	<0.5	<0.5	<1	<0.5	<0.5	<1	<1.5	<1	<0.5	<50	<50	<50	<50
92542611	MW-59D_20210604	MW-59D	06/04/2021	<5	<0.5	<0.5	<0.5	<0.5	<0.5	<1	<0.5	<1	<0.5	<0.5	<0.5	<0.5	<0.5	<2	<0.5	<2	<0.5	<2	<0.5	<0.5	<0.5	**0.83**	<0.5	<1	<0.5	<0.5	<1	<1.5	<1	<0.5	<50	<50	<50	<50
92548787	MW-59D_20210709	MW-59D	07/09/2021	<5	<0.5	<0.5	<0.5	<0.5	<0.5	<1	<0.5	<1	<0.5	<0.5	<0.5	<0.5	<0.5	<2	<0.5	<2	<0.5	<2	<0.5	<0.5	<0.5	**0.55**	<0.5	<1	<0.5	<0.5	<1	<1.5	<1	<0.5	<50	<50	<50	<50
92514602	MW-61D(96.5-103.5)	MW-61D	01/04/2021	**8.3**	<0.50	<0.50	**2.8**	<0.50	<0.50	<1.0	**11.3**	<1.0	<0.50	**0.65**	<0.50	<0.50	<0.50	<2.0	<0.50	<2.0	<0.50	<2.0	<0.50	<0.50	<0.50	**2**	<0.50	<1.0	<0.50	<0.50	<1.0	<1.5	<1.0	<0.50	<100	<100	<100	<100
92514602	DUP-1	MW-61D	01/04/2021	**12**	<0.50	<0.50	**3**	<0.50	<0.50	**1.1**	**11.4**	<1.0	<0.50	**0.55**	<0.50	<0.50	<0.50	<2.0	<0.50	<2.0	<0.50	<2.0	<0.50	<0.50	<0.50	**1.5**	<0.50	<1.0	<0.50	<0.50	<1.0	<1.5	<1.0	<0.50	<100	<100	<100	<100
92521555	MW-61D_20210210	MW-61D	02/10/2021	<5	<0.5	<0.5	**3.3**	<0.5	<0.5	<1	**12.9**	<1	<0.5	**0.89**	<0.5	<0.5	<0.5	<2	<0.5	<2	<0.5	<2	<0.5	<0.5	<0.5	<0.5	<0.5	<1	<0.5	<0.5	<1	<1.5	<1	<0.5	<100	<100	<100	<100
92526977	MW-61D_20210310	MW-61D	03/10/2021	<5	<0.5	<0.5	**3.1**	<0.5	<0.5	<1	**12.0**	<1	<0.5	**0.59**	<0.5	<0.5	<0.5	<2	<0.5	<2	<0.5	<2	<0.5	<0.5	<0.5	<0.5	<0.5	<1	<0.5	<0.5	<1	<1.5	<1	<0.5	<100	<100	<100	<100
92530256	MW-61D_20210407	MW-61D	04/07/2021	<5	<0.5	<0.5	**2.8**	<0.5	<0.5	<1	**12.0**	<1	<0.5	**0.84**	<0.5	<0.5	<0.5	<2	<0.5	<2	<0.5	<2	<0.5	<0.5	<0.5	<0.5	<0.5	<1	<0.5	<0.5	<1	<1.5	<1	<0.5	<50	<50	<50	<50
92537784	MW-61D_20210507	MW-61D	05/07/2021	<5	<0.5	<0.5	**2.8**	<0.5	<0.5	<1	**12.7**	<1	<0.5	**0.67**	<0.5	<0.5	<0.5	<2	<0.5	<2	<0.5	<2	<0.5	<0.5	<0.5	<0.5	<0.5	<1	<0.5	<0.5	<1	<1.5	<1	<0.5	<50	<50	<50	<50
92541993	MW-61D_20210602	MW-61D	06/02/2021	<5	<0.5	<0.5	**2.5**	<0.5	<0.5	<1	**11.8**	<1	<0.5	**0.60**	<0.5	<0.5	<0.5	<2	<0.5	<2	<0.5	<2	<0.5	<0.5	<0.5	<0.5	<0.5	<1	<0.5	<0.5	<1	<1.5	<1	<0.5	<50	<50	<50	<50
92548787	MW-61D_20210709	MW-61D	07/09/2021	<5	<0.5	<0.5	**1.4**	<0.5	<0.5	<1	**7.1**	<1	<0.5	**0.36J**	<0.5	<0.5	<0.5	<2	<0.5	<2	<0.5	<2	<0.5	<0.5	<0.5	<0.5	<0.5	<1	<0.5	<0.5	<1	<1.5	<1	<0.5	<50	<50	<50	<50
92553563	MW-61D_20210804	MW-61D	08/04/2021	<5	<0.5	<0.5	**1.4**	<0.5	<0.5	<1	**6.6**	<1	<0.5	<0.5	<0.5	<0.5	<0.5	<2	<0.5	<2	<0.5	<2	<0.5	<0.5	<0.5	<0.5	<0.5	<1	<0.5	<0.5	<1	<1.5	<1	<0.5	<50	<50	<50	<50
92559014	MW-61D_20210901	MW-61D	09/01/2021	<5	<0.5	<0.5	**1.6**	<0.5	<0.5	<1	**8.0**	<1	<0.5	<0.5	<0.5	<0.5	<0.5	<2	<0.5	<2	<0.5	<2	<0.5	<0.5	<0.5	<0.5	<0.5	<1	<0.5	<0.5	<1	<1.5	<1	<0.5	<50	<50	<50	<50
92559014	DUP-2-20210901	MW-61D	09/01/2021	<5	<0.5	<0.5	**1.5**	<0.5	<0.5	<1	**7.1**	<1	<0.5	**0.41J**	<0.5	<0.5	<0.5	<2	<0.5	<2	<0.5	<2	<0.5	<0.5	<0.5	<0.5	<0.5	<1	<0.5	<0.5	<1	<1.5	<1	<0.5	<50	<50	<50	<50
92564336	MW-61D_20210929	MW-61D	09/29/2021	<5.0	<0.5	<0.5	**2.0**	<0.5	<0.5	<0.5	**9.0**	<0.6	<0.5	**0.38J**	<0.5	<0.5	<0.5	<0.6	<0.5	<5	<0.5	<0.5	<0.5	<0.5	<0.5	<0.5	<0.5	<0.5	<0.5	<0.5	<0.5	<1.5	<1	<0.5	<100	<100	<100	NA
92570483	MW-61D_20211103	MW-61D	11/03/2021	<5	<0.5	<0.5	**1.3**	<0.5	<0.5	<1	**6.3**	<1	<0.5	<0.5	<0.5	<0.5	<0.5	<2	<0.5	<2	<0.5	<2	<0.5	<0.5	<0.5	<0.5	<0.5	<1	<0.5	<0.5	<1	<1.5	<1	<0.5	<50	<50	<50	<50
92575654	MW-61D_20211202	MW-61D	12/02/2021	<5	<0.5	<0.5	**1.2**	<0.5	<0.5	<1	**5.6**	<1	<0.5	<0.5	<0.5	<0.5	<0.5	<2	<0.5	<2	<0.5	<2	<0.5	<0.5	<0.5	<0.5	<0.5	<1	<0.5	<0.5	<1	<1.5	<1	<0.5	<50	<50	<50	<50
92583376	MW-61D_20220106	MW-61D	01/06/2022	<5	<0.5	<0.5	**1.1**	<0.5	<0.5	<1	**4.9**	<1	<0.5	<0.5	<0.5	<0.5	<0.5	<2	<0.5	<2	<0.5	<2	<0.5	<0.5	<0.5	<0.5	<0.5	<1	<0.5	<0.5	<1	<1.5	<1	<0.5	<50	<50	<50	<50
92586178	MW-61D_20220203	MW-61D	02/03/2022	<5	<0.5	<0.5	**1.0**	<0.5	<0.5	<1	**4.8**	<1	<0.5	<0.5	<0.5	<0.5	<0.5	<2	<0.5	<2	<0.5	<2	<0.5	<0.5	<0.5	<0.5	<0.5	<1	<0.5	<0.5	<1	<1.5	<1	<0.5	<50	<50	<50	<50

Table 5A
Summary of Monitoring Well Sampling Results

Colonial Pipeline Company
2020-L1-SR2448
Huntersville, North Carolina

Lab Report Number	Sample ID	Well ID	Sample Date	Metals (µg/L)	VOCs (µg/L)																													MADEP VPH (µg/L)			
				Lead	Benzene	Bromochloromethane	Bromodichloromethane	n-Butylbenzene	sec-Butylbenzene	Chloroethane	Chloroform	Chloromethane	2-Chlorotoluene	Dibromochloromethane	1,2-Dichloroethane	Diisopropyl ether	Ethylbenzene	Hexachloro-1,3-butadiene	Isopropylbenzene (Cumene)	Methylene Chloride	Methyl-tert-butyl ether	Naphthalene	n-Propylbenzene	Styrene	Tetrachloroethene	Toluene	Trichloroethene	Trichlorofluoromethane	1,2,4-Trimethylbenzene	1,3,5-Trimethylbenzene	Vinyl chloride	Xylene (Total)	m&p-Xylene	o-Xylene	C5 - C8 Aliphatics	C9 - C12 Aliphatics	C9 - C10 Aromatics	VPH (Total)
			NCAC 2L Standards	**15**	**1**	**NE**	**0.6**	**70**	**70**	**3000**	**70**	**3**	**100**	**0.4**	**0.4**	**70**	**600**	**0.4**	**70**	**5**	**20**	**6**	**70**	**70**	**0.7**	**600**	**3**	**2000**	**400**	**400**	**0.03**	**500**	**500**	**500**	**400**	**700**	**200**	**NE**
			IMAC Standards	--	--	--	--	--	--	--	--	--	--	--	--	--	--	--	--	--	--	--	--	--	--	--	--	--	--	--	--	--	--	--	--	--	--	--
92591327	MW-61D_20220303	MW-61D	03/03/2022	<5	<0.5	<0.5	**0.84**	<0.5	<0.5	<1	**4.6**	<1	<0.5	<0.5	<0.5	<0.5	<0.5	<2	<0.5	<2	<0.5	<2	<0.5	<0.5	<0.5	<0.5	<0.5	<1	<0.5	<0.5	<1	<1.5	<1	<0.5	<50	<50	<50	<50
92515858	MW-62D (125-143)	MW-62D	01/07/2021	<5.0	<0.50	<0.50	<0.50	<0.50	<0.50	<1.0	<0.50	<1.0	<0.50	<0.50	<0.50	<0.50	<0.50	<2.0	<0.50	<2.0	<0.50	<2.0	<0.50	<0.50	<0.50	<0.50	<0.50	<1.0	<0.50	<0.50	<1.0	<1.5	<1.0	<0.50	<100	<100	<100	<100
92522265	MW-62D_20210215	MW-62D	02/15/2021	<5	<0.5	<0.5	<0.5	<0.5	<0.5	<1	<0.5	<1	<0.5	<0.5	<0.5	<0.5	<0.5	<2	<0.5	<2	<0.5	<2	<0.5	<0.5	<0.5	<0.5	<0.5	<1	<0.5	<0.5	<1	<1.5	<1	<0.5	<100	<100	<100	<100
92526264	MW-62D_20210308	MW-62D	03/08/2021	<5	<0.5	<0.5	<0.5	<0.5	<0.5	<1	<0.5	<1	<0.5	<0.5	<0.5	<0.5	<0.5	<2	<0.5	<2	<0.5	<2	<0.5	<0.5	<0.5	<0.5	<0.5	<1	<0.5	<0.5	<1	<1.5	<1	<0.5	<100	<100	<100	<100
92531580	MW-62D_20210406	MW-62D	04/06/2021	<5	<0.5	<0.5	<0.5	<0.5	<0.5	<1	<0.5	<1	<0.5	<0.5	<0.5	<0.5	**0.52**	<2	<0.5	<2	<0.5	<2	<0.5	<0.5	<0.5	<0.5	<0.5	<1	<0.5	<0.5	<1	**2.6**	**1.0**	**1.6**	<50	<50	<50	<50
92537466	MW-62D_20210506	MW-62D	05/06/2021	<5	<0.5	<0.5	<0.5	<0.5	<0.5	<1	<0.5	<1	<0.5	<0.5	<0.5	<0.5	**0.39J**	<2	<0.5	<2	<0.5	<2	<0.5	<0.5	<0.5	**0.68**	<0.5	<1	<0.5	<0.5	<1	**1.99**	**0.89J**	**1.1**	<50	<50	<50	<50
92541703	MW-62D_20210601	MW-62D	06/01/2021	<5	<0.5	<0.5	<0.5	<0.5	<0.5	<1	<0.5	<1	<0.5	<0.5	<0.5	<0.5	**0.78**	<2	<0.5	<2	<0.5	<2	<0.5	<0.5	<0.5	**3.1**	<0.5	<1	**0.69**	<0.5	<1	**4.40**	**2.6**	**1.8**	<50	<50	<50	<50
92547899	MW-62D_20210706	MW-62D	07/06/2021	<5	<0.5	<0.5	<0.5	<0.5	<0.5	<1	<0.5	<1	<0.5	<0.5	<0.5	<0.5	**0.45J**	<2	<0.5	<2	<0.5	<2	<0.5	<0.5	<0.5	**1.7**	<0.5	<1	<0.5	<0.5	<1	**2.35**	**1.5**	**0.85**	<50	<50	<50	<50
92553185	MW-62D_20210803	MW-62D	08/03/2021	<5	<0.5	<0.5	<0.5	<0.5	<0.5	<1	<0.5	<1	<0.5	<0.5	<0.5	<0.5	<0.5	<2	<0.5	<2	<0.5	<2	<0.5	<0.5	<0.5	**0.93**	<0.5	<1	<0.5	<0.5	<1	**1.41**	**0.88J**	**0.53**	<50	<50	<50	<50
92558447	MW-62D_20210830	MW-62D	08/30/2021	<5	<0.5	<0.5	<0.5	<0.5	<0.5	<1	<0.5	<1	<0.5	<0.5	<0.5	<0.5	<0.5	<2	<0.5	<2	<0.5	<2	<0.5	<0.5	<0.5	<0.5	<0.5	<1	<0.5	<0.5	<1	<1	<1	<0.5	<50	<50	<50	<50
92564327	MW-62D_20210930	MW-62D	09/30/2021	**5.6**	<0.5	<0.5	<0.5	<0.5	<0.5	<0.5	<0.5	<0.6	<0.5	<0.5	<0.5	<0.5	**0.20J**	<0.6	<0.5	<5	<0.5	<0.5	<0.5	<0.5	<0.5	**0.53**	<0.5	<0.5	**0.14J**	<0.5	<0.5	**1.19J**	**0.83J**	**0.36J**	<100	<100	<100	NA
92570178	MW-62D_20211102	MW-62D	11/02/2021	<5	<0.5	<0.5	<0.5	<0.5	<0.5	<1	<0.5	<1	<0.5	<0.5	<0.5	<0.5	<0.5	<2	<0.5	<2	<0.5	<2	<0.5	<0.5	<0.5	<0.5	<0.5	<1	<0.5	<0.5	<1	<1.5	<1	<0.5	<50	<50	<50	<50
92575208	MW-62D_20211201	MW-62D	12/01/2021	<5	<0.5	<0.5	<0.5	<0.5	<0.5	<1	<0.5	<1	<0.5	<0.5	<0.5	<0.5	<0.5	<2	<0.5	<2	<0.5	<2	<0.5	<0.5	<0.5	<0.5	<0.5	<1	<0.5	<0.5	<1	<1.5	<1	<0.5	<50	<50	<50	<50
92580901 92580902	MW-62D_20220104	MW-62D	01/04/2022	<10	<0.5	<0.5	<0.5	<0.5	<0.5	<1	<0.5	<1	<0.5	<0.5	<0.5	<0.5	<0.5	<2	<0.5	<2	<0.5	<2	<0.5	<0.5	<0.5	<0.5	<0.5	<1	<0.5	<0.5	<1	<1.5	<1	<0.5	<50	<50	<50	<50
92585560	MW-62D_20220201	MW-62D	02/01/2022	<5	<0.5	<0.5	<0.5	<0.5	<0.5	<1	<0.5	<1	<0.5	<0.5	<0.5	<0.5	<0.5	**2.8**	<0.5	<2	<0.5	<2	<0.5	<0.5	<0.5	<0.5	<0.5	<1	<0.5	<0.5	<1	<1.5	<1	<0.5	<50	<50	<50	<50
92590780	MW-62D_20220301	MW-62D	03/01/2022	**0.12J**	<0.5	<0.5	<0.5	<0.5	<0.5	<1	<0.5	<1	<0.5	<0.5	<0.5	<0.5	<0.5	<2	<0.5	<2	<0.5	<2	<0.5	<0.5	<0.5	<0.5	<0.5	<1	<0.5	<0.5	<1	<1.5	<1	<0.5	<50	<50	<50	<50
92515642	MW-65D (115-150)	MW-65D	01/07/2021	**12.2**	<0.50	<0.50	<0.50	<0.50	<0.50	<1.0	<0.50	<1.0	<0.50	<0.50	<0.50	<0.50	<0.50	<2.0	<0.50	<2.0	<0.50	<2.0	<0.50	<0.50	<0.50	<0.50	<0.50	<1.0	<0.50	<0.50	<1.0	<1.5	<1.0	<0.50	<100	<100	<100	<100
92515543	DUP-1-20210107	MW-65D	01/07/2021	**20.8**	<0.50	<0.50	<0.50	<0.50	<0.50	<1.0	<0.50	<1.0	<0.50	<0.50	<0.50	<0.50	<0.50	<2.0	<0.50	<2.0	<0.50	<2.0	<0.50	<0.50	<0.50	<0.50	<0.50	<1.0	<0.50	<0.50	<1.0	<1.5	<1.0	<0.50	<100	<100	<100	<100
92522267	MW-65D_20210215	MW-65D	02/15/2021	**9.6**	<0.5	<0.5	<0.5	<0.5	<0.5	<1	<0.5	<1	<0.5	<0.5	<0.5	<0.5	<0.5	<2	<0.5	<2	<0.5	<2	<0.5	<0.5	<0.5	<0.5	<0.5	<1	<0.5	<0.5	<1	<1.5	<1.0	<0.50	<100	<100	<100	<100
92522267	DUP-1-20210215	MW-65D	02/15/2021	**14.4**	<0.5	<0.5	<0.5	<0.5	<0.5	<1	<0.5	<1	<0.5	<0.5	<0.5	<0.5	<0.5	<2	<0.5	<2	<0.5	<2	<0.5	<0.5	<0.5	**0.53**	<0.5	<1	<0.5	<0.5	<1	<1.5	<1	<0.5	<100	<100	<100	<100
92526262	MW-65D_20210308	MW-65D	03/08/2021	**12**	<0.5	<0.5	<0.5	<0.5	<0.5	<1	<0.5	<1	<0.5	<0.5	<0.5	<0.5	<0.5	<2	<0.5	<2	<0.5	<2	<0.5	<0.5	<0.5	<0.5	<0.5	<1	<0.5	<0.5	<1	<1.5	<1	<0.5	<100	<100	<100	<100
92531238	MW-65D-20210405	MW-65D	04/05/2021	<5	<0.5	<0.5	<0.5	<0.5	<0.5	<1	<0.5	<1	<0.5	<0.5	<0.5	<0.5	<0.5	<2	<0.5	<2	<0.5	<2	<0.5	<0.5	<0.5	<0.5	<0.5	<1	**0.53**	<0.5	<1	**3.8**	**2.6**	**1.2**	<50	<50	<50	<50
92536430	MW-65D_20210503	MW-65D	05/03/2021	<5	<0.5	<0.5	<0.5	<0.5	<0.5	<1	<0.5	<1	<0.5	<0.5	<0.5	<0.5	<0.5	<2	<0.5	<2	<0.5	<2	<0.5	<0.5	<0.5	<0.5	<0.5	<1	<0.5	<0.5	<1	**1.61**	**1.2**	**0.41J**	<50	<50	<50	<50
92537720	MW-65D_20210507	MW-65D	05/07/2021	<5	<0.5	<0.5	<0.5	<0.5	<0.5	<1	<0.5	<1	<0.5	<0.5	<0.5	<0.5	<0.5	<2	<0.5	<2	<0.5	<2	<0.5	<0.5	<0.5	<0.5	<0.5	<1	<0.5	<0.5	<1	<1	<1	<0.5	<50	<50	<50	<50
92541706	MW-65D_20210601	MW-65D	06/01/2021	<5	<0.5	<0.5	<0.5	<0.5	<0.5	<1	<0.5	<1	<0.5	<0.5	<0.5	<0.5	<0.5	<2	<0.5	<2	<0.5	<2	<0.5	<0.5	<0.5	<0.5	<0.5	<1	<0.5	<0.5	<1	<1.5	<1	<0.5	<50	<50	<50	<50
92547898	MW-65D_20210706	MW-65D	07/06/2021	<5	<0.5	<0.5	<0.5	<0.5	<0.5	<1	<0.5	<1	<0.5	<0.5	<0.5	<0.5	<0.5	<2	<0.5	<2	<0.5	<2	<0.5	<0.5	<0.5	<0.5	<0.5	<1	<0.5	<0.5	<1	<1.5	<1	<0.5	<50	<50	<50	<50
92552963	MW-65D_20210802	MW-65D	08/02/2021	<5	<0.5	<0.5	<0.5	<0.5	<0.5	<1	<0.5	<1	<0.5	<0.5	<0.5	<0.5	<0.5	<2	<0.5	<2	<0.5	<2	<0.5	<0.5	<0.5	<0.5	<0.5	<1	<0.5	<0.5	<1	<1.5	<1	<0.5	<50	<50	<50	<50
92558449	MW-65D_20210830	MW-65D	08/30/2021	<5	<0.5	<0.5	<0.5	<0.5	<0.5	<1	<0.5	<1	<0.5	<0.5	<0.5	<0.5	<0.5	<2	<0.5	<2	<0.5	<2	<0.5	<0.5	<0.5	<0.5	<0.5	<1	<0.5	<0.5	<1	<1.5	<1	<0.5	<50	<50	<50	<50
92564680	MW-65D_20211004	MW-65D	10/04/2021	<5.0	<0.5	<0.5	<0.5	<0.5	<0.5	<0.5	<0.5	<0.6	<0.5	<0.5	<0.5	<0.5	<0.5	<0.6	<0.5	<5	<0.5	<0.5	<0.5	<0.5	<0.5	**0.15J**	<0.5	<0.5	<0.5	<0.5	<0.5	**0.29J**	**0.29J**	<0.5	<100	<100	<100	NA
92569881	MW-65D_20211101	MW-65D	11/01/2021	<5	<0.5	<0.5	<0.5	<0.5	<0.5	<1	<0.5	<1	<0.5	<0.5	<0.5	<0.5	<0.5	<2	<0.5	<2	<0.5	<2	<0.5	<0.5	<0.5	<0.5	<0.5	<1	<0.5	<0.5	<1	<1.5	<1	<0.5	<50	<50	<50	<50
92574898	MW-65D_20211130	MW-65D	11/30/2021	<5	<0.5	<0.5	<0.5	<0.5	<0.5	<1	<0.5	<1	<0.5	<0.5	<0.5	<0.5	<0.5	<2	<0.5	<2	<0.5	<2	<0.5	<0.5	<0.5	<0.5	<0.5	<1	<0.5	<0.5	<1	<1.5	<1	<0.5	<50	<50	<50	<50
92574898	DUP-1-20211130	MW-65D	11/30/2021	<5	<0.5	<0.5	<0.5	<0.5	<0.5	<1	<0.5	<1	<0.5	<0.5	<0.5	<0.5	<0.5	<2	<0.5	<2	<0.5	<2	<0.5	<0.5	<0.5	<0.5	<0.5	<1	<0.5	<0.5	<1	<1.5	<1	<0.5	<50	<50	<50	<50
92580643 92580642	MW-65D_20220103	MW-65D	01/03/2022	<5	<0.5	<0.5	<0.5	<0.5	<0.5	<1	<0.5	<1	<0.5	<0.5	<0.5	<0.5	<0.5	<2	<0.5	<2	<0.5	<2	<0.5	<0.5	<0.5	<0.5	<0.5	<1	<0.5	<0.5	<1	<1.5	<1	<0.5	<50	<50	<50	<50
92580643 92580642	DUP-1-20220103	MW-65D	01/03/2022	<5	<0.5	<0.5	<0.5	<0.5	<0.5	<1	<0.5	<1	<0.5	<0.5	<0.5	<0.5	<0.5	<2	<0.5	<2	<0.5	<2	<0.5	<0.5	<0.5	<0.5	<0.5	<1	<0.5	<0.5	<1	<1.5	<1	<0.5	<50	<50	<50	<50
92585314	MW-65D_20220131	MW-65D	01/31/2022	<5	<0.5	<0.5	<0.5	<0.5	<0.5	<1	<0.5	<1	<0.5	<0.5	<0.5	<0.5	<0.5	<2	<0.5	<2	<0.5	<2	<0.5	<0.5	<0.5	<0.5	<0.5	<1	<0.5	<0.5	<1	<1.5	<1	<0.5	<50	<50	<50	<50
92585314	DUP-1-20220131	MW-65D	01/31/2022	<5	<0.5	<0.5	<0.5	<0.5	<0.5	<1	<0.5	<1	<0.5	<0.5	<0.5	<0.5	<0.5	<2	<0.5	<2	<0.5	<2	<0.5	<0.5	<0.5	<0.5	<0.5	<1	<0.5	<0.5	<1	<1.5	<1	<0.5	<50	<50	<50	<50
92590516	MW-65D_20220228	MW-65D	02/28/2022	<5	<0.5	<0.5	<0.5	<0.5	<0.5	<1	<0.5	<1	<0.5	<0.5	<0.5	<0.5	<0.5	<2	<0.5	<2	<0.5	<2	<0.5	<0.5	<0.5	<0.5	<0.5	<1	<0.5	<0.5	<1	<1.5	<1	<0.5	<50	<50	<50	<50
92590516	DUP-1-20220228	MW-65D	02/28/2022	<5	<0.5	<0.5	<0.5	<0.5	<0.5	<1	<0.5	<1	<0.5	<0.5	<0.5	<0.5	<0.5	<2	<0.5	<2	<0.5	<2	<0.5	<0.5	<0.5	<0.5	<0.5	<1	<0.5	<0.5	<1	<1.5	<1	<0.5	<50	<50	<50	<50
92527326	MW-79D_20210311	MW-79D	03/11/2021	**10.8**	<0.5	<0.5	<0.5	<0.5	<0.5	<1	<0.5	<1	<0.5	<0.5	<0.5	<0.5	<0.5	<2	<0.5	<2	<0.5	<2	<0.5	<0.5	<0.5	**7.2**	<0.5	<1	<0.5	<0.5	<1	<1.5	<1	<0.5	<50	<50	<50	<50
92531585	MW-79D_20210406	MW-79D	04/06/2021	<5	<0.5	<0.5	<0.5	<0.5	<0.5	<1	**0.61**	<1	<0.5	<0.5	<0.5	<0.5	<0.5	<2	<0.5	<2	<0.5	<2	<0.5	<0.5	<0.5	**12**	<0.5	<1	<0.5	<0.5	<1	<1.5	<1	<0.5	**53.9**	<50	<50	**53.9**
92537153	MW-79D_20210505	MW-79D	05/05/2021	<5	<0.5	<0.5	<0.5	<0.5	<0.5	<1	<0.5	<1	<0.5	<0.5	<0.5	<0.5	<0.5	<2	<0.5	<2	<0.5	<2	<0.5	<0.5	<0.5	**4.1**	<0.5	**0.33J**	<0.5	<0.5	<1	<1	<1	<0.5	<50	<50	<50	<50
92541992	MW-79D_20210602	MW-79D	06/02/2021	<5	<0.5	<0.5	<0.5	<0.5	<0.5	<1	<0.5	<1	<0.5	<0.5	<0.5	<0.5	<0.5	<2	<0.5	<2	<0.5	<2	<0.5	<0.5	<0.5	**2.3**	<0.5	**0.36J**	<0.5	<0.5	<1	<1.5	<1	<0.5	<50	<50	<50	<50
92548170	MW-79D_20210707	MW-79D	07/07/2021	<5	<0.5	<0.5	<0.5	<0.5	<0.5	<1	<0.5	<1	<0.5	<0.5	<0.5	<0.5	<0.5	<2	<0.5	<2	<0.5	<2	<0.5	<0.5	<0.5	**6.1**	<0.5	<1	<0.5	<0.5	<1	<1.5	<1	<0.5	<50	<50	<50	<50
92553519	MW-79D_20210804	MW-79D	08/04/2021	<5	<0.5	<0.5	<0.5	<0.5	<0.5	<1	<0.5	<1	<0.5	<0.5	<0.5	<0.5	<0.5	<2	<0.5	<2	<0.5	<2	<0.5	<0.5	<0.5	**6**	<0.5	<1	<0.5	<0.5	<1	<1.5	<1	<0.5	<50	<50	<50	**61**
92558737	MW-79D_20210831	MW-79D	08/31/2021	<5	<0.5	<0.5	<0.5	<0.5	<0.5	<1	<0.5	<1	<0.5	<0.5	<0.5	<0.5	<0.5	<2	<0.5	<2	<0.5	<2	<0.5	<0.5	<0.5	**8.5**	<0.5	<1	<0.5	<0.5	<1	<1.5	<1	<0.5	<50	<50	<50	**52.5**
92564485	MW-79D_20211001	MW-79D	10/01/2021	<5.0	<0.5	<0.5	<0.5	<0.5	<0.5	<0.5	<0.5	<0.6	<0.5	<0.5	<0.5	<0.5	**0.11J**	<0.6	<0.5	<5	<0.5	<0.5	<0.5	<0.5	<0.5	**8.8**	<0.5	<0.5	**0.11J**	<0.5	**0.22J**	**0.83J**	**0.58J**	**0.25J**	<100	<100	<100	NA
92570181	MW-79D_20211102	MW-79D	11/02/2021	<5	<0.5	<0.5	<0.5	<0.5	<0.5	<1	<0.5	<1	<0.5	<0.5	<0.5	<0.5	<0.5	<2	<0.5	<2	<0.5	<2	<0.5	<0.5	<0.5	**6.8**	<0.5	<1	<0.5	<0.5	<1	<1.5	<1	<0.5	<50	<50	<50	<50
92575206	MW-79D_20211201	MW-79D	12/01/2021	<5	<0.5	<0.5	<0.5	<0.5	<0.5	<1	<0.5	<1	<0.5	<0.5	<0.5	<0.5	<0.5	<2	<0.5	<2	<0.5	<2	<0.5	<0.5	<0.5	**6.0**	<0.5	<1	<0.5	<0.5	<1	<1.5	<1	<0.5	<50	<50	<50	<50

Table 5A
Summary of Monitoring Well Sampling Results

Colonial Pipeline Company
2020-L1-SR2448
Huntersville, North Carolina

Lab Report Number	Sample ID	Well ID	Sample Date	Metals (µg/L)	VOCs (µg/L)																													MADEP VPH (µg/L)			
				Lead	Benzene	Bromochloromethane	Bromodichloromethane	n-Butylbenzene	sec-Butylbenzene	Chloroethane	Chloroform	Chloromethane	2-Chlorotoluene	Dibromochloromethane	1,2-Dichloroethane	Diisopropyl ether	Ethylbenzene	Hexachloro-1,3-butadiene	Isopropylbenzene (Cumene)	Methylene Chloride	Methyl-tert-butyl ether	Naphthalene	n-Propylbenzene	Styrene	Tetrachloroethene	Toluene	Trichloroethene	Trichlorofluoromethane	1,2,4-Trimethylbenzene	1,3,5-Trimethylbenzene	Vinyl chloride	Xylene (Total)	m&p-Xylene	o-Xylene	C5 - C8 Aliphatics	C9 - C12 Aliphatics	C9 - C10 Aromatics	VPH (Total)
			NCAC 2L Standards	**15**	**1**	**NE**	**0.6**	**70**	**70**	**3000**	**70**	**3**	**100**	**0.4**	**0.4**	**70**	**600**	**0.4**	**70**	**5**	**20**	**6**	**70**	**70**	**0.7**	**600**	**3**	**2000**	**400**	**400**	**0.03**	**500**	**500**	**500**	**400**	**700**	**200**	**NE**
			IMAC Standards	--	--	--	--	--	--	--	--	--	--	--	--	--	--	--	--	--	--	--	--	--	--	--	--	--	--	--	--	--	--	--	--	--	--	--
92580930 92580955	MW-79D_20220104	MW-79D	01/04/2022	**1.2J**	<0.5	<0.5	<0.5	<0.5	<0.5	<1	<0.5	<1	<0.5	<0.5	<0.5	<0.5	<0.5	<2	<0.5	<2	<0.5	<2	<0.5	<0.5	<0.5	**5.4**	<0.5	<1	<0.5	<0.5	<1	<1.5	<1	<0.5	<50	<50	<50	<50
92585562	MW-79D_20220201	MW-79D	02/01/2022	**150**	<0.5	<0.5	<0.5	<0.5	<0.5	<1	<0.5	<1	<0.5	<0.5	<0.5	<0.5	<0.5	<2	<0.5	<2	<0.5	<2	<0.5	<0.5	<0.5	**1.6**	<0.5	<1	<0.5	<0.5	<1	<1.5	<1	<0.5	<50	<50	<50	**77.8**
92590778	MW-79D_20220301	MW-79D	03/01/2022	**1.2J**	<0.5	<0.5	<0.5	<0.5	<0.5	<1	<0.5	<1	<0.5	<0.5	<0.5	<0.5	<0.5	<2	<0.5	<2	<0.5	<2	<0.5	<0.5	<0.5	**3.8**	<0.5	<1	<0.5	<0.5	<1	<1.5	<1	<0.5	<50	<50	<50	**72.1**
92548170	MW-81D_20210707	MW-81D	07/07/2021	<5	<0.5	<0.5	<0.5	<0.5	<0.5	<1	<0.5	<1	<0.5	<0.5	<0.5	<0.5	<0.5	<2	<0.5	<2	<0.5	<2	<0.5	<0.5	<0.5	<0.5	<0.5	<1	<0.5	<0.5	<1	<1.5	<1	<0.5	<50	<50	<50	<50
92553189	MW-81D_20210803	MW-81D	08/03/2021	<5	<0.5	<0.5	<0.5	<0.5	<0.5	<1	<0.5	<1	<0.5	<0.5	<0.5	<0.5	<0.5	<2	<0.5	<2	<0.5	<2	<0.5	<0.5	<0.5	<0.5	<0.5	<1	<0.5	<0.5	<1	<1.5	<1	<0.5	<50	<50	<50	<50
92558741	MW-81D_20210831	MW-81D	08/31/2021	**7.4**	<0.5	<0.5	<0.5	<0.5	<0.5	<1	<0.5	<1	<0.5	<0.5	<0.5	<0.5	<0.5	<2	<0.5	<2	<0.5	<2	<0.5	<0.5	<0.5	<0.5	<0.5	<1	<0.5	<0.5	<1	<1.5	<1	<0.5	<50	<50	<50	<50
92564485	MW-81D_20211001	MW-81D	10/01/2021	<5.0	<0.5	<0.5	<0.5	<0.5	<0.5	<0.5	<0.5	<0.6	<0.5	<0.5	<0.5	<0.5	**0.13J**	<0.6	<0.5	<5	<0.5	<0.5	<0.5	<0.5	<0.5	**0.43J**	<0.5	<0.5	<0.5	<0.5	<0.5	**0.72J**	**0.53J**	**0.19J**	<100	<100	<100	NA
92570181	MW-81D_20211102	MW-81D	11/02/2021	<5	<0.5	<0.5	<0.5	<0.5	<0.5	<1	<0.5	<1	<0.5	<0.5	<0.5	<0.5	<0.5	<2	<0.5	<2	<0.5	<2	<0.5	<0.5	<0.5	<0.5	<0.5	<1	<0.5	<0.5	<1	<1.5	<1	<0.5	<50	<50	<50	<50
92575206	MW-81D_20211201	MW-81D	12/01/2021	<5	<0.5	<0.5	<0.5	<0.5	<0.5	<1	<0.5	<1	<0.5	<0.5	<0.5	<0.5	<0.5	<2	<0.5	<2	<0.5	<2	<0.5	<0.5	<0.5	<0.5	<0.5	<1	<0.5	<0.5	<1	<1.5	<1	<0.5	<50	<50	<50	<50
92575206	DUP-1-20211201	MW-81D	12/01/2021	<5	<0.5	<0.5	<0.5	<0.5	<0.5	<1	<0.5	<1	<0.5	<0.5	<0.5	<0.5	<0.5	<2	<0.5	<2	<0.5	<2	<0.5	<0.5	<0.5	<0.5	<0.5	<1	<0.5	<0.5	<1	<1.5	<1	<0.5	<50	<50	<50	<50
92580903 92580955	MW-81D_20220104	MW-81D	01/04/2022	**0.14J**	<0.5	<0.5	<0.5	<0.5	<0.5	<1	<0.5	<1	<0.5	<0.5	<0.5	<0.5	<0.5	<2	<0.5	<2	<0.5	<2	<0.5	<0.5	<0.5	<0.5	<0.5	<1	<0.5	<0.5	<1	<1.5	<1	<0.5	<50	<50	<50	<50
92585562	MW-81D_20220201	MW-81D	02/01/2022	<5	<0.5	<0.5	<0.5	<0.5	<0.5	<1	<0.5	<1	<0.5	<0.5	<0.5	<0.5	<0.5	<2	<0.5	<2	<0.5	<2	<0.5	<0.5	<0.5	<0.5	<0.5	<1	<0.5	<0.5	<1	<1.5	<1	<0.5	<50	<50	<50	<50
92590778	MW-81D_20220301	MW-81D	03/01/2022	**0.27J**	<0.5	<0.5	<0.5	<0.5	<0.5	<1	<0.5	<1	<0.5	<0.5	<0.5	<0.5	<0.5	<2	<0.5	<2	<0.5	<2	<0.5	<0.5	<0.5	<0.5	<0.5	<1	<0.5	<0.5	<1	<1.5	<1	<0.5	<50	<50	<50	<50
92559331	MW-89D_20210902	MW-89D	09/02/2021	<5	<0.5	<0.5	<0.5	<0.5	<0.5	<1	**1.5**	<1	<0.5	<0.5	<0.5	<0.5	<0.5	<2	<0.5	<2	<0.5	<2	<0.5	<0.5	<0.5	<0.5	<0.5	<1	<0.5	<0.5	<1	<1.5	<1	<0.5	<50	<50	<50	<50
92561826	MW-89D_20210916	MW-89D	09/16/2021	<5	<0.5	<0.5	<0.5	<0.5	<0.5	<1	**1.6**	<1	<0.5	<0.5	<0.5	<0.5	<0.5	<2	<0.5	<2	<0.5	<2	<0.5	<0.5	<0.5	<0.5	<0.5	<1	<0.5	<0.5	<1	<1.5	<1	<0.5	<50	<50	<50	<50
92563487	MW-89D_20210927	MW-89D	09/27/2021	<5	<0.5	<0.5	**0.34J**	<0.5	<0.5	<0.5	**2.0**	<1	<0.5	<0.5	<0.5	<0.5	<0.5	<0.6	<0.5	<5	<0.5	<0.5	<0.5	<0.5	<0.5	<0.5	<0.5	<0.5	<0.5	<0.5	<0.5	**0.82J**	**0.58J**	**0.24J**	<100	<100	<100	NA
92570483	MW-89D_20211103	MW-89D	11/03/2021	<5	<0.5	<0.5	<0.5	<0.5	<0.5	<1	**1.7**	<1	<0.5	<0.5	<0.5	<0.5	<0.5	<2	<0.5	<2	<0.5	<2	<0.5	<0.5	<0.5	<0.5	<0.5	<1	<0.5	<0.5	<1	<1.5	<1	<0.5	<50	<50	<50	<50
92575654	MW-89D_20211202	MW-89D	12/02/2021	**8.1**	<0.5	<0.5	<0.5	<0.5	<0.5	<1	**1.4**	<1	<0.5	<0.5	<0.5	<0.5	<0.5	<2	<0.5	<2	<0.5	<2	<0.5	<0.5	<0.5	<0.5	<0.5	<1	<0.5	<0.5	<1	<1.5	<1	<0.5	<50	<50	<50	<50
92581742	MW-89D_20220107	MW-89D	01/07/2022	**21.1**	<0.5	<0.5	<0.5	<0.5	<0.5	<1	**1.1**	<1	<0.5	<0.5	<0.5	<0.5	<0.5	<2	<0.5	<2	<0.5	<2	<0.5	<0.5	<0.5	<0.5	<0.5	<1	<0.5	<0.5	<1	<1.5	<1	<0.5	<50	<50	<50	<50
92585559	MW-89D_20220201	MW-89D	02/01/2022	**13.4**	<0.5	<0.5	<0.5	<0.5	<0.5	<1	**0.68**	<1	<0.5	<0.5	<0.5	<0.5	<0.5	<2	<0.5	<2	<0.5	<2	<0.5	<0.5	<0.5	<0.5	<0.5	<1	<0.5	<0.5	<1	<1.5	<1	<0.5	<50	<50	<50	<50
92591327	MW-89D_20220303	MW-89D	03/03/2022	**5.4**	<0.5	<0.5	<0.5	<0.5	<0.5	<1	**0.63**	<1	<0.5	<0.5	<0.5	<0.5	<0.5	<2	<0.5	<2	<0.5	<2	<0.5	<0.5	<0.5	<0.5	<0.5	<1	<0.5	<0.5	<1	<1.5	<1	<0.5	<50	<50	<50	<50
92561826	MW-90DD_20210916	MW-90DD	09/16/2021	<5	<0.5	<0.5	<0.5	<0.5	<0.5	<1	<0.5	<1	<0.5	<0.5	<0.5	<0.5	<0.5	<2	<0.5	<2	<0.5	<2	<0.5	<0.5	<0.5	**0.72**	<0.5	<1	<0.5	<0.5	<1	**1.14**	**0.80J**	**0.34J**	<50	<50	<50	<50
92570816	MW-90DD_20211104	MW-90DD	11/04/2021	<5	**7.4**	<0.5	<0.5	<0.5	<0.5	<1	<0.5	<1	<0.5	<0.5	<0.5	**3.7**	**1.0**	<2	<0.5	<2	**1.6**	<2	<0.5	<0.5	<0.5	**12.6**	<0.5	<1	<0.5	<0.5	<1	**5.1**	**3.4**	**1.7**	**85.6**	<50	<50	**99.8**
92573585	MW-90DD_20211119	MW-90DD	11/19/2021	<5	**10.8**	<0.5	<0.5	<0.5	<0.5	<1	<0.5	<1	<0.5	<0.5	<0.5	**5.0**	**1.3**	<2	<0.5	<2	**2.1**	<2	<0.5	<0.5	<0.5	**18.7**	<0.5	<1	**0.66**	<0.5	<1	**7.4**	**4.9**	**2.5**	**137**	<50	<50	**174**
92575770	MW-90DD_20211203	MW-90DD	12/03/2021	<5	**15.3**	<0.5	<0.5	<0.5	<0.5	<1	<0.5	<1	<0.5	<0.5	<0.5	**6.0**	**1.8**	<2	<0.5	<2	**2.7**	<2	<0.5	<0.5	<0.5	**26.2**	<0.5	<1	**0.74**	<0.5	<1	**10.5**	**6.9**	**3.6**	**145**	<50	<50	**169**
92575770	DUP-1-20211203	MW-90DD	12/03/2021	<5	**14.1**	<0.5	<0.5	<0.5	<0.5	<1	<0.5	<1	<0.5	<0.5	<0.5	**5.6**	**1.7**	<2	<0.5	<2	**2.4**	<2	<0.5	<0.5	<0.5	**23.8**	<0.5	<1	**0.88**	<0.5	<1	**10.2**	**6.7**	**3.5**	**146**	<50	<50	**170**
92578676 92578738	MW-90DD_20211216	MW-90DD	12/16/2021	<5	**7.7**	<0.5	<0.5	<0.5	<0.5	<1	**0.46J**	<1	<0.5	<0.5	<0.5	**4.4**	**1.2**	<2	<0.5	<2	**1.8**	<2	<0.5	<0.5	<0.5	**13.5**	<0.5	<1	**0.59**	<0.5	<1	**7.4**	**5.1**	**2.3**	**79.5**	<50	<50	**96.2**
92583376	MW-90DD_20220106	MW-90DD	01/06/2022	**0.74J**	**2.7**	<0.5	<0.5	<0.5	<0.5	<1	**0.83**	<1	<0.5	<0.5	<0.5	**2.5**	<0.5	<2	<0.5	<2	**1.2**	<2	<0.5	<0.5	<0.5	**4.9**	<0.5	<1	<0.5	<0.5	<1	**2.06**	**1.3**	**0.76**	<50	<50	<50	<50
92591327	MW-90DD_20220303	MW-90DD	03/03/2022	**0.32J**	**0.99**	<0.5	<0.5	<0.5	<0.5	<1	**0.99**	<1	<0.5	<0.5	<0.5	**1.4**	<0.5	<2	<0.5	<2	<0.5	<2	<0.5	<0.5	<0.5	**1.8**	<0.5	<1	<0.5	<0.5	<1	**0.36J**	<1	**0.36J**	<50	<50	<50	<50
92563172	MW-91DD	MW-91DD	09/23/2021	**7.1**	**0.47J**	<0.5	<0.5	**0.51**	<0.5	<0.5	**0.72**	<1	<0.5	NA	<0.5	<0.5	**2.2**	<0.6	**0.26J**	<5	<0.5	**1.4**	**0.88**	<0.5	<0.5	**6.2**	<0.5	<0.5	**3.3**	**1.8**	<0.5	**12.6**	**6.7**	**5.9**	<100	**120**	<100	NA
92571040	MW-91DD_20211105	MW-91DD	11/05/2021	<5	<0.5	<0.5	<0.5	<0.5	<0.5	<1	<0.5	<1	<0.5	<0.5	<0.5	<0.5	<0.5	<2	<0.5	<2	<0.5	<2	<0.5	<0.5	<0.5	**1.9**	<0.5	<1	<0.5	**0.82**	<1	**2.8**	<1	**2.8**	<50	<50	<50	<50
92574910	MW-91DD_20211130	MW-91DD	11/30/2021	<5	<0.5	<0.5	<0.5	<0.5	<0.5	<1	<0.5	<1	<0.5	<0.5	<0.5	<0.5	<0.5	<2	<0.5	<2	<0.5	<2	<0.5	<0.5	<0.5	<0.5	<0.5	<1	<0.5	<0.5	<1	<1.5	<1	<0.5	<50	<50	<50	<50
92578676 92578738	MW-91DD_20211216	MW-91DD	12/16/2021	**4.1J**	<0.5	<0.5	<0.5	<0.5	<0.5	<1	<0.5	<1	<0.5	<0.5	<0.5	<0.5	<0.5	<2	<0.5	<2	<0.5	<2	<0.5	<0.5	<0.5	<0.5	<0.5	<1	<0.5	<0.5	<1	<1.5	<1	<0.5	<50	<50	<50	<50
92581742	MW-91DD_20220107	MW-91DD	01/07/2022	**0.83J**	<0.5	<0.5	<0.5	<0.5	<0.5	<1	<0.5	<1	<0.5	<0.5	<0.5	<0.5	<0.5	<2	<0.5	<2	<0.5	<2	<0.5	<0.5	<0.5	<0.5	<0.5	<1	<0.5	<0.5	<1	<1.5	<1	<0.5	<50	<50	<50	<50
92585559	MW-91DD_20220201	MW-91DD	02/01/2022	<5	<0.5	<0.5	<0.5	<0.5	<0.5	<1	<0.5	<1	<0.5	<0.5	<0.5	**0.42J**	<0.5	<2	<0.5	<2	<0.5	<2	<0.5	<0.5	<0.5	<0.5	<0.5	<1	<0.5	<0.5	<1	<1.5	<1	<0.5	<50	<50	<50	<50
92590784	MW-91DD_20220301	MW-91DD	03/01/2022	**7.5**	<0.5	<0.5	<0.5	<0.5	<0.5	<1	<0.5	<1	<0.5	<0.5	<0.5	<0.5	<0.5	<2	<0.5	<2	<0.5	<2	<0.5	<0.5	<0.5	<0.5	<0.5	<1	<0.5	<0.5	<1	<1.5	<1	<0.5	<50	<50	<50	<50
92566046	MW-97D_20211011	MW-97D	10/11/2021	<5.0	<0.5	<0.5	<0.5	<0.5	<0.5	<0.5	<0.5	<2	<0.5	<0.5	<0.5	<0.5	<0.5	<0.6	<0.5	<5	<0.5	<0.5	<0.5	<0.5	<0.5	**0.16J**	<0.5	<0.5	<0.5	<0.5	<0.5	**0.47J**	**0.35J**	**0.12J**	<100	<100	<100	NA
92570483	MW-97D_20211103	MW-97D	11/03/2021	<5	<0.5	<0.5	<0.5	<0.5	<0.5	<1	<0.5	<1	<0.5	<0.5	<0.5	<0.5	<0.5	<2	<0.5	<2	<0.5	<2	<0.5	<0.5	<0.5	<0.5	<0.5	<1	<0.5	<0.5	<1	<1.5	<1	<0.5	<50	<50	<50	<50
92575654	MW-97D_20211202	MW-97D	12/02/2021	<5	<0.5	<0.5	<0.5	<0.5	<0.5	<1	<0.5	<1	<0.5	<0.5	<0.5	<0.5	<0.5	<2	<0.5	<2	<0.5	<2	<0.5	<0.5	<0.5	<0.5	<0.5	<1	<0.5	<0.5	<1	<1.5	<1	<0.5	<50	<50	<50	<50
92575654	DUP-1-20211202	MW-97D	12/02/2021	<5	<0.5	<0.5	<0.5	<0.5	<0.5	<1	<0.5	<1	<0.5	<0.5	<0.5	<0.5	<0.5	<2	<0.5	<2	<0.5	<2	<0.5	<0.5	<0.5	<0.5	<0.5	<1	<0.5	<0.5	<1	<1.5	<1	<0.5	<50	<50	<50	<50
92583209	MW-97D_20220105	MW-97D	01/05/2022	<5	<0.5	<0.5	<0.5	<0.5	<0.5	<1	<0.5	<1	<0.5	<0.5	<0.5	**0.32J**	<0.5	<2	<0.5	<2	<0.5	<2	<0.5	<0.5	<0.5	<0.5	<0.5	<1	<0.5	<0.5	<1	<1.5	<1	<0.5	<50	<50	<50	<50
92585900	MW-97D_20220202	MW-97D	02/02/2022	<5	<0.5	<0.5	<0.5	<0.5	<0.5	<1	<0.5	<1	<0.5	<0.5	<0.5	**0.45J**	<0.5	<2	<0.5	<2	<0.5	<2	<0.5	<0.5	<0.5	<0.5	<0.5	<1	<0.5	<0.5	<1	<1.5	<1	<0.5	<50	<50	<50	<50
92591151	MW-97D_20220302	MW-97D	03/02/2022	<5	<0.5	<0.5	<0.5	<0.5	<0.5	<1	<0.5	<1	<0.5	<0.5	<0.5	**0.40J**	<0.5	<2	<0.5	<2	<0.5	<2	<0.5	<0.5	<0.5	<0.5	<0.5	<1	<0.5	<0.5	<1	<1.5	<1	<0.5	<50	<50	<50	<50
92591151	DUP-2-20220302	MW-97D	03/02/2022	<5	<0.5	<0.5	<0.5	<0.5	<0.5	<1	<0.5	<1	<0.5	<0.5	<0.5	<0.5	<0.5	<2	<0.5	<2	<0.5	<2	<0.5	<0.5	<0.5	<0.5	<0.5	<1	<0.5	<0.5	<1	<1.5	<1	<0.5	<50	<50	<50	<50
92516451	Walker (101-108)	MW-14015_AC_RD	01/13/2021	**81.4**	<2.0	<2.0	**7.5**	<2.0	<2.0	<4.0	**403**	**4.9**	<2.0	<2.0	<2.0	<2.0	<2.0	<8.0	<2.0	<8.0	<2.0	<8.0	<2.0	<2.0	<2.0	<2.0	<2.0	<4.0	<2.0	<2.0	<4.0	<6.0	<4.0	<2.0	**220**	<100	<100	**350**
92516451	Walker (48-55)	MW-14015_AC_RD	01/13/2021	**5.8**	<0.50	<0.50	**3.8**	**5.4**	<0.50	<1.0	**81.3**	**1.1**	**1.2**	**0.62**	<0.50	<0.50	<0.50	<2.0	<0.50	<2.0	<0.50	<2.0	<0.50	<0.50	<0.50	<0.50	<0.50	<1.0	<0.50	<0.50	<1.0	<1.5	<1.0	<0.50	<100	<100	<100	**131**
92516451	Dup-9	MW-14015_AC_RD	01/13/2021	**6.2**	<0.50	<0.50	**3.9**	**6.6**	<0.50	<1.0	**78.7**	<1.0	**1.3**	**0.62**	<0.50	<0.50	<0.50	<2.0	<0.50	<2.0	<0.50	<2.0	<0.50	<0.50	<0.50	<0.50	<0.50	<1.0	<0.50	<0.50	<1.0	<1.5	<1.0	<0.50	<100	<100	<100	**115**

Table 5A
Summary of Monitoring Well Sampling Results

Colonial Pipeline Company
2020-L1-SR2448
Huntersville, North Carolina

Lab Report Number	Sample ID	Well ID	Sample Date	Metals (µg/L)	VOCs (µg/L)																													MADEP VPH (µg/L)			
				Lead	Benzene	Bromochloromethane	Bromodichloromethane	n-Butylbenzene	sec-Butylbenzene	Chloroethane	Chloroform	Chloromethane	2-Chlorotoluene	Dibromochloromethane	1,2-Dichloroethane	Diisopropyl ether	Ethylbenzene	Hexachloro-1,3-butadiene	Isopropylbenzene (Cumene)	Methylene Chloride	Methyl-tert-butyl ether	Naphthalene	n-Propylbenzene	Styrene	Tetrachloroethene	Toluene	Trichloroethene	Trichlorofluoromethane	1,2,4-Trimethylbenzene	1,3,5-Trimethylbenzene	Vinyl chloride	Xylene (Total)	m&p-Xylene	o-Xylene	C5 - C8 Aliphatics	C9 - C12 Aliphatics	C9 - C10 Aromatics	VPH (Total)
			NCAC 2L Standards	**15**	**1**	**NE**	**0.6**	**70**	**70**	**3000**	**70**	**3**	**100**	**0.4**	**0.4**	**70**	**600**	**0.4**	**70**	**5**	**20**	**6**	**70**	**70**	**0.7**	**600**	**3**	**2000**	**400**	**400**	**0.03**	**500**	**500**	**500**	**400**	**700**	**200**	**NE**
			IMAC Standards	--	--	--	--	--	--	--	--	--	--	--	--	--	--	--	--	--	--	--	--	--	--	--	--	--	--	--	--	--	--	--	--	--	--	--
QC Data																																					
92493062	TB-2	N/A	08/28/2020	NA	<0.5	<0.5	<0.5	<0.5	<0.5	<1	<0.5	<1	<0.5	<0.5	<0.5	<0.5	<0.5	<2	<0.5	<2	<0.5	<2	<0.5	<0.5	<0.5	<0.5	<0.5	<1	<0.5	<0.5	<1	<1.5	<1	<0.5	NA	NA	NA	NA
92493708	Trip Blank	N/A	09/02/2020	NA	<0.5	<0.5	<0.5	<0.5	<0.5	<1	<0.5	<1	<0.5	<0.5	<0.5	<0.5	<0.5	<2	<0.5	<2	<0.5	<2	<0.5	<0.5	<0.5	<0.5	<0.5	<1	<0.5	<0.5	<1	<1.5	<1	<0.5	NA	NA	NA	NA
92493864	Trip Blank	N/A	09/02/2020	NA	<0.5	<0.5	<0.5	<0.5	<0.5	<1	<0.5	<1	<0.5	<0.5	<0.5	<0.5	<0.5	<2	<0.5	<2	<0.5	<2	<0.5	<0.5	<0.5	<0.5	<0.5	<1	<0.5	<0.5	<1	<1.5	<1	<0.5	NA	NA	NA	NA
92494322	Trip Blank	N/A	09/03/2020	NA	<0.5	<0.5	<0.5	<0.5	<0.5	<1	<0.5	<1	<0.5	<0.5	<0.5	<0.5	<0.5	<2	<0.5	<2	<0.5	<2	<0.5	<0.5	<0.5	<0.5	<0.5	<1	<0.5	<0.5	<1	<1.5	<1	<0.5	NA	NA	NA	NA
92496397	Trip Blank	N/A	09/18/2020	NA	<0.5	<0.5	<0.5	<0.5	<0.5	<1	<0.5	<1	<0.5	<0.5	<0.5	<0.5	<0.5	<2	<0.5	<2	<0.5	<2	<0.5	<0.5	<0.5	<0.5	<0.5	<1	<0.5	<0.5	<1	<1.5	<1	<0.5	NA	NA	NA	NA
92494640	Trip Blank-03	N/A	09/09/2020	NA	<0.5	<0.5	<0.5	<0.5	<0.5	<1	<0.5	<1	<0.5	<0.5	<0.5	<0.5	<0.5	<2	<0.5	<2	<0.5	<2	<0.5	<0.5	<0.5	<0.5	<0.5	<1	<0.5	<0.5	<1	<1.5	<1	<0.5	NA	NA	NA	NA
92494923	Trip Blank-03	N/A	09/09/2020	NA	<0.5	<0.5	<0.5	<0.5	<0.5	<1	<0.5	<1	<0.5	<0.5	<0.5	<0.5	<0.5	<2	<0.5	<2	<0.5	<2	<0.5	<0.5	<0.5	<0.5	<0.5	<1	<0.5	<0.5	<1	<1.5	<1	<0.5	NA	NA	NA	NA
92494864	Trip Blank-04	N/A	09/10/2020	NA	<0.5	<0.5	<0.5	<0.5	<0.5	<1	<0.5	<1	<0.5	<0.5	<0.5	<0.5	<0.5	<2	<0.5	<2	<0.5	<2	<0.5	<0.5	<0.5	<0.5	<0.5	<1	<0.5	<0.5	<1	<1.5	<1	<0.5	NA	NA	NA	NA
92495100	Trip Blank-05	N/A	09/11/2020	NA	<0.5	<0.5	<0.5	<0.5	<0.5	<1	<0.5	<1	<0.5	<0.5	<0.5	<0.5	<0.5	<2	<0.5	<2	<0.5	<2	<0.5	<0.5	<0.5	<0.5	<0.5	<1	<0.5	<0.5	<1	<1.5	<1	<0.5	NA	NA	NA	NA
92495103	Trip Blank-05	N/A	09/11/2020	NA	<0.5	<0.5	<0.5	<0.5	<0.5	<1	<0.5	<1	<0.5	<0.5	<0.5	<0.5	<0.5	<2	<0.5	<2	<0.5	<2	<0.5	<0.5	<0.5	<0.5	<0.5	<1	<0.5	<0.5	<1	<1.5	<1	<0.5	NA	NA	NA	NA
92495239	Trip Blank-06	N/A	09/13/2020	NA	<0.5	<0.5	<0.5	<0.5	<0.5	<1	<0.5	<1	<0.5	<0.5	<0.5	<0.5	<0.5	<2	<0.5	<2	<0.5	<2	<0.5	<0.5	<0.5	<0.5	<0.5	<1	<0.5	<0.5	<1	<1.5	<1	<0.5	NA	NA	NA	NA
92495241	Trip Blank-06	N/A	09/13/2020	NA	<0.5	<0.5	<0.5	<0.5	<0.5	<1	<0.5	<1	<0.5	<0.5	<0.5	<0.5	<0.5	<2	<0.5	<2	<0.5	<2	<0.5	<0.5	<0.5	<0.5	<0.5	<1	<0.5	<0.5	<1	<1.5	<1	<0.5	NA	NA	NA	NA
92495244	Trip Blank-06	N/A	09/13/2020	NA	<0.5	<0.5	<0.5	<0.5	<0.5	<1	<0.5	<1	<0.5	<0.5	<0.5	<0.5	<0.5	<2	<0.5	<2	<0.5	<2	<0.5	<0.5	<0.5	<0.5	<0.5	<1	<0.5	<0.5	<1	<1.5	<1	<0.5	NA	NA	NA	NA
92495624	Trip Blank-07	N/A	09/15/2020	NA	<0.5	<0.5	<0.5	<0.5	<0.5	<1	<0.5	<1	<0.5	<0.5	<0.5	<0.5	<0.5	<2	<0.5	<2	<0.5	<2	<0.5	<0.5	<0.5	<0.5	<0.5	<1	<0.5	<0.5	<1	<1.5	<1	<0.5	NA	NA	NA	NA
92495626	Trip Blank-07	N/A	09/15/2020	NA	<0.5	<0.5	<0.5	<0.5	<0.5	<1	<0.5	<1	<0.5	<0.5	<0.5	<0.5	<0.5	<2	<0.5	<2	<0.5	<2	<0.5	<0.5	<0.5	<0.5	<0.5	<1	<0.5	<0.5	<1	<1.5	<1	<0.5	NA	NA	NA	NA
92495627	Trip Blank-07	N/A	09/15/2020	NA	<0.5	<0.5	<0.5	<0.5	<0.5	<1	<0.5	<1	<0.5	<0.5	<0.5	<0.5	<0.5	<2	<0.5	<2	<0.5	<2	<0.5	<0.5	<0.5	<0.5	<0.5	<1	<0.5	<0.5	<1	<1.5	<1	<0.5	NA	NA	NA	NA
92495907	Trip Blank-07	N/A	09/16/2020	NA	<0.5	<0.5	<0.5	<0.5	<0.5	<1	<0.5	<1	<0.5	<0.5	<0.5	<0.5	<0.5	<2	<0.5	<2	<0.5	<2	<0.5	<0.5	<0.5	<0.5	<0.5	<1	<0.5	<0.5	<1	<1.5	<1	<0.5	NA	NA	NA	NA
92495905	Trip Blank-07	N/A	09/16/2020	NA	<0.5	<0.5	<0.5	<0.5	<0.5	<1	<0.5	<1	<0.5	<0.5	<0.5	<0.5	<0.5	<2	<0.5	<2	<0.5	<2	<0.5	<0.5	<0.5	<0.5	<0.5	<1	<0.5	<0.5	<1	<1.5	<1	<0.5	NA	NA	NA	NA
92495906	Trip Blank-07	N/A	09/16/2020	NA	<0.5	<0.5	<0.5	<0.5	<0.5	<1	<0.5	<1	<0.5	<0.5	<0.5	<0.5	<0.5	<2	<0.5	<2	<0.5	<2	<0.5	<0.5	<0.5	<0.5	<0.5	<1	<0.5	<0.5	<1	<1.5	<1	<0.5	NA	NA	NA	NA
92496816	TB-20200922	N/A	09/20/2020	NA	<0.5	<0.5	<0.5	<0.5	<0.5	<1	<0.5	<1	<0.5	<0.5	<0.5	<0.5	<0.5	<2	<0.5	<2	<0.5	<2	<0.5	<0.5	<0.5	<0.5	<0.5	<1	<0.5	<0.5	<1	<1.5	<1	<0.5	NA	NA	NA	NA
92496817	TB-20200922	N/A	09/22/2020	NA	<0.5	<0.5	<0.5	<0.5	<0.5	<1	<0.5	<1	<0.5	<0.5	<0.5	<0.5	<0.5	<2	<0.5	<2	<0.5	<2	<0.5	<0.5	<0.5	<0.5	<0.5	<1	<0.5	<0.5	<1	<1.5	<1	<0.5	NA	NA	NA	NA
92497017	TB-20200923	N/A	09/22/2020	NA	<0.5	<0.5	<0.5	<0.5	<0.5	<1	<0.5	<1	<0.5	<0.5	<0.5	<0.5	<0.5	<2	<0.5	<2	<0.5	<2	<0.5	<0.5	<0.5	<0.5	<0.5	<1	<0.5	<0.5	<1	<1.5	<1	<0.5	NA	NA	NA	NA
92497774	TB-20200928	N/A	09/28/2020	NA	<0.5	<0.5	<0.5	<0.5	<0.5	<1	<0.5	<1	<0.5	<0.5	<0.5	<0.5	<0.5	<2	<0.5	<2	<0.5	<2	<0.5	<0.5	<0.5	<0.5	<0.5	<1	<0.5	<0.5	<1	<1.5	<1	<0.5	NA	NA	NA	NA
92499587	Trip Blank	N/A	10/07/2020	NA	<0.5	<0.5	<0.5	<0.5	<0.5	<1	<0.5	<1	<0.5	<0.5	<0.5	<0.5	<0.5	<2	<0.5	<2	<0.5	<2	<0.5	<0.5	<0.5	<0.5	<0.5	<1	<0.5	<0.5	<1	<1.5	<1	<0.5	NA	NA	NA	NA
92500605	Trip Blank	N/A	10/07/2020	NA	<0.5	<0.5	<0.5	<0.5	<0.5	<1	<0.5	<1	<0.5	<0.5	<0.5	<0.5	<0.5	<2	<0.5	<2	<0.5	<2	<0.5	<0.5	<0.5	<0.5	<0.5	<1	<0.5	<0.5	<1	<1.5	<1	<0.5	NA	NA	NA	NA
92500606	Trip Blank	N/A	10/07/2020	NA	<0.5	<0.5	<0.5	<0.5	<0.5	<1	<0.5	<1	<0.5	<0.5	<0.5	<0.5	<0.5	<2	<0.5	<2	<0.5	<2	<0.5	<0.5	<0.5	<0.5	<0.5	<1	<0.5	<0.5	<1	<1.5	<1	<0.5	NA	NA	NA	NA
92501343	Trip Blank	N/A	10/20/2020	NA	<0.5	<0.5	<0.5	<0.5	<0.5	<1	<0.5	<1	<0.5	<0.5	<0.5	<0.5	<0.5	<2	<0.5	<2	<0.5	<2	<0.5	<0.5	<0.5	<0.5	<0.5	<1	<0.5	<0.5	<1	<1.5	<1	<0.5	NA	NA	NA	NA
92501344	Trip Blank	N/A	10/20/2020	NA	<0.5	<0.5	<0.5	<0.5	<0.5	<1	<0.5	<1	<0.5	<0.5	<0.5	<0.5	<0.5	<2	<0.5	<2	<0.5	<2	<0.5	<0.5	<0.5	<0.5	<0.5	<1	<0.5	<0.5	<1	<1.5	<1	<0.5	NA	NA	NA	NA
92501345	Trip Blank	N/A	10/20/2020	NA	<0.5	<0.5	<0.5	<0.5	<0.5	<1	<0.5	<1	<0.5	<0.5	<0.5	<0.5	<0.5	<2	<0.5	<2	<0.5	<2	<0.5	<0.5	<0.5	<0.5	<0.5	<1	<0.5	<0.5	<1	<1.5	<1	<0.5	NA	NA	NA	NA
92501355	Trip Blank	N/A	10/20/2020	NA	<0.5	<0.5	<0.5	<0.5	<0.5	<1	<0.5	<1	<0.5	<0.5	<0.5	<0.5	<0.5	<2	<0.5	<2	<0.5	<2	<0.5	<0.5	<0.5	<0.5	<0.5	<1	<0.5	<0.5	<1	<1.5	<1	<0.5	NA	NA	NA	NA
92501615	Trip Blank	N/A	10/21/2020	NA	<0.5	<0.5	<0.5	<0.5	<0.5	<1	<0.5	<1	<0.5	<0.5	<0.5	<0.5	<0.5	<2	<0.5	<2	<0.5	<2	<0.5	<0.5	<0.5	<0.5	<0.5	<1	<0.5	<0.5	<1	<1.5	<1	<0.5	NA	NA	NA	NA
92501616	TRIP BLANK	N/A	10/21/2020	NA	<0.5	<0.5	<0.5	<0.5	<0.5	<1	<0.5	<1	<0.5	<0.5	<0.5	<0.5	<0.5	<2	<0.5	<2	<0.5	<2	<0.5	<0.5	<0.5	<0.5	<0.5	<1	<0.5	<0.5	<1	<1.5	<1	<0.5	NA	NA	NA	NA
92501960	TRIP BLANK	N/A	10/23/2020	NA	<0.5	<0.5	<0.5	<0.5	<0.5	<1	<0.5	<1	<0.5	<0.5	<0.5	<0.5	<0.5	<2	<0.5	<2	<0.5	<2	<0.5	<0.5	<0.5	<0.5	<0.5	<1	<0.5	<0.5	<1	<1.5	<1	<0.5	NA	NA	NA	NA
92508536	Trip Blank	N/A	11/30/2020	NA	<0.5	<0.5	<0.5	<0.5	<0.5	<1	<0.5	<1	<0.5	<0.5	<0.5	<0.5	<0.5	<2	<0.5	<2	<0.5	<2	<0.5	<0.5	<0.5	<0.5	<0.5	<1	<0.5	<0.5	<1	<1.5	<1	<0.5	NA	NA	NA	NA
92508536	Trip Blank 2	N/A	11/30/2020	NA	<0.5	<0.5	<0.5	<0.5	<0.5	<1	<0.5	<1	<0.5	<0.5	<0.5	<0.5	<0.5	<2	<0.5	<2	<0.5	<2	<0.5	<0.5	<0.5	<0.5	<0.5	<1	<0.5	<0.5	<1	<1.5	<1	<0.5	NA	NA	NA	NA
92508884	Trip Blank	N/A	12/01/2020	NA	<0.5	<0.5	<0.5	<0.5	<0.5	<1	<0.5	<1	<0.5	<0.5	<0.5	<0.5	<0.5	<2	<0.5	<2	<0.5	<2	<0.5	<0.5	<0.5	<0.5	<0.5	<1	<0.5	<0.5	<1	<1.5	<1	<0.5	NA	NA	NA	NA
92509250	Trip Blank	N/A	12/02/2020	NA	<0.5	<0.5	<0.5	<0.5	<0.5	<1	<0.5	<1	<0.5	<0.5	<0.5	<0.5	<0.5	<2	<0.5	<2	<0.5	<2	<0.5	<0.5	<0.5	<0.5	<0.5	<1	<0.5	<0.5	<1	<1.5	<1	<0.5	NA	NA	NA	NA
92509252	Trip Blank	N/A	12/02/2020	NA	<0.5	<0.5	<0.5	<0.5	<0.5	<1	<0.5	<1	<0.5	<0.5	<0.5	<0.5	<0.5	<2	<0.5	<2	<0.5	<2	<0.5	<0.5	<0.5	<0.5	<0.5	<1	<0.5	<0.5	<1	<1.5	<1	<0.5	NA	NA	NA	NA
92509253	Trip Blank	N/A	12/02/2020	NA	<0.5	<0.5	<0.5	<0.5	<0.5	<1	<0.5	<1	<0.5	<0.5	<0.5	<0.5	<0.5	<2	<0.5	<2	<0.5	<2	<0.5	<0.5	<0.5	<0.5	<0.5	<1	<0.5	<0.5	<1	<1.5	<1	<0.5	NA	NA	NA	NA
92509255	Trip Blank	N/A	12/02/2020	NA	<0.5	<0.5	<0.5	<0.5	<0.5	<1	<0.5	<1	<0.5	<0.5	<0.5	<0.5	<0.5	<2	<0.5	<2	<0.5	<2	<0.5	<0.5	<0.5	<0.5	<0.5	<1	<0.5	<0.5	<1	<1.5	<1	<0.5	NA	NA	NA	NA
92509251	Trip Blank	N/A	12/02/2020	NA	<0.5	<0.5	<0.5	<0.5	<0.5	<1	<0.5	<1	<0.5	<0.5	<0.5	<0.5	<0.5	<2	<0.5	<2	<0.5	<2	<0.5	<0.5	<0.5	<0.5	<0.5	<1	<0.5	<0.5	<1	<1.5	<1	<0.5	NA	NA	NA	NA
92508881	Trip Blank	N/A	12/01/2020	NA	<0.5	<0.5	<0.5	<0.5	<0.5	<1	<0.5	<1	<0.5	<0.5	<0.5	<0.5	<0.5	<2	<0.5	<2	<0.5	<2	<0.5	<0.5	<0.5	<0.5	<0.5	<1	<0.5	<0.5	<1	<1.5	<1	<0.5	NA	NA	NA	NA
92509555	Trip Blank	N/A	12/03/2020	NA	<0.5	<0.5	<0.5	<0.5	<0.5	<1	<0.5	<1	<0.5	<0.5	<0.5	<0.5	<0.5	<2	<0.5	<2	<0.5	<2	<0.5	<0.5	<0.5	<0.5	<0.5	<1	<0.5	<0.5	<1	<1.5	<1	<0.5	NA	NA	NA	NA
92509560	Trip Blank	N/A	12/03/2020	NA	<0.5	<0.5	<0.5	<0.5	<0.5	<1	<0.5	<1	<0.5	<0.5	<0.5	<0.5	<0.5	<2	<0.5	<2	<0.5	<2	<0.5	<0.5	<0.5	<0.5	<0.5	<1	<0.5	<0.5	<1	<1.5	<1	<0.5	NA	NA	NA	NA
92508886	Trip Blank	N/A	12/02/2020	NA	<0.5	<0.5	<0.5	<0.5	<0.5	<1	<0.5	<1	<0.5	<0.5	<0.5	<0.5	<0.5	<2	<0.5	<2	<0.5	<2	<0.5	<0.5	<0.5	<0.5	<0.5	<1	<0.5	<0.5	<1	<1.5	<1	<0.5	NA	NA	NA	NA
92514892	Trip Blank	N/A	01/05/2021	NA	<0.5	<0.5	<0.5	<0.5	<0.5	<1	<0.5	<1	<0.5	<0.5	<0.5	<0.5	<0.5	<2	<0.5	<2	<0.5	<2	<0.5	<0.5	<0.5	<0.5	<0.5	<1	<0.5	<0.5	<1	<1.5	<1	<0.5	NA	NA	NA	NA
92515214	Trip Blank	N/A	01/06/2021	NA	<0.5	<0.5	<0.5	<0.5	<0.5	<1	<0.5	<1	<0.5	<0.5	<0.5	<0.5	<0.5	<2	<0.5	<2	<0.5	<2	<0.5	<0.5	<0.5	<0.5	<0.5	<1	<0.5	<0.5	<1	<1.5	<1	<0.5	NA	NA	NA	NA
92515216	Trip Blank	N/A	01/06/2021	NA	<0.5	<0.5	<0.5	<0.5	<0.5	<1	<0.5	<1	<0.5	<0.5	<0.5	<0.5	<0.5	<2	<0.5	<2	<0.5	<2	<0.5	<0.5	<0.5	<0.5	<0.5	<1	<0.5	<0.5	<1	<1.5	<1	<0.5	NA	NA	NA	NA
92514602	Trip Blank	N/A	01/04/2021	NA	<0.50	<0.50	<0.50	<0.50	<0.50	<1.0	<0.50	<1.0	<0.50	<0.50	<0.50	<0.50	<0.50	<2.0	<0.50	<2.0	<0.50	<2.0	<0.50	<0.50	<0.50	<0.50	<0.50	<1.0	<0.50	<0.50	<1.0	<1.5	<1.0	<0.50	NA	NA	NA	NA
92514955	Trip Blank	N/A	01/05/2021	NA	<0.50	<0.50	<0.50	<0.50	<0.50	<1.0	<0.50	<1.0	<0.50	<0.50	<0.50	<0.50	<0.50	<2.0	<0.50	<2.0	<0.50	<2.0	<0.50	<0.50	<0.50	<0.50	<0.50	<1.0	<0.50	<0.50	<1.0	<1.5	<1.0	<0.50	NA	NA	NA	NA

Table 5A
Summary of Monitoring Well Sampling Results

Colonial Pipeline Company
2020-L1-SR2448
Huntersville, North Carolina

Lab Report Number	Sample ID	Well ID	Sample Date	Metals (µg/L)	VOCs (µg/L)																														MADEP VPH (µg/L)			
				Lead	Benzene	Bromochloromethane	Bromodichloromethane	n-Butylbenzene	sec-Butylbenzene	Chloroethane	Chloroform	Chloromethane	2-Chlorotoluene	Dibromochloromethane	1,2-Dichloroethane	Diisopropyl ether	Ethylbenzene	Hexachloro-1,3-butadiene	Isopropylbenzene (Cumene)	Methylene Chloride	Methyl-tert-butyl ether	Naphthalene	n-Propylbenzene	Styrene	Tetrachloroethene	Toluene	Trichloroethene	Trichlorofluoromethane	1,2,4-Trimethylbenzene	1,3,5-Trimethylbenzene	Vinyl chloride	Xylene (Total)	m&p-Xylene	o-Xylene	C5 - C8 Aliphatics	C9 - C12 Aliphatics	C9 - C10 Aromatics	VPH (Total)
			NCAC 2L Standards	**15**	**1**	**NE**	**0.6**	**70**	**70**	**3000**	**70**	**3**	**100**	**0.4**	**0.4**	**70**	**600**	**0.4**	**70**	**5**	**20**	**6**	**70**	**70**	**0.7**	**600**	**3**	**2000**	**400**	**400**	**0.03**	**500**	**500**	**500**	**400**	**700**	**200**	**NE**
			IMAC Standards	--	--	--	--	--	--	--	--	--	--	--	--	--	--	--	--	--	--	--	--	--	--	--	--	--	--	--	--	--	--	--	--	--	--	--
92515213	TB	N/A	01/06/2021	NA	<0.50	<0.50	<0.50	<0.50	<0.50	<1.0	<0.50	<1.0	<0.50	<0.50	<0.50	<0.50	<0.50	<2.0	<0.50	<2.0	<0.50	<2.0	<0.50	<0.50	<0.50	<0.50	<0.50	<1.0	<0.50	<0.50	<1.0	<1.5	<1.0	<0.50	NA	NA	NA	NA
92515075	Trip Blank	N/A	01/06/2021	NA	<0.5	<0.5	<0.5	<0.5	<0.5	<1	<0.5	<1	<0.5	<0.5	<0.5	<0.5	<0.5	<2	<0.5	<2	<0.5	<2	<0.5	<0.5	<0.5	<0.5	<0.5	<1	<0.5	<0.5	<1	<1.5	<1	<0.5	NA	NA	NA	NA
92515543	TRIP BLANK	N/A	01/07/2021	NA	<0.50	<0.50	<0.50	<0.50	<0.50	<1.0	<0.50	<1.0	<0.50	<0.50	<0.50	<0.50	<0.50	<2.0	<0.50	<2.0	<0.50	<2.0	<0.50	<0.50	<0.50	<0.50	<0.50	<1.0	<0.50	<0.50	<1.0	<1.5	<1.0	<0.50	NA	NA	NA	NA
92515354	Trip Blank	N/A	01/07/2021	NA	<0.5	<0.5	<0.5	<0.5	<0.5	<1	<0.5	<1	<0.5	<0.5	<0.5	<0.5	<0.5	<2	<0.5	<2	<0.5	<2	<0.5	<0.5	<0.5	<0.5	<0.5	<1	<0.5	<0.5	<1	<1.5	<1	<0.5	NA	NA	NA	NA
92515387	Trip Blank	N/A	01/07/2021	NA	<0.5	<0.5	<0.5	<0.5	<0.5	<1	<0.5	<1	<0.5	<0.5	<0.5	<0.5	<0.5	<2	<0.5	<2	<0.5	<2	<0.5	<0.5	<0.5	<0.5	<0.5	<1	<0.5	<0.5	<1	<1.5	<1	<0.5	NA	NA	NA	NA
92515544	Trip Blank	N/A	01/07/2021	NA	<0.5	<0.5	<0.5	<0.5	<0.5	<1	<0.5	<1	<0.5	<0.5	<0.5	<0.5	<0.5	<2	<0.5	<2	<0.5	<2	<0.5	<0.5	<0.5	<0.5	<0.5	<1	<0.5	<0.5	<1	<1.5	<1	<0.5	NA	NA	NA	NA
92515548	Trip Blank	N/A	01/07/2021	NA	<0.5	<0.5	<0.5	<0.5	<0.5	<1	<0.5	<1	<0.5	<0.5	<0.5	<0.5	<0.5	<2	<0.5	<2	<0.5	<2	<0.5	<0.5	<0.5	<0.5	<0.5	<1	<0.5	<0.5	<1	<1.5	<1	<0.5	NA	NA	NA	NA
92515755	Trip Blank	N/A	01/09/2021	NA	<0.50	<0.50	<0.50	<0.50	<0.50	<1.0	<0.50	<1.0	<0.50	<0.50	<0.50	<0.50	<0.50	<2.0	<0.50	<2.0	<0.50	<2.0	<0.50	<0.50	<0.50	<0.50	<0.50	<1.0	<0.50	<0.50	<1.0	<1.5	<1.0	<0.50	NA	NA	NA	NA
92515762	Trip Blank	N/A	01/10/2021	NA	<0.50	<0.50	<0.50	<0.50	<0.50	<1.0	<0.50	<1.0	<0.50	<0.50	<0.50	<0.50	<0.50	<2.0	<0.50	<2.0	<0.50	<2.0	<0.50	<0.50	<0.50	<0.50	<0.50	<1.0	<0.50	<0.50	<1.0	<1.5	<1.0	<0.50	NA	NA	NA	NA
92516451	Trip Blank	N/A	01/12/2021	NA	<0.50	<0.50	<0.50	<0.50	<0.50	<1.0	<0.50	<1.0	<0.50	<0.50	<0.50	<0.50	<0.50	<2.0	<0.50	<2.0	<0.50	<2.0	<0.50	<0.50	<0.50	<0.50	<0.50	<1.0	<0.50	<0.50	<1.0	<1.5	<1.0	<0.50	NA	NA	NA	NA
92520901	Trip Blank	N/A	02/08/2021	NA	<0.5	<0.5	<0.5	<0.5	<0.5	<1	<0.5	<1	<0.5	<0.5	<0.5	<0.5	<0.5	<2	<0.5	<2	<0.5	<2	<0.5	<0.5	<0.5	<0.5	<0.5	<1	<0.5	<0.5	<1	<1.5	<1	<0.5	NA	NA	NA	NA
92521237	Trip Blank	N/A	02/09/2021	NA	<0.5	<0.5	<0.5	<0.5	<0.5	<1	<0.5	<1	<0.5	<0.5	<0.5	<0.5	<0.5	<2	<0.5	<2	<0.5	<2	<0.5	<0.5	<0.5	<0.5	<0.5	<1	<0.5	<0.5	<1	<1.5	<1	<0.5	NA	NA	NA	NA
92521871	TRIP BLANK	N/A	02/11/2021	NA	<0.5	<0.5	<0.5	<0.5	<0.5	<1	<0.5	<1	<0.5	<0.5	<0.5	<0.5	<0.5	<2	<0.5	<2	<0.5	<2	<0.5	<0.5	<0.5	<0.5	<0.5	<1	<0.5	<0.5	<1	<1.5	<1	<0.5	NA	NA	NA	NA
92522125	Trip Blank	N/A	02/12/2021	NA	<0.5	<0.5	<0.5	<0.5	<0.5	<1	<0.5	<1	<0.5	<0.5	<0.5	<0.5	<0.5	<2	<0.5	<2	<0.5	<2	<0.5	<0.5	<0.5	<0.5	<0.5	<1	<0.5	<0.5	<1	<1.5	<1	<0.5	NA	NA	NA	NA
92521555	Trip Blank	N/A	02/10/2021	NA	<0.5	<0.5	<0.5	<0.5	<0.5	<1	<0.5	<1	<0.5	<0.5	<0.5	<0.5	<0.5	<2	<0.5	<2	<0.5	<2	<0.5	<0.5	<0.5	<0.5	<0.5	<1	<0.5	<0.5	<1	<1.5	<1	<0.5	NA	NA	NA	NA
92522267	Trip Blank	N/A	02/15/2021	NA	<0.5	<0.5	<0.5	<0.5	<0.5	<1	<0.5	<1	<0.5	<0.5	<0.5	<0.5	<0.5	<2	<0.5	<2	<0.5	<2	<0.5	<0.5	<0.5	<0.5	<0.5	<1	<0.5	<0.5	<1	<1.5	<1	<0.5	NA	NA	NA	NA
92526616	Trip Blank	N/A	03/09/2021	NA	<0.5	<0.5	<0.5	<0.5	<0.5	<1	<0.5	<1	<0.5	<0.5	<0.5	<0.5	<0.5	<2	<0.5	<2	<0.5	<2	<0.5	<0.5	<0.5	<0.5	<0.5	<1	<0.5	<0.5	<1	<1.5	<1	<0.5	NA	NA	NA	NA
92526262	Trip Blank	N/A	03/08/2021	NA	<0.5	<0.5	<0.5	<0.5	<0.5	<1	<0.5	<1	<0.5	<0.5	<0.5	<0.5	<0.5	<2	<0.5	<2	<0.5	<2	<0.5	<0.5	<0.5	<0.5	<0.5	<1	<0.5	<0.5	<1	<1.5	<1	<0.5	NA	NA	NA	NA
92526264	Trip Blank	N/A	03/08/2021	NA	<0.5	<0.5	<0.5	<0.5	<0.5	<1	<0.5	<1	<0.5	<0.5	<0.5	<0.5	<0.5	<2	<0.5	<2	<0.5	<2	<0.5	<0.5	<0.5	<0.5	<0.5	<1	<0.5	<0.5	<1	<1.5	<1	<0.5	NA	NA	NA	NA
92526257	Trip Blank	N/A	03/08/2021	NA	<0.5	<0.5	<0.5	<0.5	<0.5	<1	<0.5	<1	<0.5	<0.5	<0.5	<0.5	<0.5	<2	<0.5	<2	<0.5	<2	<0.5	<0.5	<0.5	<0.5	<0.5	<1	<0.5	<0.5	<1	<1.5	<1	<0.5	NA	NA	NA	NA
92526618	TRIP BLANK	N/A	03/09/2021	NA	<0.5	<0.5	<0.5	<0.5	<0.5	<1	<0.5	<1	<0.5	<0.5	<0.5	<0.5	<0.5	<2	<0.5	<2	<0.5	<2	<0.5	<0.5	<0.5	<0.5	<0.5	<1	<0.5	<0.5	<1	<1.5	<1	<0.5	NA	NA	NA	NA
92526989	Trip Blank	N/A	03/10/2021	NA	<0.5	<0.5	<0.5	<0.5	<0.5	<1	<0.5	<1	<0.5	<0.5	<0.5	<0.5	<0.5	<2	<0.5	<2	<0.5	<2	<0.5	<0.5	<0.5	<0.5	<0.5	<1	<0.5	<0.5	<1	<1.5	<1	<0.5	NA	NA	NA	NA
92526977	Trip Blank	N/A	03/10/2021	NA	<0.5	<0.5	<0.5	<0.5	<0.5	<1	<0.5	<1	<0.5	<0.5	<0.5	<0.5	<0.5	<2	<0.5	<2	<0.5	<2	<0.5	<0.5	<0.5	<0.5	<0.5	<1	<0.5	<0.5	<1	<1.5	<1	<0.5	NA	NA	NA	NA
92527327	Trip Blank	N/A	03/11/2021	NA	<0.5	<0.5	<0.5	<0.5	<0.5	<1	<0.5	<1	<0.5	<0.5	<0.5	<0.5	<0.5	<2	<0.5	<2	<0.5	<2	<0.5	<0.5	<0.5	<0.5	<0.5	<1	<0.5	<0.5	<1	<1.5	<1	<0.5	NA	NA	NA	NA
92527336	Trip Blank	N/A	03/11/2021	NA	<0.5	<0.5	<0.5	<0.5	<0.5	<1	<0.5	<1	<0.5	<0.5	<0.5	<0.5	<0.5	<2	<0.5	<2	<0.5	<2	<0.5	<0.5	<0.5	<0.5	<0.5	<1	<0.5	<0.5	<1	<1.5	<1	<0.5	NA	NA	NA	NA
92527326	Trip Blank	N/A	03/11/2021	NA	<0.5	<0.5	<0.5	<0.5	<0.5	<1	<0.5	<1	<0.5	<0.5	<0.5	<0.5	<0.5	<2	<0.5	<2	<0.5	<2	<0.5	<0.5	<0.5	<0.5	<0.5	<1	<0.5	<0.5	<1	<1.5	<1	<0.5	NA	NA	NA	NA
92527474	Trip Blank	N/A	03/12/2021	NA	<0.5	<0.5	<0.5	<0.5	<0.5	<1	<0.5	<1	<0.5	<0.5	<0.5	<0.5	<0.5	<2	<0.5	<2	<0.5	<2	<0.5	<0.5	<0.5	<0.5	<0.5	<1	<0.5	<0.5	<1	<1.5	<1	<0.5	NA	NA	NA	NA
92527475	Trip Blank	N/A	03/12/2021	NA	<0.5	<0.5	<0.5	<0.5	<0.5	<1	<0.5	<1	<0.5	<0.5	<0.5	<0.5	<0.5	<2	<0.5	<2	<0.5	<2	<0.5	<0.5	<0.5	<0.5	<0.5	<1	<0.5	<0.5	<1	<1.5	<1	<0.5	NA	NA	NA	NA
92531225	Trip Blank	N/A	04/05/2021	NA	<0.5	<0.5	<0.5	<0.5	<0.5	<1	<0.5	<1	<0.5	<0.5	<0.5	<0.5	<0.5	<2	<0.5	<2	<0.5	<2	<0.5	<0.5	<0.5	<0.5	<0.5	<1	<0.5	<0.5	<1	<1.5	<1	<0.5	NA	NA	NA	NA
92531227	Trip Blank	N/A	04/05/2021	NA	<0.5	<0.5	<0.5	<0.5	<0.5	<1	<0.5	<1	<0.5	<0.5	<0.5	<0.5	<0.5	<2	<0.5	<2	<0.5	<2	<0.5	<0.5	<0.5	<0.5	<0.5	<1	<0.5	<0.5	<1	<1.5	<1	<0.5	NA	NA	NA	NA
92531238	Trip Blank	N/A	04/05/2021	NA	<0.5	<0.5	<0.5	<0.5	<0.5	<1	<0.5	<1	<0.5	<0.5	<0.5	<0.5	<0.5	<2	<0.5	<2	<0.5	<2	<0.5	<0.5	<0.5	<0.5	<0.5	<1	<0.5	<0.5	<1	<1.5	<1	<0.5	NA	NA	NA	NA
92531231	Trip Blank	N/A	04/05/2021	NA	<0.5	<0.5	<0.5	<0.5	<0.5	<1	<0.5	<1	<0.5	<0.5	<0.5	<0.5	<0.5	<2	<0.5	<2	<0.5	<2	<0.5	<0.5	<0.5	<0.5	<0.5	<1	<0.5	<0.5	<1	<1.5	<1	<0.5	NA	NA	NA	NA
92531580	Trip Blank	N/A	04/06/2021	NA	<0.5	<0.5	<0.5	<0.5	<0.5	<1	<0.5	<1	<0.5	<0.5	<0.5	<0.5	<0.5	<2	<0.5	<2	<0.5	<2	<0.5	<0.5	<0.5	<0.5	<0.5	<1	<0.5	<0.5	<1	<1.5	<1	<0.5	NA	NA	NA	NA
92531585	Trip Blank	N/A	04/06/2021	NA	<0.5	<0.5	<0.5	<0.5	<0.5	<1	<0.5	<1	<0.5	<0.5	<0.5	<0.5	<0.5	<2	<0.5	<2	<0.5	<2	<0.5	<0.5	<0.5	<0.5	<0.5	<1	<0.5	<0.5	<1	<1.5	<1	<0.5	NA	NA	NA	NA
92531581	Trip Blank	N/A	04/06/2021	NA	<0.5	<0.5	<0.5	<0.5	<0.5	<1	<0.5	<1	<0.5	<0.5	<0.5	<0.5	<0.5	<2	<0.5	<2	<0.5	<2	<0.5	<0.5	<0.5	<0.5	<0.5	<1	<0.5	<0.5	<1	<1.5	<1	<0.5	NA	NA	NA	NA
92531853	Trip Blank	N/A	04/07/2021	NA	<0.5	<0.5	<0.5	<0.5	<0.5	<1	<0.5	<1	<0.5	<0.5	<0.5	<0.5	<0.5	<2	<0.5	<2	<0.5	<2	<0.5	<0.5	<0.5	<0.5	<0.5	<1	<0.5	<0.5	<1	<1.5	<1	<0.5	NA	NA	NA	NA
92532417	Trip Blank	N/A	04/09/2021	NA	<0.5	<0.5	<0.5	<0.5	<0.5	<1	<0.5	<1	<0.5	<0.5	<0.5	<0.5	<0.5	<2	<0.5	<2	<0.5	<2	<0.5	<0.5	<0.5	<0.5	<0.5	<1	<0.5	<0.5	<1	<1.5	<1	<0.5	NA	NA	NA	NA
92536428	Trip Blank	N/A	05/03/2021	NA	<0.5	<0.5	<0.5	<0.5	<0.5	<1	<0.5	<1	<0.5	<0.5	<0.5	<0.5	<0.5	<2	<0.5	<2	<0.5	<2	<0.5	<0.5	<0.5	<0.5	<0.5	<1	<0.5	<0.5	<1	<1.5	<1	<0.5	NA	NA	NA	NA
92536430	Trip Blank	N/A	05/03/2021	NA	<0.5	<0.5	<0.5	<0.5	<0.5	<1	<0.5	<1	<0.5	<0.5	<0.5	<0.5	<0.5	<2	<0.5	<2	<0.5	<2	<0.5	<0.5	<0.5	<0.5	<0.5	<1	<0.5	<0.5	<1	<1.5	<1	<0.5	NA	NA	NA	NA
92536429	Trip Blank	N/A	05/03/2021	NA	<0.5	<0.5	<0.5	<0.5	<0.5	<1	<0.5	<1	<0.5	<0.5	<0.5	<0.5	<0.5	<2	<0.5	<2	<0.5	<2	<0.5	<0.5	<0.5	<0.5	<0.5	<1	<0.5	<0.5	<1	<1.5	<1	<0.5	NA	NA	NA	NA
92536726	Trip Blank	N/A	05/04/2021	NA	<0.5	<0.5	<0.5	<0.5	<0.5	<1	<0.5	<1	<0.5	<0.5	<0.5	<0.5	<0.5	<2	<0.5	<2	<0.5	<2	<0.5	<0.5	<0.5	<0.5	<0.5	<1	<0.5	<0.5	<1	<1.5	<1	<0.5	NA	NA	NA	NA
92537489	Trip Blank	N/A	05/15/2021	NA	<0.5	<0.5	<0.5	<0.5	<0.5	<1	<0.5	<1	<0.5	<0.5	<0.5	<0.5	<0.5	<2	<0.5	<2	<0.5	<2	<0.5	<0.5	<0.5	<0.5	<0.5	<1	<0.5	<0.5	<1	<1.5	<1	<0.5	NA	NA	NA	NA
92537784	Trip Blank	N/A	05/07/2021	NA	<0.5	<0.5	<0.5	<0.5	<0.5	<1	<0.5	<1	<0.5	<0.5	<0.5	<0.5	<0.5	<2	<0.5	<2	<0.5	<2	<0.5	<0.5	<0.5	<0.5	<0.5	<1	<0.5	<0.5	<1	<1.5	<1	<0.5	NA	NA	NA	NA
92537784	Trip Blank	N/A	05/07/2021	NA	<0.5	<0.5	<0.5	<0.5	<0.5	<1	<0.5	<1	<0.5	<0.5	<0.5	<0.5	<0.5	<2	<0.5	<2	<0.5	<2	<0.5	<0.5	<0.5	<0.5	<0.5	<1	<0.5	<0.5	<1	<1.5	<1	<0.5	NA	NA	NA	NA
92541699	Trip Blank	N/A	06/01/2021	NA	<0.5	<0.5	<0.5	<0.5	<0.5	<1	<0.5	<1	<0.5	<0.5	<0.5	<0.5	<0.5	<2	<0.5	<2	<0.5	<2	<0.5	<0.5	<0.5	<0.5	<0.5	<1	<0.5	<0.5	<1	<1.5	<1	<0.5	NA	NA	NA	NA
92541703	TB	N/A	06/01/2021	NA	<0.5	<0.5	<0.5	<0.5	<0.5	<1	<0.5	<1	<0.5	<0.5	<0.5	<0.5	<0.5	<2	<0.5	<2	<0.5	<2	<0.5	<0.5	<0.5	<0.5	<0.5	<1	<0.5	<0.5	<1	<1.5	<1	<0.5	NA	NA	NA	NA
92541706	TRIP BLANK	N/A	06/01/2021	NA	<0.5	<0.5	<0.5	<0.5	<0.5	<1	<0.5	<1	<0.5	<0.5	<0.5	<0.5	<0.5	<2	<0.5	<2	<0.5	<2	<0.5	<0.5	<0.5	<0.5	<0.5	<1	<0.5	<0.5	<1	<1.5	<1	<0.5	NA	NA	NA	NA
92541705	TRIP BLANK	N/A	06/01/2021	NA	<0.5	<0.5	<0.5	<0.5	<0.5	<1	<0.5	<1	<0.5	<0.5	<0.5	<0.5	<0.5	<2	<0.5	<2	<0.5	<2	<0.5	<0.5	<0.5	<0.5	<0.5	<1	<0.5	<0.5	<1	<1.5	<1	<0.5	NA	NA	NA	NA
92542375	Trip Blank 1	N/A	06/03/2021	NA	<0.5	<0.5	<0.5	<0.5	<0.5	<1	<0.5	<1	<0.5	<0.5	<0.5	<0.5	<0.5	<2	<0.5	<2	<0.5	<2	<0.5	<0.5	<0.5	<0.5	<0.5	<1	<0.5	<0.5	<1	<1.5	<1	<0.5	NA	NA	NA	NA
92542375	Trip Blank 2	N/A	06/03/2021	NA	<0.5	<0.5	<0.5	<0.5	<0.5	<1	<0.5	<1	<0.5	<0.5	<0.5	<0.5	<0.5	<2	<0.5	<2	<0.5	<2	<0.5	<0.5	<0.5	<0.5	<0.5	<1	<0.5	<0.5	<1	<1.5	<1	<0.5	NA	NA	NA	NA
92542611	Trip Blank-1	N/A	06/04/2021	NA	<0.5	<0.5	<0.5	<0.5	<0.5	<1	<0.5	<1	<0.5	<0.5	<0.5	<0.5	<0.5	<2	<0.5	<2	<0.5	<2	<0.5	<0.5	<0.5	<0.5	<0.5	<1	<0.5	<0.5	<1	<1.5	<1	<0.5	NA	NA	NA	NA

Table 5A
Summary of Monitoring Well Sampling Results

Colonial Pipeline Company
2020-L1-SR2448
Huntersville, North Carolina

Lab Report Number	Sample ID	Well ID	Sample Date	Metals (µg/L)	VOCs (µg/L)																													MADEP VPH (µg/L)			
				Lead	Benzene	Bromochloromethane	Bromodichloromethane	n-Butylbenzene	sec-Butylbenzene	Chloroethane	Chloroform	Chloromethane	2-Chlorotoluene	Dibromochloromethane	1,2-Dichloroethane	Diisopropyl ether	Ethylbenzene	Hexachloro-1,3-butadiene	Isopropylbenzene (Cumene)	Methylene Chloride	Methyl-tert-butyl ether	Naphthalene	n-Propylbenzene	Styrene	Tetrachloroethene	Toluene	Trichloroethene	Trichlorofluoromethane	1,2,4-Trimethylbenzene	1,3,5-Trimethylbenzene	Vinyl chloride	Xylene (Total)	m&p-Xylene	o-Xylene	C5 - C8 Aliphatics	C9 - C12 Aliphatics	C9 - C10 Aromatics	VPH (Total)
			NCAC 2L Standards	**15**	**1**	**NE**	**0.6**	**70**	**70**	**3000**	**70**	**3**	**100**	**0.4**	**0.4**	**70**	**600**	**0.4**	**70**	**5**	**20**	**6**	**70**	**70**	**0.7**	**600**	**3**	**2000**	**400**	**400**	**0.03**	**500**	**500**	**500**	**400**	**700**	**200**	**NE**
			IMAC Standards	--	--	--	--	--	--	--	--	--	--	--	--	--	--	--	--	--	--	--	--	--	--	--	--	--	--	--	--	--	--	--	--	--	--	--
92542611	Trip Blank-2	N/A	06/04/2021	NA	<0.5	<0.5	<0.5	<0.5	<0.5	<1	<0.5	<1	<0.5	<0.5	<0.5	<0.5	<0.5	<2	<0.5	<2	<0.5	<2	<0.5	<0.5	<0.5	<0.5	<0.5	<1	<0.5	<0.5	<1	<1.5	<1	<0.5	NA	NA	NA	NA
92541991	Trip Blank	N/A	06/02/2021	NA	<0.5	<0.5	<0.5	<0.5	<0.5	<1	<0.5	<1	<0.5	<0.5	<0.5	<0.5	<0.5	<2	<0.5	<2	<0.5	<2	<0.5	<0.5	<0.5	<0.5	<0.5	<1	<0.5	<0.5	<1	<1.5	<1	<0.5	NA	NA	NA	NA
92541992	Trip Blank	N/A	06/02/2021	NA	<0.5	<0.5	<0.5	<0.5	<0.5	<1	<0.5	<1	<0.5	<0.5	<0.5	<0.5	<0.5	<2	<0.5	<2	<0.5	<2	<0.5	<0.5	<0.5	<0.5	<0.5	<1	<0.5	<0.5	<1	<1.5	<1	<0.5	NA	NA	NA	NA
92541993	Trip Blank	N/A	06/02/2021	NA	<0.5	<0.5	<0.5	<0.5	<0.5	<1	<0.5	<1	<0.5	<0.5	<0.5	<0.5	<0.5	<2	<0.5	<2	<0.5	<2	<0.5	<0.5	<0.5	<0.5	<0.5	<1	<0.5	<0.5	<1	<1.5	<1	<0.5	NA	NA	NA	NA
92542350	Trip Blank	N/A	06/03/2021	NA	<0.5	<0.5	<0.5	<0.5	<0.5	<1	<0.5	<1	<0.5	<0.5	<0.5	<0.5	<0.5	<2	<0.5	<2	<0.5	<2	<0.5	<0.5	<0.5	<0.5	<0.5	<1	<0.5	<0.5	<1	<1.5	<1	<0.5	NA	NA	NA	NA
92542352	Trip Blank	N/A	06/03/2021	NA	<0.5	<0.5	<0.5	<0.5	<0.5	<1	<0.5	<1	<0.5	<0.5	<0.5	<0.5	<0.5	<2	<0.5	<2	<0.5	<2	<0.5	<0.5	<0.5	<0.5	<0.5	<1	<0.5	<0.5	<1	<1.5	<1	<0.5	NA	NA	NA	NA
92543881	Trip Blank	N/A	06/11/2021	NA	<0.5	<0.5	<0.5	<0.5	<0.5	<1	<0.5	<1	<0.5	<0.5	<0.5	<0.5	<0.5	<2	<0.5	<2	<0.5	<2	<0.5	<0.5	<0.5	<0.5	<0.5	<1	<0.5	<0.5	<1	<1.5	<1	<0.5	NA	NA	NA	NA
92544305	Trip Blank	N/A	06/15/2021	NA	<0.5	<0.5	<0.5	<0.5	<0.5	<1	<0.5	<1	<0.5	<0.5	<0.5	<0.5	<0.5	<2	<0.5	<2	<0.5	<2	<0.5	<0.5	<0.5	<0.5	<0.5	<1	<0.5	<0.5	<1	<1.5	<1	<0.5	NA	NA	NA	NA
92547898	Trip Blank	N/A	07/06/2021	NA	<0.5	<0.5	<0.5	<0.5	<0.5	<1	<0.5	<1	<0.5	<0.5	<0.5	<0.5	<0.5	<2	<0.5	<2	<0.5	<2	<0.5	<0.5	<0.5	<0.5	<0.5	<1	<0.5	<0.5	<1	<1	<1	<0.5	NA	NA	NA	NA
92547901	Trip Blank	N/A	07/06/2021	NA	<0.5	<0.5	<0.5	<0.5	<0.5	<1	<0.5	<1	<0.5	<0.5	<0.5	<0.5	<0.5	<2	<0.5	<2	<0.5	<2	<0.5	<0.5	<0.5	<0.5	<0.5	<1	<0.5	<0.5	<1	<1.5	<1	<0.5	NA	NA	NA	NA
92548170	Trip Blank	N/A	07/07/2021	NA	<0.5	<0.5	<0.5	<0.5	<0.5	<1	<0.5	<1	<0.5	<0.5	<0.5	<0.5	<0.5	<2	<0.5	<2	<0.5	<2	<0.5	<0.5	<0.5	<0.5	<0.5	<1	<0.5	<0.5	<1	<1.5	<1	<0.5	NA	NA	NA	NA
92548168	Trip Blank	N/A	07/07/2021	NA	<0.5	<0.5	<0.5	<0.5	<0.5	<1	<0.5	<1	<0.5	<0.5	<0.5	<0.5	<0.5	<2	<0.5	<2	<0.5	<2	<0.5	<0.5	<0.5	<0.5	<0.5	<1	<0.5	<0.5	<1	<1.5	<1	<0.5	NA	NA	NA	NA
92548169	Trip Blank	NA	07/07/2021	NA	<0.5	<0.5	<0.5	<0.5	<0.5	<1	<0.5	<1	<0.5	<0.5	<0.5	<0.5	<0.5	<2	<0.5	<2	<0.5	<2	<0.5	<0.5	<0.5	<0.5	<0.5	<1	<0.5	<0.5	<1	<1.5	<1	<0.5	NA	NA	NA	NA
92548527	Trip Blank	N/A	07/08/2021	NA	<0.5	<0.5	<0.5	<0.5	<0.5	<1	<0.5	<1	<0.5	<0.5	<0.5	<0.5	<0.5	<2	<0.5	<2	<0.5	<2	<0.5	<0.5	<0.5	<0.5	<0.5	<1	<0.5	<0.5	<1	<1.5	<1	<0.5	NA	NA	NA	NA
92548518	Trip Blank	N/A	07/08/2021	NA	<0.5	<0.5	<0.5	<0.5	<0.5	<1	<0.5	<1	<0.5	<0.5	<0.5	<0.5	<0.5	<2	<0.5	<2	<0.5	<2	<0.5	<0.5	<0.5	<0.5	<0.5	<1	<0.5	<0.5	<1	<1.5	<1	<0.5	NA	NA	NA	NA
92548519	Trip Blank	N/A	07/08/2021	NA	<0.5	<0.5	<0.5	<0.5	<0.5	<1	<0.5	<1	<0.5	<0.5	<0.5	<0.5	<0.5	<2	<0.5	<2	<0.5	<2	<0.5	<0.5	<0.5	<0.5	<0.5	<1	<0.5	<0.5	<1	<1.5	<1	<0.5	NA	NA	NA	NA
92548787	TRIP BLANK	N/A	07/09/2021	NA	<0.5	<0.5	<0.5	<0.5	<0.5	<1	<0.5	<1	<0.5	<0.5	<0.5	<0.5	<0.5	<2	<0.5	<2	<0.5	<2	<0.5	<0.5	<0.5	<0.5	<0.5	<1	<0.5	<0.5	<1	<1.5	<1	<0.5	NA	NA	NA	NA
92551297	TRIP BLANK	N/A	07/22/2021	NA	<0.5	<0.5	<0.5	<0.5	<0.5	<1	<0.5	<1	<0.5	<0.5	<0.5	<0.5	<0.5	<2	<0.5	<2	<0.5	<2	<0.5	<0.5	<0.5	<0.5	<0.5	<1	<0.5	<0.5	<1	<1.5	<1	<0.5	NA	NA	NA	NA
92551300	TRIP BLANK	N/A	07/22/2021	NA	<0.5	NA	NA	NA	NA	NA	NA	NA	NA	NA	NA	NA	NA	NA	NA	NA	NA	NA	NA	NA	NA	NA	NA	NA	NA	NA	NA	NA	NA	NA	NA	NA	NA
92553065	TRIP BLANK	N/A	08/02/2021	NA	<0.5	<0.5	<0.5	<0.5	<0.5	<1	<0.5	<1	<0.5	<0.5	<0.5	<0.5	<0.5	<2	<0.5	<2	<0.5	<2	<0.5	<0.5	<0.5	<0.5	<0.5	<1	<0.5	<0.5	<1	<1.5	<1	<0.5	NA	NA	NA	NA
92552929	TRIP BLANK	N/A	08/02/2021	NA	<0.5	<0.5	<0.5	<0.5	<0.5	<1	<0.5	<1	<0.5	<0.5	<0.5	<0.5	<0.5	<2	<0.5	<2	<0.5	<2	<0.5	<0.5	<0.5	<0.5	<0.5	<1	<0.5	<0.5	<1	<1.5	<1	<0.5	NA	NA	NA	NA
92553185	TRIP BLANK	N/A	08/03/2021	NA	<0.5	<0.5	<0.5	<0.5	<0.5	<1	<0.5	<1	<0.5	<0.5	<0.5	<0.5	<0.5	<2	<0.5	<2	<0.5	<2	<0.5	<0.5	<0.5	<0.5	<0.5	<1	<0.5	<0.5	<1	<1.5	<1	<0.5	NA	NA	NA	NA
92553189	TRIP BLANK	N/A	08/03/2021	NA	<0.5	<0.5	<0.5	<0.5	<0.5	<1	<0.5	<1	<0.5	<0.5	<0.5	<0.5	<0.5	<2	<0.5	<2	<0.5	<2	<0.5	<0.5	<0.5	<0.5	<0.5	<1	<0.5	<0.5	<1	<1.5	<1	<0.5	NA	NA	NA	NA
92553563	TRIP BLANK	NA	08/04/2021	NA	<0.5	<0.5	<0.5	<0.5	<0.5	<1	<0.5	<1	<0.5	<0.5	<0.5	<0.5	<0.5	<2	<0.5	<2	<0.5	<2	<0.5	<0.5	<0.5	<0.5	<0.5	<1	<0.5	<0.5	<1	<1.5	<1	<0.5	NA	NA	NA	NA
92553519	TRIP BLANK	NA	08/04/2021	NA	<0.5	<0.5	<0.5	<0.5	<0.5	<1	<0.5	<1	<0.5	<0.5	<0.5	<0.5	<0.5	<2	<0.5	<2	<0.5	<2	<0.5	<0.5	<0.5	<0.5	<0.5	<1	<0.5	<0.5	<1	<1.5	<1	<0.5	NA	NA	NA	NA
92554137	Trip Blank	NA	08/05/2021	NA	<0.5	<0.5	<0.5	<0.5	<0.5	<1	<0.5	<1	<0.5	<0.5	<0.5	<0.5	<0.5	<2	<0.5	<2	<0.5	<2	<0.5	<0.5	<0.5	<0.5	<0.5	<1	<0.5	<0.5	<1	<1.5	<1	<0.5	NA	NA	NA	NA
92554285	TB-2	NA	08/06/2021	NA	<0.5	<0.5	<0.5	<0.5	<0.5	<1	<0.5	<1	<0.5	<0.5	<0.5	<0.5	<0.5	<2	<0.5	<2	<0.5	<2	<0.5	<0.5	<0.5	<0.5	<0.5	<1	<0.5	<0.5	<1	<1.5	<1	<0.5	NA	NA	NA	NA
92554285	Trip Blank	NA	08/06/2021	NA	<0.5	<0.5	<0.5	<0.5	<0.5	<1	<0.5	<1	<0.5	<0.5	<0.5	<0.5	<0.5	<2	<0.5	<2	<0.5	<2	<0.5	<0.5	<0.5	<0.5	<0.5	<1	<0.5	<0.5	<1	<1.5	<1	<0.5	NA	NA	NA	NA
92558448	TRIP BLANK	NA	08/30/2021	NA	<0.5	<0.5	<0.5	<0.5	<0.5	<1	<0.5	<1	<0.5	<0.5	<0.5	<0.5	<0.5	<2	<0.5	<2	<0.5	<2	<0.5	<0.5	<0.5	<0.5	<0.5	<1	<0.5	<0.5	<1	<1.5	<1	<0.5	NA	NA	NA	NA
92558450	TRIP BLANK	NA	08/30/2021	NA	<0.5	<0.5	<0.5	<0.5	<0.5	<1	<0.5	<1	<0.5	<0.5	<0.5	<0.5	<0.5	<2	<0.5	<2	<0.5	<2	<0.5	<0.5	<0.5	<0.5	<0.5	<1	<0.5	<0.5	<1	<1.5	<1	<0.5	NA	NA	NA	NA
92558446	TRIP BLANK	NA	08/30/2021	NA	<0.5	<0.5	<0.5	<0.5	<0.5	<1	<0.5	<1	<0.5	<0.5	<0.5	<0.5	<0.5	<2	<0.5	<2	<0.5	<2	<0.5	<0.5	<0.5	<0.5	<0.5	<1	<0.5	<0.5	<1	<1.5	<1	<0.5	NA	NA	NA	NA
92558740	TRIP BLANK	NA	08/31/2021	NA	<0.5	<0.5	<0.5	<0.5	<0.5	<1	<0.5	<1	<0.5	<0.5	<0.5	<0.5	<0.5	<2	<0.5	<2	<0.5	<2	<0.5	<0.5	<0.5	<0.5	<0.5	<1	<0.5	<0.5	<1	<1.5	<1	<0.5	NA	NA	NA	NA
92558738	TRIP BLANK	NA	08/31/2021	NA	<0.5	<0.5	<0.5	<0.5	<0.5	<1	<0.5	<1	<0.5	<0.5	<0.5	<0.5	<0.5	<2	<0.5	<2	<0.5	<2	<0.5	<0.5	<0.5	<0.5	<0.5	<1	<0.5	<0.5	<1	<1.5	<1	<0.5	NA	NA	NA	NA
92559014	TRIP BLANK-1	NA	09/01/2021	NA	<0.5	<0.5	<0.5	<0.5	<0.5	<1	<0.5	<1	<0.5	<0.5	<0.5	<0.5	<0.5	<2	<0.5	<2	<0.5	<2	<0.5	<0.5	<0.5	<0.5	<0.5	<1	<0.5	<0.5	<1	<1.5	<1	<0.5	NA	NA	NA	NA
92559014	TRIP BLANK-2	NA	09/01/2021	NA	<0.5	<0.5	<0.5	<0.5	<0.5	<1	<0.5	<1	<0.5	<0.5	<0.5	<0.5	<0.5	<2	<0.5	<2	<0.5	<2	<0.5	<0.5	<0.5	<0.5	<0.5	<1	<0.5	<0.5	<1	<1.5	<1	<0.5	NA	NA	NA	NA
92559014	TRIP BLANK-3	NA	09/01/2021	NA	<0.5	<0.5	<0.5	<0.5	<0.5	<1	<0.5	<1	<0.5	<0.5	<0.5	<0.5	<0.5	<2	<0.5	<2	<0.5	<2	<0.5	<0.5	<0.5	<0.5	<0.5	<1	<0.5	<0.5	<1	<1.5	<1	<0.5	NA	NA	NA	NA
92559334	TRIP BLANK	NA	09/02/2021	NA	<0.5	<0.5	<0.5	<0.5	<0.5	<1	<0.5	<1	<0.5	<0.5	<0.5	<0.5	<0.5	<2	<0.5	<2	<0.5	<2	<0.5	<0.5	<0.5	<0.5	<0.5	<1	<0.5	<0.5	<1	<1.5	<1	<0.5	NA	NA	NA	NA
92559360	TRIP-1	NA	09/02/2021	NA	<0.5	<0.5	<0.5	<0.5	<0.5	<1	<0.5	<1	<0.5	<0.5	<0.5	<0.5	<0.5	<2	<0.5	<2	<0.5	<2	<0.5	<0.5	<0.5	<0.5	<0.5	<1	<0.5	<0.5	<1	<1.5	<1	<0.5	NA	NA	NA	NA
92559360	TRIP-2	NA	09/02/2021	NA	<0.5	<0.5	<0.5	<0.5	<0.5	<1	<0.5	<1	<0.5	<0.5	<0.5	<0.5	<0.5	<2	<0.5	<2	<0.5	<2	<0.5	<0.5	<0.5	<0.5	<0.5	<1	<0.5	<0.5	<1	<1.5	<1	<0.5	NA	NA	NA	NA
92559360	TRIP-3	NA	09/02/2021	NA	<0.5	<0.5	<0.5	<0.5	<0.5	<1	<0.5	<1	<0.5	<0.5	<0.5	<0.5	<0.5	<2	<0.5	<2	<0.5	<2	<0.5	<0.5	<0.5	<0.5	<0.5	<1	<0.5	<0.5	<1	<1.5	<1	<0.5	NA	NA	NA	NA
92563487	TRIP BLANK	NA	09/27/2021	NA	<0.5	<0.5	<0.5	<0.5	<0.5	<0.5	<0.5	<1	<0.5	<0.5	<0.5	<0.5	<0.5	<0.6	<0.5	**0.90J**	<0.5	<0.5	<0.5	<0.5	<0.5	<0.5	<0.5	<0.5	<0.5	<0.5	<0.5	<1.5	<1	<0.5	NA	NA	NA	NA
92563804	TRIP BLANK	NA	09/28/2021	NA	<0.5	<0.5	<0.5	<0.5	<0.5	<0.5	<0.5	<0.6	<0.5	<0.5	<0.5	<0.5	<0.5	<0.6	<0.5	**0.73J**	<0.5	<0.5	<0.5	<0.5	<0.5	<0.5	<0.5	<0.5	<0.5	<0.5	<0.5	<1.5	<1	<0.5	NA	NA	NA	NA
92564084	TRIP BLANK	NA	09/29/2021	NA	<0.5	<0.5	<0.5	<0.5	<0.5	<0.5	<0.5	<2	<0.5	<0.5	<0.5	<0.5	<0.5	<0.6	<0.5	**0.64J**	<0.5	<0.5	<0.5	<0.5	<0.5	<0.5	<0.5	<0.5	<0.5	<0.5	<0.5	<1.5	<1	<0.5	<100	<100	<100	NA
92564327	TRIP BLANK	NA	09/30/2021	NA	<0.5	<0.5	<0.5	<0.5	<0.5	<0.5	<0.5	<0.6	<0.5	<0.5	<0.5	<0.5	<0.5	<0.6	<0.5	**0.61J**	<0.5	<0.5	<0.5	<0.5	<0.5	<0.5	<0.5	<0.5	<0.5	<0.5	<0.5	<1.5	<1	<0.5	NA	NA	NA	NA
92564336	TRIP BLANK	NA	09/30/2021	NA	<0.5	<0.5	<0.5	<0.5	<0.5	<0.5	<0.5	<0.6	<0.5	<0.5	<0.5	<0.5	<0.5	<0.6	<0.5	**0.66J**	<0.5	<0.5	<0.5	<0.5	<0.5	<0.5	<0.5	<0.5	<0.5	<0.5	<0.5	<1.5	<1	<0.5	NA	NA	NA	NA
92564333	TRIP BLANK	NA	09/30/2021	NA	<0.5	<0.5	<0.5	<0.5	<0.5	<0.5	<0.5	<0.6	<0.5	<0.5	<0.5	<0.5	<0.5	<0.6	<0.5	**0.75J**	<0.5	<0.5	<0.5	<0.5	<0.5	<0.5	<0.5	<0.5	<0.5	<0.5	<0.5	<1.5	<1	<0.5	<100	<100	<100	NA
92565572	Trip Blank	NA	10/07/2021	NA	<0.5	<0.5	<0.5	<0.5	<0.5	<1	<0.5	<1	<0.5	<0.5	<0.5	<0.5	<0.5	<2	<0.5	<2	<0.5	<2	<0.5	<0.5	<0.5	<0.5	<0.5	<1	<0.5	<0.5	<1	<1.5	<1	<0.5	NA	NA	NA	NA
92564680	TRIP BLANK	NA	10/04/2021	NA	<0.5	<0.5	<0.5	<0.5	<0.5	<0.5	<0.5	<0.6	<0.5	<0.5	<0.5	<0.5	<0.5	<0.6	<0.5	**1.0J**	<0.5	<0.5	<0.5	<0.5	<0.5	<0.5	<0.5	<0.5	<0.5	<0.5	<0.5	<1.5	<1	<0.5	NA	NA	NA	NA
92564679	TRIP BLANK	NA	10/04/2021	NA	<0.5	<0.5	<0.5	<0.5	<0.5	<0.5	<0.5	<0.6	<0.5	<0.5	<0.5	<0.5	<0.5	<0.6	<0.5	**0.92J**	<0.5	<0.5	<0.5	<0.5	<0.5	<0.5	<0.5	<0.5	<0.5	<0.5	<0.5	<1.5	<1	<0.5	NA	NA	NA	NA
92564770	TRIP BLANK	NA	10/05/2021	NA	<0.5	<0.5	<0.5	<0.5	<0.5	<0.5	<0.5	<0.6	<0.5	<0.5	<0.5	<0.5	<0.5	<0.6	<0.5	**1.0J**	<0.5	<0.5	<0.5	<0.5	<0.5	<0.5	<0.5	<0.5	<0.5	<0.5	<0.5	<1.5	<1	<0.5	NA	NA	NA	NA
92564678	TRIP BLANK	NA	10/04/2021	NA	<0.5	<0.5	<0.5	<0.5	<0.5	<0.5	<0.5	<0.6	<0.5	<0.5	<0.5	<0.5	<0.5	<0.6	<0.5	**1.1J**	<0.5	<0.5	<0.5	<0.5	<0.5	<0.5	<0.5	<0.5	<0.5	<0.5	<0.5	<1.5	<1	<0.5	NA	NA	NA	NA

Table 5A
Summary of Monitoring Well Sampling Results

Colonial Pipeline Company
2020-L1-SR2448
Huntersville, North Carolina

Lab Report Number	Sample ID	Well ID	Sample Date	Metals (µg/L)	VOCs (µg/L)																														MADEP VPH (µg/L)			
				Lead	Benzene	Bromochloromethane	Bromodichloromethane	n-Butylbenzene	sec-Butylbenzene	Chloroethane	Chloroform	Chloromethane	2-Chlorotoluene	Dibromochloromethane	1,2-Dichloroethane	Diisopropyl ether	Ethylbenzene	Hexachloro-1,3-butadiene	Isopropylbenzene (Cumene)	Methylene Chloride	Methyl-tert-butyl ether	Naphthalene	n-Propylbenzene	Styrene	Tetrachloroethene	Toluene	Trichloroethene	Trichlorofluoromethane	1,2,4-Trimethylbenzene	1,3,5-Trimethylbenzene	Vinyl chloride	Xylene (Total)	m&p-Xylene	o-Xylene	C5 - C8 Aliphatics	C9 - C12 Aliphatics	C9 - C10 Aromatics	VPH (Total)
			NCAC 2L Standards	**15**	**1**	**NE**	**0.6**	**70**	**70**	**3000**	**70**	**3**	**100**	**0.4**	**0.4**	**70**	**600**	**0.4**	**70**	**5**	**20**	**6**	**70**	**70**	**0.7**	**600**	**3**	**2000**	**400**	**400**	**0.03**	**500**	**500**	**500**	**400**	**700**	**200**	**NE**
			IMAC Standards	--	--	--	--	--	--	--	--	--	--	--	--	--	--	--	--	--	--	--	--	--	--	--	--	--	--	--	--	--	--	--	--	--	--	--
92566046	TRIP BLANK_20211011	NA	10/11/2021	NA	<0.5	<0.5	<0.5	<0.5	<0.5	<0.5	<0.5	<2	<0.5	<0.5	<0.5	<0.5	<0.5	<0.6	<0.5	**1.1J**	<0.5	<0.5	<0.5	<0.5	<0.5	<0.5	<0.5	<0.5	<0.5	<0.5	<0.5	<1.5	<1	<0.5	NA	NA	NA	NA
92569880	TRIP BLANK	NA	11/01/2021	NA	<0.5	<0.5	<0.5	<0.5	<0.5	<1	<0.5	<1	<0.5	<0.5	<0.5	<0.5	<0.5	<2	<0.5	<2	<0.5	<2	<0.5	<0.5	<0.5	<0.5	<0.5	<1	<0.5	<0.5	<1	<1.5	<1	<0.5	NA	NA	NA	NA
92569881	TRIP BLANK	NA	11/01/2021	NA	<0.5	<0.5	<0.5	<0.5	<0.5	<1	<0.5	<1	<0.5	<0.5	<0.5	<0.5	<0.5	<2	<0.5	<2	<0.5	<2	<0.5	<0.5	<0.5	<0.5	<0.5	<1	<0.5	<0.5	<1	<1.5	<1	<0.5	NA	NA	NA	NA
92569882	TRIP BLANK	NA	11/01/2021	NA	<0.5	<0.5	<0.5	<0.5	<0.5	<1	<0.5	<1	<0.5	<0.5	<0.5	<0.5	<0.5	<2	<0.5	<2	<0.5	<2	<0.5	<0.5	<0.5	<0.5	<0.5	<1	<0.5	<0.5	<1	<1.5	<1	<0.5	NA	NA	NA	NA
92570178	TRIP BLANK	NA	11/02/2021	NA	<0.5	<0.5	<0.5	<0.5	<0.5	<1	<0.5	<1	<0.5	<0.5	<0.5	<0.5	<0.5	<2	<0.5	<2	<0.5	<2	<0.5	<0.5	<0.5	<0.5	<0.5	<1	<0.5	<0.5	<1	<1.5	<1	<0.5	NA	NA	NA	NA
92570181	TRIP BLANK-1	NA	11/02/2021	NA	<0.5	<0.5	<0.5	<0.5	<0.5	<1	<0.5	<1	<0.5	<0.5	<0.5	<0.5	<0.5	<2	<0.5	<2	<0.5	<2	<0.5	<0.5	<0.5	<0.5	<0.5	<1	<0.5	<0.5	<1	<1.5	<1	<0.5	NA	NA	NA	NA
92570181	TRIP BLANK-2	NA	11/02/2021	NA	<0.5	<0.5	<0.5	<0.5	<0.5	<1	<0.5	<1	<0.5	<0.5	<0.5	<0.5	<0.5	<2	<0.5	<2	<0.5	<2	<0.5	<0.5	<0.5	<0.5	<0.5	<1	<0.5	<0.5	<1	<1.5	<1	<0.5	NA	NA	NA	NA
92570483	TRIP BLANK	NA	11/03/2021	NA	<0.5	<0.5	<0.5	<0.5	<0.5	<1	<0.5	<1	<0.5	<0.5	<0.5	<0.5	<0.5	<2	<0.5	<2	<0.5	<2	<0.5	<0.5	<0.5	<0.5	<0.5	<1	<0.5	<0.5	<1	<1.5	<1	<0.5	NA	NA	NA	NA
92570816	TRIP BLANK	NA	11/04/2021	NA	<0.5	<0.5	<0.5	<0.5	<0.5	<1	<0.5	<1	<0.5	<0.5	<0.5	<0.5	<0.5	<2	<0.5	<2	<0.5	<2	<0.5	<0.5	<0.5	<0.5	<0.5	<1	<0.5	<0.5	<1	<1.5	<1	<0.5	NA	NA	NA	NA
92571046	TRIP BLANK	NA	11/05/2021	NA	<0.5	<0.5	<0.5	<0.5	<0.5	<1	<0.5	<1	<0.5	<0.5	<0.5	<0.5	<0.5	<2	<0.5	<2	<0.5	<2	<0.5	<0.5	<0.5	<0.5	<0.5	<1	<0.5	<0.5	<1	<1.5	<1	<0.5	NA	NA	NA	NA
92571040	TRIP BLANK	NA	11/05/2021	NA	<0.5	<0.5	<0.5	<0.5	<0.5	<1	<0.5	<1	<0.5	<0.5	<0.5	<0.5	<0.5	<2	<0.5	<2	<0.5	<2	<0.5	<0.5	<0.5	<0.5	<0.5	<1	<0.5	<0.5	<1	<1.5	<1	<0.5	NA	NA	NA	NA
92573585	TRIP BLANK	NA	11/19/2021	NA	<0.5	<0.5	<0.5	<0.5	<0.5	<1	<0.5	<1	<0.5	<0.5	<0.5	<0.5	<0.5	<2	<0.5	<2	<0.5	<2	<0.5	<0.5	<0.5	<0.5	<0.5	<1	<0.5	<0.5	<1	<1.5	<1	<0.5	NA	NA	NA	NA
92574910	TRIP BLANK	NA	11/30/2021	NA	<0.5	<0.5	<0.5	<0.5	<0.5	<1	<0.5	<1	<0.5	<0.5	<0.5	<0.5	<0.5	<2	<0.5	<2	<0.5	<2	<0.5	<0.5	<0.5	<0.5	<0.5	<1	<0.5	<0.5	<1	<1.5	<1	<0.5	NA	NA	NA	NA
92574894	TRIP BLANK	NA	11/30/2021	NA	<0.5	<0.5	<0.5	<0.5	<0.5	<1	<0.5	<1	<0.5	<0.5	<0.5	<0.5	<0.5	<2	<0.5	<2	<0.5	<2	<0.5	<0.5	<0.5	<0.5	<0.5	<1	<0.5	<0.5	<1	<1.5	<1	<0.5	NA	NA	NA	NA
92574905	TRIP BLANK	NA	11/30/2021	NA	<0.5	<0.5	<0.5	<0.5	<0.5	<1	<0.5	<1	<0.5	<0.5	<0.5	<0.5	<0.5	<2	<0.5	<2	<0.5	<2	<0.5	<0.5	<0.5	<0.5	<0.5	<1	<0.5	<0.5	<1	<1.5	<1	<0.5	<50	<50	<50	<50
92574898	TRIP BLANK	NA	11/30/2021	NA	<0.5	<0.5	<0.5	<0.5	<0.5	<1	<0.5	<1	<0.5	<0.5	<0.5	<0.5	<0.5	<2	<0.5	<2	<0.5	<2	<0.5	<0.5	<0.5	<0.5	<0.5	<1	<0.5	<0.5	<1	<1.5	<1	<0.5	NA	NA	NA	NA
92575208	TRIP BLANK	NA	12/01/2021	NA	<0.5	<0.5	<0.5	<0.5	<0.5	<1	<0.5	<1	<0.5	<0.5	<0.5	<0.5	<0.5	<2	<0.5	<2	<0.5	<2	<0.5	<0.5	<0.5	<0.5	<0.5	<1	<0.5	<0.5	<1	<1.5	<1	<0.5	NA	NA	NA	NA
92575462	Trip Blank	NA	12/01/2021	NA	<0.5	<0.5	<0.5	<0.5	<0.5	<1	<0.5	<1	<0.5	<0.5	<0.5	<0.5	<0.5	<2	<0.5	<2	<0.5	<2	<0.5	<0.5	<0.5	<0.5	<0.5	<1	<0.5	<0.5	<1	<1.5	<1	<0.5	NA	NA	NA	NA
92575206	TRIP BLANK	NA	12/01/2021	NA	<0.5	<0.5	<0.5	<0.5	<0.5	<1	<0.5	<1	<0.5	<0.5	<0.5	<0.5	<0.5	<2	<0.5	<2	<0.5	<2	<0.5	<0.5	<0.5	<0.5	<0.5	<1	<0.5	<0.5	<1	<1.5	<1	<0.5	NA	NA	NA	NA
92575479	TRIP BLANK	NA	12/02/2021	NA	<0.5	<0.5	<0.5	<0.5	<0.5	<1	<0.5	<1	<0.5	<0.5	<0.5	<0.5	<0.5	<2	<0.5	<2	<0.5	<2	<0.5	<0.5	<0.5	<0.5	<0.5	<1	<0.5	<0.5	<1	<1.5	<1	<0.5	<50	<50	<50	<50
92575654	Trip Blank	NA	12/02/2021	NA	<0.5	<0.5	<0.5	<0.5	<0.5	<1	<0.5	<1	<0.5	<0.5	<0.5	<0.5	<0.5	<2	<0.5	<2	<0.5	<2	<0.5	<0.5	<0.5	<0.5	<0.5	<1	<0.5	<0.5	<1	<1.5	<1	<0.5	NA	NA	NA	NA
92575770	TRIP BLANK	NA	12/03/2021	NA	<0.5	<0.5	<0.5	<0.5	<0.5	<1	<0.5	<1	<0.5	<0.5	<0.5	<0.5	<0.5	<2	<0.5	<2	<0.5	<2	<0.5	<0.5	<0.5	<0.5	<0.5	<1	<0.5	<0.5	<1	<1.5	<1	<0.5	NA	NA	NA	NA
92578676	TRIP BLANK	NA	12/16/2021	NA	<0.5	<0.5	<0.5	<0.5	<0.5	<1	<0.5	<1	<0.5	<0.5	<0.5	<0.5	<0.5	<2	<0.5	<2	<0.5	<2	<0.5	<0.5	<0.5	<0.5	<0.5	<1	<0.5	<0.5	<1	<1.5	<1	<0.5	NA	NA	NA	NA
92580647	TRIP BLANK	NA	01/03/2022	NA	<0.5	<0.5	<0.5	<0.5	<0.5	<1	<0.5	<1	<0.5	<0.5	<0.5	<0.5	<0.5	<2	<0.5	<2	<0.5	<2	<0.5	<0.5	<0.5	<0.5	<0.5	<1	<0.5	<0.5	<1	<1.5	<1	<0.5	NA	NA	NA	NA
92580642	TRIP BLANK	NA	01/03/2022	NA	<0.5	<0.5	<0.5	<0.5	<0.5	<1	<0.5	<1	<0.5	<0.5	<0.5	<0.5	<0.5	<2	<0.5	<2	<0.5	<2	<0.5	<0.5	<0.5	<0.5	<0.5	<1	<0.5	<0.5	<1	<1.5	<1	<0.5	NA	NA	NA	NA
92580644	TRIP BLANK	NA	01/03/2022	NA	<0.5	<0.5	<0.5	<0.5	<0.5	<1	<0.5	<1	<0.5	<0.5	<0.5	<0.5	<0.5	<2	<0.5	<2	<0.5	<2	<0.5	<0.5	<0.5	<0.5	<0.5	<1	<0.5	<0.5	<1	<1.5	<1	<0.5	NA	NA	NA	NA
92580901	TRIP BLANK	NA	01/04/2022	NA	<0.5	<0.5	<0.5	<0.5	<0.5	<1	<0.5	<1	<0.5	<0.5	<0.5	<0.5	<0.5	<2	<0.5	<2	<0.5	<2	<0.5	<0.5	<0.5	<0.5	<0.5	<1	<0.5	<0.5	<1	<1.5	<1	<0.5	NA	NA	NA	NA
92580903	TRIP BLANK	NA	01/04/2022	NA	<0.5	<0.5	<0.5	<0.5	<0.5	<1	<0.5	<1	<0.5	<0.5	<0.5	<0.5	<0.5	<2	<0.5	<2	<0.5	<2	<0.5	<0.5	<0.5	<0.5	<0.5	<1	<0.5	<0.5	<1	<1.5	<1	<0.5	NA	NA	NA	NA
92581193	TRIP BLANK	NA	01/05/2022	NA	<0.5	<0.5	<0.5	<0.5	<0.5	<1	<0.5	<1	<0.5	<0.5	<0.5	<0.5	<0.5	<2	<0.5	<2	<0.5	<2	<0.5	<0.5	<0.5	<0.5	<0.5	<1	<0.5	<0.5	<1	<1.5	<1	<0.5	NA	NA	NA	NA
92583209	TRIP BLANK	NA	01/05/2022	NA	<0.5	<0.5	<0.5	<0.5	<0.5	<1	<0.5	<1	<0.5	<0.5	<0.5	<0.5	<0.5	<2	<0.5	<2	<0.5	<2	<0.5	<0.5	<0.5	<0.5	<0.5	<1	<0.5	<0.5	<1	<1.5	<1	<0.5	NA	NA	NA	NA
92583376	TRIP BLANK	NA	01/06/2022	NA	<0.5	<0.5	<0.5	<0.5	<0.5	<1	<0.5	<1	<0.5	<0.5	<0.5	<0.5	<0.5	<2	<0.5	<2	<0.5	<2	<0.5	<0.5	<0.5	<0.5	<0.5	<1	<0.5	<0.5	<1	<1.5	<1	<0.5	NA	NA	NA	NA
92581679	TRIP BLANK	NA	01/07/2022	NA	<0.5	<0.5	<0.5	<0.5	<0.5	<1	<0.5	<1	<0.5	<0.5	<0.5	<0.5	<0.5	<2	<0.5	<2	<0.5	<2	<0.5	<0.5	<0.5	<0.5	<0.5	<1	<0.5	<0.5	<1	<1.5	<1	<0.5	NA	NA	NA	NA
92581742	TRIP BLANK	NA	01/07/2022	NA	<0.5	<0.5	<0.5	<0.5	<0.5	<1	<0.5	<1	<0.5	<0.5	<0.5	<0.5	<0.5	<2	<0.5	<2	<0.5	<2	<0.5	<0.5	<0.5	<0.5	<0.5	<1	<0.5	<0.5	<1	<1.5	<1	<0.5	NA	NA	NA	NA
92581834	TRIP BLANK	NA	01/10/2022	NA	<0.5	<0.5	<0.5	<0.5	<0.5	<1	<0.5	<1	<0.5	<0.5	<0.5	<0.5	<0.5	<2	<0.5	<2	<0.5	<2	<0.5	<0.5	<0.5	<0.5	<0.5	<1	<0.5	<0.5	<1	<1.5	<1	<0.5	NA	NA	NA	NA
92585316	TRIP BLANK	NA	01/31/2022	NA	<0.5	<0.5	<0.5	<0.5	<0.5	<1	<0.5	<1	<0.5	<0.5	<0.5	<0.5	<0.5	<2	<0.5	<2	<0.5	<2	<0.5	<0.5	<0.5	<0.5	<0.5	<1	<0.5	<0.5	<1	<1.5	<1	<0.5	NA	NA	NA	NA
92585314	TRIP BLANK	NA	01/31/2022	NA	<0.5	<0.5	<0.5	<0.5	<0.5	<1	<0.5	<1	<0.5	<0.5	<0.5	<0.5	<0.5	<2	<0.5	<2	<0.5	<2	<0.5	<0.5	<0.5	<0.5	<0.5	<1	<0.5	<0.5	<1	<1.5	<1	<0.5	NA	NA	NA	NA
92585315	TRIP BLANK	NA	01/31/2022	NA	<0.5	<0.5	<0.5	<0.5	<0.5	<1	<0.5	<1	<0.5	<0.5	<0.5	<0.5	<0.5	<2	<0.5	<2	<0.5	<2	<0.5	<0.5	<0.5	<0.5	<0.5	<1	<0.5	<0.5	<1	<1.5	<1	<0.5	NA	NA	NA	NA
92585559	TRIP BLANK	NA	02/01/2022	NA	<0.5	<0.5	<0.5	<0.5	<0.5	<1	<0.5	<1	<0.5	<0.5	<0.5	<0.5	<0.5	<2	<0.5	<2	<0.5	<2	<0.5	<0.5	<0.5	<0.5	<0.5	<1	<0.5	<0.5	<1	<1.5	<1	<0.5	NA	NA	NA	NA
92585562	TRIP BLANK	NA	02/01/2022	NA	<0.5	<0.5	<0.5	<0.5	<0.5	<1	<0.5	<1	<0.5	<0.5	<0.5	<0.5	<0.5	<2	<0.5	<2	<0.5	<2	<0.5	<0.5	<0.5	<0.5	<0.5	<1	<0.5	<0.5	<1	<1.5	<1	<0.5	NA	NA	NA	NA
92585560	TRIP BLANK	NA	02/01/2022	NA	<0.5	<0.5	<0.5	<0.5	<0.5	<1	<0.5	<1	<0.5	<0.5	<0.5	<0.5	<0.5	<2	<0.5	<2	<0.5	<2	<0.5	<0.5	<0.5	<0.5	<0.5	<1	<0.5	<0.5	<1	<1.5	<1	<0.5	NA	NA	NA	NA
92585899	TRIP BLANK	NA	02/02/2022	NA	<0.5	<0.5	<0.5	<0.5	<0.5	<1	<0.5	<1	<0.5	<0.5	<0.5	<0.5	<0.5	<2	<0.5	<2	<0.5	<2	<0.5	<0.5	<0.5	<0.5	<0.5	<1	<0.5	<0.5	<1	<1.5	<1	<0.5	NA	NA	NA	NA
92585897	TRIP BLANK	NA	02/02/2022	NA	<0.5	<0.5	<0.5	<0.5	<0.5	<1	<0.5	<1	<0.5	<0.5	<0.5	<0.5	<0.5	<2	<0.5	<2	<0.5	<2	<0.5	<0.5	<0.5	<0.5	<0.5	<1	<0.5	<0.5	<1	<1.5	<1	<0.5	NA	NA	NA	NA
92585900	TRIP BLANK	NA	02/02/2022	NA	<0.5	<0.5	<0.5	<0.5	<0.5	<1	<0.5	<1	<0.5	<0.5	<0.5	<0.5	<0.5	<2	<0.5	<2	<0.5	<2	<0.5	<0.5	<0.5	<0.5	<0.5	<1	<0.5	<0.5	<1	<1.5	<1	<0.5	NA	NA	NA	NA
92590512	TRIP BLANK	NA	02/28/2022	NA	<0.5	<0.5	<0.5	<0.5	<0.5	<1	<0.5	<1	<0.5	<0.5	<0.5	<0.5	<0.5	<2	<0.5	<2	<0.5	<2	<0.5	<0.5	<0.5	<0.5	<0.5	<1	<0.5	<0.5	<1	<1.5	<1	<0.5	NA	NA	NA	NA
92590516	TRIP BLANK	NA	02/28/2022	NA	<0.5	<0.5	<0.5	<0.5	<0.5	<1	<0.5	<1	<0.5	<0.5	<0.5	<0.5	<0.5	<2	<0.5	<2	<0.5	<2	<0.5	<0.5	<0.5	<0.5	<0.5	<1	<0.5	<0.5	<1	<1.5	<1	<0.5	NA	NA	NA	NA
92590515	TRIP BLANK	NA	02/28/2022	NA	<0.5	<0.5	<0.5	<0.5	<0.5	<1	<0.5	<1	<0.5	<0.5	<0.5	<0.5	<0.5	<2	<0.5	<2	<0.5	<2	<0.5	<0.5	<0.5	<0.5	<0.5	<1	<0.5	<0.5	<1	<1.5	<1	<0.5	NA	NA	NA	NA
92590778	TRIP BLANK	NA	03/01/2022	NA	<0.5	<0.5	<0.5	<0.5	<0.5	<1	<0.5	<1	<0.5	<0.5	<0.5	<0.5	<0.5	<2	<0.5	<2	<0.5	<2	<0.5	<0.5	<0.5	<0.5	<0.5	<1	<0.5	<0.5	<1	<1.5	<1	<0.5	NA	NA	NA	NA
92590784	TRIP BLANK	NA	03/01/2022	NA	<0.5	<0.5	<0.5	<0.5	<0.5	<1	<0.5	<1	<0.5	<0.5	<0.5	<0.5	<0.5	<2	<0.5	<2	<0.5	<2	<0.5	<0.5	<0.5	<0.5	<0.5	<1	<0.5	<0.5	<1	<1.5	<1	<0.5	NA	NA	NA	NA
92591052	TRIP BLANK	NA	03/02/2022	NA	<0.5	<0.5	<0.5	<0.5	<0.5	<1	<0.5	<1	<0.5	<0.5	<0.5	<0.5	<0.5	<2	<0.5	<2	<0.5	<2	<0.5	<0.5	<0.5	<0.5	<0.5	<1	<0.5	<0.5	<1	<1.5	<1	<0.5	NA	NA	NA	NA
92591151	TRIP BLANK	NA	03/02/2022	NA	<0.5	<0.5	<0.5	<0.5	<0.5	<1	<0.5	<1	<0.5	<0.5	<0.5	<0.5	<0.5	<2	<0.5	<2	<0.5	<2	<0.5	<0.5	<0.5	<0.5	<0.5	<1	<0.5	<0.5	<1	<1.5	<1	<0.5	NA	NA	NA	NA
92591327	TRIP BLANK 1	NA	03/03/2022	NA	<0.5	<0.5	<0.5	<0.5	<0.5	<1	<0.5	<1	<0.5	<0.5	<0.5	<0.5	<0.5	<2	<0.5	<2	<0.5	<2	<0.5	<0.5	<0.5	<0.5	<0.5	<1	<0.5	<0.5	<1	<1.5	<1	<0.5	NA	NA	NA	NA

Table 5A
Summary of Monitoring Well Sampling Results

Colonial Pipeline Company
2020-L1-SR2448
Huntersville, North Carolina

Lab Report Number	Sample ID	Well ID	Sample Date	Metals (µg/L)	VOCs (µg/L)																													MADEP VPH (µg/L)			
				Lead	Benzene	Bromochloromethane	Bromodichloromethane	n-Butylbenzene	sec-Butylbenzene	Chloroethane	Chloroform	Chloromethane	2-Chlorotoluene	Dibromochloromethane	1,2-Dichloroethane	Diisopropyl ether	Ethylbenzene	Hexachloro-1,3-butadiene	Isopropylbenzene (Cumene)	Methylene Chloride	Methyl-tert-butyl ether	Naphthalene	n-Propylbenzene	Styrene	Tetrachloroethene	Toluene	Trichloroethene	Trichlorofluoromethane	1,2,4-Trimethylbenzene	1,3,5-Trimethylbenzene	Vinyl chloride	Xylene (Total)	m&p-Xylene	o-Xylene	C5 - C8 Aliphatics	C9 - C12 Aliphatics	C9 - C10 Aromatics	VPH (Total)
			NCAC 2L Standards	**15**	**1**	**NE**	**0.6**	**70**	**70**	**3000**	**70**	**3**	**100**	**0.4**	**0.4**	**70**	**600**	**0.4**	**70**	**5**	**20**	**6**	**70**	**70**	**0.7**	**600**	**3**	**2000**	**400**	**400**	**0.03**	**500**	**500**	**500**	**400**	**700**	**200**	**NE**
			IMAC Standards	--	--	--	--	--	--	--	--	--	--	--	--	--	--	--	--	--	--	--	--	--	--	--	--	--	--	--	--	--	--	--	--	--	--	--
92591327	TRIP BLANK 2	NA	03/03/2022	NA	<0.5	<0.5	<0.5	<0.5	<0.5	<1	<0.5	<1	<0.5	<0.5	<0.5	<0.5	<0.5	<2	<0.5	<2	<0.5	<2	<0.5	<0.5	<0.5	<0.5	<0.5	<1	<0.5	<0.5	<1	<1.5	<1	<0.5	NA	NA	NA	NA
92591324	TRIP BLANK 3	NA	03/03/2022	NA	<0.5	<0.5	<0.5	<0.5	<0.5	<1	<0.5	<1	<0.5	<0.5	<0.5	<0.5	<0.5	<2	<0.5	<2	<0.5	<2	<0.5	<0.5	<0.5	<0.5	<0.5	<1	<0.5	<0.5	<1	<1.5	<1	<0.5	NA	NA	NA	NA
92499587	EB-1-20201007	N/A	10/07/2020	<5	<0.5	<0.5	<0.5	<0.5	<0.5	<1	<0.5	<1	<0.5	<0.5	<0.5	<0.5	<0.5	<2	<0.5	<2	<0.5	<2	<0.5	<0.5	<0.5	<0.5	<0.5	<1	<0.5	<0.5	<1	<1.5	<1	<0.5	<100	<100	<100	<100
92499587	FB-1-20201007	N/A	10/07/2020	<5	<0.5	<0.5	<0.5	<0.5	<0.5	<1	<0.5	<1	<0.5	<0.5	<0.5	<0.5	<0.5	<2	<0.5	<2	<0.5	<2	<0.5	<0.5	<0.5	<0.5	<0.5	<1	<0.5	<0.5	<1	<1.5	<1	<0.5	<100	<100	<100	<100
92500605	EB-1-20201007	N/A	10/07/2020	<5	<0.5	<0.5	<0.5	<0.5	<0.5	<1	<0.5	<1	<0.5	<0.5	<0.5	<0.5	<0.5	<2	<0.5	<2	<0.5	<2	<0.5	<0.5	<0.5	<0.5	<0.5	<1	<0.5	<0.5	<1	<1.5	<1	<0.5	<100	<100	<100	<100
92500605	FB-1-20201007	N/A	10/07/2020	<5	<0.5	<0.5	<0.5	<0.5	<0.5	<1	<0.5	<1	<0.5	<0.5	<0.5	<0.5	<0.5	<2	<0.5	<2	<0.5	<2	<0.5	<0.5	<0.5	<0.5	<0.5	<1	<0.5	<0.5	<1	<1.5	<1	<0.5	<100	<100	<100	<100
92500606	EB-1-20201007	N/A	10/07/2020	<5	<0.5	<0.5	<0.5	<0.5	<0.5	<1	<0.5	<1	<0.5	<0.5	<0.5	<0.5	<0.5	<2	<0.5	<2	<0.5	<2	<0.5	<0.5	<0.5	<0.5	<0.5	<1	<0.5	<0.5	<1	<1.5	<1	<0.5	<100	<100	<100	<100
92500606	FB-1-20201007	N/A	10/07/2020	<5	<0.5	<0.5	<0.5	<0.5	<0.5	<1	<0.5	<1	<0.5	<0.5	<0.5	<0.5	<0.5	<2	<0.5	<2	<0.5	<2	<0.5	<0.5	<0.5	<0.5	<0.5	<1	<0.5	<0.5	<1	<1.5	<1	<0.5	<100	<100	<100	<100
92501616	FB-01-20201021	N/A	10/21/2020	<5	<0.5	<0.5	<0.5	<0.5	<0.5	<1	<0.5	<1	<0.5	<0.5	<0.5	<0.5	<0.5	<2	<0.5	<2	<0.5	<2	<0.5	<0.5	<0.5	<0.5	<0.5	<1	<0.5	<0.5	<1	<1.5	<1	<0.5	<100	<100	<100	<100
92501860	FB-2-20201022	N/A	10/22/2020	<5	<0.5	<0.5	<0.5	<0.5	<0.5	<1	<0.5	<1	<0.5	<0.5	<0.5	<0.5	<0.5	<2	<0.5	<2	<0.5	<2	<0.5	<0.5	<0.5	<0.5	<0.5	<1	<0.5	<0.5	<1	<1.5	<1	<0.5	<100	<100	<100	<100
92501960	FB-3-20201023	N/A	10/23/2020	<5	<0.5	<0.5	<0.5	<0.5	<0.5	<1	<0.5	<1	<0.5	<0.5	<0.5	<0.5	<0.5	<2	<0.5	<2	<0.5	<2	<0.5	<0.5	<0.5	<0.5	<0.5	<1	<0.5	<0.5	<1	<1.5	<1	<0.5	<100	<100	<100	<100
92508536	FB-01-20201130	N/A	11/30/2020	NA	<0.5	<0.5	<0.5	<0.5	<0.5	<1	<0.5	<1	<0.5	<0.5	<0.5	<0.5	<0.5	<2	<0.5	<2	<0.5	<2	<0.5	<0.5	<0.5	<0.5	<0.5	<1	<0.5	<0.5	<1	<1.5	<1	<0.5	<100	<100	<100	<100
92509251	FB-1-20201202	N/A	12/02/2020	NA	<0.5	<0.5	<0.5	<0.5	<0.5	<1	<0.5	<1	<0.5	<0.5	<0.5	<0.5	<0.5	<2	<0.5	<2	<0.5	<2	<0.5	<0.5	<0.5	<0.5	<0.5	<1	<0.5	<0.5	<1	<1.5	<1	<0.5	<100	<100	<100	<100
92509560	FB-1-20201203	N/A	12/03/2020	NA	<0.5	<0.5	<0.5	<0.5	<0.5	<1	<0.5	<1	<0.5	<0.5	<0.5	<0.5	<0.5	<2	<0.5	<2	<0.5	<2	<0.5	<0.5	<0.5	<0.5	<0.5	<1	<0.5	<0.5	<1	<1.5	<1	<0.5	<100	<100	<100	<100
92508881	FB-1-20201201	N/A	12/01/2020	NA	<0.5	<0.5	<0.5	<0.5	<0.5	<1	<0.5	<1	<0.5	<0.5	<0.5	<0.5	<0.5	<2	<0.5	<2	<0.5	<2	<0.5	<0.5	<0.5	<0.5	<0.5	<1	<0.5	<0.5	<1	<1.5	<1	<0.5	<100	<100	<100	<100
92514598	FB-1-20210104	N/A	01/04/2021	NA	<0.5	<0.5	<0.5	<0.5	<0.5	<1	<0.5	<1	<0.5	<0.5	<0.5	<0.5	<0.5	<2	<0.5	<2	<0.5	<2	<0.5	<0.5	<0.5	<0.5	<0.5	<1	<0.5	<0.5	<1	<1.5	<1	<0.5	<100	<100	<100	<100
92514898	FB-1-20210105	N/A	01/05/2021	NA	<0.5	<0.5	<0.5	<0.5	<0.5	<1	<0.5	<1	<0.5	<0.5	<0.5	<0.5	<0.5	<2	<0.5	<2	<0.5	<2	<0.5	<0.5	<0.5	<0.5	<0.5	<1	<0.5	<0.5	<1	<1.5	<1	<0.5	<100	<100	<100	<100
92514602	EB-1	N/A	01/04/2021	<5.0	<0.50	<0.50	<0.50	<0.50	<0.50	<1.0	<0.50	<1.0	<0.50	<0.50	<0.50	<0.50	<0.50	<2.0	<0.50	<2.0	<0.50	<2.0	<0.50	<0.50	<0.50	<0.50	<0.50	<1.0	<0.50	<0.50	<1.0	<1.5	<1.0	<0.50	<100	<100	<100	<100
92514602	FB-1	N/A	01/04/2021	<5.0	<0.50	<0.50	<0.50	<0.50	<0.50	<1.0	<0.50	<1.0	<0.50	<0.50	<0.50	<0.50	<0.50	<2.0	<0.50	<2.0	<0.50	<2.0	<0.50	<0.50	<0.50	<0.50	<0.50	<1.0	<0.50	<0.50	<1.0	<1.5	<1.0	<0.50	<100	<100	<100	<100
92514955	EB-1	N/A	01/05/2021	<5.0	<0.50	<0.50	<0.50	<0.50	<0.50	<1.0	<0.50	<1.0	<0.50	<0.50	<0.50	<0.50	<0.50	<2.0	<0.50	<2.0	<0.50	<2.0	<0.50	<0.50	<0.50	<0.50	<0.50	<1.0	<0.50	<0.50	<1.0	<1.5	<1.0	<0.50	<100	<100	<100	<100
92514955	FB-1	N/A	01/05/2021	<5.0	<0.50	<0.50	<0.50	<0.50	<0.50	<1.0	<0.50	<1.0	<0.50	<0.50	<0.50	<0.50	<0.50	<2.0	<0.50	<2.0	<0.50	<2.0	<0.50	<0.50	<0.50	<0.50	<0.50	<1.0	<0.50	<0.50	<1.0	<1.5	<1.0	<0.50	<100	<100	<100	<100
92515213	EB-3	N/A	01/06/2021	<5.0	<0.50	<0.50	<0.50	<0.50	<0.50	<1.0	<0.50	<1.0	<0.50	<0.50	<0.50	<0.50	<0.50	<2.0	<0.50	<2.0	<0.50	<2.0	<0.50	<0.50	<0.50	<0.50	<0.50	<1.0	<0.50	<0.50	<1.0	<1.5	<1.0	<0.50	<100	<100	<100	<100
92515213	FB-3	N/A	01/06/2021	<5.0	<0.50	<0.50	<0.50	<0.50	<0.50	<1.0	<0.50	<1.0	<0.50	<0.50	<0.50	<0.50	<0.50	<2.0	<0.50	<2.0	<0.50	<2.0	<0.50	<0.50	<0.50	<0.50	<0.50	<1.0	<0.50	<0.50	<1.0	<1.5	<1.0	<0.50	<100	<100	<100	<100
92515075	FB-1-20210106	N/A	01/06/2021	NA	<0.5	<0.5	<0.5	<0.5	<0.5	<1	<0.5	<1	<0.5	<0.5	<0.5	<0.5	<0.5	<2	<0.5	<2	<0.5	<2	<0.5	<0.5	<0.5	<0.5	<0.5	<1	<0.5	<0.5	<1	<1.5	<1	<0.5	<100	<100	<100	<100
92515543	EB-1-20210107	N/A	01/07/2021	**21.3**	<0.50	<0.50	<0.50	<0.50	<0.50	<1.0	<0.50	<1.0	<0.50	<0.50	<0.50	<0.50	<0.50	<2.0	<0.50	<2.0	<0.50	<2.0	<0.50	<0.50	<0.50	<0.50	<0.50	<1.0	<0.50	<0.50	<1.0	<1.5	<1.0	<0.50	<100	<100	<100	<100
92515543	FB-1-20210107	N/A	01/07/2021	<5.0	<0.50	<0.50	<0.50	<0.50	<0.50	<1.0	<0.50	<1.0	<0.50	<0.50	<0.50	<0.50	<0.50	<2.0	<0.50	<2.0	<0.50	<2.0	<0.50	<0.50	<0.50	<0.50	<0.50	<1.0	<0.50	<0.50	<1.0	<1.5	<1.0	<0.50	<100	<100	<100	<100
92515544	FB-1-20210107	N/A	01/07/2021	NA	<0.5	<0.5	<0.5	<0.5	<0.5	<1	<0.5	<1	<0.5	<0.5	<0.5	<0.5	<0.5	<2	<0.5	<2	<0.5	<2	<0.5	<0.5	<0.5	<0.5	<0.5	<1	<0.5	<0.5	<1	<1.5	<1	<0.5	<100	<100	<100	<100
92515755	EB-1-20210109	N/A	01/09/2021	**9.2**	<0.50	<0.50	<0.50	<0.50	<0.50	<1.0	<0.50	<1.0	<0.50	<0.50	<0.50	<0.50	<0.50	<2.0	<0.50	<2.0	<0.50	<2.0	<0.50	<0.50	<0.50	<0.50	<0.50	<1.0	<0.50	<0.50	<1.0	<1.5	<1.0	<0.50	<100	<100	<100	<100
92515755	FB-1-20210109	N/A	01/09/2021	<5.0	<0.50	<0.50	<0.50	<0.50	<0.50	<1.0	<0.50	<1.0	<0.50	<0.50	<0.50	<0.50	<0.50	<2.0	<0.50	<2.0	<0.50	<2.0	<0.50	<0.50	<0.50	<0.50	<0.50	<1.0	<0.50	<0.50	<1.0	<1.5	<1.0	<0.50	<100	<100	<100	<100
92515762	EB-6	N/A	01/10/2021	<5.0	<0.50	<0.50	<0.50	<0.50	<0.50	<1.0	<0.50	<1.0	<0.50	<0.50	<0.50	<0.50	<0.50	<2.0	<0.50	<2.0	<0.50	<2.0	<0.50	<0.50	<0.50	<0.50	<0.50	<1.0	<0.50	<0.50	<1.0	<1.5	<1.0	<0.50	<100	<100	<100	<100
92515762	FB-6	N/A	01/10/2021	<5.0	<0.50	<0.50	<0.50	<0.50	<0.50	<1.0	<0.50	<1.0	<0.50	<0.50	<0.50	<0.50	<0.50	<2.0	<0.50	<2.0	<0.50	<2.0	<0.50	<0.50	<0.50	<0.50	<0.50	<1.0	<0.50	<0.50	<1.0	<1.5	<1.0	<0.50	<100	<100	<100	<100
92515869	EB-7	N/A	01/11/2021	**6.9**	<0.50	<0.50	<0.50	<0.50	<0.50	<1.0	<0.50	<1.0	<0.50	<0.50	<0.50	<0.50	<0.50	<2.0	<0.50	<2.0	<0.50	<2.0	<0.50	<0.50	<0.50	<0.50	<0.50	<1.0	<0.50	<0.50	<1.0	<1.5	<1.0	<0.50	<100	<100	<100	<100
92515869	FB-7	N/A	01/11/2021	<5.0	<0.50	<0.50	<0.50	<0.50	<0.50	<1.0	<0.50	<1.0	<0.50	<0.50	<0.50	<0.50	<0.50	<2.0	<0.50	<2.0	<0.50	<2.0	<0.50	<0.50	<0.50	<0.50	<0.50	<1.0	<0.50	<0.50	<1.0	<1.5	<1.0	<0.50	<100	<100	<100	<100
92516451	EB-8	N/A	01/12/2021	<5.0	<0.50	<0.50	<0.50	<0.50	<0.50	<1.0	<0.50	<1.0	<0.50	<0.50	<0.50	<0.50	<0.50	<2.0	<0.50	<2.0	<0.50	<2.0	<0.50	<0.50	<0.50	<0.50	<0.50	<1.0	<0.50	<0.50	<1.0	<1.5	<1.0	<0.50	<100	<100	<100	<100
92516451	FB-8	N/A	01/12/2021	<5.0	<0.50	<0.50	<0.50	<0.50	<0.50	<1.0	<0.50	<1.0	<0.50	<0.50	<0.50	<0.50	<0.50	<2.0	<0.50	<2.0	<0.50	<2.0	<0.50	<0.50	<0.50	<0.50	<0.50	<1.0	<0.50	<0.50	<1.0	<1.5	<1.0	<0.50	<100	<100	<100	<100
92516451	EB-9	N/A	01/13/2021	<5.0	<0.50	<0.50	<0.50	<0.50	<0.50	<1.0	<0.50	<1.0	<0.50	<0.50	<0.50	<0.50	<0.50	<2.0	<0.50	<2.0	<0.50	<2.0	<0.50	<0.50	<0.50	<0.50	<0.50	<1.0	<0.50	<0.50	<1.0	<1.5	<1.0	<0.50	<100	<100	<100	<100
92516451	FB-9	N/A	01/13/2021	<5.0	<0.50	<0.50	<0.50	<0.50	<0.50	<1.0	<0.50	<1.0	<0.50	<0.50	<0.50	<0.50	<0.50	<2.0	<0.50	<2.0	<0.50	<2.0	<0.50	<0.50	<0.50	<0.50	<0.50	<1.0	<0.50	<0.50	<1.0	<1.5	<1.0	<0.50	<100	<100	<100	<100
92520901	FB-1-20210208	N/A	02/08/2021	NA	<0.5	<0.5	<0.5	<0.5	<0.5	<1	<0.5	<1	<0.5	<0.5	<0.5	<0.5	<0.5	<2	<0.5	<2	<0.5	<2	<0.5	<0.5	<0.5	<0.5	<0.5	<1	<0.5	<0.5	<1	<1.5	<1	<0.5	<100	<100	<100	<100
92521237	FB-1-20210209	N/A	02/09/2021	NA	<0.5	<0.5	<0.5	<0.5	<0.5	<1	<0.5	<1	<0.5	<0.5	<0.5	<0.5	<0.5	<2	<0.5	<2	<0.5	<2	<0.5	<0.5	<0.5	<0.5	<0.5	<1	<0.5	<0.5	<1	<1.5	<1	<0.5	<100	<100	<100	<100
92521851	FB-1-20210211	N/A	02/11/2021	NA	<0.5	<0.5	<0.5	<0.5	<0.5	<1	<0.5	<1	<0.5	<0.5	<0.5	<0.5	<0.5	<2	<0.5	<2	<0.5	<2	<0.5	<0.5	<0.5	<0.5	<0.5	<1	<0.5	<0.5	<1	<1.5	<1	<0.5	<100	<100	<100	<100
92522123	EB-1-20210212	N/A	02/12/2021	<5	<0.5	<0.5	<0.5	<0.5	<0.5	<1	<0.5	<1	<0.5	<0.5	<0.5	<0.5	<0.5	<2	<0.5	<2	<0.5	<2	<0.5	<0.5	<0.5	<0.5	<0.5	<1	<0.5	<0.5	<1	<1.5	<1	<0.5	<100	<100	<100	<100
92522123	FB-1-20210212	N/A	02/12/2021	NA	<0.5	<0.5	<0.5	<0.5	<0.5	<1	<0.5	<1	<0.5	<0.5	<0.5	<0.5	<0.5	<2	<0.5	<2	<0.5	<2	<0.5	<0.5	<0.5	<0.5	<0.5	<1	<0.5	<0.5	<1	<1.5	<1	<0.5	<100	<100	<100	<100
92521555	EB-1-20210210	N/A	02/10/2021	<5	<0.5	<0.5	<0.5	<0.5	<0.5	<1	<0.5	<1	<0.5	<0.5	<0.5	<0.5	<0.5	<2	<0.5	<2	<0.5	<2	<0.5	<0.5	<0.5	<0.5	<0.5	<1	<0.5	<0.5	<1	<1.5	<1	<0.5	<100	<100	<100	<100
92521555	FB-1-20210210	N/A	02/10/2021	NA	<0.5	<0.5	<0.5	<0.5	<0.5	<1	<0.5	<1	<0.5	<0.5	<0.5	<0.5	<0.5	<2	<0.5	<2	<0.5	<2	<0.5	<0.5	<0.5	<0.5	<0.5	<1	<0.5	<0.5	<1	<1.5	<1	<0.5	<100	<100	<100	<100
92522267	EB-1-20210215	N/A	02/15/2021	<5	<0.5	<0.5	<0.5	<0.5	<0.5	<1	<0.5	<1	<0.5	<0.5	<0.5	<0.5	<0.5	<2	<0.5	<2	<0.5	<2	<0.5	<0.5	<0.5	<0.5	<0.5	<1	<0.5	<0.5	<1	<1.5	<1	<0.5	<100	<100	<100	<100
92522267	FB-1-20210215	N/A	02/15/2021	NA	<0.5	<0.5	<0.5	<0.5	<0.5	<1	<0.5	<1	<0.5	<0.5	<0.5	<0.5	<0.5	<2	<0.5	<2	<0.5	<2	<0.5	<0.5	<0.5	<0.5	<0.5	<1	<0.5	<0.5	<1	<1.5	<1	<0.5	<100	<100	<100	<100
92526264	EB-1-20210308	N/A	03/08/2021	<5	<0.5	<0.5	<0.5	<0.5	<0.5	<1	<0.5	<1	<0.5	<0.5	<0.5	<0.5	<0.5	<2	<0.5	<2	<0.5	<2	<0.5	<0.5	<0.5	<0.5	<0.5	<1	<0.5	<0.5	<1	<1.5	<1	<0.5	<100	<100	<100	<100
92526264	FB-1-20210308	N/A	03/08/2021	NA	<0.5	<0.5	<0.5	<0.5	<0.5	<1	<0.5	<1	<0.5	<0.5	<0.5	<0.5	<0.5	<2	<0.5	<2	<0.5	<2	<0.5	<0.5	<0.5	<0.5	<0.5	<1	<0.5	<0.5	<1	<1.5	<1	<0.5	<100	<100	<100	<100
92526616	FB-1-20210309	N/A	03/09/2021	<5.0	<0.5	<0.5	<0.5	<0.5	<0.5	<1	<0.5	<1	<0.5	<0.5	<0.5	<0.5	<0.5	<2	<0.5	<2	<0.5	<2	<0.5	<0.5	<0.5	<0.5	<0.5	<1	<0.5	<0.5	<1	<1.5	<1	<0.5	<100	<100	<100	<100
92526618	EB-1-20210309	N/A	03/09/2021	<5	<0.5	<0.5	<0.5	<0.5	<0.5	<1	<0.5	<1	<0.5	<0.5	<0.5	<0.5	<0.5	<2	<0.5	<2	<0.5	<2	<0.5	<0.5	<0.5	<0.5	<0.5	<1	<0.5	<0.5	<1	<1.5	<1	<0.5	<100	<100	<100	<100
92526989	FB-1-20210310	N/A	03/10/2021	NA	<0.5	<0.5	<0.5	<0.5	<0.5	<1	<0.5	<1	<0.5	<0.5	<0.5	<0.5	<0.5	<2	<0.5	<2	<0.5	<2	<0.5	<0.5	<0.5	<0.5	<0.5	<1	<0.5	<0.5	<1	<1.5	<1	<0.5	<100	<100	<100	<100

Table 5A
Summary of Monitoring Well Sampling Results

Colonial Pipeline Company
2020-L1-SR2448
Huntersville, North Carolina

Lab Report Number	Sample ID	Well ID	Sample Date	Metals (µg/L)	VOCs (µg/L)																														MADEP VPH (µg/L)			
				Lead	Benzene	Bromochloromethane	Bromodichloromethane	n-Butylbenzene	sec-Butylbenzene	Chloroethane	Chloroform	Chloromethane	2-Chlorotoluene	Dibromochloromethane	1,2-Dichloroethane	Diisopropyl ether	Ethylbenzene	Hexachloro-1,3-butadiene	Isopropylbenzene (Cumene)	Methylene Chloride	Methyl-tert-butyl ether	Naphthalene	n-Propylbenzene	Styrene	Tetrachloroethene	Toluene	Trichloroethene	Trichlorofluoromethane	1,2,4-Trimethylbenzene	1,3,5-Trimethylbenzene	Vinyl chloride	Xylene (Total)	m&p-Xylene	o-Xylene	C5 - C8 Aliphatics	C9 - C12 Aliphatics	C9 - C10 Aromatics	VPH (Total)
			NCAC 2L Standards	**15**	**1**	**NE**	**0.6**	**70**	**70**	**3000**	**70**	**3**	**100**	**0.4**	**0.4**	**70**	**600**	**0.4**	**70**	**5**	**20**	**6**	**70**	**70**	**0.7**	**600**	**3**	**2000**	**400**	**400**	**0.03**	**500**	**500**	**500**	**400**	**700**	**200**	**NE**
			IMAC Standards	--	--	--	--	--	--	--	--	--	--	--	--	--	--	--	--	--	--	--	--	--	--	--	--	--	--	--	--	--	--	--	--	--	--	--
92526977	EB-1-20210310	N/A	03/10/2021	<5	<0.5	<0.5	<0.5	<0.5	<0.5	<1	<0.5	<1	<0.5	<0.5	<0.5	<0.5	<0.5	<2	<0.5	<2	<0.5	<2	<0.5	<0.5	<0.5	<0.5	<0.5	<1	<0.5	<0.5	<1	<1.5	<1	<0.5	<100	<100	<100	<100
92527326	EB-1-20210311	N/A	03/11/2021	<5	<0.5	<0.5	<0.5	<0.5	<0.5	<1	<0.5	<1	<0.5	<0.5	<0.5	<0.5	<0.5	<2	<0.5	<2	<0.5	<2	<0.5	<0.5	<0.5	<0.5	<0.5	<1	<0.5	<0.5	<1	<1.5	<1	<0.5	<50	<50	<50	<50
92527326	FB-1-20210311	N/A	03/11/2021	NA	<0.5	<0.5	<0.5	<0.5	<0.5	<1	<0.5	<1	<0.5	<0.5	<0.5	<0.5	<0.5	<2	<0.5	<2	<0.5	<2	<0.5	<0.5	<0.5	<0.5	<0.5	<1	<0.5	<0.5	<1	<1.5	<1	<0.5	<50	<50	<50	<50
92527475	FB-1-20210312	N/A	03/12/2021	NA	<0.5	<0.5	<0.5	<0.5	<0.5	<1	<0.5	<1	<0.5	<0.5	<0.5	<0.5	<0.5	<2	<0.5	<2	<0.5	<2	<0.5	<0.5	<0.5	<0.5	<0.5	<1	<0.5	<0.5	<1	<1.5	<1	<0.5	<50	<50	<50	<50
92531225	FB-1-20210405	N/A	04/05/2021	NA	<0.5	<0.5	<0.5	<0.5	<0.5	<1	<0.5	<1	<0.5	<0.5	<0.5	<0.5	<0.5	<2	<0.5	<2	<0.5	<2	<0.5	<0.5	<0.5	<0.5	<0.5	<1	<0.5	<0.5	<1	<1.5	<1	<0.5	<50	<50	<50	<50
92531238	EB-1-20210405	N/A	04/05/2021	<5	<0.5	<0.5	<0.5	<0.5	<0.5	<1	<0.5	<1	<0.5	<0.5	<0.5	<0.5	<0.5	<2	<0.5	<2	<0.5	<2	<0.5	<0.5	<0.5	<0.5	<0.5	<1	<0.5	<0.5	<1	<1.5	<1	<0.5	<50	<50	<50	<50
92531580	EB-1-20210406	N/A	04/06/2021	<5	<0.5	<0.5	<0.5	<0.5	<0.5	<1	<0.5	<1	<0.5	<0.5	<0.5	<0.5	<0.5	<2	<0.5	<2	<0.5	<2	<0.5	<0.5	<0.5	<0.5	<0.5	<1	<0.5	<0.5	<1	<1.5	<1	<0.5	<50	<50	<50	<50
92530256	EB-1-20210407	N/A	04/07/2021	<5	<0.5	<0.5	<0.5	<0.5	<0.5	<1	<0.5	<1	<0.5	<0.5	<0.5	<0.5	<0.5	<2	<0.5	<2	<0.5	<2	<0.5	<0.5	<0.5	<0.5	<0.5	<1	<0.5	<0.5	<1	<1.5	<1	<0.5	<50	<50	<50	<50
92531581	FB-1-20210406	N/A	04/06/2021	NA	<0.5	<0.5	<0.5	<0.5	<0.5	<1	<0.5	<1	<0.5	<0.5	<0.5	<0.5	<0.5	<2	<0.5	<2	<0.5	<2	<0.5	<0.5	<0.5	<0.5	<0.5	<1	<0.5	<0.5	<1	<1.5	<1	<0.5	<50	**66.8**	<50	**64.7**
92531853	FB-1-20210407	N/A	04/07/2021	NA	<0.5	<0.5	<0.5	<0.5	<0.5	<1	<0.5	<1	<0.5	<0.5	<0.5	<0.5	<0.5	<2	<0.5	<2	<0.5	<2	<0.5	<0.5	<0.5	<0.5	<0.5	<1	<0.5	<0.5	<1	<1.5	<1	<0.5	<50	<50	<50	<50
92532417	EB-1-20210409	N/A	04/09/2021	<5	<0.5	<0.5	<0.5	<0.5	<0.5	<1	<0.5	<1	<0.5	<0.5	<0.5	<0.5	<0.5	<2	<0.5	<2	<0.5	<2	<0.5	<0.5	<0.5	<0.5	<0.5	<1	<0.5	<0.5	<1	<1.5	<1	<0.5	<50	<50	<50	<50
92532417	FB-1-20210408	N/A	04/08/2021	NA	<0.5	<0.5	<0.5	<0.5	<0.5	<1	<0.5	<1	<0.5	<0.5	<0.5	<0.5	<0.5	<2	<0.5	<2	<0.5	<2	<0.5	<0.5	<0.5	<0.5	<0.5	<1	<0.5	<0.5	<1	<1.5	<1	<0.5	<50	<50	<50	<50
92532417	FB-1-20210409	N/A	04/09/2021	NA	<0.5	<0.5	<0.5	<0.5	<0.5	<1	<0.5	<1	<0.5	<0.5	<0.5	<0.5	<0.5	<2	<0.5	<2	<0.5	<2	<0.5	<0.5	<0.5	<0.5	<0.5	<1	<0.5	<0.5	<1	<1.5	<1	<0.5	<50	<50	<50	<50
92536428	FB-1-20210503	N/A	05/03/2021	NA	<0.5	<0.5	<0.5	<0.5	<0.5	<1	<0.5	<1	<0.5	<0.5	<0.5	<0.5	<0.5	<2	<0.5	<2	<0.5	<2	<0.5	<0.5	<0.5	<0.5	<0.5	<1	<0.5	<0.5	<1	<1.5	<1	<0.5	<50	<50	<50	<50
92537489	EB-1-20210506	N/A	05/06/2021	**4.6J**	<0.5	<0.5	<0.5	<0.5	<0.5	<1	<0.5	<1	<0.5	<0.5	<0.5	<0.5	<0.5	<2	<0.5	**3.2**	<0.5	<2	<0.5	<0.5	<0.5	<0.5	<0.5	<1	<0.5	<0.5	<1	<1.5	<1	<0.5	<50	<50	<50	<50
92537489	FB-1-20210506	N/A	05/06/2021	NA	<0.5	<0.5	<0.5	<0.5	<0.5	<1	<0.5	<1	<0.5	<0.5	<0.5	<0.5	<0.5	<2	<0.5	<2	<0.5	<2	<0.5	<0.5	<0.5	<0.5	<0.5	<1	<0.5	<0.5	<1	<1.5	<1	<0.5	<50	<50	<50	<50
92537784	FB-1-20210507	N/A	05/07/2021	NA	<0.5	<0.5	<0.5	<0.5	<0.5	<1	<0.5	<1	<0.5	<0.5	<0.5	<0.5	<0.5	<2	<0.5	**2.8 C0**	<0.5	<2	<0.5	<0.5	<0.5	<0.5	<0.5	<1	<0.5	<0.5	<1	<1.5	<1	<0.5	<50	<50	<50	<50
92541699	FB-1-20210601	N/A	06/01/2021	NA	<0.5	<0.5	**0.52**	<0.5	<0.5	<1	**2.0**	<1	<0.5	<0.5	<0.5	<0.5	<0.5	<2	<0.5	<2	<0.5	<2	<0.5	<0.5	<0.5	<0.5	<0.5	<1	<0.5	<0.5	<1	<1.5	<1	<0.5	<50	<50	<50	<50
92541703	EB-1-20210601	N/A	06/01/2021	NA	<0.5	<0.5	<0.5	<0.5	<0.5	<1	<0.5	<1	<0.5	<0.5	<0.5	<0.5	<0.5	<2	<0.5	**3.3**	<0.5	<2	<0.5	<0.5	<0.5	<0.5	<0.5	<1	<0.5	<0.5	<1	<1.5	<1	<0.5	<50	<50	<50	<50
92541705	FB-2-20210601	N/A	06/01/2021	NA	<0.5	<0.5	<0.5	<0.5	<0.5	<1	**0.38J**	<1	<0.5	<0.5	<0.5	<0.5	<0.5	<2	<0.5	**3.6**	<0.5	<2	<0.5	<0.5	<0.5	<0.5	<0.5	<1	<0.5	<0.5	<1	<1.5	<1	<0.5	<50	<50	<50	<50
92542375	EB-1-20210603	N/A	06/03/2021	<5	<0.5	<0.5	<0.5	<0.5	<0.5	<1	<0.5	<1	<0.5	<0.5	<0.5	<0.5	<0.5	<2	<0.5	<2	<0.5	<2	<0.5	<0.5	<0.5	<0.5	<0.5	<1	<0.5	<0.5	<1	<1.5	<1	<0.5	<50	<50	<50	<50
92542375	FB-2-20210603	N/A	06/03/2021	NA	<0.5	<0.5	**0.34J**	<0.5	<0.5	<1	**1.2**	<1	<0.5	<0.5	<0.5	<0.5	<0.5	<2	<0.5	<2	<0.5	<2	<0.5	<0.5	<0.5	<0.5	<0.5	<1	<0.5	<0.5	<1	<1.5	<1	<0.5	<50	<50	<50	<50
92542611	EB-1-20210604	N/A	06/04/2021	<5	<0.5	<0.5	<0.5	<0.5	<0.5	<1	<0.5	<1	<0.5	<0.5	<0.5	<0.5	<0.5	<2	<0.5	<2	<0.5	<2	<0.5	<0.5	<0.5	<0.5	<0.5	<1	<0.5	<0.5	<1	<1.5	<1	<0.5	<50	<50	<50	<50
92542611	FB-1-20210604	N/A	06/04/2021	NA	<0.5	<0.5	<0.5	<0.5	<0.5	<1	<0.5	<1	<0.5	<0.5	<0.5	<0.5	<0.5	<2	<0.5	<2	<0.5	<2	<0.5	<0.5	<0.5	<0.5	<0.5	<1	<0.5	<0.5	<1	<1.5	<1	<0.5	<50	<50	<50	<50
92542611	FB-2-20210604	N/A	06/04/2021	NA	<0.5	<0.5	<0.5	<0.5	<0.5	<1	<0.5	<1	<0.5	<0.5	<0.5	<0.5	<0.5	<2	<0.5	<2	<0.5	<2	<0.5	<0.5	<0.5	<0.5	<0.5	<1	<0.5	<0.5	<1	<1.5	<1	<0.5	<50	<50	<50	<50
92541991	DUP-1-20210602	N/A	06/02/2021	<5	<0.5	<0.5	<0.5	<0.5	<0.5	<1	<0.5	<1	<0.5	<0.5	<0.5	<0.5	<0.5	<2	<0.5	<2	<0.5	<2	<0.5	<0.5	<0.5	<0.5	<0.5	<1	<0.5	<0.5	<1	<1.5	<1	<0.5	<50	<50	<50	<50
92541991	FB-1-20210602	N/A	06/02/2021	NA	<0.5	<0.5	<0.5	<0.5	<0.5	<1	<0.5	<1	<0.5	<0.5	<0.5	<0.5	<0.5	<2	<0.5	**4.4**	<0.5	<2	<0.5	<0.5	<0.5	<0.5	<0.5	<1	<0.5	<0.5	<1	<1.5	<1	<0.5	<50	<50	<50	<50
92541993	EB-1-20210602	N/A	06/02/2021	<5	<0.5	<0.5	<0.5	<0.5	<0.5	<1	<0.5	<1	<0.5	<0.5	<0.5	<0.5	<0.5	<2	<0.5	**4.8**	<0.5	<2	<0.5	<0.5	<0.5	<0.5	<0.5	<1	<0.5	<0.5	<1	<1.5	<1	<0.5	<50	<50	<50	<50
92541993	FB-2-20210602	N/A	06/02/2021	NA	<0.5	<0.5	<0.5	<0.5	<0.5	<1	<0.5	<1	<0.5	<0.5	<0.5	<0.5	<0.5	<2	<0.5	**4.6**	<0.5	<2	<0.5	<0.5	<0.5	<0.5	<0.5	<1	<0.5	<0.5	<1	<1.5	<1	<0.5	<50	<50	<50	<50
92542352	FB-1-20210603	N/A	06/03/2021	NA	<0.5	<0.5	**0.36J**	<0.5	<0.5	<1	**1.2**	<1	<0.5	<0.5	<0.5	<0.5	<0.5	<2	<0.5	<2	<0.5	<2	<0.5	<0.5	<0.5	<0.5	<0.5	<1	<0.5	<0.5	<1	<1.5	<1	<0.5	<50	<50	<50	<50
92544305	FB-1	N/A	06/15/2021	<5	<0.5	<0.5	<0.5	<0.5	<0.5	<1	<0.5	<1	<0.5	<0.5	<0.5	<0.5	<0.5	<2	<0.5	<2	<0.5	<2	<0.5	<0.5	<0.5	<0.5	<0.5	<1	<0.5	<0.5	<1	<1	<1	<0.5	<50	<50	<50	<50
92548170	EB-1-20210707	N/A	07/07/2021	NA	<0.5	<0.5	<0.5	<0.5	<0.5	<1	<0.5	<1	<0.5	<0.5	<0.5	<0.5	<0.5	<2	<0.5	<2	<0.5	<2	<0.5	<0.5	<0.5	<0.5	<0.5	<1	<0.5	<0.5	<1	<1.5	<1	<0.5	<50	<50	<50	<50
92548169	FB-1-20210707	N/A	07/07/2021	NA	<0.5	<0.5	<0.5	<0.5	<0.5	<1	<0.5	<1	<0.5	<0.5	<0.5	<0.5	<0.5	<2	<0.5	<2	<0.5	<2	<0.5	<0.5	<0.5	<0.5	<0.5	<1	<0.5	<0.5	<1	<1.5	<1	<0.5	<50	<50	<50	<50
92548168	FB-2-20210707	N/A	07/07/2021	NA	<0.5	<0.5	<0.5	<0.5	<0.5	<1	<0.5	<1	<0.5	<0.5	<0.5	<0.5	<0.5	<2	<0.5	<2	<0.5	<2	<0.5	<0.5	<0.5	<0.5	<0.5	<1	<0.5	<0.5	<1	<1.5	<1	<0.5	<50	<50	<50	<50
92548518	FB-1-20210708	N/A	07/08/2021	NA	<0.5	<0.5	<0.5	<0.5	<0.5	<1	<0.5	<1	<0.5	<0.5	<0.5	<0.5	<0.5	<2	<0.5	<2	<0.5	<2	<0.5	<0.5	<0.5	<0.5	<0.5	<1	<0.5	<0.5	<1	<1.5	<1	<0.5	<50	<50	<50	<50
92548519	EB-1-20210708	N/A	07/08/2021	NA	<0.5	<0.5	<0.5	<0.5	<0.5	<1	<0.5	<1	<0.5	<0.5	<0.5	<0.5	<0.5	<2	<0.5	<2	<0.5	<2	<0.5	<0.5	<0.5	<0.5	<0.5	<1	<0.5	<0.5	<1	<1.5	<1	<0.5	<50	<50	<50	<50
92548519	FB-2-20210708	N/A	07/08/2021	NA	<0.5	<0.5	<0.5	<0.5	<0.5	<1	<0.5	<1	<0.5	<0.5	<0.5	<0.5	<0.5	<2	<0.5	<2	<0.5	<2	<0.5	<0.5	<0.5	<0.5	<0.5	<1	<0.5	<0.5	<1	<1.5	<1	<0.5	<50	<50	<50	<50
92548787	FB-1-20210709	N/A	07/09/2021	NA	<0.5	<0.5	<0.5	<0.5	<0.5	<1	<0.5	<1	<0.5	<0.5	<0.5	<0.5	<0.5	<2	<0.5	<2	<0.5	<2	<0.5	<0.5	<0.5	<0.5	<0.5	<1	<0.5	<0.5	<1	<1.5	<1	<0.5	<50	<50	<50	<50
92548787	FB-2-20210709	N/A	07/09/2021	NA	<0.5	<0.5	<0.5	<0.5	<0.5	<1	<0.5	<1	<0.5	<0.5	<0.5	<0.5	<0.5	<2	<0.5	<2	<0.5	<2	<0.5	<0.5	<0.5	<0.5	<0.5	<1	<0.5	<0.5	<1	<1.5	<1	<0.5	<50	<50	<50	<50
92551297	FB-1-20210722	N/A	07/22/2021	NA	<0.5	<0.5	<0.5	<0.5	<0.5	<1	<0.5	<1	<0.5	<0.5	<0.5	<0.5	<0.5	<2	<0.5	<2	<0.5	<2	<0.5	<0.5	<0.5	<0.5	<0.5	<1	<0.5	<0.5	<1	<1.5	<1	<0.5	NA	NA	NA	NA
92551300	EB-1-20210722	N/A	07/22/2021	NA	<0.5	NA	NA	NA	NA	NA	NA	NA	NA	NA	NA	NA	NA	NA	NA	NA	NA	NA	NA	NA	NA	NA	NA	NA	NA	NA	NA	NA	NA	NA	NA	NA	NA	NA
92553065	EB-2-20210802	N/A	08/02/2021	<5	<0.5	<0.5	<0.5	<0.5	<0.5	<1	<0.5	<1	<0.5	<0.5	<0.5	<0.5	<0.5	<2	<0.5	<2	<0.5	<2	<0.5	<0.5	<0.5	<0.5	<0.5	<1	<0.5	<0.5	<1	<1.5	<1	<0.5	<50	<50	<50	<50
92553065	FB-1-20210802	N/A	08/02/2021	NA	<0.5	<0.5	<0.5	<0.5	<0.5	<1	<0.5	<1	<0.5	<0.5	<0.5	<0.5	<0.5	<2	<0.5	<2	<0.5	<2	<0.5	<0.5	<0.5	<0.5	<0.5	<1	<0.5	<0.5	<1	<1.5	<1	<0.5	<50	<50	<50	<50
92552929	EB-1-20210802	N/A	08/02/2021	<5	<0.5	<0.5	<0.5	<0.5	<0.5	<1	<0.5	<1	<0.5	<0.5	<0.5	<0.5	<0.5	<2	<0.5	<2	<0.5	<2	<0.5	<0.5	<0.5	<0.5	<0.5	<1	<0.5	<0.5	<1	<1.5	<1	<0.5	<50	<50	<50	<50
92552963	FB-2-20210802	N/A	08/02/2021	NA	<0.5	<0.5	<0.5	<0.5	<0.5	<1	<0.5	<1	<0.5	<0.5	<0.5	<0.5	<0.5	<2	<0.5	<2	<0.5	<2	<0.5	<0.5	<0.5	<0.5	<0.5	<1	<0.5	<0.5	<1	<1.5	<1	<0.5	<50	<50	<50	<50
92553185	EB-1-20210803	N/A	08/03/2021	<5	**0.69**	<0.5	<0.5	<0.5	<0.5	<1	<0.5	<1	<0.5	<0.5	<0.5	<0.5	**0.35J**	<2	<0.5	**2**	<0.5	<2	<0.5	<0.5	<0.5	**2.6**	<0.5	<1	<0.5	<0.5	<1	**2.48**	**1.6**	**0.88**	<50	<50	<50	<50
92553185	FB-1-20210803	N/A	08/03/2021	NA	<0.5	<0.5	<0.5	<0.5	<0.5	<1	<0.5	<1	<0.5	<0.5	<0.5	<0.5	<0.5	<2	<0.5	<2	<0.5	<2	<0.5	<0.5	<0.5	<0.5	<0.5	<1	<0.5	<0.5	<1	<1.6	<1	<0.5	<50	<50	<50	<50
92553189	EB-2-20210803	N/A	08/03/2021	<5	<0.5	<0.5	<0.5	<0.5	<0.5	<1	<0.5	<1	<0.5	<0.5	<0.5	<0.5	<0.5	<2	<0.5	<2	<0.5	<2	<0.5	<0.5	<0.5	<0.5	<0.5	<1	<0.5	<0.5	<1	<1.5	<1	<0.5	<50	<50	<50	<50
92553189	FB-2-20210803	N/A	08/03/2021	NA	<0.5	<0.5	<0.5	<0.5	<0.5	<1	<0.5	<1	<0.5	<0.5	<0.5	<0.5	<0.5	<2	<0.5	<2	<0.5	<2	<0.5	<0.5	<0.5	<0.5	<0.5	<1	<0.5	<0.5	<1	<1.5	<1	<0.5	<50	<50	<50	<50
92553563	EB-2-20210804	N/A	08/04/2021	<5	<0.5	<0.5	<0.5	<0.5	<0.5	<1	<0.5	<1	<0.5	<0.5	<0.5	<0.5	<0.5	<2	<0.5	<2	<0.5	<2	<0.5	<0.5	<0.5	<0.5	<0.5	<1	<0.5	<0.5	<1	<1.5	<1	<0.5	<50	<50	<50	<50
92553563	FB-2-20210804	N/A	08/04/2021	NA	<0.5	<0.5	<0.5	<0.5	<0.5	<1	<0.5	<1	<0.5	<0.5	<0.5	<0.5	<0.5	<2	<0.5	<2	<0.5	<2	<0.5	<0.5	<0.5	<0.5	<0.5	<1	<0.5	<0.5	<1	<1.5	<1	<0.5	<50	<50	<50	<50

Table 5A
Summary of Monitoring Well Sampling Results

Colonial Pipeline Company
2020-L1-SR2448
Huntersville, North Carolina

Lab Report Number	Sample ID	Well ID	Sample Date	Metals (µg/L)	VOCs (µg/L)																														MADEP VPH (µg/L)			
				Lead	Benzene	Bromochloromethane	Bromodichloromethane	n-Butylbenzene	sec-Butylbenzene	Chloroethane	Chloroform	Chloromethane	2-Chlorotoluene	Dibromochloromethane	1,2-Dichloroethane	Diisopropyl ether	Ethylbenzene	Hexachloro-1,3-butadiene	Isopropylbenzene (Cumene)	Methylene Chloride	Methyl-tert-butyl ether	Naphthalene	n-Propylbenzene	Styrene	Tetrachloroethene	Toluene	Trichloroethene	Trichlorofluoromethane	1,2,4-Trimethylbenzene	1,3,5-Trimethylbenzene	Vinyl chloride	Xylene (Total)	m&p-Xylene	o-Xylene	C5 - C8 Aliphatics	C9 - C12 Aliphatics	C9 - C10 Aromatics	VPH (Total)
			NCAC 2L Standards	**15**	**1**	**NE**	**0.6**	**70**	**70**	**3000**	**70**	**3**	**100**	**0.4**	**0.4**	**70**	**600**	**0.4**	**70**	**5**	**20**	**6**	**70**	**70**	**0.7**	**600**	**3**	**2000**	**400**	**400**	**0.03**	**500**	**500**	**500**	**400**	**700**	**200**	**NE**
			IMAC Standards	--	--	--	--	--	--	--	--	--	--	--	--	--	--	--	--	--	--	--	--	--	--	--	--	--	--	--	--	--	--	--	--	--	--	--
92553519	EB-1-20210804	N/A	08/04/2021	<5	<0.5	<0.5	<0.5	<0.5	<0.5	<1	<0.5	<1	<0.5	<0.5	<0.5	<0.5	<0.5	<2	<0.5	<2	<0.5	<2	<0.5	<0.5	<0.5	<0.5	<0.5	<1	<0.5	<0.5	<1	<1.5	<1	<0.5	<50	<50	<50	<50
92553519	FB-1-20210804	N/A	08/04/2021	NA	<0.5	<0.5	<0.5	<0.5	<0.5	<1	<0.5	<1	<0.5	<0.5	<0.5	<0.5	<0.5	<2	<0.5	<2	<0.5	<2	<0.5	<0.5	<0.5	<0.5	<0.5	<1	<0.5	<0.5	<1	<1.5	<1	<0.5	<50	<50	<50	<50
92554137	EB-1-20210805	NA	08/05/2021	<5	<0.5	<0.5	<0.5	<0.5	<0.5	<1	<0.5	<1	<0.5	<0.5	<0.5	<0.5	<0.5	<2	<0.5	<2	<0.5	<2	<0.5	<0.5	<0.5	<0.5	<0.5	<1	<0.5	<0.5	<1	<1.5	<1	<0.5	<50	<50	<50	<50
92554137	EB-2-20210805	NA	08/05/2021	<5	<0.5	<0.5	<0.5	<0.5	<0.5	<1	<0.5	<1	<0.5	<0.5	<0.5	<0.5	<0.5	<2	<0.5	<2	<0.5	<2	<0.5	<0.5	<0.5	**0.65**	<0.5	<1	<0.5	<0.5	<1	<1.5	<1	<0.5	<50	<50	<50	<50
92554137	FB-1-20210805	NA	08/05/2021	NA	<0.5	<0.5	<0.5	<0.5	<0.5	<1	<0.5	<1	<0.5	<0.5	<0.5	<0.5	<0.5	<2	<0.5	<2	<0.5	<2	<0.5	<0.5	<0.5	<0.5	<0.5	<1	<0.5	<0.5	<1	<1.5	<1	<0.5	<50	<50	<50	<50
92554137	FB-2-20210805	NA	08/05/2021	NA	<0.5	<0.5	<0.5	<0.5	<0.5	<1	<0.5	<1	<0.5	<0.5	<0.5	<0.5	<0.5	<2	<0.5	<2	<0.5	<2	<0.5	<0.5	<0.5	<0.5	<0.5	<1	<0.5	<0.5	<1	<1.5	<1	<0.5	<50	<50	<50	<50
92554285	EB-1-20210806	NA	08/06/2021	<5	<0.5	<0.5	<0.5	<0.5	<0.5	<1	<0.5	<1	<0.5	<0.5	<0.5	<0.5	<0.5	<2	<0.5	<2	<0.5	<2	<0.5	<0.5	<0.5	<0.5	<0.5	<1	<0.5	<0.5	<1	<1.5	<1	<0.5	<50	<50	<50	<50
92554285	FB-1-20210806	NA	08/06/2021	NA	<0.5	<0.5	<0.5	<0.5	<0.5	<1	<0.5	<1	<0.5	<0.5	<0.5	<0.5	<0.5	<2	<0.5	<2	<0.5	<2	<0.5	<0.5	<0.5	<0.5	<0.5	<1	<0.5	<0.5	<1	<1.5	<1	<0.5	<50	<50	<50	<50
92559334	FB-1-20210902	NA	9/2/2021	NA	<0.5	<0.5	<0.5	<0.5	<0.5	<1	<0.5	<1	<0.5	<0.5	<0.5	<0.5	<0.5	<2	<0.5	<2	<0.5	<2	<0.5	<0.5	<0.5	<0.5	<0.5	<1	<0.5	<0.5	<1	<1.5	<1	<0.5	<50	<50	<50	<50
92558446	EB-1 20210830	NA	08/30/2021	<5	<0.5	<0.5	<0.5	<0.5	<0.5	<1	<0.5	<1	<0.5	<0.5	<0.5	<0.5	<0.5	<2	<0.5	<2	<0.5	<2	<0.5	<0.5	<0.5	<0.5	<0.5	<1	<0.5	<0.5	<1	<1.5	<1	<0.5	<50	<50	<50	<50
92558450	EB-2-20210830	NA	08/30/2021	<5	<0.5	<0.5	<0.5	<0.5	<0.5	<1	<0.5	<1	<0.5	<0.5	<0.5	<0.5	<0.5	<2	<0.5	<2	<0.5	<2	<0.5	<0.5	<0.5	<0.5	<0.5	<1	<0.5	<0.5	<1	<1.5	<1	<0.5	<50	<50	<50	<50
92558446	FB-1-20210830	NA	08/30/2021	<5	<0.5	<0.5	<0.5	<0.5	<0.5	<1	<0.5	<1	<0.5	<0.5	<0.5	<0.5	<0.5	<2	<0.5	<2	<0.5	<2	<0.5	<0.5	<0.5	<0.5	<0.5	<1	<0.5	<0.5	<1	<1.5	<1	<0.5	<50	<50	<50	<50
92558448	FB-2-20210830	NA	08/30/2021	<5	<0.5	<0.5	<0.5	<0.5	<0.5	<1	<0.5	<1	<0.5	<0.5	<0.5	<0.5	<0.5	<2	<0.5	<2	<0.5	<2	<0.5	<0.5	<0.5	<0.5	<0.5	<1	<0.5	<0.5	<1	<1.5	<1	<0.5	<50	<50	<50	<50
92558740	EB-20210831	NA	08/31/2021	<5	<0.5	<0.5	<0.5	<0.5	<0.5	<1	<0.5	<1	<0.5	<0.5	<0.5	<0.5	<0.5	<2	<0.5	**15.9**	<0.5	<2	<0.5	<0.5	<0.5	<0.5	<0.5	<1	<0.5	<0.5	<1	<1.5	<1	<0.5	<50	<50	<50	<50
92558738	EB-1-20210831	NA	08/31/2021	<5	<0.5	<0.5	<0.5	<0.5	<0.5	<1	<0.5	<1	<0.5	<0.5	<0.5	<0.5	<0.5	<2	<0.5	**16.5**	<0.5	<2	<0.5	<0.5	<0.5	<0.5	<0.5	<1	<0.5	<0.5	<1	<1.5	<1	<0.5	<50	<50	<50	<50
92558738	FB-1-20210831	NA	08/31/2021	NA	<0.5	<0.5	<0.5	<0.5	<0.5	<1	<0.5	<1	<0.5	<0.5	<0.5	<0.5	<0.5	<2	<0.5	<2	<0.5	<2	<0.5	<0.5	<0.5	<0.5	<0.5	<1	<0.5	<0.5	<1	<1.5	<1	<0.5	<50	<50	<50	<50
92558738	FB-2-20210831	NA	08/31/2021	NA	<0.5	<0.5	<0.5	<0.5	<0.5	<1	<0.5	<1	<0.5	<0.5	<0.5	<0.5	<0.5	<2	<0.5	<2	<0.5	<2	<0.5	<0.5	<0.5	<0.5	<0.5	<1	<0.5	<0.5	<1	<1.5	<1	<0.5	<50	<50	<50	<50
92559014	EB-1-20210901	NA	09/01/2021	<5	<0.5	<0.5	<0.5	<0.5	<0.5	<1	<0.5	<1	<0.5	<0.5	<0.5	<0.5	<0.5	<2	<0.5	<2	<0.5	<2	<0.5	<0.5	<0.5	<0.5	<0.5	<1	<0.5	<0.5	<1	<1.5	<1	<0.5	<50	<50	<50	<50
92559014	EB-2-20210901	NA	09/01/2021	<5	<0.5	<0.5	<0.5	<0.5	<0.5	<1	<0.5	<1	<0.5	<0.5	<0.5	<0.5	<0.5	<2	<0.5	<2	<0.5	<2	<0.5	<0.5	<0.5	<0.5	<0.5	<1	<0.5	<0.5	<1	<1.5	<1	<0.5	<50	<50	<50	<50
92559014	FB-1-20210901	NA	09/01/2021	NA	<0.5	<0.5	<0.5	<0.5	<0.5	<1	<0.5	<1	<0.5	<0.5	<0.5	<0.5	<0.5	<2	<0.5	<2	<0.5	<2	<0.5	<0.5	<0.5	<0.5	<0.5	<1	<0.5	<0.5	<1	<1.5	<1	<0.5	<50	<50	<50	<50
92559014	FB-2-20210901	NA	09/01/2021	NA	<0.5	<0.5	<0.5	<0.5	<0.5	<1	<0.5	<1	<0.5	<0.5	<0.5	<0.5	<0.5	<2	<0.5	<2	<0.5	<2	<0.5	<0.5	<0.5	<0.5	<0.5	<1	<0.5	<0.5	<1	<1.5	<1	<0.5	<50	<50	<50	<50
92559360	EB-1-20210902	NA	09/02/2021	<5	<0.5	<0.5	<0.5	<0.5	<0.5	<1	<0.5	<1	<0.5	<0.5	<0.5	<0.5	<0.5	<2	<0.5	<2	<0.5	<2	<0.5	<0.5	<0.5	<0.5	<0.5	<1	<0.5	<0.5	<1	<1.5	<1	<0.5	<50	<50	<50	<50
92559360	EB-2-20210902	NA	09/02/2021	<5	<0.5	<0.5	<0.5	<0.5	<0.5	<1	<0.5	<1	<0.5	<0.5	<0.5	<0.5	<0.5	<2	<0.5	<2	<0.5	<2	<0.5	<0.5	<0.5	<0.5	<0.5	<1	<0.5	<0.5	<1	<1.5	<1	<0.5	<50	<50	<50	<50
92559360	FB-2-20210902	NA	09/02/2021	<5	<0.5	<0.5	<0.5	<0.5	<0.5	<1	<0.5	<1	<0.5	<0.5	<0.5	<0.5	<0.5	<2	<0.5	<2	<0.5	<2	<0.5	<0.5	<0.5	<0.5	<0.5	<1	<0.5	<0.5	<1	<1.5	<1	<0.5	<50	<50	<50	<50
92561826	EB-1-20210916	NA	09/16/2021	<5	<0.5	<0.5	<0.5	<0.5	<0.5	<1	<0.5	<1	<0.5	<0.5	<0.5	<0.5	<0.5	<2	<0.5	<2	<0.5	<2	<0.5	<0.5	<0.5	<0.5	<0.5	<1	<0.5	<0.5	<1	<1.5	<1	<0.5	<50	<50	NA	<50
92561826	FB-1-20210916	NA	09/16/2021	NA	<0.5	<0.5	<0.5	<0.5	<0.5	<1	<0.5	<1	<0.5	<0.5	<0.5	<0.5	<0.5	<2	<0.5	<2	<0.5	<2	<0.5	<0.5	<0.5	<0.5	<0.5	<1	<0.5	<0.5	<1	<1.5	<1	<0.5	<50	<50	NA	<50
92563487	EB-1-20210927	NA	09/27/2021	<5	<0.5	<0.5	<0.5	<0.5	<0.5	<0.5	<0.5	<1	<0.5	<0.5	<0.5	<0.5	<0.5	<0.6	<0.5	**1.6J**	<0.5	<0.5	<0.5	<0.5	<0.5	<0.5	<0.5	<0.5	<0.5	<0.5	<0.5	<1.5	<1	<0.5	<100	<100	<100	NA
92563487	FB-1-20210927	NA	09/27/2021	NA	<0.5	<0.5	<0.5	<0.5	<0.5	<0.5	<0.5	<1	<0.5	<0.5	<0.5	<0.5	<0.5	<0.6	<0.5	**1.5J**	<0.5	<0.5	<0.5	<0.5	<0.5	<0.5	<0.5	<0.5	<0.5	<0.5	<0.5	<1.5	<1	<0.5	<100	<100	<100	NA
92563804	EB-1-20210928	NA	09/28/2021	<5	<0.5	<0.5	<0.5	<0.5	<0.5	<0.5	<0.5	<0.6	<0.5	<0.5	<0.5	<0.5	<0.5	<0.6	<0.5	**1.1J**	<0.5	<0.5	<0.5	<0.5	<0.5	<0.5	<0.5	<0.5	<0.5	<0.5	<0.5	<1.5	<1	<0.5	<100	<100	<100	NA
92563804	FB-1-20210928	NA	09/28/2021	NA	<0.5	<0.5	<0.5	<0.5	<0.5	<0.5	<0.5	<0.6	<0.5	<0.5	<0.5	<0.5	<0.5	<0.6	<0.5	**1.2J**	<0.5	<0.5	<0.5	<0.5	<0.5	<0.5	<0.5	<0.5	<0.5	<0.5	<0.5	<1.5	<1	<0.5	<100	<100	<100	NA
92564084	EB-1-20210929	NA	09/29/2021	<5	<0.5	<0.5	<0.5	<0.5	<0.5	<0.5	<0.5	<2	<0.5	<0.5	<0.5	<0.5	<0.5	<0.6	<0.5	**0.79J**	<0.5	<0.5	<0.5	<0.5	<0.5	<0.5	<0.5	<0.5	<0.5	<0.5	<0.5	<1.5	<1	<0.5	<100	<100	<100	NA
92564084	FB-1-20210929	NA	09/29/2021	NA	<0.5	<0.5	<0.5	<0.5	<0.5	<0.5	<0.5	<2	<0.5	<0.5	<0.5	<0.5	<0.5	<0.6	<0.5	**0.92J**	<0.5	<0.5	<0.5	<0.5	<0.5	<0.5	<0.5	<0.5	<0.5	<0.5	<0.5	<1.5	<1	<0.5	<100	<100	<100	NA
92564492	EB-1-20211001	NA	10/01/2021	<5	<0.5	<0.5	<0.5	<0.5	<0.5	<0.5	<0.5	<0.6	<0.5	<0.5	<0.5	<0.5	<0.5	<0.6	<0.5	**0.65J**	<0.5	<0.5	<0.5	<0.5	<0.5	<0.5	<0.5	<0.5	<0.5	<0.5	<0.5	<1.5	<1	<0.5	<100	<100	<100	NA
92564492	FB-1-20211001	NA	10/01/2021	NA	<0.5	<0.5	<0.5	<0.5	<0.5	<0.5	<0.5	<0.6	<0.5	<0.5	<0.5	<0.5	<0.5	<0.6	<0.5	**0.85J**	<0.5	<0.5	<0.5	<0.5	<0.5	<0.5	<0.5	<0.5	<0.5	<0.5	<0.5	<1.5	<1	<0.5	<100	<100	<100	NA
92564336	EB-1-20210931	NA	09/30/2021	<5	<0.5	<0.5	<0.5	<0.5	<0.5	<0.5	<0.5	<0.6	<0.5	<0.5	<0.5	<0.5	<0.5	<0.6	<0.5	**1.2J**	<0.5	<0.5	<0.5	<0.5	<0.5	<0.5	<0.5	<0.5	<0.5	<0.5	<0.5	<1.5	<1	<0.5	<100	<100	<100	NA
92564336	FB-1-20210930	NA	09/30/2021	NA	<0.5	<0.5	<0.5	<0.5	<0.5	<0.5	<0.5	<0.6	<0.5	<0.5	<0.5	<0.5	<0.5	<0.6	<0.5	**1.5J**	<0.5	<0.5	<0.5	<0.5	<0.5	<0.5	<0.5	<0.5	<0.5	<0.5	<0.5	<1.5	<1	<0.5	<100	<100	<100	NA
92564678	EB-1-20211004	NA	10/04/2021	<5.0	<0.5	<0.5	<0.5	<0.5	<0.5	<0.5	<0.5	<0.6	<0.5	<0.5	<0.5	<0.5	<0.5	<0.6	<0.5	**0.88J**	<0.5	<0.5	<0.5	<0.5	<0.5	<0.5	<0.5	<0.5	<0.5	<0.5	<0.5	<1.5	<1	<0.5	<100	<100	<100	NA
92564678	FB-1-20211004	NA	10/04/2021	NA	<0.5	<0.5	<0.5	<0.5	<0.5	<0.5	<0.5	<0.6	<0.5	<0.5	<0.5	<0.5	<0.5	<0.6	<0.5	**1.0J**	<0.5	<0.5	<0.5	<0.5	<0.5	<0.5	<0.5	<0.5	<0.5	<0.5	<0.5	<1.5	<1	<0.5	<100	<100	<100	NA
92569881	EB-1-20211101	NA	11/01/2021	<5	<0.5	<0.5	<0.5	<0.5	<0.5	<1	<0.5	<1	<0.5	<0.5	<0.5	<0.5	<0.5	<2	<0.5	<2	<0.5	<2	<0.5	<0.5	<0.5	<0.5	<0.5	<1	<0.5	<0.5	<1	<1.5	<1	<0.5	<50	<50	<50	<50
92569881	FB-1-20211101	NA	11/01/2021	NA	<0.5	<0.5	<0.5	<0.5	<0.5	<1	<0.5	<1	<0.5	<0.5	<0.5	<0.5	<0.5	<2	<0.5	<2	<0.5	<2	<0.5	<0.5	<0.5	<0.5	<0.5	<1	<0.5	<0.5	<1	<1.5	<1	<0.5	<50	<50	<50	<50
92569882	EB-2-20211101	NA	11/01/2021	<5	<0.5	<0.5	<0.5	<0.5	<0.5	<1	<0.5	<1	<0.5	<0.5	<0.5	<0.5	<0.5	<2	<0.5	<2	<0.5	<2	<0.5	<0.5	<0.5	<0.5	<0.5	<1	<0.5	<0.5	<1	<1.5	<1	<0.5	<50	<50	<50	<50
92569882	FB-2-20211101	NA	11/01/2021	NA	<0.5	<0.5	<0.5	<0.5	<0.5	<1	<0.5	<1	<0.5	<0.5	<0.5	<0.5	<0.5	<2	<0.5	<2	<0.5	<2	<0.5	<0.5	<0.5	<0.5	<0.5	<1	<0.5	<0.5	<1	<1.5	<1	<0.5	<50	<50	<50	<50
92570178	EB-1-20211102	NA	11/02/2021	<5	<0.5	<0.5	<0.5	<0.5	<0.5	<1	<0.5	<1	<0.5	<0.5	<0.5	<0.5	<0.5	<2	<0.5	<2	<0.5	<2	<0.5	<0.5	<0.5	<0.5	<0.5	<1	<0.5	<0.5	<1	<1.5	<1	<0.5	<50	<50	<50	<50
92570178	FB-1-20211102	NA	11/02/2021	NA	<0.5	<0.5	<0.5	<0.5	<0.5	<1	<0.5	<1	<0.5	<0.5	<0.5	<0.5	<0.5	<2	<0.5	<2	<0.5	<2	<0.5	<0.5	<0.5	<0.5	<0.5	<1	<0.5	<0.5	<1	<1.5	<1	<0.5	<50	<50	<50	<50
92570181	EB-2-20211102	NA	11/02/2021	<5	<0.5	<0.5	<0.5	<0.5	<0.5	<1	<0.5	<1	<0.5	<0.5	<0.5	<0.5	<0.5	<2	<0.5	<2	<0.5	<2	<0.5	<0.5	<0.5	<0.5	<0.5	<1	<0.5	<0.5	<1	<1.5	<1	<0.5	<50	<50	<50	<50
92570181	FB-2-20211102	NA	11/02/2021	NA	<0.5	<0.5	<0.5	<0.5	<0.5	<1	<0.5	<1	<0.5	<0.5	<0.5	<0.5	<0.5	<2	<0.5	<2	<0.5	<2	<0.5	<0.5	<0.5	<0.5	<0.5	<1	<0.5	<0.5	<1	<1.5	<1	<0.5	<50	<50	<50	<50
92570483	EB-1-20211103	NA	11/03/2021	<5	<0.5	<0.5	<0.5	<0.5	<0.5	<1	<0.5	<1	<0.5	<0.5	<0.5	<0.5	<0.5	<2	<0.5	<2	<0.5	<2	<0.5	<0.5	<0.5	<0.5	<0.5	<1	<0.5	<0.5	<1	<1.5	<1	<0.5	<50	<50	<50	<50
92570483	EB-2-20211103	NA	11/03/2021	<5	<0.5	<0.5	<0.5	<0.5	<0.5	<1	<0.5	<1	<0.5	<0.5	<0.5	<0.5	<0.5	<2	<0.5	<2	<0.5	<2	<0.5	<0.5	<0.5	<0.5	<0.5	<1	<0.5	<0.5	<1	<1.5	<1	<0.5	<50	<50	<50	<50
92570483	FB-1-202211103	NA	11/03/2021	NA	<0.5	<0.5	<0.5	<0.5	<0.5	<1	<0.5	<1	<0.5	<0.5	<0.5	<0.5	<0.5	<2	<0.5	<2	<0.5	<2	<0.5	<0.5	<0.5	<0.5	<0.5	<1	<0.5	<0.5	<1	<1.5	<1	<0.5	<50	<50	<50	<50
92570483	FB-2-202211103	NA	11/03/2021	NA	<0.5	<0.5	<0.5	<0.5	<0.5	<1	<0.5	<1	<0.5	<0.5	<0.5	<0.5	<0.5	<2	<0.5	<2	<0.5	<2	<0.5	<0.5	<0.5	<0.5	<0.5	<1	<0.5	<0.5	<1	<1.5	<1	<0.5	<50	<50	<50	<50
92570816	EB-1-20211104	NA	11/04/2021	<5	<0.5	<0.5	<0.5	<0.5	<0.5	<1	<0.5	<1	<0.5	<0.5	<0.5	<0.5	<0.5	<2	<0.5	<2	<0.5	<2	<0.5	<0.5	<0.5	<0.5	<0.5	<1	<0.5	<0.5	<1	<1.5	<1	<0.5	<50	<50	<50	<50

Table 5A
Summary of Monitoring Well Sampling Results

Colonial Pipeline Company
2020-L1-SR2448
Huntersville, North Carolina

Lab Report Number	Sample ID	Well ID	Sample Date	Metals (µg/L)	VOCs (µg/L)																														MADEP VPH (µg/L)			
				Lead	Benzene	Bromochloromethane	Bromodichloromethane	n-Butylbenzene	sec-Butylbenzene	Chloroethane	Chloroform	Chloromethane	2-Chlorotoluene	Dibromochloromethane	1,2-Dichloroethane	Diisopropyl ether	Ethylbenzene	Hexachloro-1,3-butadiene	Isopropylbenzene (Cumene)	Methylene Chloride	Methyl-tert-butyl ether	Naphthalene	n-Propylbenzene	Styrene	Tetrachloroethene	Toluene	Trichloroethene	Trichlorofluoromethane	1,2,4-Trimethylbenzene	1,3,5-Trimethylbenzene	Vinyl chloride	Xylene (Total)	m&p-Xylene	o-Xylene	C5 - C8 Aliphatics	C9 - C12 Aliphatics	C9 - C10 Aromatics	VPH (Total)
			NCAC 2L Standards	**15**	**1**	**NE**	**0.6**	**70**	**70**	**3000**	**70**	**3**	**100**	**0.4**	**0.4**	**70**	**600**	**0.4**	**70**	**5**	**20**	**6**	**70**	**70**	**0.7**	**600**	**3**	**2000**	**400**	**400**	**0.03**	**500**	**500**	**500**	**400**	**700**	**200**	**NE**
			IMAC Standards	**--**	**--**	**--**	**--**	**--**	**--**	**--**	**--**	**--**	**--**	**--**	**--**	**--**	**--**	**--**	**--**	**--**	**--**	**--**	**--**	**--**	**--**	**--**	**--**	**--**	**--**	**--**	**--**	**--**	**--**	**--**	**--**	**--**	**--**	**--**
92570816	EB-2-20211104	NA	11/04/2021	<5	<0.5	<0.5	<0.5	<0.5	<0.5	<1	<0.5	<1	<0.5	<0.5	<0.5	<0.5	<0.5	<2	<0.5	<2	<0.5	<2	<0.5	<0.5	<0.5	<0.5	<0.5	<1	<0.5	<0.5	<1	<1.5	<1	<0.5	<50	<50	<50	<50
92570816	FB-1-20211104	NA	11/04/2021	NA	<0.5	<0.5	<0.5	<0.5	<0.5	<1	<0.5	<1	<0.5	<0.5	<0.5	<0.5	<0.5	<2	<0.5	<2	<0.5	<2	<0.5	<0.5	<0.5	<0.5	<0.5	<1	<0.5	<0.5	<1	<1.5	<1	<0.5	<50	<50	<50	<50
92570816	FB-2-20211104	NA	11/04/2021	NA	<0.5	<0.5	<0.5	<0.5	<0.5	<1	<0.5	<1	<0.5	<0.5	<0.5	<0.5	<0.5	<2	<0.5	<2	<0.5	<2	<0.5	<0.5	<0.5	<0.5	<0.5	<1	<0.5	<0.5	<1	<1.5	<1	<0.5	<50	<50	<50	<50
92571046	FB-1-20211105	NA	11/05/2021	NA	<0.5	<0.5	<0.5	<0.5	<0.5	<1	<0.5	<1	<0.5	<0.5	<0.5	<0.5	<0.5	<2	<0.5	<2	<0.5	<2	<0.5	<0.5	<0.5	<0.5	<0.5	<1	<0.5	<0.5	<1	<1.5	<1	<0.5	<50	<50	<50	<50
92571040	EB-1-20211105	NA	11/05/2021	<5	<0.5	<0.5	<0.5	<0.5	<0.5	<1	<0.5	<1	<0.5	<0.5	<0.5	<0.5	<0.5	<2	<0.5	<2	<0.5	<2	<0.5	<0.5	<0.5	<0.5	<0.5	<1	<0.5	<0.5	<1	<1.5	<1	<0.5	<50	<50	<50	<50
92574894	EB-2-20211130	NA	11/30/2021	<5	<0.5	<0.5	<0.5	<0.5	<0.5	<1	<0.5	<1	<0.5	<0.5	<0.5	<0.5	<0.5	<2	<0.5	<2	<0.5	<2	<0.5	<0.5	<0.5	<0.5	<0.5	<1	<0.5	<0.5	<1	<1.5	<1	<0.5	<50	<50	<50	<50
92574894	FB-2-20211130	NA	11/30/2021	NA	<0.5	<0.5	<0.5	<0.5	<0.5	<1	<0.5	<1	<0.5	<0.5	<0.5	<0.5	<0.5	<2	<0.5	<2	<0.5	<2	<0.5	<0.5	<0.5	<0.5	<0.5	<1	<0.5	<0.5	<1	<1.5	<1	<0.5	<50	<50	<50	<50
92574905	EB-1-20211130	NA	11/30/2021	<5	<0.5	<0.5	<0.5	<0.5	<0.5	<1	<0.5	<1	<0.5	<0.5	<0.5	<0.5	<0.5	<2	<0.5	<2	<0.5	<2	<0.5	<0.5	<0.5	<0.5	<0.5	<1	<0.5	<0.5	<1	<1.5	<1	<0.5	<50	<50	<50	<50
92574898	FB-1-20211130	NA	11/30/2021	NA	<0.5	<0.5	<0.5	<0.5	<0.5	<1	<0.5	<1	<0.5	<0.5	<0.5	<0.5	<0.5	<2	<0.5	<2	<0.5	<2	<0.5	<0.5	<0.5	<0.5	<0.5	<1	<0.5	<0.5	<1	<1.5	<1	<0.5	<50	<50	<50	<50
92575208	EB-1-20211201	NA	12/01/2021	<5	<0.5	<0.5	<0.5	<0.5	<0.5	<1	<0.5	<1	<0.5	<0.5	<0.5	<0.5	<0.5	<2	<0.5	<2	<0.5	<2	<0.5	<0.5	<0.5	<0.5	<0.5	<1	<0.5	<0.5	<1	<1.5	<1	<0.5	<50	<50	<50	<50
92575462	FB-1-20211201	NA	12/01/2021	NA	<0.5	<0.5	<0.5	<0.5	<0.5	<1	<0.5	<1	<0.5	<0.5	<0.5	<0.5	<0.5	<2	<0.5	<2	<0.5	<2	<0.5	<0.5	<0.5	<0.5	<0.5	<1	<0.5	<0.5	<1	<1.5	<1	<0.5	<50	<50	<50	<50
92575206	EB-2-20211201	NA	12/01/2021	<5	<0.5	<0.5	<0.5	<0.5	<0.5	<1	<0.5	<1	<0.5	<0.5	<0.5	<0.5	<0.5	<2	<0.5	<2	<0.5	<2	<0.5	<0.5	<0.5	<0.5	<0.5	<1	<0.5	<0.5	<1	<1.5	<1	<0.5	<50	<50	<50	<50
92575206	FB-2-20211201	NA	12/01/2021	NA	<0.5	<0.5	<0.5	<0.5	<0.5	<1	<0.5	<1	<0.5	<0.5	<0.5	<0.5	<0.5	<2	<0.5	<2	<0.5	<2	<0.5	<0.5	<0.5	<0.5	<0.5	<1	<0.5	<0.5	<1	<1.5	<1	<0.5	<50	<50	<50	<50
92575654	EB-1-20211202	NA	12/02/2021	<5	<0.5	<0.5	<0.5	<0.5	<0.5	<1	<0.5	<1	<0.5	<0.5	<0.5	<0.5	<0.5	<2	<0.5	<2	<0.5	<2	<0.5	<0.5	<0.5	<0.5	<0.5	<1	<0.5	<0.5	<1	<1.5	<1	<0.5	<50	<50	<50	<50
92575654	EB-2-20211202	NA	12/02/2021	<5	<0.5	<0.5	<0.5	<0.5	<0.5	<1	<0.5	<1	<0.5	<0.5	<0.5	<0.5	<0.5	<2	<0.5	<2	<0.5	<2	<0.5	<0.5	<0.5	<0.5	<0.5	<1	<0.5	<0.5	<1	<1.5	<1	<0.5	<50	<50	<50	<50
92575654	FB-1-20211202	NA	12/02/2021	NA	<0.5	<0.5	<0.5	<0.5	<0.5	<1	<0.5	<1	<0.5	<0.5	<0.5	<0.5	<0.5	<2	<0.5	<2	<0.5	<2	<0.5	<0.5	<0.5	<0.5	<0.5	<1	<0.5	<0.5	<1	<1.5	<1	<0.5	<50	<50	<50	<50
92575654	FB-2-20211202	NA	12/02/2021	NA	<0.5	<0.5	<0.5	<0.5	<0.5	<1	<0.5	<1	<0.5	<0.5	<0.5	<0.5	<0.5	<2	<0.5	<2	<0.5	<2	<0.5	<0.5	<0.5	<0.5	<0.5	<1	<0.5	<0.5	<1	<1.5	<1	<0.5	<50	<50	<50	<50
92575770	EB-1-20211203	NA	12/03/2021	<5	<0.5	<0.5	<0.5	<0.5	<0.5	<1	<0.5	<1	<0.5	<0.5	<0.5	<0.5	<0.5	<2	<0.5	<2	<0.5	<2	<0.5	<0.5	<0.5	<0.5	<0.5	<1	<0.5	<0.5	<1	<1.5	<1	<0.5	<50	<50	<50	<50
92575770	FB-1-20211203	NA	12/03/2021	NA	<0.5	<0.5	<0.5	<0.5	<0.5	<1	<0.5	<1	<0.5	<0.5	<0.5	<0.5	<0.5	<2	<0.5	<2	<0.5	<2	<0.5	<0.5	<0.5	<0.5	<0.5	<1	<0.5	<0.5	<1	<1.5	<1	<0.5	<50	<50	<50	<50
92580645 92580644	EB-1-20220103	NA	01/03/2022	<5	<0.5	<0.5	<0.5	<0.5	<0.5	<1	<0.5	<1	<0.5	<0.5	<0.5	<0.5	<0.5	<2	<0.5	<2	<0.5	<2	<0.5	<0.5	<0.5	<0.5	<0.5	<1	<0.5	<0.5	<1	<1.5	<1	<0.5	<50	<50	<50	<50
92580642	FB-1-20220103	NA	01/03/2022	NA	<0.5	<0.5	<0.5	<0.5	<0.5	<1	<0.5	<1	<0.5	<0.5	<0.5	<0.5	<0.5	<2	<0.5	<2	<0.5	<2	<0.5	<0.5	<0.5	<0.5	<0.5	<1	<0.5	<0.5	<1	<1.5	<1	<0.5	<50	<50	<50	<50
92580645 92580644	EB-2-20220103	NA	01/03/2022	<5	<0.5	<0.5	<0.5	<0.5	<0.5	<1	<0.5	<1	<0.5	<0.5	<0.5	<0.5	<0.5	<2	<0.5	<2	<0.5	<2	<0.5	<0.5	<0.5	<0.5	<0.5	<1	<0.5	<0.5	<1	<1.5	<1	<0.5	<50	<50	<50	<50
92580647	FB-2-20220103	NA	01/03/2022	NA	<0.5	<0.5	<0.5	<0.5	<0.5	<1	<0.5	<1	<0.5	<0.5	<0.5	<0.5	<0.5	<2	<0.5	<2	<0.5	<2	<0.5	<0.5	<0.5	<0.5	<0.5	<1	<0.5	<0.5	<1	<1.5	<1	<0.5	<50	<50	<50	<50
92580901	FB-1-20220104	NA	01/04/2022	NA	<0.5	<0.5	<0.5	<0.5	<0.5	<1	<0.5	<1	<0.5	<0.5	<0.5	<0.5	<0.5	<2	<0.5	<2	<0.5	<2	<0.5	<0.5	<0.5	<0.5	<0.5	<1	<0.5	<0.5	<1	<1.5	<1	<0.5	<50	<50	<50	<50
92580903 92580955	EB-1-20220104	NA	01/04/2022	<5	<0.5	<0.5	<0.5	<0.5	<0.5	<1	<0.5	<1	<0.5	<0.5	<0.5	<0.5	<0.5	<2	<0.5	<2	<0.5	<2	<0.5	<0.5	<0.5	<0.5	<0.5	<1	<0.5	<0.5	<1	<1.5	<1	<0.5	<50	<50	<50	<50
92580903 92580955	EB-2-20220104	NA	01/04/2022	<5	<0.5	<0.5	<0.5	<0.5	<0.5	<1	<0.5	<1	<0.5	<0.5	<0.5	<0.5	<0.5	<2	<0.5	<2	<0.5	<2	<0.5	<0.5	<0.5	<0.5	<0.5	<1	<0.5	<0.5	<1	<1.5	<1	<0.5	<50	<50	<50	<50
92580903	FB-2-20220104	NA	01/04/2022	NA	<0.5	<0.5	<0.5	<0.5	<0.5	<1	<0.5	<1	<0.5	<0.5	<0.5	<0.5	<0.5	<2	<0.5	<2	<0.5	<2	<0.5	<0.5	<0.5	<0.5	<0.5	<1	<0.5	<0.5	<1	<1.5	<1	<0.5	<50	<50	<50	<50
92581193	FB-1-20220105	NA	01/05/2022	NA	<0.5	<0.5	<0.5	<0.5	<0.5	<1	<0.5	<1	<0.5	<0.5	<0.5	<0.5	<0.5	<2	<0.5	<2	<0.5	<2	<0.5	<0.5	<0.5	<0.5	<0.5	<1	<0.5	<0.5	<1	<1.5	<1	<0.5	<50	<50	<50	<50
92583209	EB-1-20220105	NA	01/05/2022	<5	<0.5	<0.5	<0.5	<0.5	<0.5	<1	<0.5	<1	<0.5	<0.5	<0.5	<0.5	<0.5	<2	<0.5	<2	<0.5	<2	<0.5	<0.5	<0.5	<0.5	<0.5	<1	<0.5	<0.5	<1	<1.5	<1	<0.5	<50	<50	<50	<50
92583209	EB-2-20220105	NA	01/05/2022	<5	<0.5	<0.5	<0.5	<0.5	<0.5	<1	<0.5	<1	<0.5	<0.5	<0.5	<0.5	<0.5	<2	<0.5	<2	<0.5	<2	<0.5	<0.5	<0.5	<0.5	<0.5	<1	<0.5	<0.5	<1	<1.5	<1	<0.5	<50	<50	<50	<50
92583209	FB-2-20220105	NA	01/05/2022	NA	<0.5	<0.5	<0.5	<0.5	<0.5	<1	<0.5	<1	<0.5	<0.5	<0.5	<0.5	<0.5	<2	<0.5	<2	<0.5	<2	<0.5	<0.5	<0.5	<0.5	<0.5	<1	<0.5	<0.5	<1	<1.5	<1	<0.5	<50	<50	<50	<50
92583376	EB-1-20220106	NA	01/06/2022	<5	<0.5	<0.5	<0.5	<0.5	<0.5	<1	<0.5	<1	<0.5	<0.5	<0.5	<0.5	<0.5	<2	<0.5	<2	<0.5	<2	<0.5	<0.5	<0.5	<0.5	<0.5	<1	<0.5	<0.5	<1	<1.5	<1	<0.5	<50	<50	<50	<50
92583376	EB-2-20220106	NA	01/06/2022	<5	<0.5	<0.5	<0.5	<0.5	<0.5	<1	<0.5	<1	<0.5	<0.5	<0.5	<0.5	<0.5	<2	<0.5	<2	<0.5	<2	<0.5	<0.5	<0.5	<0.5	<0.5	<1	<0.5	<0.5	<1	<1.5	<1	<0.5	<50	<50	<50	<50
92583376	FB-1-20220106	NA	01/06/2022	NA	<0.5	<0.5	<0.5	<0.5	<0.5	<1	<0.5	<1	<0.5	<0.5	<0.5	<0.5	<0.5	<2	<0.5	<2	<0.5	<2	<0.5	<0.5	<0.5	<0.5	<0.5	<1	<0.5	<0.5	<1	<1.5	<1	<0.5	<50	<50	<50	<50
92583376	FB-2-20220106	NA	01/06/2022	NA	<0.5	<0.5	<0.5	<0.5	<0.5	<1	<0.5	<1	<0.5	<0.5	<0.5	<0.5	<0.5	<2	<0.5	<2	<0.5	<2	<0.5	<0.5	<0.5	<0.5	<0.5	<1	<0.5	<0.5	<1	<1.5	<1	<0.5	<50	<50	<50	<50
92581742	EB-1-20220107	NA	01/07/2022	<5	<0.5	<0.5	<0.5	<0.5	<0.5	<1	<0.5	<1	<0.5	<0.5	<0.5	<0.5	<0.5	<2	<0.5	<2	<0.5	<2	<0.5	<0.5	<0.5	<0.5	<0.5	<1	<0.5	<0.5	<1	<1.5	<1	<0.5	<50	<50	<50	<50
92581742	FB-1-20220107	NA	01/07/2022	NA	<0.5	<0.5	<0.5	<0.5	<0.5	<1	<0.5	<1	<0.5	<0.5	<0.5	<0.5	<0.5	<2	<0.5	<2	<0.5	<2	<0.5	<0.5	<0.5	<0.5	<0.5	<1	<0.5	<0.5	<1	<1.5	<1	<0.5	<50	<50	<50	<50
92585316	EB-1-20220131	NA	01/31/2022	NA	<0.5	<0.5	<0.5	<0.5	<0.5	<1	<0.5	<1	<0.5	<0.5	<0.5	<0.5	<0.5	<2	<0.5	<2	<0.5	<2	<0.5	<0.5	<0.5	<0.5	<0.5	<1	<0.5	<0.5	<1	<1.5	<1	<0.5	<50	<50	<50	<50
92585316	FB-1-20220131	NA	01/31/2022	<5	<0.5	<0.5	<0.5	<0.5	<0.5	<1	<0.5	<1	<0.5	<0.5	<0.5	<0.5	<0.5	<2	<0.5	<2	<0.5	<2	<0.5	<0.5	<0.5	<0.5	<0.5	<1	<0.5	<0.5	<1	<1.5	<1	<0.5	<50	<50	<50	<50
92585315	EB-2-20220131	NA	01/31/2022	<5	<0.5	<0.5	<0.5	<0.5	<0.5	<1	<0.5	<1	<0.5	<0.5	<0.5	<0.5	<0.5	<2	<0.5	<2	<0.5	<2	<0.5	<0.5	<0.5	<0.5	<0.5	<1	<0.5	<0.5	<1	<1.5	<1	<0.5	<50	<50	<50	<50
92585315	FB-2-0220131	NA	01/31/2022	NA	<0.5	<0.5	<0.5	<0.5	<0.5	<1	<0.5	<1	<0.5	<0.5	<0.5	<0.5	<0.5	<2	<0.5	<2	<0.5	<2	<0.5	<0.5	<0.5	<0.5	<0.5	<1	<0.5	<0.5	<1	<1.5	<1	<0.5	<50	<50	<50	<50
92585562	EB-1-20220201	NA	02/01/2022	<5	<0.5	<0.5	<0.5	<0.5	<0.5	<1	<0.5	<1	<0.5	<0.5	<0.5	<0.5	<0.5	<2	<0.5	<2	<0.5	<2	<0.5	<0.5	<0.5	<0.5	<0.5	<1	<0.5	<0.5	<1	<1.5	<1	<0.5	<50	<50	<50	<50
92585562	FB-2-20220201	NA	02/01/2022	NA	<0.5	<0.5	<0.5	<0.5	<0.5	<1	<0.5	<1	<0.5	<0.5	<0.5	<0.5	<0.5	<2	<0.5	<2	<0.5	<2	<0.5	<0.5	<0.5	<0.5	<0.5	<1	<0.5	<0.5	<1	<1.5	<1	<0.5	<50	<50	<50	<50
92585560	EB-2-20220201	NA	02/01/2022	<5	<0.5	<0.5	<0.5	<0.5	<0.5	<1	<0.5	<1	<0.5	<0.5	<0.5	<0.5	<0.5	<2	<0.5	<2	<0.5	<2	<0.5	<0.5	<0.5	<0.5	<0.5	<1	<0.5	<0.5	<1	<1.5	<1	<0.5	<50	<50	<50	<50
92585560	FB-1-20220201	NA	02/01/2022	NA	<0.5	<0.5	<0.5	<0.5	<0.5	<1	<0.5	<1	<0.5	<0.5	<0.5	<0.5	<0.5	<2	<0.5	<2	<0.5	<2	<0.5	<0.5	<0.5	<0.5	<0.5	<1	<0.5	<0.5	<1	<1.5	<1	<0.5	<50	<50	<50	<50
92585900	EB-1-20220202	NA	02/02/2022	<5	<0.5	<0.5	<0.5	<0.5	<0.5	<1	<0.5	<1	<0.5	<0.5	<0.5	<0.5	<0.5	<2	<0.5	<2	<0.5	<2	<0.5	<0.5	<0.5	<0.5	<0.5	<1	<0.5	<0.5	<1	<1.5	<1	<0.5	<50	<50	<50	<50
92585900	EB-2-20220202	NA	02/02/2022	<5	<0.5	<0.5	<0.5	<0.5	<0.5	<1	<0.5	<1	<0.5	<0.5	<0.5	<0.5	<0.5	<2	<0.5	<2	<0.5	<2	<0.5	<0.5	<0.5	<0.5	<0.5	<1	<0.5	<0.5	<1	<1.5	<1	<0.5	<50	<50	<50	<50

Table 5A
Summary of Monitoring Well Sampling Results

Colonial Pipeline Company
2020-L1-SR2448
Huntersville, North Carolina

Lab Report Number	Sample ID	Well ID	Sample Date	Metals (µg/L)	VOCs (µg/L)																														MADEP VPH (µg/L)			
				Lead	Benzene	Bromochloromethane	Bromodichloromethane	n-Butylbenzene	sec-Butylbenzene	Chloroethane	Chloroform	Chloromethane	2-Chlorotoluene	Dibromochloromethane	1,2-Dichloroethane	Diisopropyl ether	Ethylbenzene	Hexachloro-1,3-butadiene	Isopropylbenzene (Cumene)	Methylene Chloride	Methyl-tert-butyl ether	Naphthalene	n-Propylbenzene	Styrene	Tetrachloroethene	Toluene	Trichloroethene	Trichlorofluoromethane	1,2,4-Trimethylbenzene	1,3,5-Trimethylbenzene	Vinyl chloride	Xylene (Total)	m&p-Xylene	o-Xylene	C5 - C8 Aliphatics	C9 - C12 Aliphatics	C9 - C10 Aromatics	VPH (Total)
			NCAC 2L Standards	**15**	**1**	**NE**	**0.6**	**70**	**70**	**3000**	**70**	**3**	**100**	**0.4**	**0.4**	**70**	**600**	**0.4**	**70**	**5**	**20**	**6**	**70**	**70**	**0.7**	**600**	**3**	**2000**	**400**	**400**	**0.03**	**500**	**500**	**500**	**400**	**700**	**200**	**NE**
			IMAC Standards	--	--	--	--	--	--	--	--	--	--	--	--	--	--	--	--	--	--	--	--	--	--	--	--	--	--	--	--	--	--	--	--	--	--	--
92585900	FB-1-20220202	NA	02/02/2022	NA	<0.5	<0.5	<0.5	<0.5	<0.5	<1	<0.5	<1	<0.5	<0.5	<0.5	<0.5	<0.5	<2	<0.5	<2	<0.5	<2	<0.5	<0.5	<0.5	<0.5	<0.5	<1	<0.5	<0.5	<1	<1.5	<1	<0.5	<50	<50	<50	<50
92585897	FB-2-20220202	NA	02/02/2022	NA	<0.5	<0.5	<0.5	<0.5	<0.5	<1	<0.5	<1	<0.5	<0.5	<0.5	<0.5	<0.5	<2	<0.5	<2	<0.5	<2	<0.5	<0.5	<0.5	<0.5	<0.5	<1	<0.5	<0.5	<1	<1.5	<1	<0.5	<50	<50	<50	<50
92586178	EB-1-20220203	NA	02/03/2022	NA	<0.5	<0.5	<0.5	<0.5	<0.5	<1	<0.5	<1	<0.5	<0.5	<0.5	<0.5	<0.5	<2	<0.5	<2	<0.5	<2	<0.5	<0.5	<0.5	<0.5	<0.5	<1	<0.5	<0.5	<1	<1.5	<1	<0.5	<50	<50	<50	<50
92586178	EB-2-20220203	NA	02/03/2022	<5	<0.5	<0.5	<0.5	<0.5	<0.5	<1	<0.5	<1	<0.5	<0.5	<0.5	<0.5	<0.5	<2	<0.5	<2	<0.5	<2	<0.5	<0.5	<0.5	<0.5	<0.5	<1	<0.5	<0.5	<1	<1.5	<1	<0.5	<50	<50	<50	<50
92586178	FB-1-20220203	NA	02/03/2022	NA	<0.5	<0.5	<0.5	<0.5	<0.5	<1	<0.5	<1	<0.5	<0.5	<0.5	<0.5	<0.5	<2	<0.5	<2	<0.5	<2	<0.5	<0.5	<0.5	<0.5	<0.5	<1	<0.5	<0.5	<1	<1.5	<1	<0.5	<50	<50	<50	<50
92586178	FB-2-20220203	NA	02/03/2022	NA	<0.5	<0.5	<0.5	<0.5	<0.5	<1	<0.5	<1	<0.5	<0.5	<0.5	<0.5	<0.5	<2	<0.5	<2	<0.5	<2	<0.5	<0.5	<0.5	<0.5	<0.5	<1	<0.5	<0.5	<1	<1.5	<1	<0.5	<50	<50	<50	<50
92590512	EB-2-20220228	NA	02/28/2022	<5	<0.5	<0.5	<0.5	<0.5	<0.5	<1	<0.5	<1	<0.5	<0.5	<0.5	<0.5	<0.5	<2	<0.5	<2	<0.5	<2	<0.5	<0.5	<0.5	<0.5	<0.5	<1	<0.5	<0.5	<1	<1.5	<1	<0.5	<50	<50	<50	<50
92590512	FB-2-20220228	NA	02/28/2022	NA	<0.5	<0.5	<0.5	<0.5	<0.5	<1	<0.5	<1	<0.5	<0.5	<0.5	<0.5	<0.5	<2	<0.5	<2	<0.5	<2	<0.5	<0.5	<0.5	<0.5	<0.5	<1	<0.5	<0.5	<1	<1.5	<1	<0.5	<50	<50	<50	<50
92590516	EB-1-20220228	NA	02/28/2022	<5	<0.5	<0.5	<0.5	<0.5	<0.5	<1	<0.5	<1	<0.5	<0.5	<0.5	<0.5	<0.5	<2	<0.5	<2	<0.5	<2	<0.5	<0.5	<0.5	<0.5	<0.5	<1	<0.5	<0.5	<1	<1.5	<1	<0.5	<50	<50	<50	<50
92590515	FB-1-20220228	NA	02/28/2022	NA	<0.5	<0.5	<0.5	<0.5	<0.5	<1	<0.5	<1	<0.5	<0.5	<0.5	<0.5	<0.5	<2	<0.5	<2	<0.5	<2	<0.5	<0.5	<0.5	<0.5	<0.5	<1	<0.5	<0.5	<1	<1.5	<1	<0.5	<50	<50	<50	<50
92590778	EB-1-20220301	NA	03/01/2022	<5	<0.5	<0.5	<0.5	<0.5	<0.5	<1	<0.5	<1	<0.5	<0.5	<0.5	<0.5	<0.5	<2	<0.5	<2	<0.5	<2	<0.5	<0.5	<0.5	<0.5	<0.5	<1	<0.5	<0.5	<1	<1.5	<1	<0.5	<50	<50	<50	<50
92590778	EB-2-20220301	NA	03/01/2022	<5	<0.5	<0.5	<0.5	<0.5	<0.5	<1	<0.5	<1	<0.5	<0.5	<0.5	<0.5	<0.5	<2	<0.5	<2	<0.5	<2	<0.5	<0.5	<0.5	<0.5	<0.5	<1	<0.5	<0.5	<1	<1.5	<1	<0.5	<50	<50	<50	<50
92590778	FB-1-20220301	NA	03/01/2022	NA	<0.5	<0.5	<0.5	<0.5	<0.5	<1	<0.5	<1	<0.5	<0.5	<0.5	<0.5	<0.5	<2	<0.5	<2	<0.5	<2	<0.5	<0.5	<0.5	<0.5	<0.5	<1	<0.5	<0.5	<1	<1.5	<1	<0.5	<50	<50	<50	<50
92590778	FB-2-20220301	NA	03/01/2022	NA	<0.5	<0.5	<0.5	<0.5	<0.5	<1	<0.5	<1	<0.5	<0.5	<0.5	<0.5	<0.5	<2	<0.5	<2	<0.5	<2	<0.5	<0.5	<0.5	<0.5	<0.5	<1	<0.5	<0.5	<1	<1.5	<1	<0.5	<50	<50	<50	<50
92591151	EB-1-20220302	NA	03/02/2022	<5	<0.5	<0.5	<0.5	<0.5	<0.5	<1	<0.5	<1	<0.5	<0.5	<0.5	<0.5	<0.5	<2	<0.5	<2	<0.5	<2	<0.5	<0.5	<0.5	<0.5	<0.5	<1	<0.5	<0.5	<1	<1.5	<1	<0.5	<50	<50	<50	<50
92591151	EB-2-20220302	NA	03/02/2022	<5	<0.5	<0.5	<0.5	<0.5	<0.5	<1	<0.5	<1	<0.5	<0.5	<0.5	<0.5	<0.5	<2	<0.5	<2	<0.5	<2	<0.5	<0.5	<0.5	<0.5	<0.5	<1	<0.5	<0.5	<1	<1.5	<1	<0.5	<50	<50	<50	<50
92591151	FB-1-20220302	NA	03/02/2022	NA	<0.5	<0.5	<0.5	<0.5	<0.5	<1	<0.5	<1	<0.5	<0.5	<0.5	<0.5	<0.5	<2	<0.5	<2	<0.5	<2	<0.5	<0.5	<0.5	<0.5	<0.5	<1	<0.5	<0.5	<1	<1.5	<1	<0.5	<50	<50	<50	<50
92591151	FB-2-20220302	NA	03/02/2022	NA	<0.5	<0.5	<0.5	<0.5	<0.5	<1	<0.5	<1	<0.5	<0.5	<0.5	<0.5	<0.5	<2	<0.5	<2	<0.5	<2	<0.5	<0.5	<0.5	<0.5	<0.5	<1	<0.5	<0.5	<1	<1.5	<1	<0.5	<50	<50	<50	<50
92591327	EB-1-20220303	NA	03/03/2022	<5	<0.5	<0.5	<0.5	<0.5	<0.5	<1	<0.5	<1	<0.5	<0.5	<0.5	<0.5	<0.5	<2	<0.5	<2	<0.5	<2	<0.5	<0.5	<0.5	<0.5	<0.5	<1	<0.5	<0.5	<1	<1.5	<1	<0.5	<50	<50	<50	<50
92591327	EB-2-20220303	NA	03/03/2022	NA	<0.5	<0.5	<0.5	<0.5	<0.5	<1	<0.5	<1	<0.5	<0.5	<0.5	<0.5	<0.5	<2	<0.5	<2	<0.5	<2	<0.5	<0.5	<0.5	<0.5	<0.5	<1	<0.5	<0.5	<1	<1.5	<1	<0.5	<50	<50	<50	<50
92591327	FB-1-20220303	NA	03/03/2022	NA	<0.5	<0.5	<0.5	<0.5	<0.5	<1	<0.5	<1	<0.5	<0.5	<0.5	<0.5	<0.5	<2	<0.5	<2	<0.5	<2	<0.5	<0.5	<0.5	<0.5	<0.5	<1	<0.5	<0.5	<1	<1.5	<1	<0.5	<50	<50	<50	<50
92591327	FB-2-20220303	NA	03/03/2022	NA	<0.5	<0.5	<0.5	<0.5	<0.5	<1	<0.5	<1	<0.5	<0.5	<0.5	<0.5	<0.5	<2	<0.5	<2	<0.5	<2	<0.5	<0.5	<0.5	<0.5	<0.5	<1	<0.5	<0.5	<1	<1.5	<1	<0.5	<50	<50	<50	<50

Notes:
NA - Not Analyzed
NE - Not Established
All units reported in micrograms per liter (µg/L)
Only detected constituents are shown
NCAC 2L Standard - North Carolina 15A NCAC 2L Groundwater Standard
"<" - Indicates compound was not detected above laboratory reporting limit
Lead - analyzed by Method 6010D
VOCs - Volatile Organic Compounds analyzed by Method SM 6200B
MADEP - Massachusetts Department of Environmental Protection; as required by North Carolina Department of Environmental Quality
VPH - Volatile Petroleum Hydrocarbon
J - Estimated concentration above the adjusted method detection limit and below the adjusted reporting limit
C0 - Result confirmed by second analysis
Bold values indicate compound was detected above laboratory reporting limit
Blue shading indicates an exceedance of NCAC 2L Standard
Samples beginning with "DUP" are field duplicates and co-samples of the preceeding row
IMAC - Interim Maximum Allowable Concentration
ID - Identification

Table 5B
Summary of Monitoring Well Select Oxygenate Sampling Results

Colonial Pipeline Company
2020-L1-SR2448
Huntersville, North Carolina

Lab Report Number	Sample ID	Well ID / WSW Address	Sample Date	Alcohol-Glycol (mg/L)	VOCs (µg/L)				
				n-Butanol	Ethanol	Ethyl-tert-butyl ether	tert-Amyl Alcohol	tert-Amylmethyl ether	tert-Butyl Alcohol
IMAC Standards				**0.7**	**4,000**	**47**	**NE**	**128**	**10**
NCAC 2L Standards				**NE**	**--**	**--**	**--**	**--**	**--**
Surficial Unit Monitoring Wells									
92554137	MW-01_20210805	MW-01	08/05/2021	<0.2	<200	<10	<100	<10	<50
92554285	MW-02_20210806	MW-02	08/06/2021	<0.2	<200	<10	<100	<10	<50
92554137	MW-03_20210805	MW-03	08/05/2021	<0.2	<200	<10	<100	<10	<50
92554285	MW-04_20210806	MW-04	08/06/2021	<0.2	<200	<10	<100	<10	<50
92554285	MW-05_20210806	MW-05	08/06/2021	<0.2	<200	<10	<100	<10	<50
92553563	MW-06_20210804	MW-06	08/04/2021	<0.2	<200	<10	<100	<10	<50
92554137	MW-07_20210805	MW-07	08/05/2021	<0.2	<200	<10	<100	<10	<50
92553185	MW-08_20210803	MW-08	08/03/2021	<0.2	<200	<10	<100	<10	<50
92553563	MW-09_20210804	MW-09	08/04/2021	<0.2	<200	<10	<100	<10	<50
92554285	MW-12_20210806	MW-12	08/06/2021	<0.2	<200	<10	<100	<10	<50
92553185	MW-13_20210803	MW-13	08/03/2021	<0.2	<200	<10	<100	<10	<50
92553185	MW-14_20210803	MW-14	08/03/2021	<0.2	<200	<10	<100	<10	<50
92554285	MW-15_20210806	MW-15	08/06/2021	<0.2	<200	<10	<100	<10	<50
92553519	MW-16_20210804	MW-16	08/04/2021	<0.2	<200	<10	<100	<10	<50
92553519	MW-17_20210804	MW-17	08/04/2021	<0.2	<200	<10	<100	<10	<50
92553189	MW-19_20210803	MW-19	08/03/2021	<5	<8000	<400	<4000	<400	<2000
92553563	MW-20_20210804	MW-20	08/04/2021	<0.2	<200	<10	<100	<10	<50
92553189	MW-21_20210803	MW-21	08/03/2021	<5	<200	<10	<100	**3.6J**	<50
92553189	MW-23_20210803	MW-23	08/03/2021	<5	<200	<10	<100	<10	<50
92553563	MW-25_20210804	MW-25	08/04/2021	<0.2	<200	<10	<100	<10	<50
92554137	MW-27_20210805	MW-27	08/05/2021	<0.2	<200	<10	<100	<10	<50
92553519	MW-28_20210804	MW-28	08/04/2021	<0.2	<200	<10	<100	<10	<50
92553519	DUP-1-20210804	MW-28	08/04/2021	<0.2	<200	<10	<100	<10	<50
92554137	MW-29_20210805	MW-29	08/05/2021	<2.0	<8000	<400	<4000	<400	<2000
92553563	MW-30_20210804	MW-30	08/04/2021	<0.2	<200	<10	<100	<10	<50
92553189	MW-31_20210803	MW-31	08/03/2021	<5	<200	<10	<100	<10	<50
92553189	DUP-1-20210803	MW-31	08/03/2021	<5	<200	<10	<100	<10	<50
92554137	MW-32_20210805	MW-32	08/05/2021	<0.2	<200	<10	<100	<10	<50
92554137	MW-33_20210805	MW-33	08/05/2021	<0.2	<200	<10	<100	<10	<50
92553563	MW-34_20210804	MW-34	08/04/2021	<0.2	<200	<10	<100	<10	<50
92554137	MW-35_20210805	MW-35	08/05/2021	<0.2	<200	<10	<100	<10	<50
92554285	MW-36_20210806	MW-36	08/06/2021	<0.2	<200	<10	<100	<10	<50
92553563	MW-38_20210804	MW-38	08/04/2021	<0.2	<2000	<100	<1000	**50.4J**	<500
92553563	MW-41_20210804	MW-41	08/04/2021	<0.2	<200	<10	<100	<10	<50
92552929	MW-42_20210802	MW-42	08/02/2021	<5	<200	<10	<100	<10	<50
92554137	MW-43_20210805	MW-43	08/05/2021	<0.2	<200	<10	<100	<10	<50
92553185	MW-44_20210803	MW-44	08/03/2021	<0.2	<200	<10	<100	<10	<50
92553065	MW-45_20210802	MW-45	08/02/2021	<5	<200	<10	<100	<10	<50
92553185	MW-46_20210803	MW-46	08/03/2021	<0.2	<200	<10	<100	<10	<50
92553065	MW-49_20210802	MW-49	08/02/2021	<5	<200	<10	<100	<10	<50
92553185	MW-50_20210803	MW-50	08/03/2021	<5	<400	<20	**114J**	<20	<100
92553065	MW-51_20210802	MW-51	08/02/2021	<5	<200	<10	<100	<10	<50
92553065	DUP-2-20210802	MW-51	08/02/2021	<5	<200	<10	<100	<10	<50
92554137	MW-52_20210805	MW-52	08/05/2021	<0.2	<800	<40	<400	<40	<200
92554137	MW-53_20210805	MW-53	08/05/2021	<0.2	<200	<10	<100	<10	<50
92554137	DUP-2-20210805	MW-53	08/05/2021	<0.2	<200	<10	<100	<10	<50
92554137	MW-54_20210805	MW-54	08/05/2021	<0.2	<2000	<100	<1000	<100	<500
92553563	MW-56_20210804	MW-56	08/04/2021	<0.2	<200	<10	<100	<10	<50
92553563	MW-57_20210804	MW-57	08/04/2021	<0.2	<200	<10	<100	<10	<50
92554137	MW-58_20210805	MW-58	08/05/2021	<0.2	<200	<10	<100	<10	<50
92554137	MW-59_20210805	MW-59	08/05/2021	<0.2	<200	<10	<100	<10	<50
92553185	MW-60_20210803	MW-60	08/03/2021	<0.2	<200	<10	<100	<10	<50
92553065	MW-62_20210802	MW-62	08/02/2021	<5	<200	<10	<100	<10	<50
92554137	MW-63_20210805	MW-63	08/05/2021	<0.2	<200	<10	<100	<10	<50
92552963	MW-64_20210802	MW-64	08/02/2021	<5	<200	<10	<100	<10	<50
92552963	MW-65_20210802	MW-65	08/02/2021	<5	<200	<10	<100	<10	<50
92552929	MW-66_20210802	MW-66	08/02/2021	<5	<200	<10	<100	<10	<50
92552929	MW-67_20210802	MW-67	08/02/2021	<5	<200	<10	<100	<10	<50
92552929	DUP-1 20210802	MW-67	08/02/2021	<5	<200	<10	<100	<10	<50
92552929	MW-68_20210802	MW-68	08/02/2021	<5	<200	<10	<100	<10	<50
92553563	MW-69_20210804	MW-69	08/04/2021	<0.2	<200	<10	<100	<10	<50

Table 5B
Summary of Monitoring Well Select Oxygenate Sampling Results

Colonial Pipeline Company
2020-L1-SR2448
Huntersville, North Carolina

Lab Report Number	Sample ID	Well ID / WSW Address	Sample Date	Alcohol-Glycol (mg/L)	VOCs (µg/L)				
				n-Butanol	Ethanol	Ethyl-tert-butyl ether	tert-Amyl Alcohol	tert-Amylmethyl ether	tert-Butyl Alcohol
IMAC Standards				**0.7**	**4,000**	**47**	**NE**	**128**	**10**
NCAC 2L Standards				**NE**	**--**	**--**	**--**	**--**	**--**
92552963	MW-70_20210802	MW-70	08/02/2021	<5	<200	<10	<100	<10	<50
92554137	MW-71_20210805	MW-71	08/05/2021	<0.2	<800	<40	<400	<40	<200
92553065	MW-73_20210802	MW-73	08/02/2021	<5	<200	<10	<100	<10	<50
92552963	MW-74_20210802	MW-74	08/02/2021	<5	<200	<10	<100	<10	<50
92552963	MW-75_20210802	MW-75	08/02/2021	<5	<200	<10	<100	<10	<50
92553185	MW-76_20210803	MW-76	08/03/2021	<0.2	<200	<10	<100	<10	<50
92553185	DUP-2-20210803	MW-76	08/03/2021	<0.2	<200	<10	<100	<10	<50
92553189	MW-77_20210803	MW-77	08/03/2021	<5	<200	<10	<100	<10	<50
92553189	MW-78_20210803	MW-78	08/03/2021	<5	<200	<10	<100	<10	<50
92553189	MW-79_20210803	MW-79	08/03/2021	<5	<200	<10	<100	<10	<50
92553189	MW-80_20210803	MW-80	08/03/2021	<5	<200	<10	<100	<10	<50
92553189	MW-81_20210803	MW-81	08/03/2021	<5	<200	<10	<100	<10	<50
92553189	MW-82_20210803	MW-82	08/03/2021	<5	<200	<10	<100	<10	<50
92553519	MW-83_20210804	MW-83	08/04/2021	<0.2	<200	<10	<100	<10	<50
92553189	MW-84_20210803	MW-84	08/03/2021	<5	<200	<10	<100	<10	<50
92553065	MW-86_20210802	MW-86	08/02/2021	<5	<200	<10	<100	<10	<50
92553563	MW-87_20210804	MW-87	08/04/2021	<0.2	<200	<10	<100	<10	<50
92553563	DUP-2-20210804	MW-87	08/04/2021	<0.2	<200	<10	<100	<10	<50
92553563	MW-88_20210804	MW-88	08/04/2021	<0.2	<200	<10	<100	<10	<50
92553563	MW-89_20210804	MW-89	08/04/2021	<0.2	<200	<10	<100	<10	<50
92554137	MW-92_20210805	MW-92	08/05/2021	<0.2	<200	<10	<100	<10	<50
92554137	MW-93_20210805	MW-93	08/05/2021	<0.2	<200	<10	<100	<10	<50
Bedrock Unit Monitoring Wells									
92554137	MW-07D_20210805	MW-07D	08/05/2021	<0.2	<200	<10	<100	<10	<50
92554137	DUP-1-20210805	MW-07D	08/05/2021	<0.2	<200	<10	<100	<10	<50
92553065	MW-14D_20210802	MW-14D	08/02/2021	<5	<200	<10	<100	<10	<50
92553519	MW-16D_20210804	MW-16D	08/04/2021	<0.2	<200	<10	<100	<10	<50
92553189	MW-31D_20210803	MW-31D	08/03/2021	<5	<200	<10	<100	<10	<50
92554137	MW-57D_20210805	MW-57D	08/05/2021	<0.2	<200	<10	<100	<10	<50
92553563	MW-61D_20210804	MW-61D	08/04/2021	<0.2	<200	<10	<100	<10	<50
92553185	MW-62D_20210803	MW-62D	08/03/2021	<0.2	<200	<10	<100	<10	<50
92552963	MW-65D_20210802	MW-65D	08/02/2021	<5	<200	<10	<100	<10	<50
92553519	MW-79D_20210804	MW-79D	08/04/2021	<0.2	<200	<10	<100	<10	<50
92553189	MW-81D_20210803	MW-81D	08/03/2021	<5	<200	<10	<100	<10	<50
Water Supply Well Data									
92554512	13800_HC_RD_20210810	13800_HC_RD	08/10/2021	<0.2	<200	<10	<100	<10	<50
92554466	13835_AC_RD_20210810	13835_HC_RD	08/10/2021	<0.2	<200	<10	<100	<10	<50
92554518	13926A_HC_RD_20210810	13926A_HC_RD	08/10/2021	<0.2	<200	<10	<100	<10	<50
92554504	13926B_HC_RD_20210810	13926B_HC_RD	08/10/2021	<0.2	<200	<10	<100	<10	<50
92554456	14226_HC_RD_20210810	14226_HC_RD	08/10/2021	<0.2	<200	<10	<100	<10	<50
92554497	14401_HC_RD_20210810	14401_HC_RD	08/10/2021	<0.2	<200	<10	<100	<10	<50
92554531	DUP-1_20210810	14401_HC_RD	08/10/2021	<0.2	<200	<10	<100	<10	<50
QC Data									
92552929	TRIP BLANK	N/A	08/02/2021	NA	<200	<10	<100	<10	<50
92553065	TRIP BLANK	N/A	08/02/2021	NA	<200	<10	<100	<10	<50
92553189	TRIP BLANK	N/A	08/03/2021	NA	<200	<10	<100	<10	<50
92553185	TRIP BLANK	N/A	08/03/2021	NA	<200	<10	<100	<10	<50
92553519	TRIP BLANK	N/A	08/04/2021	NA	<200	<10	<100	<10	<50
92553563	TRIP BLANK	N/A	08/04/2021	NA	<200	<10	<100	<10	<50
92554137	Trip Blank	N/A	08/05/2021	NA	<200	<10	<100	<10	<50
92554285	TB-2	N/A	08/06/2021	NA	<200	<10	<100	<10	<50
92554285	Trip Blank	N/A	08/06/2021	NA	<200	<10	<100	<10	<50
92554531	Trip Blank	N/A	08/10/2021	NA	<200	<10	<100	<10	<50
92552929	EB-1-20210802	N/A	08/02/2021	<5	<200	<10	<100	<10	<50
92553065	EB-2-20210802	N/A	08/02/2021	<5	<200	<10	<100	<10	<50
92553065	FB-1-20210802	N/A	08/02/2021	<5	<200	<10	<100	<10	<50
92552963	FB-2-20210802	N/A	08/02/2021	<5	<200	<10	<100	<10	<50

Table 5B
Summary of Monitoring Well Select Oxygenate Sampling Results

Colonial Pipeline Company
2020-L1-SR2448
Huntersville, North Carolina

Lab Report Number	Sample ID	Well ID / WSW Address	Sample Date	Alcohol-Glycol (mg/L)	VOCs (µg/L)				
				n-Butanol	Ethanol	Ethyl-tert-butyl ether	tert-Amyl Alcohol	tert-Amylmethyl ether	tert-Butyl Alcohol
IMAC Standards				**0.7**	**4,000**	**47**	**NE**	**128**	**10**
NCAC 2L Standards				**NE**	**--**	**--**	**--**	**--**	**--**
92553189	EB-2-20210803	N/A	08/03/2021	<5	<200	<10	<100	<10	<50
92553189	FB-2-20210803	N/A	08/03/2021	<5	<200	<10	<100	<10	<50
92553185	EB-1-20210803	N/A	08/03/2021	<0.2	<200	<10	<100	<10	<50
92553185	FB-1-20210803	N/A	08/03/2021	<0.2	<200	<10	<100	<10	<50
92553563	EB-2-20210804	N/A	08/04/2021	<0.2	<200	<10	<100	<10	<50
92553563	FB-2-20210804	N/A	08/04/2021	<0.2	<200	<10	<100	<10	<50
92553519	EB-1-20210804	N/A	08/04/2021	<0.2	<200	<10	<100	<10	<50
92553519	FB-1-20210804	N/A	08/04/2021	<0.2	<200	<10	<100	<10	<50
92554137	EB-1-20210805	N/A	08/05/2021	<0.2	<200	<10	<100	<10	<50
92554137	EB-2-20210805	N/A	08/05/2021	<0.2	<200	<10	<100	<10	<50
92554137	FB-1-20210805	N/A	08/05/2021	<0.2	<200	<10	<100	<10	<50
92554137	FB-2-20210805	N/A	08/05/2021	<0.2	<200	<10	<100	<10	<50
92554285	EB-1-20210806	N/A	08/06/2021	<5	<200	<10	<100	<10	<50
92554285	FB-1-20210806	N/A	08/06/2021	<5	<200	<10	<100	<10	<50
92554531	FB-1-20210810	N/A	08/10/2021	NA	<200	<10	<100	<10	<50

Notes:
NA - Not Analyzed
NE - Not Established
N/A - Not Applicable
All units reported in micrograms per liter (µg/L) except n-Butanol reported in milligrams per liter (mg/L)
NCAC 2L Standard - North Carolina 15A NCAC 2L Groundwater Standard
IMAC - Interim Maximum Allowable Concentration
"<" - Indicates compound was not detected above laboratory reporting limit
All analytes analyzed by Method SM 6200B
J - Estimated concentration above the method detection limit and below the reporting limit
Bold values indicate compound was detected above laboratory reporting limit
Blue shading indicates an exceedance of NCAC 2L Standard or IMAC Standard
Samples beginning with "DUP" are field duplicates and co-samples of the preceeding row
ID - Identification

Table 6
Summary of Well Construction Details

Colonial Pipeline Company
2020-L1-2448
Huntersville, North Carolina

Well ID	Latitude	Longitude	Ground Surface Elevation[1]	Top Of Casing Elevation[1]	Total Boring Depth (ft)	Total Well Depth (ft BTOC)	Bottom of well Elevation	Screen Length	Bottom of Screened Interval	Top of Screened Interval	Well Diameter (Inches)	Well Construction Date
Surficial Unit Monitoring Wells												
MW-01	35.41502	-80.80714	708.99	711.86	34	36.88	674.99	15	674.99	689.99	2	08/24/2020
MW-02	35.41487	-80.80773	709.42	712.53	34	37.11	675.42	15	675.42	690.42	2	08/25/2020
MW-03	35.41530	-80.80630	700.57	703.64	27	30.07	673.57	10	673.57	683.57	2	08/25/2020
MW-04	35.41474	-80.80776	712.26	715.04	40	42.78	672.26	30	672.26	702.26	2	08/28/2020
MW-05	35.41536	-80.80717	704.28	707.30	39	42.02	665.28	30	665.28	695.28	2	08/28/2020
MW-06	35.41523	-80.80750	703.43	706.34	40	42.91	663.43	30	663.43	693.43	2	08/29/2020
MW-07R	35.41534	-80.80567	709.30	710.88	54	54.00	655.30	20	655.30	675.30	4	02/02/2022
MW-08	35.41237	-80.80574	721.82	724.93	45	48.11	676.82	30	676.82	706.82	4	08/28/2020
MW-09	35.41472	-80.80712	709.19	717.15	34	41.96	675.19	15	675.19	690.19	2	08/31/2020
MW-10	35.41403	-80.80774	719.99	722.91	25	27.92	694.99	15	694.99	709.99	2	08/31/2020
MW-11	35.41344	-80.80532	736.42	735.80	50	49.38	686.42	35	686.42	721.42	4	09/01/2020
MW-12	35.41455	-80.80797	715.33	718.27	38	40.94	677.33	20	677.33	697.33	2	09/01/2020
MW-13	35.41313	-80.80553	733.03	732.88	60	59.86	673.03	45	673.03	718.03	4	09/01/2020
MW-14	35.41260	-80.80562	721.96	725.30	41	44.34	680.96	30	680.96	710.96	4	09/02/2020
MW-15	35.41385	-80.80756	722.69	725.70	39	42.01	683.69	15	683.69	698.69	2	09/02/2020
MW-16	35.41325	-80.80753	722.32	725.49	50.13	53.30	672.19	35	672.19	707.19	4	09/02/2020
MW-17	35.41327	-80.80726	724.23	727.50	50	53.27	674.23	40	674.23	714.23	4	09/02/2020
MW-18	35.41490	-80.80518	726.72	728.17	45	46.45	681.72	15	681.72	696.72	2	09/02/2020
MW-19	35.41284	-80.80654	723.43	726.29	35	37.86	688.43	25	688.43	713.43	4	09/03/2020
MW-20	35.41511	-80.80484	727.62	729.69	48	50.07	679.62	15	679.62	694.62	2	09/03/2020
MW-21	35.41286	-80.80702	721.89	724.97	50	53.08	671.89	35	671.89	706.89	4	09/03/2020
MW-22R	35.41517	-80.80543	718.85	721.89	34	37.05	684.85	15	684.85	699.85	2	09/03/2021
MW-23	35.41285	-80.80726	721.15	723.74	45	47.59	676.15	30	676.15	706.15	2	09/03/2020
MW-24	35.41431	-80.80540	734.70	737.63	54	56.93	680.70	15	680.70	695.70	2	09/04/2020
MW-25R	35.41464	-80.80506	731.06	732.76	61	61.00	670.06	20	670.06	690.06	4	02/08/2022
MW-26R	35.41518	-80.80575	715.02	717.71	72	74.69	643.02	55	643.02	698.02	2	09/08/2021
MW-27	35.41535	-80.80553	713.30	716.19	42	44.90	671.30	15	671.30	686.30	2	09/05/2020
MW-28	35.41321	-80.80788	720.57	720.45	40	39.88	680.57	15	680.57	695.57	2	09/05/2020
MW-29	35.41462	-80.80689	715.60	718.73	50	53.13	665.60	40	665.60	705.60	4	09/06/2020
MW-30	35.41481	-80.80730	712.07	715.08	38	41.16	673.92	15	673.92	688.92	2	09/06/2020

Table 6
Summary of Well Construction Details

Colonial Pipeline Company
2020-L1-2448
Huntersville, North Carolina

Well ID	Latitude	Longitude	Ground Surface Elevation[1]	Top Of Casing Elevation[1]	Total Boring Depth (ft)	Total Well Depth (ft BTOC)	Bottom of well Elevation	Screen Length	Bottom of Screened Interval	Top of Screened Interval	Well Diameter (Inches)	Well Construction Date
MW-31	35.41245	-80.80705	718.44	721.45	44	47.01	674.44	30	674.44	704.44	4	09/07/2020
MW-32	35.41595	-80.80662	688.75	691.78	28	31.24	660.54	15	660.54	675.54	2	09/05/2020
MW-33	35.41608	-80.80628	683.70	686.70	25	28.00	658.70	15	658.70	673.70	2	09/05/2020
MW-34	35.41613	-80.80605	681.00	683.89	20	22.89	661.00	15	661.00	676.00	2	09/07/2020
MW-35	35.41540	-80.80680	704.07	707.14	37	40.08	667.07	15	667.07	682.07	2	09/07/2020
MW-36	35.41517	-80.80666	707.51	710.39	42	44.88	665.51	15	665.51	680.51	2	09/08/2020
MW-37R	35.41496	-80.80656	712.01	714.37	35	37.36	677.01	15	677.01	692.01	2	09/08/2020
MW-38	35.41496	-80.80526	723.82	726.74	50	52.91	673.82	30	673.82	703.82	4	09/08/2020
MW-39	35.41342	-80.80571	734.63	733.86	50	49.24	684.63	35	684.63	719.63	4	09/08/2020
MW-40	35.41329	-80.80687	725.82	728.92	37	40.10	688.82	10	688.82	698.82	2	09/09/2020
MW-41R	35.41400	-80.80516	742.71	744.15	74	70.89	668.71	30	668.71	698.71	4	02/11/2022
MW-42	35.41314	-80.80536	732.58	732.48	51	50.90	681.58	40	681.58	721.58	4	09/11/2020
MW-43	35.41369	-80.80706	726.58	729.80	47	50.22	679.58	35	679.58	714.58	4	08/30/2020
MW-44	35.41234	-80.80630	724.13	726.48	32.5	34.85	691.63	20	691.63	711.63	4	09/11/2020
MW-45	35.41285	-80.80550	726.57	729.41	50	52.84	676.57	40	676.57	716.57	4	09/11/2020
MW-46	35.41271	-80.80594	723.53	726.73	40	43.20	683.53	10	683.53	693.53	4	09/12/2020
MW-47	35.41270	-80.80614	723.61	723.18	27	26.57	696.61	20	696.61	716.61	4	09/12/2020
MW-48	35.41429	-80.80701	720.55	723.57	46	49.02	674.55	35	674.55	709.55	4	09/15/2020
MW-49	35.41276	-80.80551	724.00	727.58	51	54.58	673.00	40	673.00	713.00	4	09/16/2020
MW-50	35.41294	-80.80575	727.39	731.14	53	56.75	674.39	40	674.39	714.39	4	09/16/2020
MW-51	35.41291	-80.80550	728.15	734.12	45	50.97	683.15	30	683.15	713.15	4	09/18/2020
MW-52	35.41434	-80.80691	719.97	722.94	54	56.98	665.97	30	665.97	695.97	4	09/23/2020
MW-53	35.41546	-80.80583	704.50	707.49	60	62.99	644.50	20	644.50	664.50	4	09/28/2020
MW-54	35.41529	-80.80611	704.72	707.97	60	63.25	644.72	45	644.72	689.72	4	09/28/2020
MW-55	35.41387	-80.80507	742.89	743.95	67	68.07	675.89	25	675.89	700.89	4	09/29/2020
MW-56	35.41652	-80.80608	678.27	681.53	40	43.26	638.27	30	638.27	668.27	4	09/30/2020
MW-57	35.41608	-80.80578	683.94	687.18	45	48.24	638.94	35	638.94	673.94	4	10/01/2020
MW-58	35.41460	-80.80752	714.25	717.30	50	53.05	664.25	30	664.25	694.25	4	10/02/2020
MW-59	35.41455	-80.80725	716.45	719.38	50	52.93	666.45	30	666.45	696.45	4	10/03/2020
MW-60	35.41236	-80.80591	723.81	726.76	44	46.95	679.81	20	679.81	699.81	4	10/04/2020
MW-61	35.41390	-80.80474	743.42	746.57	67	70.14	676.42	30	676.42	706.42	4	11/05/2020
MW-62	35.41193	-80.80621	726.51	729.79	36	38.77	691.01	10	691.01	701.01	4	11/15/2020

Table 6
Summary of Well Construction Details

Colonial Pipeline Company
2020-L1-2448
Huntersville, North Carolina

Well ID	Latitude	Longitude	Ground Surface Elevation[1]	Top Of Casing Elevation[1]	Total Boring Depth (ft)	Total Well Depth (ft BTOC)	Bottom of well Elevation	Screen Length	Bottom of Screened Interval	Top of Screened Interval	Well Diameter (Inches)	Well Construction Date
MW-63	35.41519	-80.80517	722.68	725.76	59	61.58	664.18	35	664.18	699.18	4	11/18/2020
MW-64	35.41339	-80.80418	730.83	730.39	70	69.57	660.83	35	660.83	695.83	2	12/19/2020
MW-65	35.41276	-80.80401	714.46	714.71	40	40.25	674.46	15	674.46	689.46	2	12/22/2020
MW-66	35.41350	-80.80482	731.48	731.43	54	53.95	677.48	19	677.48	696.48	2	12/22/2020
MW-67	35.41319	-80.80474	724.23	724.32	45	45.10	679.23	15	679.23	694.23	2	12/21/2020
MW-68	35.41312	-80.80526	731.94	731.84	50	49.90	681.94	15	681.94	696.94	2	12/23/2020
MW-69	35.41395	-80.80445	741.42	741.74	59	59.22	682.52	30	682.52	712.52	4	12/15/2020
MW-70	35.41331	-80.80431	728.26	728.08	48	47.82	680.26	15	680.26	695.26	2	12/20/2020
MW-71	35.41417	-80.80466	743.39	746.97	65	68.58	678.39	15	678.39	693.39	2	01/06/2021
MW-72	35.41481	-80.80493	731.04	734.81	54	57.77	677.04	15	677.04	692.04	2	01/09/2021
MW-73	35.41217	-80.80586	723.40	726.44	45	48.09	678.34	15	678.34	693.34	2	01/11/2021
MW-74	35.41266	-80.80450	730.28	730.05	33	32.77	697.28	15	697.28	712.28	2	07/29/2021
MW-75	35.41345	-80.80442	713.52	713.48	46	45.95	667.52	15	667.52	682.52	2	08/03/2021
MW-76	35.41228	-80.80562	720.14	723.94	45	48.80	675.14	20	675.14	695.14	2	08/05/2021
MW-77	35.41275	-80.80735	719.05	722.70	48	51.56	671.14	30	671.14	701.14	2	02/24/2021
MW-78	35.41299	-80.80744	721.57	725.08	54	57.15	667.93	25	667.93	692.93	2	02/24/2021
MW-79	35.41257	-80.80724	718.70	721.67	40	43.34	678.33	20	678.33	698.33	2	02/25/2021
MW-80	35.41222	-80.80679	719.25	722.65	40	43.52	679.13	20	679.13	699.13	2	08/25/2021
MW-81	35.41179	-80.80660	722.99	722.83	37	36.84	685.99	20	685.99	705.99	2	08/26/2021
MW-82	35.41154	-80.80642	724.46	724.27	39	38.81	685.46	25	685.46	710.46	2	08/30/2021
MW-83	35.41329	-80.80703	725.21	724.91	44.5	44.20	680.71	20	680.71	700.71	4	03/05/2021
MW-84	35.41315	-80.80692	724.43	723.99	36.8	36.37	687.63	20	687.63	707.63	4	03/06/2021
MW-85	35.41330	-80.80688	725.83	727.67	37	38.84	688.83	20	688.83	708.83	4	03/08/2021
MW-86	35.41208	-80.80582	724.51	724.28	46	45.77	678.51	30	678.51	708.51	4	03/17/2021
MW-87	35.41497	-80.80468	731.36	734.39	55	58.04	676.36	20	676.36	696.36	4	04/22/2021
MW-88	35.41511	-80.80446	728.80	731.93	63.5	66.62	665.30	20	665.30	685.30	2	04/28/2021
MW-89	35.41490	-80.80445	731.60	734.67	53.8	56.87	677.80	20	677.80	697.80	2	04/29/2021
MW-92	35.41426	-80.80446	742.74	745.56	72.3	75.13	670.44	25	670.44	695.44	4	06/02/2021
MW-93	35.41409	-80.80428	741.19	744.05	63.5	66.36	677.69	20	677.69	697.69	2	06/02/2021
MW-94	35.41551	-80.80500	716.41	719.52	52	55.11	664.41	15	664.41	679.41	4	09/16/2021

Table 6
Summary of Well Construction Details

Colonial Pipeline Company
2020-L1-2448
Huntersville, North Carolina

Well ID	Latitude	Longitude	Ground Surface Elevation[1]	Top Of Casing Elevation[1]	Total Boring Depth (ft)	Total Well Depth (ft BTOC)	Bottom of well Elevation	Screen Length	Bottom of Screened Interval	Top of Screened Interval	Well Diameter (Inches)	Well Construction Date
MW-95	35.41537	-80.80649	700.95	701.33	60	60.38	640.95	45	640.95	685.95	4	09/23/2021
MW-96	35.41542	-80.80630	697.94	699.35	60	61.41	637.94	45	637.94	682.94	4	09/29/2021
Bed Rock Unit Monitoring Wells												
MW-04D	35.41473	-80.80779	712.28	715.36	129	132.08	583.28	10	583.28	593.28	2	09/27/2021
MW-07D	35.41540	-80.80564	708.43	711.73	173	176.30	535.43	10	535.43	545.43	2	11/15/2020
MW-14D	35.41263	-80.80557	721.87	724.94	72.04	75.11	649.83	10	649.83	659.83	2	02/27/2021
MW-16D	35.41325	-80.80751	722.48	725.05	130	132.57	592.48	20	592.48	612.48	4	06/11/2021
MW-25D	35.41467	-80.80514	730.34	733.32	139	141.98	588.36	10	588.36	598.36	2	12/03/2020
MW-31D	35.41200	-80.80739	714.03	714.09	73	73.06	640.97	15	640.97	655.97	4	05/12/2021
MW-36DR	35.41512	-80.80666	707.87	710.78	140	142.91	564.95	20	564.95	584.95	2	07/30/2021
MW-57D	35.41607	-80.80585	683.26	686.72	108	111.46	571.80	10	571.80	581.80	2	11/20/2020
MW-59D	35.41447	-80.80715	718.17	720.98	160	162.82	558.17	10	558.17	568.17	2	11/18/2020
MW-61D	35.41387	-80.80473	742.39	745.40	123	126.01	619.39	10	619.39	629.39	2	11/14/2020
MW-62D	35.41193	-80.80624	726.74	729.92	138	141.18	588.74	10	588.74	598.74	2	11/15/2020
MW-65D	35.41274	-80.80399	714.18	714.42	122	122.24	592.18	5	592.18	597.18	2	12/23/2020
MW-79D	35.41253	-80.80737	717.50	717.51	156.6	156.61	560.90	10	560.90	570.90	2	03/08/2021
MW-81D	35.41183	-80.80686	720.71	720.45	113	113.26	607.19	15	607.19	622.19	4	07/28/2021
MW-89D	35.41489	-80.80432	731.48	731.52	110	110.04	621.48	20	621.48	641.48	2	08/25/2021
MW-90D	35.41428	-80.80611	729.23	730.09	83	83.86	646.23	NA	646.23	NA	4	05/21/2021
MW-91D	35.41418	-80.80595	734.90	735.84	91	91.94	643.90	NA	643.90	NA	4	05/20/2021
MW-90DD	35.41440	-80.80606	727.94	731.13	191	194.19	536.94	10	536.94	546.94	2	07/20/2021
MW-91DD	35.41392	-80.80615	732.55	735.19	200	202.64	532.55	15	532.55	547.55	2	07/20/2021
MW-97D	35.41572	-80.80573	698.06	699.32	126	127.25	572.06	10	572.06	582.06	2	07/21/2021
Recovery Wells												
RW-01	35.41362	-80.80610	731.44	732.08	35	35.64	696.44	25	696.44	721.44	4	08/26/2020
RW-02	35.41355	-80.80616	730.41	732.05	40	41.63	690.41	30	690.41	720.41	4	08/26/2020
RW-03	35.41357	-80.80675	728.40	729.32	35	35.92	693.40	25	693.40	718.40	4	08/27/2020
RW-04	35.41334	-80.80606	730.15	729.41	38	37.26	692.15	15	692.15	707.15	4	08/27/2020
RW-05	35.41328	-80.80643	726.93	726.29	40	39.37	686.93	30	686.93	716.93	4	08/28/2020
RW-06	35.41343	-80.80559	735.55	734.78	60	59.23	675.55	45	675.55	720.55	4	08/29/2020

Table 6
Summary of Well Construction Details

Colonial Pipeline Company
2020-L1-2448
Huntersville, North Carolina

Well ID	Latitude	Longitude	Ground Surface Elevation[1]	Top Of Casing Elevation[1]	Total Boring Depth (ft)	Total Well Depth (ft BTOC)	Bottom of well Elevation	Screen Length	Bottom of Screened Interval	Top of Screened Interval	Well Diameter (Inches)	Well Construction Date
RW-07	35.41474	-80.80540	724.33	726.92	45	47.58	679.33	30	679.33	709.33	4	09/02/2020
RW-08	35.41445	-80.80587	727.35	730.40	47	50.06	680.35	15	680.35	695.35	4	09/12/2020
RW-09	35.41361	-80.80646	729.18	730.09	40	40.92	689.18	30	689.18	719.18	4	08/30/2020
RW-10	35.41379	-80.80631	731.32	731.87	30	30.55	701.32	20	701.32	721.32	4	08/31/2020
RW-11	35.41319	-80.80654	726.82	725.94	39	38.12	687.82	30	687.82	717.82	4	09/05/2020
RW-12	35.41461	-80.80560	724.41	726.61	35	37.20	689.41	25	689.41	714.41	4	09/03/2020
RW-13	35.41430	-80.80613	729.24	732.30	35	38.05	694.24	25	694.24	719.24	4	09/04/2020
RW-14	35.41415	-80.80637	728.18	728.84	36	36.66	692.18	25	692.18	717.18	4	09/04/2020
RW-15	35.41449	-80.80658	721.01	723.99	44	46.98	677.01	30	677.01	707.01	4	09/04/2020
RW-16	35.41395	-80.80659	729.50	732.10	43	45.60	686.50	30	686.50	716.50	4	09/04/2020
RW-17	35.41441	-80.80605	726.46	729.57	17	18.94	709.46	10	709.46	719.46	4	09/05/2020
RW-18	35.41418	-80.80566	735.55	737.96	48	50.41	687.55	35	687.55	722.55	4	09/05/2020
RW-19	35.41455	-80.80673	718.03	722.02	50	53.99	668.03	40	668.03	708.03	4	09/06/2020
RW-20	35.41423	-80.80623	728.63	730.07	35	36.44	693.63	25	693.63	718.63	4	09/06/2020
RW-21	35.41403	-80.80647	729.02	729.78	47	47.76	682.02	35	682.02	717.02	4	09/08/2020
RW-22	35.41330	-80.80627	727.48	727.54	40	40.07	687.48	30	687.48	717.48	4	09/08/2020
RW-23	35.41418	-80.80688	722.31	724.85	44	46.53	678.31	30	678.31	708.31	4	09/09/2020
RW-24	35.41335	-80.80593	731.82	731.18	43	42.36	688.82	30	688.82	718.82	4	09/09/2020
RW-25	35.41437	-80.80665	721.18	724.92	52	55.74	669.18	40	669.18	709.18	4	09/10/2020
RW-26	35.41301	-80.80608	726.37	725.72	36	35.35	690.37	25	690.37	715.37	4	09/09/2020
RW-27	35.41500	-80.80560	719.15	722.46	40	43.31	679.15	30	679.15	709.15	4	09/11/2020
RW-28	35.41306	-80.80572	730.16	729.51	50	49.35	680.16	40	680.16	720.16	4	09/10/2020
RW-29	35.41487	-80.80574	719.41	719.80	48	48.39	671.41	35	671.41	706.41	4	09/10/2020
RW-30	35.41477	-80.80632	716.67	717.30	39	39.63	677.67	30	677.67	707.67	4	09/13/2020
RW-31	35.41500	-80.80605	713.59	717.24	47	50.65	666.59	35	666.59	701.59	4	09/13/2020
RW-32	35.41507	-80.80590	713.79	716.45	51	53.66	662.79	NA	662.79	NA	4	09/22/2020
RW-33	35.41517	-80.80577	713.56	716.59	60	63.03	653.56	40	653.56	693.56	4	09/23/2020
RW-34	35.41431	-80.80542	734.44	735.92	51	52.48	683.44	30	683.44	713.44	4	09/24/2020
RW-35	35.41367	-80.80563	739.41	740.16	57	57.76	682.41	45	682.41	727.41	4	09/24/2020
RW-36	35.41376	-80.80547	740.81	741.45	64	64.64	676.81	20	676.81	696.81	4	09/27/2020

Table 6
Summary of Well Construction Details

Colonial Pipeline Company
2020-L1-2448
Huntersville, North Carolina

Well ID	Latitude	Longitude	Ground Surface Elevation[1]	Top Of Casing Elevation[1]	Total Boring Depth (ft)	Total Well Depth (ft BTOC)	Bottom of well Elevation	Screen Length	Bottom of Screened Interval	Top of Screened Interval	Well Diameter (Inches)	Well Construction Date
RW-37	35.41381	-80.80525	741.92	742.78	70	70.86	671.92	30	671.92	701.92	4	09/27/2020
RW-38	35.41366	-80.80589	736.45	737.33	47	47.87	689.45	30	689.45	719.45	4	09/30/2020
RW-39	35.41440	-80.80710	718.72	721.77	48	51.05	670.72	35	670.72	705.72	2	10/01/2020
RW-40	35.41423	-80.80726	719.98	722.94	41	43.96	678.98	20	678.98	698.98	4	10/03/2020
RW-41	35.41377	-80.80600	734.20	735.48	34	35.28	700.20	20	700.20	720.20	4	11/13/2020
RW-42	35.41372	-80.80614	732.05	733.80	31	32.75	701.05	15	701.05	716.05	4	11/14/2020
RW-43	35.41402	-80.80590	737.09	737.70	43	43.61	694.09	20	694.09	714.09	4	11/14/2020
RW-44	35.41388	-80.80580	736.83	738.21	34	35.38	702.83	15	702.83	717.83	4	11/14/2020
RW-45	35.41475	-80.80577	720.81	722.04	41	42.23	679.81	25	679.81	704.81	4	11/17/2020
RW-46	35.41492	-80.80596	716.03	716.66	44	44.63	672.03	30	672.03	702.03	4	11/19/2020
RW-47	35.41420	-80.80656	724.60	725.40	41	41.80	683.60	30	683.60	713.60	4	11/20/2020
RW-48	35.41375	-80.80497	740.34	741.03	65	65.69	675.34	40	675.34	715.34	4	11/21/2020
RW-49	35.41313	-80.80570	731.51	730.47	50	48.96	681.51	20	681.51	701.51	4	01/13/2021
RW-50	35.41323	-80.80549	734.71	733.87	65	64.16	669.71	30	669.71	699.71	4	01/13/2021
RW-51	35.41328	-80.80554	734.97	734.12	65	64.15	669.97	30	669.97	699.97	4	01/19/2021
RW-52	35.41319	-80.80603	727.93	726.96	38	37.03	689.93	15	689.93	704.93	4	01/19/2021
RW-53	35.41318	-80.80625	726.49	725.48	33	31.99	693.49	20	693.49	713.49	4	01/19/2021
RW-54	35.41301	-80.80582	728.36	727.86	47	46.50	681.36	30	681.36	711.36	4	01/20/2021
RW-55	35.41274	-80.80603	723.90	723.05	36	35.15	687.90	15	687.90	702.90	4	01/21/2021
RW-56	35.41283	-80.80588	724.89	723.99	46	45.10	678.89	25	678.89	703.89	4	01/22/2021
RW-57	35.41505	-80.80607	712.74	713.57	48	48.83	664.74	35	664.74	699.74	4	03/09/2021
RW-58	35.41502	-80.80600	713.76	714.85	50.5	51.59	663.26	40	663.26	703.26	4	03/10/2021
RW-59	35.41504	-80.80595	713.79	714.75	55.5	56.46	658.29	40	658.29	698.29	4	03/10/2021
RW-60	35.41508	-80.80597	713.27	714.09	57	57.82	656.27	45	656.27	701.27	4	03/11/2021
RW-61	35.41514	-80.80592	713.01	713.59	61	61.58	652.01	50	652.01	702.01	4	03/15/2021
RW-62	35.41509	-80.80582	715.05	716.21	55	56.16	660.05	45	660.05	705.05	4	03/16/2021
RW-63	35.41494	-80.80600	715.51	716.42	42.3	43.21	673.21	30	673.21	703.21	4	05/05/2021
RW-64	35.41490	-80.80602	715.96	716.89	32	32.93	683.96	20	683.96	703.96	4	05/06/2021
RW-65	35.41491	-80.80588	717.31	718.07	40	40.76	677.31	25	677.31	702.31	4	05/06/2021
RW-66	35.41496	-80.80575	717.13	718.01	45	45.88	672.13	30	672.13	702.13	4	05/07/2021

Table 6
Summary of Well Construction Details

Colonial Pipeline Company
2020-L1-2448
Huntersville, North Carolina

Well ID	Latitude	Longitude	Ground Surface Elevation[1]	Top Of Casing Elevation[1]	Total Boring Depth (ft)	Total Well Depth (ft BTOC)	Bottom of well Elevation	Screen Length	Bottom of Screened Interval	Top of Screened Interval	Well Diameter (Inches)	Well Construction Date
RW-67	35.41498	-80.80585	714.32	716.58	50.3	52.55	664.02	35	664.02	699.02	4	05/26/2021
RW-68	35.41495	-80.80602	715.14	716.02	44.5	45.38	670.64	30	670.64	700.64	4	05/27/2021
RW-69	35.41488	-80.80595	716.90	717.51	35	35.61	681.90	20	681.90	701.90	4	05/28/2021
RW-70	35.41425	-80.80547	734.89	735.43	48	48.54	686.89	15	686.89	701.89	4	08/06/2021
RW-71	35.41526	-80.80568	713.96	714.52	60.5	61.06	653.46	45	653.46	698.46	4	07/22/2021
RW-72	35.41531	-80.80582	711.08	711.57	56	56.49	655.08	40	655.08	695.08	4	07/23/2021
RW-73	35.41523	-80.80599	709.55	709.82	56	56.27	653.55	45	653.55	698.55	4	07/26/2021
RW-74	35.41515	-80.80621	707.38	707.44	71.5	71.56	635.88	55	635.88	690.88	4	07/29/2021
RW-75	35.41509	-80.80633	708.19	708.82	52	52.62	656.19	40	656.19	696.19	4	08/03/2021
RW-76	35.41503	-80.80642	710.27	710.89	50	50.62	660.27	35	660.27	695.27	4	08/05/2021
RW-77	35.41409	-80.80543	739.10	739.77	56	56.67	683.10	40	683.10	723.10	4	08/12/2021
RW-78	35.41425	-80.80528	738.81	739.00	64	64.19	674.81	55	674.81	729.81	4	08/13/2021
RW-79	35.41408	-80.80655	727.18	727.67	46.7	47.19	680.48	35	680.48	715.48	4	08/17/2021
RW-80	35.41374	-80.80674	729.38	730.09	39	39.71	690.38	20	690.38	710.38	4	08/26/2021
RW-81	35.41356	-80.80686	728.06	728.83	44	44.77	684.06	15	684.06	699.06	4	08/27/2021
RW-82	35.41405	-80.80684	725.68	726.16	56	56.48	669.68	40	669.68	709.68	4	08/31/2021
RW-83	35.41528	-80.80574	712.63	713.05	72.1	72.52	640.53	55	640.53	695.53	4	09/15/2021
RW-84	35.41508	-80.80614	710.39	711.47	50	51.09	660.39	40	660.39	700.39	4	10/11/2021
RW-85	35.41500	-80.80632	711.22	713.08	58	59.85	653.22	50	653.22	703.22	4	10/12/2021
RW-86	35.41516	-80.80631	705.34	705.46	61	61.13	644.34	50	644.34	694.34	4	10/14/2021
RW-87	35.41505	-80.80620	710.51	710.28	46.5	46.27	664.01	35	664.01	699.01	4	10/15/2021
RW-88	35.41497	-80.80618	713.09	713.53	38	38.44	675.09	25	675.09	700.09	4	10/18/2021
RW-89	35.41487	-80.80629	715.36	716.12	41.5	42.25	673.86	30	673.86	703.86	4	10/19/2021
RW-90	35.41494	-80.80637	713.49	713.70	53.5	53.71	659.99	40	659.99	699.99	4	10/19/2021
RW-91	35.41487	-80.80649	714.72	715.54	47	47.83	667.72	30	667.72	697.72	4	10/22/2021
RW-92	35.41521	-80.80613	708.24	708.81	66	66.57	642.24	55	642.24	697.24	4	10/27/2021
RW-93	35.41527	-80.80593	710.23	711.48	60	61.25	650.23	40	650.23	690.23	4	11/17/2021
RW-94	35.41515	-80.80561	716.87	717.38	70.5	71.01	646.37	50	646.37	696.37	4	11/23/2021
RW-95	35.41488	-80.80544	723.14	723.83	55	55.69	668.14	35	668.14	703.14	4	11/24/2021
RW-96	35.41500	-80.80541	721.46	722.24	59	59.78	662.46	40	662.46	702.46	4	11/30/2021

Table 6
Summary of Well Construction Details

Colonial Pipeline Company
2020-L1-2448
Huntersville, North Carolina

Well ID	Latitude	Longitude	Ground Surface Elevation[1]	Top Of Casing Elevation[1]	Total Boring Depth (ft)	Total Well Depth (ft BTOC)	Bottom of well Elevation	Screen Length	Bottom of Screened Interval	Top of Screened Interval	Well Diameter (Inches)	Well Construction Date
RW-97	35.41497	-80.80507	727.84	729.73	53	54.89	674.84	25	674.84	699.84	4	12/02/2021
RW-98	35.41509	-80.80513	724.49	725.25	50.5	50.50	673.99	25	673.99	698.99	4	12/07/2021
RW-99	35.41440	-80.80550	731.29	731.55	46	46	685.29	25	685.29	710.29	4	12/08/2021
RW-100	35.41467	-80.80639	718.56	719.14	46	46	672.56	35	672.56	707.56	4	12/10/2021
RW-101	35.41474	-80.80660	716.61	717.39	52	52	664.61	40	664.61	704.61	4	12/13/2021
RW-102	35.41473	-80.80645	717.00	717.77	45	45	672.00	35	672.00	707.00	4	12/14/2021
RW-103	35.41442	-80.80541	731.87	732.35	59	59	672.87	45	672.87	717.87	4	12/16/2021
RW-104	35.41485	-80.80663	713.61	714.44	44	44	669.61	30	669.61	699.61	4	12/20/2021
RW-105	35.41463	-80.80678	717.97	717.07	50	50	667.97	35	667.97	702.97	4	12/21/2021
RW-106	35.41460	-80.80628	720.74	720.21	32	32	688.74	25	688.74	713.74	4	1/11/2022
RW-107	35.41452	-80.80630	722.18	721.89	27	27	695.18	20	695.18	715.18	4	1/19/2022
RW-108	35.41455	-80.80651	722.19	720.80	51	51	671.19	40	671.19	711.19	4	1/20/2022
RW-109	35.41471	-80.80674	715.96	716.09	53	53	662.96	40	662.96	702.96	4	1/25/2022
RW-110	35.41502	-80.80654	709.91	709.73	55	55	654.91	40	654.91	694.91	4	1/26/2022
RW-111	35.41385	-80.80679	729.59	729.31	47	47	682.59	25	682.59	707.59	4	1/28/2022
RW-112	35.41364	-80.80540	739.90	740.74	71	71	668.90	45	668.90	713.90	4	2/1/2022
RW-113	35.41317	-80.80583	731.21	732.87	40	39	691.21	20	691.21	711.21	4	2/22/2022
RW-114	35.41334	-80.80580	733.58	737.93	46.5	46.5	687.08	25	687.08	712.08	4	2/24/2022
RW-115	35.41321	-80.80687	725.59	727.62	39	39	687.09	20	687.09	707.09	4	2/24/2022
RW-116	--	--	--	--	66	65.5	--	30	--	--	4	3/4/2022
Hydraulic Control Wells												
HCW-01	35.41398	-80.80448	741.90	742.48	65	65.58	676.90	30	676.90	706.90	4	01/10/2021
HCW-02	35.41396	-80.80459	742.69	744.96	63	65.27	679.69	25	679.69	704.69	4	01/12/2021
HCW-03	35.41394	-80.80470	743.38	745.48	70	72.10	673.38	30	673.38	703.38	4	01/12/2021
HCW-04	35.41392	-80.80482	744.08	746.00	70	71.92	674.08	30	674.08	704.08	4	01/13/2021
HCW-05	35.41390	-80.80492	743.81	743.82	70.5	70.51	673.31	30.5	673.31	703.81	4	01/14/2021
HCW-06	35.41389	-80.80503	743.77	743.70	70.5	70.43	673.27	30.5	673.27	703.77	4	01/14/2021
HCW-07	35.41388	-80.80513	743.00	742.86	70.5	70.36	672.50	30.5	672.50	703.00	4	01/15/2021
HCW-08	35.41384	-80.80523	742.82	742.96	70.6	70.74	672.22	30.6	672.22	702.82	4	01/15/2021
HCW-09	35.41382	-80.80532	742.46	744.49	70.5	72.53	671.96	32.5	671.96	704.46	4	01/16/2021
HCW-10	35.41379	-80.80542	741.66	743.90	68	70.24	673.66	36	673.66	709.66	4	01/17/2021

Table 6
Summary of Well Construction Details

Colonial Pipeline Company
2020-L1-2448
Huntersville, North Carolina

Well ID	Latitude	Longitude	Ground Surface Elevation[1]	Top Of Casing Elevation[1]	Total Boring Depth (ft)	Total Well Depth (ft BTOC)	Bottom of well Elevation	Screen Length	Bottom of Screened Interval	Top of Screened Interval	Well Diameter (Inches)	Well Construction Date
HCW-11	35.41377	-80.80551	741.15	741.26	66.5	66.60	674.65	36.5	674.65	711.15	4	01/18/2021
HCW-12	35.41375	-80.80561	740.56	740.75	53	53.20	687.56	21	687.56	708.56	4	01/19/2021
HCW-13	35.41373	-80.80569	739.69	740.79	50	51.10	689.69	20	689.69	709.69	4	01/18/2021
HCW-14	35.41371	-80.80579	738.48	739.18	48	48.70	690.48	20	690.48	710.48	4	01/20/2021
HCW-15	35.41369	-80.80588	736.64	737.19	47	47.55	689.64	21	689.64	710.64	4	01/20/2021
HCW-16	35.41368	-80.80598	734.73	736.35	41	42.62	693.73	14	693.73	707.73	4	01/21/2021
HCW-17	35.41366	-80.80607	732.96	733.19	37	37.24	695.96	13	695.96	708.96	4	01/21/2021
HCW-18	35.41361	-80.80619	731.02	731.12	33	33.10	698.02	15	698.02	713.02	4	01/22/2021
HCW-19	35.41359	-80.80629	730.98	732.00	41	42.02	689.98	20	689.98	709.98	4	01/22/2021
HCW-20	35.41358	-80.80639	729.61	731.69	48	50.08	681.61	25	681.61	706.61	4	01/23/2021
HCW-21	35.41363	-80.80684	729.46	730.02	46	46.56	683.46	20	683.46	703.46	4	01/09/2021
HCW-22	35.41366	-80.80693	728.17	731.67	53	56.50	678.67	25	678.67	703.67	4	01/06/2021
HCW-23	35.41399	-80.80429	740.19	740.60	70	70.41	670.60	30	670.60	700.60	4	02/05/2021
HCW-24	35.41395	-80.80445	741.42	741.73	70	70.31	671.73	30	671.73	701.73	4	02/06/2021
HCW-25	35.41358	-80.80648	729.76	730.41	43	43.65	687.41	25	687.41	712.41	4	02/11/2021
HCW-26	35.41357	-80.80659	730.39	730.52	45	45.13	685.52	25	685.52	710.52	4	02/10/2021
HCW-27	35.41358	-80.80670	729.70	729.91	40	40.20	689.91	25	689.91	714.91	4	02/12/2021
NHCW-01	35.41442	-80.80714	718.95	718.93	48	47.98	670.93	25	670.93	695.93	4	02/02/2021
NHCW-02	35.41449	-80.80708	718.60	719.11	50	50.51	669.11	30	669.11	699.11	4	02/03/2021
NHCW-03	35.41456	-80.80703	717.46	717.56	45	45.10	672.56	25	672.56	697.56	4	02/03/2021
NHCW-04	35.41462	-80.80698	715.89	716.18	50	50.29	666.18	30	666.18	696.18	4	02/04/2021
NHCW-05	35.41469	-80.80693	715.14	715.91	50	50.78	665.91	30	665.91	695.91	4	02/04/2021
NHCW-06	35.41476	-80.80687	714.74	714.96	50	50.22	664.96	30	664.96	694.96	4	02/04/2021
NHCW-07	35.41482	-80.80682	713.69	714.08	47	47.39	667.08	30	667.08	697.08	4	02/05/2021
NHCW-08	35.41489	-80.80676	712.87	712.84	45	44.97	667.84	30	667.84	697.84	4	02/05/2021
NHCW-09	35.41496	-80.80669	711.27	711.21	43	42.94	668.21	30	668.21	698.21	4	02/06/2021
NHCW-10	35.41505	-80.80663	709.29	713.05	41	44.76	672.05	25	672.05	697.05	4	02/07/2021
NHCW-11	35.41509	-80.80653	710.11	710.66	41	41.55	669.66	25	669.66	694.66	4	02/06/2021
NHCW-12	35.41515	-80.80646	707.14	707.09	40	39.95	667.09	25	667.09	692.09	4	02/21/2021
NHCW-13	35.41521	-80.80640	703.76	704.81	40	41.05	664.81	25	664.81	689.81	4	02/20/2021
NHCW-14	35.41526	-80.80633	702.09	703.34	35	36.25	668.34	20	668.34	688.34	4	02/20/2021
NHCW-15	35.41529	-80.80623	701.28	702.64	35	36.35	667.64	20	667.64	687.64	4	02/20/2021

Table 6
Summary of Well Construction Details

Colonial Pipeline Company
2020-L1-2448
Huntersville, North Carolina

Well ID	Latitude	Longitude	Ground Surface Elevation[1]	Top Of Casing Elevation[1]	Total Boring Depth (ft)	Total Well Depth (ft BTOC)	Bottom of well Elevation	Screen Length	Bottom of Screened Interval	Top of Screened Interval	Well Diameter (Inches)	Well Construction Date
NHCW-16	35.41531	-80.80613	704.79	704.99	40	40.20	664.99	25	664.99	689.99	4	02/19/2021
NHCW-17	35.41536	-80.80606	705.21	705.83	40	40.62	665.83	25	665.83	690.83	4	02/19/2021
NHCW-18	35.41536	-80.80595	707.76	709.11	39	40.35	670.11	25	670.11	695.11	4	02/17/2021
NHCW-19	35.41541	-80.80585	705.81	706.80	39	39.99	667.80	25	667.80	692.80	4	02/09/2021
NHCW-20	35.41541	-80.80576	707.11	709.03	39	40.92	670.03	25	670.03	695.03	4	02/08/2021
NHCW-21	35.41537	-80.80566	708.80	709.90	45	46.11	664.90	25	664.90	689.90	4	02/09/2021
NHCW-22	35.41534	-80.80558	711.48	712.70	50	51.23	662.70	30	662.70	692.70	4	02/10/2021
NHCW-23	35.41531	-80.80548	713.86	715.10	50	51.24	665.10	30	665.10	695.10	4	02/11/2021
NHCW-24	35.41529	-80.80538	716.32	717.38	50	51.06	667.38	30	667.38	697.38	4	02/12/2021
NHCW-25	35.41528	-80.80528	718.51	720.40	55	56.89	665.40	25	665.40	690.40	4	02/12/2021
NHCW-26	35.41524	-80.80520	721.67	723.09	55	56.42	668.09	25	668.09	693.09	4	02/14/2021
NHCW-27	35.41521	-80.80510	723.13	724.18	55	56.05	669.18	25	669.18	694.18	4	02/15/2021
NHCW-28	35.41517	-80.80502	724.30	725.46	55	56.16	670.46	25	670.46	695.46	4	02/15/2021
NHCW-29	35.41512	-80.80493	727.19	728.13	55	55.95	673.13	25	673.13	698.13	4	02/16/2021

Notes:
ft btoc = Feet Below Top Of Casing
NA = Data not currently available
RW = Recovery Well
MW = Monitoring Well
HCW = Hydraulic Control Well
NHCW = North Hydraulic Control Well
-- = Well not surveyed
[1] = Elevations surveyed in feet using the NAVD88 vertical datum
[2] = Telescoping well, currently open borehole

Table 7
Summary of Water Supply Well Sampling Results

Colonial Pipeline Company
2020-L1-SR2448
Huntersville, North Carolina

			Metals (µg/L)	VOCs (µg/L)		
Lab Report Number	**Sample ID**	**Sample Date**	**Lead**	**Bromodichloromethane**	**Chloroform**	**Methylene Chloride**
		NCAC 2L	**15**	**0.6**	**70**	**5**
		IMAC Standards	**--**	**--**	**--**	**--**
92525139	13712_HC_RD_20210302	03/02/2021	**38.2**	<0.50	<0.50	<2.0
92492043	13736_PE_ Dr	08/22/2020	NA	NA	NA	NA
92492904	13800_H/C_Rd	08/27/2020	**109**	<0.50	<0.50	<2.0
92493896	13800_HC_RD	09/02/2020	**169**	<0.50	<0.50	<2.0
92495067	13800_HC_RD	09/10/2020	**55.2**	<0.50	<0.50	<2.0
92495939	13800_HC_RD_20200916	09/16/2020	**67**	<0.50	<0.50	<2.0
92497411	13800_HC_RD 20200924	09/24/2020	**23**	<0.50	<0.50	<2.0
92498538	13800_HC_RD	10/01/2020	**6.5**	<0.50	<0.50	<2.0
92499668	13800_HC_RD_20201008	10/08/2020	<5.0	<0.50	<0.50	<2.0
92500721	13800_HC_RD_20201015	10/15/2020	<5.0	<0.50	<0.50	<2.0
92501794	13800_HC_.RD_20201022	10/22/2020	<5.0	<0.50	<0.50	<2.0
92502945	13800_HC_RD_20201029	10/29/2020	<5.0	<0.50	<0.50	<2.0
92504298	13800_HC_RD_20201105	11/05/2020	<5.0	<0.50	<0.50	<2.0
92506033	13800_HC_RD	11/12/2020	**5.4**	<0.50	<0.50	<2.0
92507404	13800_HC_RD	11/19/2020	**5.7**	<0.50	<0.50	<2.0
92507391	FD-111820	11/19/2020	**5.4**	<0.50	<0.50	<2.0
92508024	13800_HC_RD_20201124	11/24/2020	<5.0	<0.50	<0.50	<2.0
92508707	13800_HC_RD_20201201	12/01/2020	**7.8**	<0.50	<0.50	<2.0
92510221	13800_HC_RD_20201208	12/08/2020	<5.0	<0.50	<0.50	<2.0
92512037	13800_HC_.RD_20201215	12/15/2020	<5.0	<0.50	<0.50	<2.0
92513363	13800_HC_RD_20201222	12/22/2020	<5.0	<0.50	<0.50	<2.0
92513987	13800_HC_RD_20201229	12/29/2020	<5.0	<0.50	<0.50	<2.0
92514747	13800_HC_RD_20210105	01/05/2021	<5.0	<0.50	<0.50	<2.0
92516194	13800_HC_RD_2021112	01/12/2021	<5.0	<0.50	<0.50	<2.0
92517235	13800_HC_RD_2021119	01/19/2021	<5.0	<0.50	<0.50	<2.0
92518577	13800_HC_RD_2021126	01/26/2021	**16.9**	<0.50	<0.50	<2.0
92519756	13800_HC_RD_20210202	02/02/2021	<5.0	<0.50	<0.50	<2.0
92521088	13800_HC_RD_20210209	02/09/2021	**5.1**	<0.50	<0.50	<2.0
92522441	13800_HC_RD_20210216	02/16/2021	<5.0	<0.50	<0.50	<2.0
92523569	13800_HC_RD_20210223	02/23/2021	<5.0	<0.50	<0.50	<2.0
92525141	13800_HC_RD_20210302	03/02/2021	<5.0	<0.50	<0.50	<2.0
92526632	13800_HC_RD_20210309	03/09/2021	<5.0	<0.50	<0.50	<2.0
92527865	13800_HC_RD_20210316	03/16/2021	**12.1**	<0.50	<0.50	<2.0
92529142	13800_HC_RD_20210323	03/23/2021	<5	<0.5	<0.5	<2
92530276	13800_HC_RD_20210330	03/30/2021	<5	<0.5	<0.5	<2
92531396	13800_HC_RD_20210406	04/06/2021	<5.0	<0.50	<0.50	<2.0
92531397	DUP-1	04/06/2021	<5.0	<0.50	<0.50	<2.0

Table 7
Summary of Water Supply Well Sampling Results

Colonial Pipeline Company
2020-L1-SR2448
Huntersville, North Carolina

			Metals (µg/L)	VOCs (µg/L)		
Lab Report Number	**Sample ID**	**Sample Date**	**Lead**	**Bromodichloromethane**	**Chloroform**	**Methylene Chloride**
		NCAC 2L	**15**	**0.6**	**70**	**5**
		IMAC Standards	**--**	**--**	**--**	**--**
92532721	13800_HC_RD_20210413	04/13/2021	<5	<0.5	<0.5	<2
92534073	13800_HC_RD_20210420	04/20/2021	<5	<0.5	<0.5	<2
92535389	13800_HC_RD_20210427	04/27/2021	<5.0	<0.50	<0.50	<2.0
92536812	13800_HC_RD_20210504	05/04/2021	<5.0	<0.5	<0.50	<2
92538171	13800_HC_RD_20210511	05/11/2021	<5	<0.5	<0.5	<2
92539520	13800_HC_RD_20210518	05/18/2021	**6.3**	<0.50	<0.50	<2.0
92540616	13800_HC_RD_20210525	05/25/2021	<5	<0.5	<0.5	<2
92541596	13800_HC_RD_20210601	06/01/2021	<5.0	<0.50	<0.50	<2.0
92543078	13800_HC_RD_20210608	06/08/2021	<5.0	<0.50	<0.50	<2.0
92544310	13800_HC_RD_20210615	06/15/2021	<5	<0.5	<0.5	<2
92545590	13800_HC_RD_20210622	06/22/2021	<5.0	<0.5	<0.5	<2
92545591	DUP-1	06/22/2021	<5	<0.5	**0.9**	<2
92546854	13800_HC_RD_20210629	06/29/2021	**50.5**	<0.50	<0.50	<2.0
92547797	13800_HC_RD_20210706	07/06/2021	**5.0J**	<0.50	<0.50	<2.0
92549166	13800_HC_RD_20210713	07/13/2021	<5.0	<0.50	<0.50	<2.0
92550625	13800_HC_RD_20210720	07/20/2021	<5.0	<0.50	<0.50	<2.0
92551875	13800_HC_RD_20210727	07/27/2021	<5.0	<0.50	<0.50	<2.0
92553041	13800_HC_RD_20210803	08/03/2021	<5.0	<0.50	<0.50	<2.0
92554512	13800_HC_RD_20210810	08/10/2021	**10.4**	<0.5	<0.50	<2.0
92555787	13800_HC_RD_20210817	08/17/2021	**11.2**	<0.50	<0.50	<2.0
92557299	13800_HC_RD_20210824	08/24/2021	<5	<0.5	<0.5	<2
92558702	13800_HC_RD_20210831	08/31/2021	<5	<0.5	<0.5	<2
92558711	DUP-1_20210831	08/31/2021	<5	<0.5	<0.5	<2
92559804	13800_HC_RD 20210907	09/07/2021	<5	<0.5	<0.5	<2
92561212	13800_HC_RD_20210914	09/14/2021	<5	<0.5	<0.5	<2
92561225	DUP-1	09/14/2021	<5	<0.5	<0.5	<2
92562315	13800_HC_RD_20210921	09/21/2021	<5.0	<1	<5	<5
92562323	DUP-1	09/21/2021	<5	<1	<5	<5
92563649	13800_HC_RD_09282021	09/28/2021	<5	<1	<5	<5
92564844	13800_HC_RD_20211005	10/05/2021	<5	<0.5	<0.5	<2
92564847	DUP-1	10/05/2021	<5	<0.5	<0.5	<2
92566381	13800_HC_RD_20211012	10/12/2021	<5	<0.5	<0.5	<2
92566386	DUP-1	10/12/2021	<5	<0.5	<0.5	<2
92567633	13800_HC_RD	10/19/2021	<5	<0.5	<0.5	<2
92568788	13800_HC_RD	10/26/2021	<5	<0.5	<0.5	<2
92568794	DUP-1	10/26/2021	<5	<0.5	<0.5	<2

Table 7
Summary of Water Supply Well Sampling Results

Colonial Pipeline Company
2020-L1-SR2448
Huntersville, North Carolina

			Metals (µg/L)	VOCs (µg/L)		
Lab Report Number	**Sample ID**	**Sample Date**	**Lead**	**Bromodichloromethane**	**Chloroform**	**Methylene Chloride**
		NCAC 2L	**15**	**0.6**	**70**	**5**
		IMAC Standards	**--**	**--**	**--**	**--**
92570043	13800_HC_RD	11/02/2021	<5	<0.5	<0.5	<2
92571544	13800_HC_RD	11/09/2021	<5	<0.5	<0.5	<2
92572757	13800_HC_RD	11/16/2021	<5	<0.5	<0.5	<2
92574208	13800_HC_RD	11/23/2021	<5	<0.5	<0.5	<2
92574797	13800_HC_RD	11/30/2021	<5	<0.5	<0.5	<2
92574804	DUP-1	11/30/2021	<5	<0.5	<0.5	<2
92576191	13800_HC_RD	12/07/2021	**13.3**	<0.5	<0.5	<2
92577757	13800_HC_RD	12/14/2021	**32.6**	<0.5	<0.5	<2
92577788	DUP-1	12/14/2021	<5	<0.5	<0.5	<2
92579404	13800_HC_RD	12/21/2021	**27.6**	<0.5	<0.5	<2
92580063	13800_HC_RD	12/28/2021	**8.0**	<0.5	<0.5	<2
92580062	DUP-1	12/28/2021	<5	<0.5	<0.5	<2
92580727	13800_HC_RD	01/04/2022	<5	<0.5	<0.5	<2
92582047	13800_HC_RD	01/11/2022	**12.4**	<0.5	<0.5	<2
92583318	13800_HC_RD	01/19/2022	**7.0**	<0.5	<0.5	<2
92584301	13800_HC_RD	01/25/2022	<5	<0.5	<0.5	<2
92585380	13800_HC_RD	02/01/2022	**8.4**	<0.5	<0.5	<2
92585387	DUP-1	02/01/2022	**16.6**	<0.5	<0.5	<2
92586847	13800_HC_RD	02/08/2022	**21.3**	<0.5	<0.5	<2
92588290	13800_HC_RD	02/15/2022	**14.8**	<0.5	<0.5	<2
92589492	13800_HC_RD	02/22/2022	<5	<0.5	<0.5	<2
92590645	13800_HC_RD	03/01/2022	<5	<0.5	<0.5	<2
92591982	13800_HC_RD	03/08/2022	**30.9**	<0.5	<0.5	<2
92593507	13800_HC_RD	03/15/2022	**24.5**	<0.5	<0.5	<2
92491028	13822_HC_Rd	08/16/2020	**53.0**	<0.50	<0.50	<2.0
92492032	13822_HC_Rd	08/21/2020	**14.2**	NA	NA	NA
92492033	FD_08212020	08/21/2020	**10.3**	NA	NA	NA
92493878	13822_HC_RD	09/02/2020	**11.6**	<0.50	<0.50	<2.0
92495055	13822_HC_RD	09/10/2020	<5.0	<0.50	<0.50	<2.0
92495069	FD-091020	09/10/2020	<5.0	<0.50	<0.50	<2.0
92495927	13822_HC_RD_20200916	09/16/2020	**14.3**	<0.50	<0.50	<2.0
92497407	13822_HC_RD 20200924	09/24/2020	**8.9**	<0.50	<0.50	<2.0
92491385	13831_Sims_Rd	08/17/2020	<5.0	<0.50	<0.50	<2.0
92492683	13831_Sims_Rd	08/25/2020	<5.0	<0.50	<0.50	<2.0
92494137	13831_SIMS_RD	09/03/2020	<5.0	<0.50	<0.50	<2.0
92525138	13831_SIMS_RD_20210302	03/02/2021	<5.0	<0.50	<0.50	<2.0
92558698	13831_SIMS_RD_20210831	08/31/2021	<5	<0.5	<0.5	<2
92491367	13835_AC_Rd	08/17/2020	<5.0	<0.50	<0.50	<2.0

Table 7
Summary of Water Supply Well Sampling Results

Colonial Pipeline Company
2020-L1-SR2448
Huntersville, North Carolina

			Metals (µg/L)	VOCs (µg/L)		
Lab Report Number	**Sample ID**	**Sample Date**	**Lead**	**Bromodichloromethane**	**Chloroform**	**Methylene Chloride**
		NCAC 2L	**15**	**0.6**	**70**	**5**
		IMAC Standards	**--**	**--**	**--**	**--**
92492460	13835_AC_Rd	08/25/2020	<5.0	<0.50	<0.50	<2.0
92492469	FD1-08252020	08/25/2020	<5.0	<0.50	<0.50	<2.0
92494135	13835_AC_RD	09/03/2020	<5.0	<0.50	<0.50	<2.0
92495191	13835_AC_RD	09/11/2020	<5.0	<0.50	<0.50	<2.0
92495943	13835_AC_RD_20200916	09/16/2020	<5.0	**1.7**	**7.4**	<2.0
92497409	13835_AC_RD 20200924	09/24/2020	**16.1**	<0.50	<0.50	<2.0
92498537	13835_AC_RD	10/01/2020	<5.0	<0.50	<0.50	<2.0
92498539	FD-100120	10/01/2020	<5.0	<0.50	<0.50	<2.0
92499665	13835_AC_RD_20201008	10/08/2020	<5.0	<0.50	<0.50	<2.0
92500725	13835_AC_RD_20201015	10/15/2020	<5.0	<0.50	<0.50	<2.0
92500731	DUP-1	10/15/2020	<5.0	<0.50	<0.50	NA
92501805	13835_AC_RD_20201022	10/22/2020	<5.0	<0.50	<0.50	<2.0
92502955	13835_AC_RD_20201029	10/29/2020	<5.0	<0.50	<0.50	<2.0
92502957	DUP-1	10/29/2020	<5.0	<0.50	<0.50	<2.0
92504283	13835_AC_RD_20201105	11/05/2020	<5.0	<0.50	<0.50	<2.0
92506030	13835_AC_RD	11/12/2020	<5.0	<0.50	<0.50	<2.0
92507400	13835_AC_RD	11/19/2020	<5.0	<0.50	<0.50	<2.0
92508017	13835_AC_RD_20201124	11/24/2020	<5.0	<0.50	<0.50	<2.0
92508716	13835_AC_Rd_20201201	12/01/2020	<5.0	<0.50	<0.50	<2.0
92510233	13835_AC_RD_20201208	12/08/2020	<5.0	<0.50	<0.50	<2.0
92512027	13835_AC_RD_20201215	12/15/2020	<5.0	<0.50	<0.50	<2.0
92512046	DUP-1	12/15/2020	<5.0	<0.50	<0.50	<2.0
92513354	13835_AC_RD_20201222	12/22/2020	<5.0	<0.50	<0.50	<2.0
92513978	13835_AC_RD_20201229	12/29/2020	<5.0	<0.50	<0.50	<2.0
92514756	13835_AC_RD_20210105	01/05/2021	<5.0	<0.50	<0.50	<2.0
92516191	13835_AC_RD_2021112	01/12/2021	<5.0	<0.50	<0.50	<2.0
92516192	DUP-1	01/12/2021	<5.0	<0.50	<0.50	<2.0
92517234	13835_AC_RD_2021119	01/19/2021	<5.0	<0.50	<0.50	<2.0
92518610	13835_AC_RD_2021126	01/26/2021	**15.4**	<0.50	<0.50	<2.0
92519760	13835_AC_RD_20210202	02/02/2021	<5.0	<0.50	<0.50	<2.0
92521099	13835_AC_RD_20210209	02/09/2021	**15.1**	<0.50	<0.50	<2.0
92522436	13835_AC_RD_20210216	02/16/2021	<5.0	<0.50	<0.50	<2.0
92522438	DUP-1	02/16/2021	<5.0	<0.50	**0.62**	<2.0
92523572	13835_AC_RD_20210223	02/23/2021	<5.0	<0.50	**0.57**	<2.0
92525131	13835_AC_RD_20210302	03/02/2021	<5.0	<0.50	**0.5**	<2.0
92526625	13835_AC_RD_20210309	03/09/2021	**13.5**	<0.50	**0.54**	<2.0

Table 7
Summary of Water Supply Well Sampling Results

Colonial Pipeline Company
2020-L1-SR2448
Huntersville, North Carolina

			Metals (µg/L)	VOCs (µg/L)		
Lab Report Number	**Sample ID**	**Sample Date**	**Lead**	**Bromodichloromethane**	**Chloroform**	**Methylene Chloride**
		NCAC 2L	**15**	**0.6**	**70**	**5**
		IMAC Standards	**--**	**--**	**--**	**--**
92527864	13835_AC_RD_20210316	03/16/2021	**6.2**	<0.50	**0.51**	<2.0
92529170	13835_AC_RD_20210323	03/23/2021	<5	<0.5	<0.5	<2
92530284	13835_AC_RD_20210330	03/30/2021	<5	<0.5	<0.5	<2
92531392	13835_AC_RD_20210406	04/06/2021	<5.0	<0.50	**0.52**	<2.0
92532714	13835_AC_RD_20210413	04/13/2021	<5	<0.5	**0.65**	<2
92534075	13835_AC_RD_20210420	04/20/2021	<5	<0.5	<0.5	<2
92535405	13835_AC_RD_20210427	04/27/2021	<5.0	<0.50	<0.50	<2.0
92536813	13835_AC_RD_20210504	05/04/2021	<5.0	<0.5	**0.65**	<2
92538166	13835_AC_RD_20210511	05/11/2021	<5	<0.5	**0.67**	<2
92539526	13835_AC_RD_20210518	05/18/2021	<5.0	<0.50	**0.89**	<2.0
92540628	13835_AC_RD_20210525	05/25/2021	<5	<0.5	**0.74**	<2
92540633	DUP-1	05/25/2021	<5	<0.5	**0.74**	<2
92541591	13835_AC_RD_20210601	06/01/2021	<5.0	<0.50	**0.90**	<2.0
92543079	13835_AC_RD_20210608	06/08/2021	**4.7J**	<0.50	**0.88**	<2.0
92544297	13835_AC_RD_20210615	06/15/2021	<5	<0.5	**0.91**	<2
92545600	13835_AC_RD_20210622	06/22/2021	**7.5**	<0.5	**0.84**	<2
92546857	13835_AC_RD_20210629	06/29/2021	<5.0	<0.50	**0.76**	<2.0
92547790	13835_AC_RD_20210706	07/06/2021	<5.0	<0.50	**0.99**	<2.0
92549184	13835_AC_RD_20210713	07/13/2021	<5.0	<0.50	**0.80**	<2.0
92549163	DUP-1	07/13/2021	<5.0	<0.50	**0.77**	<2.0
92550635	13835_AC_RD_20210720	07/20/2021	<5.0	<0.50	**0.73**	<2.0
92551865	13835_AC_RD_20210727	07/27/2021	<5.0	<0.50	<0.50	<2.0
92553036	13835_AC_RD_20210803	08/03/2021	<5.0	<0.50	**0.96**	<2.0
92554466	13835_AC_RD_20210810	08/10/2021	<5.0	<0.5	**0.5**	<2
92555791	13835_AC_RD_20210817	08/17/2021	<5.0	<0.50	**0.43J**	<2.0
92555763	DUP-1	08/17/2021	<5.0	<0.50	**0.39J**	<2.0
92557302	13835_AC_RD_20210824	08/24/2021	<5	<0.5	<0.5	<2
92558706	13835_AC_RD_20210831	08/31/2021	<5	<0.5	**0.94**	<2
92559807	13835_AC_RD_20210907	09/07/2021	**7.5**	<0.5	**0.72**	<2
92561222	13835_AC_RD_20210914	09/14/2021	<5.0	<0.5	**0.88**	<2
92562313	13835_AC_RD_20210921	09/21/2021	<5.0	<1	**0.829J**	<5
92563647	13835_AC_RD_09282021	09/28/2021	**6.1**	<1	**0.774J**	<5
92564843	13835_AC_RD_20211005	10/05/2021	<5	<0.5	**0.61**	<2
92566382	13835_AC_RD_20211012	10/12/2021	<5	<0.5	**0.37J**	<2
92567635	13835_AC_RD_20211019	10/19/2021	**9.9**	<0.5	**0.65**	<2
92568791	13835_HC_RD_10262021	10/26/2021	<5	<0.5	**0.66**	<2
92570038	13835_AC_RD	11/02/2021	<5	<0.5	**0.75**	<2

Table 7
Summary of Water Supply Well Sampling Results

Colonial Pipeline Company
2020-L1-SR2448
Huntersville, North Carolina

			Metals (µg/L)	VOCs (µg/L)		
Lab Report Number	**Sample ID**	**Sample Date**	**Lead**	**Bromodichloromethane**	**Chloroform**	**Methylene Chloride**
		NCAC 2L	**15**	**0.6**	**70**	**5**
		IMAC Standards	**--**	**--**	**--**	**--**
92571579	13835_AC_RD	11/09/2021	<5	<0.5	**0.54**	<2
92571587	DUP-1	11/09/2021	<5	<0.5	<0.5	<2
92572749	13835_AC_RD	11/16/2021	<5	<0.5	**0.66**	<2
92574214	13835_AC_RD	11/23/2021	<5	<0.5	**0.76**	<2
92574802	13835_AC_RD	11/30/2021	<5	<0.5	**0.57**	<2
92576280	13835_AC_RD	12/07/2021	<5	<0.5	<0.5	<2
92576165	DUP-1	12/07/2021	<5	<0.5	**0.53**	<2
92577761	13835_AC_RD	12/14/2021	<5	<0.5	**0.60**	<2
92579389	13835_AC_RD	12/21/2021	<5	<0.5	**0.55**	<2
92580058	13835_AC_RD	12/28/2021	<5	<0.5	**0.41J**	<2
92580721	13835_AC_RD	01/04/2022	<5	<0.5	**0.35J**	<2
92580733	DUP-1	01/04/2022	<5	<0.5	<0.5	<2
92582058	13835_AC_RD	01/11/2022	<5	<0.5	**0.39J**	<2
92583313	13835_AC_RD	01/19/2022	<5	<0.5	**0.49J**	<2
92584295	13835_AC_RD	01/25/2022	<5	<0.5	**0.36J**	<2
92585442	13835_AC_RD	02/01/2022	<5	<0.5	**0.41J**	<2
92586858	13835_AC_RD	02/08/2022	<5	<0.5	**0.47J**	<2
92588282	13835_AC_RD	02/15/2022	**6.1**	<0.5	**0.42J**	<2
92589490	13835_AC_RD	02/22/2022	**9.1**	<0.5	<0.5	<2
92590642	13835_AC_RD	03/01/2022	<5	<0.5	**0.46J**	<2
92591985	13835_AC_RD	03/08/2022	<5	<0.5	<0.5	<2
92591978	DUP-1	03/08/2022	<5	<0.5	**0.47J**	<2
92593515	13835_AC_RD	03/15/2022	<5	<0.5	<0.5	<2
92491363	13901_Sims_Rd	08/17/2020	<5.0	<0.50	<0.50	<2.0
92491368	FD1_081720	08/17/2020	<5.0	<0.50	<0.50	<2.0
92492466	13901_Sims_Rd	08/25/2020	<5.0	<0.50	<0.50	<2.0
92494138	13901_SIMS_RD	09/03/2020	<5.0	<0.50	<0.50	<2.0
92525133	13901_Sims_RD_20210302	03/02/2021	<5.0	<0.50	<0.50	<2.0
92558685	13901_SIMS_RD_20210831	08/31/2021	<5	<0.5	<0.5	<2
92491259	13920_Sims_Rd	08/17/2020	<5.0	<0.50	<0.50	<2.0
92492462	13920_Sims_Rd	08/25/2020	<5.0	<0.50	<0.50	<2.0
92494130	13920_SIMS_RD	09/03/2020	<5.0	<0.50	<0.50	<2.0
92525130	13920_SIMS_RD_20210302	03/02/2021	<5.0	<0.50	<0.50	<2.0
92558707	13920_SIMS_RD_20210831	08/31/2021	<5	<0.5	<0.5	<2
92491360	13923_AC_Rd	08/17/2020	<5.0	<0.50	<0.50	<2.0
92492465	13923_AC_Rd	08/25/2020	<5.0	<0.50	<0.50	<2.0

Table 7
Summary of Water Supply Well Sampling Results

Colonial Pipeline Company
2020-L1-SR2448
Huntersville, North Carolina

			Metals (µg/L)	VOCs (µg/L)		
Lab Report Number	**Sample ID**	**Sample Date**	**Lead**	**Bromodichloromethane**	**Chloroform**	**Methylene Chloride**
		NCAC 2L	**15**	**0.6**	**70**	**5**
		IMAC Standards	**--**	**--**	**--**	**--**
92494139	13923_AC_RD	09/03/2020	<5.0	<0.50	<0.50	<2.0
92495190	13923_AC_RD	09/11/2020	<5.0	<0.50	<0.50	<2.0
92495938	13923_AC_RD_20200916	09/16/2020	<5.0	<0.50	<0.50	<2.0
92497416	13923_AC_RD 20200924	09/24/2020	**5.5**	<0.50	<0.50	<2.0
92498533	13923_AC_RD	10/01/2020	<5.0	<0.50	<0.50	<2.0
92499672	13923_AC_RD_20201008	10/08/2020	<5.0	<0.50	<0.50	<2.0
92491030	13926A_HC_Rd	08/16/2020	<5.0	<0.50	<0.50	<2.0
92492029	13926A_HC_Rd	08/21/2020	<5.0	NA	<0.50	NA
92493902	13926A_HC_RD	09/02/2020	<5.0	<0.50	<0.50	<2.0
92495062	13926A_HC_RD	09/10/2020	<5.0	<0.50	<0.50	<2.0
92495945	13926A_HC_RD_20200916	09/16/2020	<5.0	<0.50	<0.50	<2.0
92497401	13926A_HC_RD 20200924	09/24/2020	<5.0	<0.50	<0.50	<2.0
92498130	13926A_HC_RD_20200930	09/30/2020	<5.0	<0.50	<0.50	<2.0
92499670	13926A_HC_RD_20201008	10/08/2020	<5.0	<0.50	<0.50	<2.0
92500718	13926A_HC_RD_20201015	10/15/2020	<5.0	<0.50	<0.50	<2.0
92501815	13926A_HC_RD_20201022	10/22/2020	**5.2**	<0.50	<0.50	<2.0
92502951	13926A_HC_RD_20201029	10/29/2020	**6.6**	<0.50	<0.50	<2.0
92504292	13926A_HC_RD_20201105	11/05/2020	<5.0	<0.50	<0.50	<2.0
92506028	13926A_HC_RD	11/12/2020	<5.0	<0.50	**8.2**	<2.0
92507401	13926A_HC_RD	11/19/2020	**5.8**	<0.50	<0.50	<2.0
92508011	13926A_HC_RD_20201124	11/24/2020	<5.0	<0.50	<0.50	<2.0
92508712	13926A_HC_RD_20201201	12/01/2020	**5.9**	<0.50	<0.50	<2.0
92510243	13926A_HC_RD_20201208	12/08/2020	<5.0	<0.50	<0.50	<2.0
92512042	13926A_HC_RD_20201215	12/15/2020	<5.0	<0.50	<0.50	<2.0
92513351	13926A_HC_RD_20201222	12/22/2020	<5.0	<0.50	<0.50	<2.0
92513975	13926A_HC_RD_20201229	12/29/2020	<5.0	<0.50	<0.50	<2.0
92514754	13926A_HC_RD_20210105	01/05/2021	<5.0	<0.50	<0.50	<2.0
92516196	13926A_HC_RD_2021112	01/12/2021	<5.0	<0.50	<0.50	<2.0
92517224	13926A_HC_RD_2021119	01/19/2021	<5.0	<0.50	<0.50	<2.0
92518620	13926A_HC_RD 2021126	01/26/2021	<5.0	<0.50	<0.50	<2.0
92519764	13926A_HC_RD_20210202	02/02/2021	<5.0	<0.50	<0.50	<2.0
92521095	13926A_HC_RD_20210209	02/09/2021	**24.2**	<0.50	<0.50	<2.0
92522435	13926A_HC_RD_20210216	02/16/2021	<5.0	<0.50	<0.50	<2.0
92523580	13926A_HC_RD_20210223	02/23/2021	<5.0	<0.50	<0.50	<2.0
92525137	13926A_HC_RD_20210302	03/02/2021	<5.0	<0.50	<0.50	<2.0
92526622	13926A_HC_RD_20210309	03/09/2021	**7.3**	<0.50	<0.50	<2.0

Table 7
Summary of Water Supply Well Sampling Results

Colonial Pipeline Company
2020-L1-SR2448
Huntersville, North Carolina

			Metals (µg/L)	VOCs (µg/L)		
Lab Report Number	**Sample ID**	**Sample Date**	**Lead**	**Bromodichloromethane**	**Chloroform**	**Methylene Chloride**
		NCAC 2L	**15**	**0.6**	**70**	**5**
		IMAC Standards	**--**	**--**	**--**	**--**
92527881	13926A_HC_RD_20210316	03/16/2021	<5.0	<0.50	<0.50	<2.0
92529132	13926A_HC_RD_20210323	03/23/2021	<5	<0.5	<0.5	<2
92530272	13926A_HC_RD_20210330	03/30/2021	<5	<0.5	<0.5	<2
92530286	DUP-1	03/30/2021	<5.0	<0.50	<0.50	<2.0
92531391	13926A_HC_RD_20210406	04/06/2021	<5.0	<0.50	<0.50	<2.0
92532713	13926A_HC_RD_20210413	04/13/2021	<5	<0.5	<0.5	<2
92534055	13926A_HC_RD_20210420	04/20/2021	<5	<0.5	<0.5	<2
92535410	13926A_HC_RD_20210427	04/27/2021	<5.0	<0.50	<0.50	<2.0
92536815	13926A_HC_RD_20210504	05/04/2021	<5.0	<0.5	<0.5	<2
92538170	13926A_HC_RD_20210511	05/11/2021	<5	<0.5	<0.5	<2
92539532	13926A_HC_RD_20210518	05/18/2021	<5.0	<0.50	<0.50	<2.0
92540609	13926A_HC_RD.20210525	05/25/2021	<5	<0.5	<0.5	<2
92541580	13926A_HC_RD_20210601	06/01/2021	<5.0	<0.50	<0.50	<2.0
92543082	13926A_HC_RD_20210608	06/08/2021	**4.9**	<0.50	<0.50	<2.0
92544294	13926A_HC_RD_20210615	06/15/2021	<5	<0.5	<0.5	<2
92545595	13926A_HC_RD_20210622	06/22/2021	**6.2**	<0.5	<0.5	<2
92546855	13926A_HC_RD_20210629	06/29/2021	<5.0	<0.50	<0.50	<2.0
92547792	13926A_HC_RD_20210706	07/06/2021	<5.0	<0.50	<0.50	<2.0
92549173	13926A_HC_RD_20210713	07/13/2021	<5.0	<0.50	<0.50	<2.0
92550639	13926A_HC_RD_20210720	07/20/2021	**89.3**	<0.50	<0.50	<2.0
92551860	13926A_HC_RD_20210727	07/27/2021	<5.0	<0.50	<0.50	<2.0
92553034	13926A_HC_RD_20210803	08/03/2021	<5.0	<0.5	<0.50	<2
92553048	DUP-1	08/03/2021	<5	<0.5	<0.50	<2
92554518	13926A_HC_RD_20210810	08/10/2021	<5	<0.5	<0.5	<2
92555767	13926A_HC_RD_20210817	08/17/2021	**17.5**	<0.50	<0.50	<2.0
92491030	13926B_HC_Rd	08/16/2020	<5.0	<0.50	**8.9**	<2.0
92492030	13926B_HC_Rd	08/21/2020	NA	NA	**8.4**	NA
92493891	13926B_HC_RD	09/02/2020	<5.0	<0.50	**9.4**	<2.0
92495059	13926B_HC_RD	09/10/2020	<5.0	<0.50	**7.6**	<2.1
92495941	13926B_HC_RD_20200916	09/16/2020	<5.0	<0.50	**9.6**	<2.0
92495930	Field_Duplicate 09-16-2020	09/16/2020	<5.0	<0.50	**10.1**	<2.0
92497412	13926B_HC_RD 20200924	09/24/2020	<5.0	<0.50	**9.8**	<2.0
92498128	13926B_HC_RD_20200930	09/30/2020	<5.0	<0.50	**6.3**	<2.0
92499661	13926B_HC_RD_20201008	10/08/2020	<5.0	<0.50	**9.3**	<2.0
92500720	13926B_HC_RD_20201015	10/15/2020	<5.0	<0.50	**8.9**	<2.0
92501809	13926B_HC_RD_20201022	10/22/2020	<5.0	<0.50	**8.7**	<2.0

Table 7
Summary of Water Supply Well Sampling Results

Colonial Pipeline Company
2020-L1-SR2448
Huntersville, North Carolina

			Metals (µg/L)	VOCs (µg/L)		
Lab Report Number	**Sample ID**	**Sample Date**	**Lead**	**Bromodichloromethane**	**Chloroform**	**Methylene Chloride**
		NCAC 2L	**15**	**0.6**	**70**	**5**
		IMAC Standards	**--**	**--**	**--**	**--**
92502943	13926B_HC_RD_20201029	10/29/2020	<5.0	<0.50	**8.9**	<2.0
92504284	13926B_HC_RD_20201105	11/05/2020	<5.0	<0.50	**9.2**	<2.0
92506050	13926B_HC_RD	11/12/2020	<5.0	<0.50	<0.50	<2.0
92507398	13926B_HC_RD	11/19/2020	<5.0	<0.50	**7**	<2.0
92508014	13926B_HC_RD_20201124	11/24/2020	<5.0	<0.50	**8.7**	<2.0
92508823	13926B_HC_RD 20201201	12/01/2020	**6.6**	<0.50	**6.8**	<2.0
92510237	13926B_HC_RD_20201208	12/08/2020	<5.0	<0.50	**9.2**	<2.0
92512044	13926B_HC_RD_20201215	12/15/2020	<5.0	<0.50	**8.5**	<2.0
92513370	13926B_HC_RD_20201222	12/22/2020	<5.0	<0.50	**6.4**	<2.0
92513986	13926B_HC_RD_20201229	12/29/2020	<5.0	<0.50	**7.5**	<2.0
92514757	13926B_HC_RD_20210105	01/05/2021	<5.0	<0.50	**11.5**	<2.0
92514760	DUP-1	01/05/2021	<5.0	<0.50	**11.7**	<2.0
92516195	13926B_HC_RD_2021112	01/12/2021	<5.0	<0.50	**9.7**	<2.0
92517242	13926B_HC_RD_2021119	01/19/2021	<5.0	<0.50	**8.8**	<2.0
92517218	DUP-1	01/19/2021	<5.0	<0.50	**8.6**	<2.0
92518587	13926B_HC_RD_2021126	01/26/2021	<5.0	<0.50	**7.9**	<2.0
92519742	13926B_HC_RD_20210202	02/02/2021	<5.0	<0.50	**9**	<2.0
92521084	13926B_HC_RD_20210209	02/09/2021	<5.0	<0.50	**8.9**	<2.0
92522444	13926B_HC_RD_20210216	02/16/2021	<5.0	<0.50	**9**	<2.0
92523576	13926B_HC_RD_20210223	02/23/2021	<5.0	<0.50	**9.3**	<2.0
92523574	Dup-1	02/23/2021	<5.0	<0.50	**9.7**	<2.0
92525136	13926B_HC_RD_20210302	03/02/2021	<5.0	<0.50	**7.8**	<2.0
92525144	DUP-1	03/02/2021	<5.0	<0.50	**0.54**	<2.0
92526624	13926B_HC_RD_20210309	03/09/2021	<5.0	<0.50	**9.3**	<2.0
92527878	13926B_HC_RD_20210316	03/16/2021	<5.0	<0.50	**8.7**	<2.0
92529205	13926B_HC_RD_20210323	03/23/2021	<5	<0.5	**8.1**	<2
92530274	13926B_HC_RD_20210330	03/30/2021	<5	<0.5	**7.5**	<2
92531403	13926B_HC_RD_20210406	04/06/2021	<5.0	<0.50	**7.9**	<2.0
92532710	13926B_HC_RD_20210413	04/13/2021	<5	<0.5	**8.5**	<2
92534064	13926B_HC_RD_20210420	04/20/2021	<5	<0.5	**8.6**	<2
92535409	13926B_HC_RD_20210427	04/27/2021	<5.0	<0.50	**8.8**	<2.0
92536816	13926B_HC_RD_20210504	05/04/2021	<5.0	<0.5	**9.7**	<2
92536817	DUP-1	05/04/2021	<5.0	<0.5	**9.2**	<2
92538168	13926B_HC_RD_20210511	05/11/2021	<5	<0.5	**8.3**	<2
92539517	13926B_HC_RD_202010518	05/18/2021	NA	<0.50	**10**	<2.0
92540625	13926B_HC_RD_20210525	05/25/2021	<5	<0.5	**9.0**	<2

Table 7
Summary of Water Supply Well Sampling Results

Colonial Pipeline Company
2020-L1-SR2448
Huntersville, North Carolina

			Metals (µg/L)	VOCs (µg/L)		
Lab Report Number	**Sample ID**	**Sample Date**	**Lead**	**Bromodichloromethane**	**Chloroform**	**Methylene Chloride**
		NCAC 2L	**15**	**0.6**	**70**	**5**
		IMAC Standards	**--**	**--**	**--**	**--**
92541583	13926B_HC_RD_20210601	06/01/2021	<5.0	<0.50	**9.0**	<2.0
92543083	13926B_HC_RD_20210608	06/08/2021	<5.0	<0.50	**8.6**	<2.0
92543084	DUP-1	06/08/2021	<5	<0.5	**8.9**	<2
92544313	13926B_HC_RD_20210615	06/15/2021	<5	<0.5	**9.9**	<2
92545592	13926B_HC_RD_20210622	06/22/2021	<5	<0.5	**9.2**	<2
92546858	13926B_HC_RD_20210629	06/29/2021	<5.0	<0.50	**8.8**	<2.0
92547782	13926B_HC_RD_20210706	07/06/2021	<5.0	<0.50	**9.5**	<2.0
92549179	13926B_HC_RD_20210713	07/13/2021	<5.0	<0.50	**9.0**	<2.0
92550630	13926B_HC_RD_20210720	07/20/2021	<5.0	<0.50	**8.0**	<2.0
92550622	DUP-1	07/20/2021	<5.0	<0.50	**8.4**	<2.0
92551862	13926B_HC_RD_20210727	07/27/2021	<5.0	<0.50	**8.6**	<2.0
92553044	13926B_HC_RD_20210803	08/03/2021	<5.0	<0.5	**7.7**	<2
92554504	13926B_HC_RD_20210810	08/10/2021	<5.0	<0.5	**9.5**	<2
92555776	13926B_HC_RD_20210817	08/17/2021	<5.0	<0.50	**8.5**	<2.0
92492031	13937_AC_Rd	08/21/2020	<5.0	<0.50	<0.50	<2.0
92492463	13937_AC_Rd	08/25/2020	<5.0	<0.50	<0.50	<2.0
92494129	13937_AC_RD	09/03/2020	<5.0	<0.50	<0.50	<2.0
92494126	FD-090320	09/03/2020	<0.50	<0.50	<0.50	<2.0
92495051	13937_AC_RD	09/10/2020	<5.0	<0.50	<0.50	<2.0
92495928	13937_AC_RD_20200916	09/16/2020	<5.0	<0.50	<0.50	<2.0
92497405	13937_AC_RD 20200924	09/24/2020	<5.0	<0.50	<0.50	<2.0
92498536	13937_AC_RD	10/01/2020	<5.0	<0.50	<0.50	<2.0
92499667	13937_AC_RD_20201008	10/08/2020	<5.0	<0.50	<0.50	<2.0
92491152	13945_AC_Rd	08/17/2020	<5.0	<0.50	<0.50	<2.0
92492461	13945_AC_Rd	08/25/2020	<5.0	<0.50	<0.50	<2.0
92493888	13945_AC_RD	09/02/2020	<5.0	<0.50	<0.50	<2.0
92495063	13945_AC_RD	09/10/2020	<5.0	<0.50	<0.50	<2.0
92495935	13945_AC_RD_20200916	09/16/2020	<5.0	<0.50	<0.50	<2.0
92497410	13945_AC_RD 20200924	09/24/2020	<5.0	<0.50	<0.50	<2.0
92498532	13945_AC_RD	10/01/2020	<5.0	<0.50	<0.50	<2.0
92499669	13945_AC_RD_20201008	10/08/2020	<5.0	<0.50	<0.50	<2.0
92500726	13945_AC_RD_20201015	10/15/2020	<5.0	<0.50	<0.50	<2.0
92501817	DUP-1	10/22/2020	<5.0	<0.50	<0.50	<2.0
92501807	13945_AC_RD_20201022	10/22/2020	<5.0	<0.50	<0.50	<2.0
92502946	13945_AC_RD_20201029	10/29/2020	<5.0	<0.50	<0.50	<2.0
92504280	13945_AC_RD_20201105	11/05/2020	<5.0	<0.50	<0.50	<2.0

Table 7
Summary of Water Supply Well Sampling Results

Colonial Pipeline Company
2020-L1-SR2448
Huntersville, North Carolina

			Metals (µg/L)	VOCs (µg/L)		
Lab Report Number	**Sample ID**	**Sample Date**	**Lead**	**Bromodichloromethane**	**Chloroform**	**Methylene Chloride**
		NCAC 2L	**15**	**0.6**	**70**	**5**
		IMAC Standards	**--**	**--**	**--**	**--**
92506044	13945_AC_RD	11/12/2020	<5.0	<0.50	<0.50	<2.0
92507397	13945_AC_RD	11/19/2020	<5.0	<0.50	<0.50	<2.0
92508007	13945_AC_RD_20201124	11/24/2020	<5.0	<0.50	<0.50	<2.0
92508713	13945_AC_Rd_20201201	12/01/2020	<5.0	<0.50	<0.50	<2.0
92508822	DUP-1	12/01/2020	<0.50	<0.50	<0.50	<0.50
92510208	13945_AC_RD_20201208	12/08/2020	<5.0	<0.50	<0.50	<2.0
92525142	14000_LAWTHER_RD_20210302	03/02/2021	<5.0	<0.50	**1.2**	<2.0
92491555	14015 ASBURY CHAPEL RD	08/18/2020	<5.0	<0.50	<0.50	<2.0
92492468	14015_AC_Rd	08/25/2020	<5.0	<0.50	**1.5**	<2.0
92493886	14015_AC_RD	09/02/2020	<5.0	<0.50	**4.4**	<2.0
92495058	14015_AC_RD	09/10/2020	<5.0	<0.50	<0.50	<2.0
92495932	14015_AC_RD_20200916	09/16/2020	<5.0	<0.50	<0.50	<2.0
92497403	14015_AC_RD 20200924	09/24/2020	<5.0	<0.50	<0.50	<2.0
92498133	14015_AC_RD_20200930	09/30/2020	<5.0	<0.50	<0.50	<2.0
92499671	14015_AC_RD_20201008	10/08/2020	<5.0	<0.50	<0.50	<2.0
92499673	DUP-1	10/08/2020	<5.0	<0.50	<0.50	NA
92500727	14015_AC_RD_20201015	10/15/2020	<5.0	<0.50	<0.50	<2.0
92501814	14015_AC_RD_20201022	10/22/2020	<5.0	<0.50	<0.50	<2.0
92502948	14015_AC_RD_20201029	10/29/2020	<5.0	<0.50	<0.50	<2.0
92504297	14015_AC_RD_20201105	11/05/2020	<5.0	<0.50	<0.50	<2.0
92504300	DUP-1	11/05/2020	<5.0	<0.50	<0.50	<2.0
92506055	14015_AC_RD	11/12/2020	<5.0	<0.50	<0.50	<2.0
92506038	FD-111220	11/12/2020	<5.0	<0.50	<0.50	<2.0
92491361	14024_Sims_Rd	08/17/2020	<5.0	<0.50	<0.50	<2.0
92492464	14024_Sims_Rd	08/25/2020	<5.0	<0.50	<0.50	<2.0
92494133	14024_SIMS_RD	09/03/2020	<5.0	<0.50	<0.50	<2.0
92525135	14024_SIMS_RD_20210302	03/02/2021	<5.0	<0.50	<0.50	<2.0
92558694	14024_SIMS_RD_20210831	08/31/2021	<5	<0.5	<0.5	<2
92493111	14037_Lawther_Rd	08/30/2020	**37.3**	<0.50	<0.50	<2.0
92495188	14037_LAWTHER_RD	09/11/2020	**23.1**	<0.50	<0.50	<2.0
92491027	14108_HC_Rd	08/15/2020	<5.0	<0.50	<0.50	<2.0
92492688	14108_HC_Rd	08/25/2020	<5.0	<0.50	<0.50	<2.0
92491029	14226_HC_ Rd	08/16/2020	<5.0	<0.50	<0.50	<2.0
92492685	14226_HC_Rd	08/25/2020	<5.0	<0.50	<0.50	<2.0
92493881	14226_HC_RD	09/02/2020	<5.0	<0.50	<0.50	<2.0
92493905	FD_09_02_20	09/02/2020	<5.0	<0.50	<0.50	<2.0

Table 7
Summary of Water Supply Well Sampling Results

Colonial Pipeline Company
2020-L1-SR2448
Huntersville, North Carolina

			Metals (µg/L)	VOCs (µg/L)		
Lab Report Number	Sample ID	Sample Date	Lead	Bromodichloromethane	Chloroform	Methylene Chloride
		NCAC 2L	**15**	**0.6**	**70**	**5**
		IMAC Standards	**--**	**--**	**--**	**--**
92495187	14226_HC_RD	09/11/2020	<5.0	<0.50	<0.50	<2.0
92495193	FD-091120	09/11/2020	<5.0	<0.50	<0.50	<2.0
92495934	14226_HC_RD_20200916	09/16/2020	<5.0	<0.50	<0.50	<2.0
92497413	14226_HC_RD_20200924	09/24/2020	<5.0	<0.50	<0.50	<2.0
92497418	DUP-1	09/24/2020	<5.0	<0.50	<0.50	<2.0
92498535	14226_HC_RD	10/01/2020	**6.1**	<0.50	<0.50	<2.0
92499662	14226_HC_RD_20201008	10/08/2020	<5.0	<0.50	<0.50	<2.0
92500723	14226_HC_RD_20201015	10/15/2020	<5.0	<0.50	<0.50	<2.0
92501813	14226_HC_RD_20201022	10/22/2020	<5.0	<0.50	<0.50	<2.0
92502953	14226_HC_RD_20201029	10/29/2020	<5.0	<0.50	<0.50	<2.0
92504286	14226_HC_RD_20201105	11/05/2020	<5.0	<0.50	<0.50	<2.0
92506051	14226_HC_RD	11/12/2020	<5.0	<0.50	<0.50	<2.0
92507396	14226_HC_RD	11/19/2020	<5.0	<0.50	<0.50	<2.0
92508028	14226_HC_RD_20201124	11/24/2020	<5.0	<0.50	<0.50	<2.0
92508021	DUP-1	11/24/2020	<5.0	<0.50	<0.50	<2.0
92508835	14226_HC_RD_20201201	12/01/2020	<5.0	<0.50	<0.50	<2.0
92510240	14226_HC_RD_20201208	12/08/2020	<5.0	<0.50	<0.50	<2.0
92510245	DUP-1	12/08/2020	<5.0	<0.50	<0.50	<2.0
92511927	14226_HC_RD_20201215	12/15/2020	<5.0	<0.50	<0.50	<2.0
92513359	14226_HC_RD_20201222	12/22/2020	<5.0	<0.50	<0.50	<2.0
92513988	14226_HC_RD_20201229	12/29/2020	<5.0	<0.50	<0.50	<2.0
92513991	DUP-1	12/29/2020	<5.0	<0.50	<0.50	<2.0
92514751	14226_HC_RD_20210105	01/05/2021	<5.0	<0.50	<0.50	<2.0
92516188	14226_HC_RD_2021112	01/12/2021	<5.0	<0.50	<0.50	<2.0
92517237	14226_HC_RD_2021119	01/19/2021	NA	<0.50	<0.50	<2.0
92518581	14226_HC_RD_2021126	01/26/2021	<5.0	<0.50	<0.50	<2.0
92519752	14226_HC_RD_20210202	02/02/2021	<5.0	<0.50	<0.50	<2.0
92519734	Dup-1	02/02/2021	<5.0	<0.50	<0.50	<2.0
92521102	14226_HC_RD_20210209	02/09/2021	<5.0	<0.50	<0.50	<2.0
92521104	DUP-1	02/09/2021	<5.0	<0.50	<0.50	<2.0
92522445	14226_HC_RD_20210216	02/16/2021	<5.0	<0.50	<0.50	<2.0
92523584	14226_HC_RD_20210223	02/23/2021	<5.0	<0.50	<0.50	<2.0
92525132	14226_HC_RD_20210302	03/02/2021	<5.0	<0.50	<0.50	<2.0
92526623	14226_HC_RD_20210309	03/09/2021	<5.0	<0.50	<0.50	<2.0
92527853	14226_HC_RD_20210316	03/16/2021	<5.0	<0.50	<0.50	<2.0
92529174	14226_HC_RD_20210323	03/23/2021	<5	<0.5	<0.5	<2

Table 7
Summary of Water Supply Well Sampling Results

Colonial Pipeline Company
2020-L1-SR2448
Huntersville, North Carolina

			Metals (µg/L)	VOCs (µg/L)		
Lab Report Number	**Sample ID**	**Sample Date**	**Lead**	**Bromodichloromethane**	**Chloroform**	**Methylene Chloride**
		NCAC 2L	**15**	**0.6**	**70**	**5**
		IMAC Standards	**--**	**--**	**--**	**--**
92530278	14226_HC_RD_20210330	03/30/2021	<5	<0.5	<0.5	<2
92527887	DUP-1	03/16/2021	<5.0	<0.50	<0.50	<2.0
92531398	14226_HC_RD_20210406	04/06/2021	<5.0	<0.50	<0.50	<2.0
92532715	14226_HC_RD_20210413	04/13/2021	<5	<0.5	<0.5	<2
92534061	14226_HC_RD_20210420	04/20/2021	<5	<0.5	<0.5	<2
92535397	14226_HC_RD_20210427	04/27/2021	<5.0	<0.50	<0.50	<2.0
92536809	14226_HC_RD_20210504	05/04/2021	<5	<0.5	<0.5	<2.0
92538174	14226_HC_RD_20210511	05/11/2021	<5	<0.5	<0.5	<2
92538175	DUP-1	05/11/2021	<5	<0.5	<0.5	<2
92539530	14226_HC_RD_20210518	05/18/2021	NA	<0.50	<0.50	<2.0
92539530	14226_HC_RD_20210525	05/25/2021	<5	<0.5	<0.5	<2
92541587	14226_HC_RD_20210601	06/01/2021	<5.0	<0.50	<0.50	<2.0
92543077	14226_HC_RD_20210608	06/08/2021	<5.0	<0.50	**0.57**	<2.0
92544299	14226_HC_RD_20210615	06/15/2021	<5	<0.5	<0.5	<2
92545602	14226_HC_RD_20210622	06/22/2021	<5	<0.5	**0.35J**	<2
92546853	14226_HC_RD_20210629	06/29/2021	<5.0	<0.50	<0.50	<2.0
92547803	14226_HC_RD_20210706	07/06/2021	<5.0	<0.50	<0.50	<2.0
92547763	DUP-1	07/06/2021	<5.0	<0.50	<0.50	<2.0
92549176	14226_HC_RD_20210713	07/13/2021	<5.0	<0.50	<0.50	<2.0
92550627	14226_HC_RD_20210720	07/20/2021	<5.0	<0.50	<0.50	<2.0
92551873	14226_HC_RD_20210727	07/27/2021	<5.0	<0.50	<0.50	<2.0
92551882	DUP-1	07/27/2021	<5.0	<0.50	<0.50	<2.0
92553038	14226_HC_RD_20210803	08/03/2021	<5.0	<0.50	<0.50	<2.0
92554456	14226_HC_RD_20210810	08/10/2021	**8.8**	<0.5	<0.50	<2
92555774	14226_HC_RD_20210817	08/17/2021	<5.0	<0.50	<0.50	<2.0
92557303	14226_HC_RD_20210824	08/24/2021	<5	<0.5	<0.5	<2
92557292	Dup-1_20210824	08/24/2021	<5	<0.5	<0.5	<2
92558704	14226_HC_RD_20210831	08/31/2021	<5	<0.5	**0.4J**	<2
92559812	14226_HC_RD 20210907	09/07/2021	<5	<0.5	<0.5	<2
92561215	14226_HC_RD_20210914	09/14/2021	<5	<0.5	<0.5	<2
92562311	14226_HC_RD_20210921	09/21/2021	<5.0	<1	**0.143J**	<5
92563643	14226_HC_RD_09282021	09/28/2021	<5.0	<1	**0.313J**	<5
92563645	DUP-1	09/28/2021	<5.0	<1	**0.287J**	<5
92564837	14226_HC_RD_20211005	10/05/2021	<5	<0.5	<0.5	<2
92566380	14226_HC_RD_20211012	10/12/2021	**6.3**	<0.5	<0.5	<2
92567634	14226_HC_RD_20211019	10/19/2021	<5	<0.5	<0.5	<2

Table 7
Summary of Water Supply Well Sampling Results

Colonial Pipeline Company
2020-L1-SR2448
Huntersville, North Carolina

			Metals (µg/L)	VOCs (µg/L)		
Lab Report Number	Sample ID	Sample Date	Lead	Bromodichloromethane	Chloroform	Methylene Chloride
		NCAC 2L	**15**	**0.6**	**70**	**5**
		IMAC Standards	**--**	**--**	**--**	**--**
92568782	14226_HC_RD	10/26/2021	<5	<0.5	<0.5	<2
92570047	14226_HC_RD	11/02/2021	<5	<0.5	<0.5	<2
92570099	DUP -1	11/02/2021	<5	<0.5	<0.5	<2
92571551	14226_HC_RD	11/09/2021	<5	<0.5	<0.5	<2
92572763	14226_HC_RD	11/16/2021	<5	<0.5	<0.5	<2
92572777	DUP-1	11/16/2021	<5	<0.5	<0.5	<2
92574210	14226_HC_RD	11/23/2021	<5	<0.5	<0.5	<2
92574800	14226_HC_RD	11/30/2021	<5	<0.5	<0.5	<2
92576205	14226_HC_RD	12/07/2021	<5	<0.5	<0.5	<2
92577767	14226_HC_RD	12/14/2021	<5	<0.5	<0.5	<2
92579396	14226_HC_RD	12/21/2021	<5	<0.5	<0.5	<2
92580059	14226_HC_RD	12/28/2021	<5	<0.5	<0.5	<2
92580709	14226_HC_RD	01/04/2022	<5	<0.5	<0.5	<2
92582055	14226_HC_RD	01/11/2022	<5	<0.5	<0.5	<2
92583315	14226_HC_RD	01/19/2022	<5	<0.5	<0.5	<2
92583324	DUP -1	01/19/2022	<5	<0.5	<0.5	<2
92584294	14226_HC_RD	01/25/2022	<5	<0.5	<0.5	<2
92585383	14226_HC_RD	02/01/2022	<5	<0.5	<0.5	<2
92586852	14226_HC_RD	02/08/2022	<5	<0.5	<0.5	<2
92586862	DUP -1	02/08/2022	<5	<0.5	<0.5	<2
92588285	14226_HC_RD	02/15/2022	<5	<0.5	<0.5	<2
92589484	14226_HC_RD	02/22/2022	<5	<0.5	<0.5	<2
92589498	DUP -1	02/22/2022	<5	<0.5	<0.5	<2
92590609	14226_HC_RD	03/01/2022	<5	<0.5	<0.5	<2
92591983	14226_HC_RD	03/08/2022	<5	<0.5	<0.5	<2
92593509	14226_HC_RD	03/15/2022	**6.9**	<0.5	<0.5	<2
92593513	DUP -1	03/15/2022	<5	<0.5	<0.5	<2
92495192	14401_HC_RD	09/11/2020	<5.0	<0.50	<0.50	<2.0
92495926	14401_HC_RD_20200916	09/16/2020	<5.0	<0.50	<0.50	<2.0
92497414	14401_HC_RD 20200924	09/24/2020	<5.0	<0.50	<0.50	<2.0
92498534	14401_HC_RD	10/01/2020	<5.0	<0.50	<0.50	<2.0
92499663	14401_HC_RD_20201008	10/08/2020	<5.0	<0.50	<0.50	<2.0
92500730	14401_HC_RD_20201015	10/15/2020	<5.0	<0.50	<0.50	<2.0
92501803	14401_HC_RD_20201022	10/22/2020	<5.0	<0.50	<0.50	<2.0
92502940	14401_HC_RD_20201029	10/29/2020	<5.0	<0.50	<0.50	<2.0
92504290	14401_HC_RD_20201105	11/05/2020	<5.0	<0.50	<0.50	<2.0
92506047	14401_HC_RD	11/12/2020	<5.0	<0.50	<0.50	<2.0
92507394	14401_HC_RD	11/19/2020	<5.0	<0.50	<0.50	<2.0

Table 7
Summary of Water Supply Well Sampling Results

Colonial Pipeline Company
2020-L1-SR2448
Huntersville, North Carolina

			Metals (µg/L)	VOCs (µg/L)		
Lab Report Number	**Sample ID**	**Sample Date**	**Lead**	**Bromodichloromethane**	**Chloroform**	**Methylene Chloride**
		NCAC 2L	**15**	**0.6**	**70**	**5**
		IMAC Standards	**--**	**--**	**--**	**--**
92508004	14401_HC_RD_20201124	11/24/2020	<5.0	<0.50	<0.50	<2.0
92508717	14401_HC_RD_20201201	12/01/2020	**5.8**	<0.50	<0.50	<2.0
92510211	14401_HC_RD_20201208	12/08/2020	<5.0	<0.50	<0.50	<2.0
92512045	14401_HC_RD_20201215	12/15/2020	<5.0	<0.50	<0.50	<2.0
92513372	14401_HC_RD_20201222	12/22/2020	<5.0	<0.50	<0.50	<2.0
92513342	Dup-1	12/22/2020	<5.0	<0.50	<0.50	<2.0
92513981	14401_HC_RD_20201229	12/29/2020	<5.0	<0.50	<0.50	<2.0
92514759	14401_HC_RD_20210105	01/05/2021	<5.0	<0.50	<0.50	<2.0
92516197	14401_HC_RD_2021112	01/12/2021	<5.0	<0.50	<0.50	<2.0
92517232	14401_HC_RD_2021119	01/19/2021	<5.0	<0.50	<0.50	<2.0
92518569	14401_HC_RD_20211126	01/26/2021	<5.0	<0.50	<0.50	<2.0
92518564	DUP-1	01/26/2021	<5.0	<0.50	<0.50	<2.0
92519739	14401_HC_RD_20210202	02/02/2021	<5.0	<0.50	<0.50	<2.0
92521093	14401_HC_RD_20210209	02/09/2021	<5.0	<0.50	<0.50	<2.0
92522431	14401_HC_RD_20210216	02/16/2021	<5.0	<0.50	<0.50	<2.0
92523581	14401_HC_RD_20210223	02/23/2021	<5.0	<0.50	<0.50	<2.0
92525134	14401_HC_RD_20210302	03/02/2021	**10.4**	<0.50	<0.50	<2.0
92526626	14401_HC_RD_20210309	03/09/2021	<5.0	<0.50	<0.50	<2.0
92526621	DUP-1	03/09/2021	<5.0	<0.50	<0.50	<2.0
92527871	14401_HC_RD_20210316	03/16/2021	<5.0	<0.50	<0.50	<2.0
92527871	14401_HC_RD_20210316	03/16/2021	<5	<0.5	<0.5	<2
92529145	14401_HC_RD_20210323	03/23/2021	**5.5**	<0.5	<0.5	<2
92530273	14401_HC_RD_20210330	03/30/2021	<5	<0.5	<0.5	<2
92531400	14401_HC_RD_20210406	04/06/2021	<5.0	<0.50	<0.50	<2.0
92532719	14401_HC_RD_20210413	04/13/2021	**20.4**	<0.5	<0.5	<2
92534072	14401_HC_RD_20210420	04/20/2021	<5	<0.5	<0.5	<2
92535399	14401_HC_RD_20210427	04/27/2021	<5.0	<0.50	<0.50	<2.0
92536814	14401_HC_RD_20210504	05/04/2021	**5.1**	<0.5	<0.5	<2
92538161	14401_HC_RD_20210511	05/11/2021	<5	<0.5	<0.5	<2
92539519	14401_HC_RD_20210518	05/18/2021	<5.0	<0.50	<0.50	<2.0
92540621	14401_HC_RD_20210525	05/25/2021	<5	<0.5	<0.5	<2
92541589	14401_HC_RD_20210601	06/01/2021	<5.0	<0.50	<0.50	<2.0
92543081	14401_HC_RD_20210608	06/08/2021	<5.0	<0.50	<0.50	<2.0
92544312	14401_HC_RD_20210615	06/15/2021	<5	<0.5	<0.5	<2
92545598	14401_HC_RD_20210622	06/22/2021	<5	<0.5	<0.5	<2

Table 7
Summary of Water Supply Well Sampling Results

Colonial Pipeline Company
2020-L1-SR2448
Huntersville, North Carolina

			Metals (µg/L)	VOCs (µg/L)		
Lab Report Number	**Sample ID**	**Sample Date**	**Lead**	**Bromodichloromethane**	**Chloroform**	**Methylene Chloride**
		NCAC 2L	**15**	**0.6**	**70**	**5**
		IMAC Standards	**--**	**--**	**--**	**--**
92546850	14401_HC_RD_20210629	06/29/2021	<5.0	<0.50	<0.50	<2.0
92546846	Dup-1	06/29/2021	<5.0	<0.50	<0.50	<2.0
92547811	14401_HC_RD_20210706	07/06/2021	<5.0	<0.50	<0.50	<2.0
92549171	14401_HC_RD_20210713	07/13/2021	<5.0	<0.50	<0.50	<2.0
92550626	14401_HC_RD_20210720	07/20/2021	<5.0	<0.50	<0.50	<2.0
92551854	14401_HC_RD_20210727	07/27/2021	<5.0	<0.50	<0.50	<2.0
92553032	14401_HC_RD_20210803	08/03/2021	<5.0	<0.5	<0.50	<2
92554497	14401_HC_RD_20210810	08/10/2021	<5.0	<0.5	<0.50	<2
92554531	Dup-1_20210810	08/10/2021	<5	<0.5	<0.5	<2
92555782	14401_HC_RD_20210817	08/17/2021	<5.0	<0.50	<0.50	<2.0
92557300	14401_HC_RD_20210824	08/24/2021	<5	<0.5	<0.5	<2
92558709	14401_HC_RD_20210831	08/31/2021	<5	<0.5	<0.5	<2
92559806	14401_HC_RD 20210907	09/07/2021	<5	<0.5	<0.5	<2
92559813	DUP-1_20210907	09/07/2021	<5	<0.5	<0.5	<2
92561217	14401_HC_RD_20210914	09/14/2021	<5	<0.5	<0.5	<2
92562318	14401_HC_RD_20210921	09/21/2021	<5.0	<1	<5	<5
92563651	14401_HC_RD_09282021	09/28/2021	<5.0	<1	<5	<5
92564839	14401_HC_RD_20211005	10/05/2021	<5	<0.5	<0.5	<2
92566385	14401_HC_RD_20211012	10/12/2021	**75.3**	<0.5	<0.5	<2
92567628	14401_HC_RD	10/19/2021	<5	<0.5	<0.5	<2
92567636	DUP-1	10/19/2021	<5	<0.5	<0.5	<2
92568784	14401_HC_RD_10262021	10/26/2021	<5	<0.5	<0.5	<2
92570034	14401_HC_RD	11/02/2021	<5	<0.5	<0.5	<2
92571547	14401_HC_RD	11/09/2021	<5	<0.5	<0.5	<2
92572754	14401_HC_RD	11/16/2021	<5	<0.5	<0.5	<2
92574206	14401_HC_RD	11/23/2021	**12.5**	<0.5	<0.5	<2
92574217	DUP-1	11/23/2021	<5	<0.5	<0.5	<2
92574803	14401_HC_RD	11/30/2021	<5	<0.5	<0.5	<2
92576277	14401_HC_RD	12/07/2021	<5	<0.5	<0.5	<2
92577750	14401_HC_RD	12/14/2021	**4.6J**	<0.5	<0.5	<2
92579400	14401_HC_RD	12/21/2021	**8.1**	<0.5	<0.5	<2
92579410	DUP-1	12/21/2021	<5	<0.5	<0.5	<2
92580067	14401_HC_RD	12/28/2021	<5	<0.5	<0.5	<2
92580724	14401_HC_RD	01/04/2022	<5	<0.5	<0.5	<2
92582043	14401_HC_RD	01/11/2022	<5	<0.5	<0.5	<2
92582060	DUP-1	01/11/2022	<5	<0.5	<0.5	<2

Table 7
Summary of Water Supply Well Sampling Results

Colonial Pipeline Company
2020-L1-SR2448
Huntersville, North Carolina

			Metals (µg/L)	VOCs (µg/L)		
Lab Report Number	**Sample ID**	**Sample Date**	**Lead**	**Bromodichloromethane**	**Chloroform**	**Methylene Chloride**
		NCAC 2L	**15**	**0.6**	**70**	**5**
		IMAC Standards	**--**	**--**	**--**	**--**
92583321	14401_HC_RD	01/19/2022	<5	<0.5	<0.5	<2
92584300	14401_HC_RD	01/25/2022	**5.7**	<0.5	<0.5	<2
92584315	DUP-1	01/25/2022	<5	<0.5	<0.5	<2
92585378	14401_HC_RD	02/01/2022	<5	<0.5	<0.5	<2
92586850	14401_HC_RD	02/08/2022	<5	<0.5	<0.5	<2
92588275	14401_HC_RD	02/15/2022	<5	<0.5	<0.5	<2
92588293	DUP-1	02/15/2022	<5	<0.5	<0.5	<2
92589477	14401_HC_RD	02/22/2022	<5	<0.5	<0.5	<2
92590640	14401_HC_RD	03/01/2022	<5	<0.5	<0.5	<2
92590655	DUP-1	03/01/2022	<5	<0.5	<0.5	<2
92591984	14401_HC_RD	03/08/2022	<5	<0.5	<0.5	<2
92593516	14401_HC_RD	03/15/2022	<5	<0.5	<0.5	<2
92492048	15104_PL_Dr	08/22/2020	NA	NA	NA	NA
92492044	15110_PL_ Dr	08/22/2020	NA	NA	NA	NA
92492047	15120_PL_Dr	08/22/2020	NA	NA	NA	NA
92492046	15128_PL_ Dr	08/22/2020	NA	NA	NA	NA
92492045	15136_PL_ Dr	08/22/2020	NA	NA	NA	NA
92491031	16366_HC_Rd	08/16/2020	<5.0	<0.50	<0.50	<2.0
92492689	HOA_Lawn	08/26/2020	<5.0	<0.50	<0.50	<2.0
92492686	FD1_08262020	08/26/2020	<5.0	<0.50	<0.50	<2.0
92493898	HOA_LAWN	09/02/2020	<5.0	<0.50	<0.50	<2.0
92495066	HOA_LAWN	09/10/2020	<5.0	<0.50	<0.50	<2.0
92558692	HOA_HC_RD_20210831	08/31/2021	**4.8J**	<0.5	<0.5	<2
QC Data						
92497418	FB-1	09/24/2020	<5.0	<0.50	<0.50	<2.0
92492469	Field Blank	08/25/2020	<5.0	<0.50	<0.50	**2.1**
92492905	Field Blank	08/27/2020	<5.0	<0.50	<0.50	<2.0
92492033	Field_Blank	08/21/2020	<5.0	NA	NA	NA
92492686	Field_Blank	08/26/2020	<5.0	<0.50	<0.50	<2.0
92493905	Field_Blank	09/02/2020	<5.0	<0.50	<0.50	<2.0
92494126	Field_Blank	09/03/2020	<0.50	<0.50	<0.50	<2.0
92495069	FIELD_BLANK	09/10/2020	<5.0	<0.50	<0.50	**3.3**
92495193	FIELD_BLANK	09/11/2020	<5.0	<0.50	<0.50	**3.1**
92495930	Field_Blank 09-16-2020	09/16/2020	<5.0	<0.50	<0.50	**2.9**
92491368	FIELD_BLANK_1	08/17/2020	<5.0	<0.50	<0.50	<2.0
92499673	FB-1	10/08/2020	<5.0	<0.50	<0.50	<2.0

Table 7
Summary of Water Supply Well Sampling Results

Colonial Pipeline Company
2020-L1-SR2448
Huntersville, North Carolina

			Metals (µg/L)	VOCs (µg/L)		
Lab Report Number	Sample ID	Sample Date	Lead	Bromodichloromethane	Chloroform	Methylene Chloride
		NCAC 2L	15	0.6	70	5
		IMAC Standards	--	--	--	--
92500731	FB-1	10/15/2020	<5.0	<0.50	<0.50	<2.0
92501817	FB-1	10/22/2020	<5.0	<0.50	<0.50	<2.0
92502957	FB-1	10/29/2020	<5.0	<0.50	<0.50	<2.0
92504300	FB-1	11/05/2020	<5.0	<0.50	<0.50	<2.0
92506038	Field Blank	11/12/2020	<5.0	<0.50	<0.50	<2.0
92507391	Field Blank	11/19/2020	<5.0	<0.50	<0.50	<2.0
92508021	FB-1	11/24/2020	<5.0	<0.50	<0.50	<2.0
92508822	FB-1	12/01/2020	<0.50	<0.50	<0.50	<0.50
92510245	FB-1	12/08/2020	<5.0	<0.50	<0.50	<2.0
92512046	FB-1	12/15/2020	<5.0	<0.50	<0.50	<2.0
92513342	FB-1	12/22/2020	<5.0	<0.50	<0.50	<2.0
92513991	FB-1	12/29/2020	<5.0	<0.50	<0.50	<2.0
92514760	FB-1	01/05/2021	<5.0	<0.50	<0.50	<2.0
92516192	FB-1	01/12/2021	<5.0	<0.50	<0.50	<2.0
92517218	FB-1	01/19/2021	<5.0	<0.50	<0.50	<2.0
92518564	FB-1	01/26/2021	<5.0	<0.50	<0.50	<2.0
92519734	FB-1	02/02/2021	<5.0	<0.50	<0.50	<2.0
92521104	FB-1	02/09/2021	<5.0	<0.50	<0.50	<2.0
92522438	FB-1	02/16/2021	<5.0	<0.50	<0.50	<2.0
92523574	FB-1	02/23/2021	<5.0	<0.50	<0.50	<2.0
92525144	FB-1	03/02/2021	<5.0	<0.50	<0.50	<2.0
92526621	FB-1	03/09/2021	<5.0	<0.50	<0.50	<2.0
92527887	FB-1	03/16/2021	<5.0	<0.50	<0.50	<2.0
92530286	FB-1	03/30/2021	<5.0	<0.50	<0.50	<2.0
92531397	FB-1	04/06/2021	<5.0	<0.50	<0.50	<2.0
92535408	FB-1	04/27/2021	<5.0	<0.50	<0.50	<2.0
92536817	FB-1	05/04/2021	<5.0	<0.5	<0.50	<2
92538175	FB-1	05/11/2021	<5	<0.5	<0.5	<2
92539533	FB-1	05/18/2021	<5.0	<0.50	<0.50	<2.0
92540633	FB-1	05/25/2021	<5	<0.5	<0.5	<2
92541599	FB-1	06/01/2021	<5.0	<0.50	<0.50	<2.0
92543084	FB-1	06/08/2021	<5.0	<0.50	<0.50	<2.0
92545591	FB-1	06/22/2021	<5	<0.5	<0.5	<2
92546846	FB-1	06/29/2021	<5.0	<0.50	<0.50	<2.0
92547763	FB-1	07/06/2021	<5.0	<0.50	<0.50	<2.0
92549163	FB-1	07/13/2021	<5.0	<0.50	<0.50	<2.0

Table 7
Summary of Water Supply Well Sampling Results

Colonial Pipeline Company
2020-L1-SR2448
Huntersville, North Carolina

			Metals (µg/L)	VOCs (µg/L)		
Lab Report Number	Sample ID	Sample Date	Lead	Bromodichloromethane	Chloroform	Methylene Chloride
		NCAC 2L	**15**	**0.6**	**70**	**5**
		IMAC Standards	**--**	**--**	**--**	**--**
92550622	FB-1	07/20/2021	<5.0	<0.50	<0.50	<2.0
92551882	FB-1	07/27/2021	<5.0	<0.50	<0.50	<2.0
92553048	FB-1	08/03/2021	<5.0	<0.5	<0.50	<2
92554531	FB-1	08/10/2021	<5	<0.5	<0.5	<2
92555763	FB-1	08/17/2021	<5.0	<0.50	<0.50	<2.0
92557292	FB-1	08/24/2021	<5	<0.5	<0.5	<2
92558711	FB-1	08/31/2021	<5	<0.5	<0.5	<2
92559813	FB-1	09/07/2021	<5	<0.5	<0.5	<2
92561225	FB-1	09/14/2021	<5	<0.5	<0.5	<2
92562323	FB-1	09/21/2021	<5	<1	<5	<5
92563645	FB-1	09/28/2021	<5	<1	<5	<5
92564847	FB-1*	10/05/2021	<5	<0.5	<0.5	<2
92566386	FB-1	10/12/2021	<5	<0.5	<0.5	<2
92567636	FB-1	10/19/2021	<5	<0.5	<0.5	<2
92568794	FB-1	10/26/2021	<5	<0.5	<0.5	<2
92570099	FB-1	11/02/2021	<5	<0.5	<0.5	<2
92571587	EB-1	11/09/2021	<5	<0.5	<0.5	<2
92572777	FB-1	11/16/2021	<5	<0.5	<0.5	<2
92574217	FB-1	11/23/2021	<5	<0.5	<0.5	<2
92574804	FB-1	11/30/2021	<5	<0.5	<0.5	<2
92576165	FB-1	12/07/2021	<5	<0.5	<0.5	<2
92577788	FB-1	12/14/2021	<5	<0.5	<0.5	<2
92579410	FB-1	12/21/2021	<5	<0.5	<0.5	<2
92580062	FB-1	12/28/2021	<5	<0.5	<0.5	<2
92580733	FB-1	01/04/2022	<5	<0.5	<0.5	<2
92582060	FB-1	01/11/2022	<5	<0.5	<0.5	<2
92583324	FB-1	01/19/2022	<5	<0.5	<0.5	<2
92584315	FB-1	01/25/2022	<5	<0.5	**1.0**	<2
92585387	FB-1	02/01/2022	<5	<0.5	**0.9**	<2
92586862	FB-1	02/08/2022	<5	<0.5	<0.5	<2
92588293	FB-1	02/15/2022	<5	<0.5	<0.5	<2
92589498	FB-1^	02/22/2022	<5	<0.5	<0.5	<2
92590655	FB-1^	03/01/2022	<5	<0.5	<0.5	<2
92591978	FB-1^	03/08/2022	<5	<0.5	<0.5	<2
92593513	FB-1	03/15/2022	<5	<0.5	<0.5	<2

Table 7
Summary of Water Supply Well Sampling Results

Colonial Pipeline Company
2020-L1-SR2448
Huntersville, North Carolina

			Metals (µg/L)	VOCs (µg/L)		
Lab Report Number	Sample ID	Sample Date	Lead	Bromodichloromethane	Chloroform	Methylene Chloride
		NCAC 2L	15	0.6	70	5
		IMAC Standards	--	--	--	--
92492469	Trip Blank	08/25/2020	NA	<0.50	<0.50	<2.0
92492905	Trip Blank	08/27/2020	NA	<0.50	<0.50	<2.0
92491368	TRIP_BLANK	08/17/2020	NA	<0.50	<0.50	<2.0
92491387	TRIP_BLANK	08/18/2020	NA	<0.50	<0.50	<2.0
92491555	TRIP_BLANK	08/18/2020	NA	<0.50	<0.50	<2.0
92492033	Trip_Blank	08/21/2020	NA	NA	<0.50	NA
92493111	Trip_Blank	08/30/2020	NA	<0.50	<0.50	<2.0
92493905	Trip_Blank	09/02/2020	NA	<0.50	<0.50	<2.0
92494126	Trip_Blank	09/03/2020	NA	<0.50	<0.50	<2.0
92495069	TRIP_BLANK	09/10/2020	NA	<0.50	<0.50	<2.0
92495193	TRIP_BLANK	09/11/2020	NA	<0.50	<0.50	<2.0
92495930	Trip_Blank	09/16/2020	NA	<0.50	<0.50	<2.0
92497418	Trip_Blank	09/24/2020	NA	<0.50	<0.50	<2.0
92499673	TRIP BLANK	10/08/2020	NA	<0.50	<0.50	<2.0
92500731	TRIP BLANK	10/15/2020	NA	<0.50	<0.50	<2.0
92501817	TRIP BLANK	10/22/2020	NA	<0.50	<0.50	<2.0
92502957	TRIP BLANK	10/29/2020	NA	<0.50	<0.50	<2.0
92504300	TRIP BLANK	11/05/2020	NA	<0.50	<0.50	<2.0
92506038	Trip Blank	11/12/2020	NA	<0.50	<0.50	<2.0
92507391	Trip Blank	11/19/2020	NA	<0.50	<0.50	<2.0
92508021	Trip Blank	11/24/2020	<5.0	<0.50	<0.50	<2.0
92508822	Trip Blank	12/01/2020	NA	<0.50	<0.50	<0.50
92510245	Trip Blank	12/08/2020	NA	<0.50	<0.50	<2.0
92512046	Trip Blank	12/15/2020	NA	<0.50	<0.50	<2.0
92513342	Trip Blank	12/22/2020	NA	<0.50	<0.50	<2.0
92513991	Trip Blank	12/29/2020	NA	<0.50	<0.50	<2.0
92514760	TRIP BLANK	01/05/2021	NA	<0.50	<0.50	<2.0
92516192	Trip Blank	01/12/2021	NA	<0.50	<0.50	<2.0
92517218	TRIP BLANK	01/19/2021	NA	<0.50	<0.50	<2.0
92518564	Trip Blank	01/26/2021	NA	<0.50	<0.50	<2.0
92519734	Trip Blank	02/02/2021	NA	<0.50	<0.50	<2.0
92521104	Trip Blank	02/09/2021	NA	<0.50	<0.50	<2.0
92522438	Trip Blank	02/16/2021	NA	<0.50	<0.50	<2.0
92523574	Trip Blank	02/23/2021	NA	<0.50	<0.50	<2.0
92525144	Trip Blank	03/02/2021	NA	<0.50	<0.50	<2.0
92526621	Trip Blank	03/09/2021	NA	<0.50	<0.50	<2.0
92527887	TRIP BLANK	03/16/2021	NA	<0.50	<0.50	<2.0
92530286	Trip Blank	03/30/2021	NA	<0.50	<0.50	<2.0
92531397	TRIP BLANK	04/06/2021	NA	<0.50	<0.50	<2.0

Table 7
Summary of Water Supply Well Sampling Results

Colonial Pipeline Company
2020-L1-SR2448
Huntersville, North Carolina

			Metals (µg/L)	VOCs (µg/L)		
Lab Report Number	**Sample ID**	**Sample Date**	**Lead**	**Bromodichloromethane**	**Chloroform**	**Methylene Chloride**
		NCAC 2L	**15**	**0.6**	**70**	**5**
		IMAC Standards	**--**	**--**	**--**	**--**
92535408	TRIP BLANK	04/27/2021	NA	<0.50	<0.50	<2.0
92536817	Trip Blank	05/04/2021	NA	<0.5	<0.5	<2
92538175	TRIP BLANK	05/11/2021	NA	<0.5	<0.5	<2
92539533	TRIP BLANK	05/18/2021	NA	<0.50	<0.50	<2.0
92540633	TRIP BLANK	05/25/2021	NA	<0.5	<0.5	<2
92541599	Trip Blank	06/01/2021	NA	<0.50	<0.50	<2.0
92543084	Trip Blank	06/08/2021	NA	<0.50	<0.50	<2.0
92545591	TRIP BLANK	06/22/2021	NA	<0.5	<0.5	<2
92546846	Trip Blank	06/29/2021	NA	<0.50	<0.50	<2.0
92547763	TRIP BLANK	07/06/2021	NA	<0.50	<0.50	<2.0
92549163	Trip Blank	07/13/2021	NA	<0.50	<0.50	<2.0
92550622	Trip Blank	07/20/2021	NA	<0.50	<0.50	<2.0
92551882	Trip Blank	07/27/2021	NA	<0.50	<0.50	<2.0
92553048	TRIP BLANK	08/03/2021	NA	<0.5	<0.50	<2
92554531	Trip Blank	08/10/2021	NA	<0.5	<0.5	<2
92555763	TB	08/17/2021	NA	<0.50	<0.50	<2.0
92557292	Trip Blank	08/24/2021	NA	<0.5	<0.5	<2
92558711	TRIP BLANK	08/31/2021	NA	<0.5	<0.5	<2
92559813	TRIP BLANK	09/07/2021	NA	<0.5	<0.5	<2
92562323	TRIP BLANK	09/21/2021	NA	<1	<5	**0.466J**
92563645	TRIP BLANK	09/28/2021	NA	<1	<5	**0.672J**
92564847	TRIP BLANK	10/05/2021	NA	<0.5	<0.5	<2
92566386	TRIP BLANK	10/12/2021	NA	<0.5	<0.5	<2
92567636	TRIP BLANK	10/19/2021	NA	<0.5	<0.5	<2
92568794	TRIP BLANK	10/26/2021	NA	<0.5	<0.5	<2
92570099	TRIP BLANK	11/02/2021	NA	<0.5	<0.5	<2
92571587	TRIP BLANK	11/09/2021	NA	<0.5	<0.5	<2
92572777	TRIP BLANK	11/16/2021	NA	<0.5	<0.5	<2
92574217	TRIP BLANK	11/23/2021	NA	<0.5	<0.5	<2
92574804	TRIP BLANK	11/30/2021	NA	<0.5	<0.5	<2
92576165	Trip Blank	12/07/2021	NA	<0.5	<0.5	<2
92577788	TRIP BLANK	12/14/2021	NA	<0.5	<0.5	<2
92579410	TRIP BLANK	12/21/2021	NA	<0.5	<0.5	<2
92580062	TRIP BLANK	12/28/2021	NA	<0.5	<0.5	<2
92580733	TRIP BLANK	01/04/2022	NA	<0.5	<0.5	<2
92582060	TRIP BLANK	01/11/2022	NA	<0.5	<0.5	<2
92583324	TRIP BLANK	01/19/2022	NA	<0.5	<0.5	<2
92584315	TRIP BLANK	01/25/2022	NA	<0.5	<0.5	<2
92586862	TRIP BLANK	02/08/2022	NA	<0.5	<0.5	<2

Table 7
Summary of Water Supply Well Sampling Results

Colonial Pipeline Company
2020-L1-SR2448
Huntersville, North Carolina

			Metals (µg/L)	VOCs (µg/L)		
Lab Report Number	**Sample ID**	**Sample Date**	**Lead**	**Bromodichloromethane**	**Chloroform**	**Methylene Chloride**
		NCAC 2L	**15**	**0.6**	**70**	**5**
		IMAC Standards	**--**	**--**	**--**	**--**
92589498	TRIP BLANK^	02/22/2022	NA	<0.5	<0.5	<2
92590655	TRIP BLANK^	03/01/2022	NA	<0.5	<0.5	<2
92591978	TRIP BLANK^	03/08/2022	NA	<0.5	<0.5	<2
92593513	TRIP BLANK	03/15/2022	NA	<0.5	<0.5	<2

Notes:
All units reported in micrograms per liter (µg/L)
Only detected constituents are shown
Samples beginning with "FD", "Field_Duplicate" and "DUP" are field duplicates and co-samples of the preceeding row
Shading indicates a detection greater than the NCAC 2L Groundwater Standard
Bold text indicates a detection greater than the laboratory reporting limit
NCAC 2L Standard - North Carolina 15A NCAC 2L Groundwater Standard
NA - Not Analyzed
ID - Identification
"<" - Indicates compound was not detected above laboratory reporting limit
J - Estimated concentration below laboratory reporting limit
Lead - Analyzed by Method 6010D
VOCs - Volatile Organic Compounds, analyzed by Method SM 6200B
VPH - Volatile Petroleum Hydrocarbons analyzed by Method MADEP VPH
MADEP - Massachusetts Department of Environmental Protection; as required by North Carolina Department of Environmental Quality
"*" - VPH (C9-C10 Aromatics) was detected in the Field Blank at a J-flagged value of 38.4J on October 5, 2021
"^" - On February 22, 2022, toluene was detected in the Field Blank at a value of 0.51 µg/L and in the Trip Blank at a value of 0.77 µg/L.
On March 1, 2022, toluene was detected in the Field Blank at a value of 1.0 µg/L and in the Trip Blank at a value of 0.76 µg/L.
On March 8, 2022, toluene was detected in the Field Blank at a vlaue of 1.5 µg/L and in the Trip Blank, toluene was detected at a value of 1.1 µg/L and m&p xylenes at a value of 0.73J µg/L.

Table 8
Summary of Potential Receptor Information

Colonial Pipeline Company
2020-L1-SR2448
Huntersville, North Carolina

Well # / Receptor ID	Type	Contact Name	Own/ User/ Both	Contact Phone #	Street Address for Receptor	Receptor Description and Location Details	Latitude / Longitude *(Decimal Degrees)*	Source Status & Use	Connection to Charlotte Water	Purchased by CPC	Distance from source (ft)	Up- or Down-Gradient (if Known)
13712_HC_RD	N/A	Pegler	Both	N/A	13712 Huntersville-Concord Rd	Single-Family	35.41270, -80.81165	Inactive	Existing	No	>1500	N/A
13800_HC_RD	N/A	Marlowe	Both	N/A	13800 Huntersville-Concord Rd	Single-Family	35.41253, -80.81075	Inactive	Existing	No	<1500	N/A
13822_HC_RD	N/A	CPC	Own	N/A	13822 Huntersville-Concord Rd	Single-Family	35.41275, -80.80974	Abandoned	Existing	Yes	<1500	N/A
13926A_HC_RD	N/A	CPC	Own	N/A	13926 Huntersville-Concord Rd	Single-Family	35.41259, -80.80790	Abandoned	Connection added	Yes	<1500	Down
13926B_HC_RD	N/A	CPC	Own	N/A	13900 Huntersville-Concord Rd	Single-Family	35.41259, -80.80790	Abandoned	Connection added	Yes	<1500	Down
14108_HC_RD	N/A	CPC	Own	N/A	14108 Huntersville-Concord Rd	Single-Family	35.41336, -80.80555	Abandoned	Not Connected	Yes	<1500	Down
14130 HC RD	--	Razon	--	N/A	14130 Huntersville-Concord Rd	Single-Family	35.41326, -80.80521	--	Existing	No	<1500	Down
14335 HC RD	--	Gray	--	N/A	14335 Huntersville-Concord Rd	Single-Family	35.41456, -80.80336	--	Existing	No	<1500	Down
14401_HC_RD	N/A	Gray	Both	N/A	14401 Huntersville-Concord Rd	Single-Family	35.41682, -80.80445	Potable Use	Not Connected	No	<1500	Down
14226_HC_RD	N/A	Brown	Both	N/A	14226 Huntersville-Concord Rd	Agricultural, Commercial Production	35.41335, -80.80356	Potable Use*	Water line tapped, not connected	No	<1500	N/A
14000_LAWTHER_RD	N/A	Shinn	Both	N/A	14000 Lawther Rd	N/A	35.41185, -80.81036	Abandoned	Existing	No	<1500	N/A
13835_AC_RD	N/A	Ward	Both	N/A	13835 Asbury Chapel Rd	Single-Family	35.41056, -80.80553	Potable Use	Water line tapped, not connected	No	<1500	Down
13923_AC_RD	N/A	Bloch	Both	N/A	13923 Asbury Chapel Rd	Single-Family	35.41071, -80.80596	Abandoned	Existing	No	<1500	Down
13927 AC RD	--	Quinn	--	N/A	13927 Asbury Chapel Rd	Single-Family	35.41141, -80.80514	--	Existing	No	<1500	Down
13937 AC RD	--	Bellet	--	N/A	13937 Asbury Chapel Rd	Single-Family	35.41182, -80.80557	--	Connection added	No	<1500	Down
13945_AC_RD	N/A	CPC	Own	N/A	13945 Asbury Chapel Rd	Single-Family	35.41250, -80.80514	Abandoned	Connection added	Yes	<1500	Down
14015_AC_RD	N/A	CPC	Own	N/A	14015 Asbury Chapel Rd	Single-Family	35.41266, -80.80542	Abandoned	Connection added	Yes	<1500	Down
13831_SIMS	N/A	Kern	Both	N/A	13831 Sims Rd	Single-Family	35.41107, -80.80028	Potable Use	Not Connected	No	>1500	Down
13901_SIMS	N/A	Fehr	Both	N/A	13901 Sims Rd	Single-Family	35.41242, -80.80050	Potable Use	Not Connected	No	>1500	Down
13920_SIMS	N/A	Weaver	Both	N/A	13920 Sims Rd	Single-Family	35.41210, -80.79931	Potable Use	Not Connected	No	>1500	Down
14024_SIMS	N/A	Woods	Both	N/A	14024 Sims Rd	Single-Family	35.41271, -80.79929	Potable Use	Not Connected	No	>1500	Down
North Prong, Clark Creek	Creek	Mecklenburg County	N/A	N/A	N/A	N/A	35.42002, -80.79769	Creek	N/A	No	>1500	Down
South Prong, Clark Creek	Creek	Brown	N/A	N/A	N/A	N/A	35.40596, -80.80154	Creek	N/A	No	>1500	Down
Seep (Brown Field)	Seep	Brown	N/A	N/A	N/A	N/A	35.41174, -80.80334	Seep	N/A	No	>1500	Down
Recharge for Deep Aquifers	N/A	N/A	N/A	N/A	N/A	N/A	35.41263, -80.80557	Recharge Zone	N/A	No	<1500	Up

Notes:

N/A = Data not available

CPC = Colonial Pipeline Company

Exisiting = A connection existed prior to release associated with Incident Number 95827

* = Two wells were located on this property. The potable well is still in use; a disused well was abandoned.

-- = No well exists on this property

Table 9
Summary of System One Operating Data

Colonial Pipeline Company
2020-L1-SR2448
Huntersville, North Carolina

Date	Time	Initials	Inlet Temperature (Deg. F)	Outlet Temperature (Deg. F)	Signal (V)	Flame Ox VFD Speed (%)	Blower VFD Speed (%)	Vacuum (Inches of H_2O)
12/15/2020	System operational							
To								
12/23/2020								
12/24/2020	System offline for monthly gauging							
12/25/2020								
12/26/2020								
12/27/2020	System operational							
12/28/2020	System offline for system modification (piping modifications)							
12/29/2020								
12/30/2020								
12/31/2020	System operational							
To								
1/19/2021								
1/20/2021	System offline for system modification							
1/21/2021	System operational							
To								
1/28/2021								
1/29/2021	System offline for system modification							
1/30/2021								
1/31/2021	System offline for monthly gauging							
2/1/2021								
2/2/2021								
2/3/2021	System operational							
To								
2/8/2021								
2/9/2021	System offline for component replacement (replace ThermOx with FlameOx)							
To								
3/20/2021								

Table 9
Summary of System One Operating Data

Colonial Pipeline Company
2020-L1-SR2448
Huntersville, North Carolina

Date	Time	Initials	Inlet Temperature (Deg. F)	Outlet Temperature (Deg. F)	Signal (V)	Flame Ox VFD Speed (%)	Blower VFD Speed (%)	Vacuum (Inches of H_2O)
3/21/2021	System offline for maintenance							
3/22/2021								
3/23/2021								
3/24/2021	System operational							
To								
3/30/2021								
3/31/2021	System offline for monthly gauging							
4/1/2021								
4/2/2021								
4/3/2021	System operational							
To								
4/12/2021								
4/13/2021	System offline for component replacement (replace blower)							
4/14/2021								
4/15/2021	System offline for maintenance							
4/16/2021	System operational							
To								
4/27/2021								
4/28/2021	System offline for monthly gauging							
4/29/2021								
4/30/2021								
5/1/2021	System operational							
To								
5/11/2021								
5/12/2021	System offline for pump optimization							
5/13/2021								

Table 9
Summary of System One Operating Data

Colonial Pipeline Company
2020-L1-SR2448
Huntersville, North Carolina

Date	Time	Initials	Inlet Temperature (Deg. F)	Outlet Temperature (Deg. F)	Signal (V)	Flame Ox VFD Speed (%)	Blower VFD Speed (%)	Vacuum (Inches of H_2O)
5/14/2021	System operational							
To								
5/16/2021								
5/17/2021	System offline for monthly gauging							
5/18/2021								
5/19/2021	System operational							
To								
5/24/2021								
5/25/2021	System offline for monthly gauging							
5/26/2021								
5/27/2021								
5/28/2021	System operational							
To								
5/30/2021								
5/31/2021	System offline for monthly gauging							
6/1/2021								
6/2/2021	System operational							
To								
6/7/2021								
6/8/2021	System offline for pump optimization							
6/9/2021								
6/10/2021	System operational							
To								
6/14/2021								
6/15/2021	System offline 18 hours for pump optimization							
6/15/2021	6:55	JPS	1653	1574	-	NM	45.7	25
6/15/2021	15:20	JPS	1397	1333	-	NM	45.7	25
6/15/2021	17:29	JPS	1738	1648	-	NM	45.7	35

Table 9
Summary of System One Operating Data

Colonial Pipeline Company
2020-L1-SR2448
Huntersville, North Carolina

Date	Time	Initials	Inlet Temperature (Deg. F)	Outlet Temperature (Deg. F)	Signal (V)	Flame Ox VFD Speed (%)	Blower VFD Speed (%)	Vacuum (Inches of H_2O)
6/16/2021	6:52	JPS	1751	1657	-	NM	45.7	35
6/16/2021	15:55	JPS	1752	1655	-	NM	45.7	35
6/17/2021	6:45	JPS	1751	1654	-	NM	45.7	35
6/17/2021	13:41	JPS	1753	1656	-	NM	47.7	35
6/17/2021	17:10	JPS	1770	1668	-	NM	47.7	35
6/18/2021	9:02	JPS	1750	1617	-	NM	47.7	35
6/18/2021	11:25	MT	1754	1656	-	NM	45.7	35
6/18/2021	15:25	MT	1751	1659	-	NM	45.7	35
6/19/2021	7:25	MT	1760	1657	-	NM	45.7	35
6/19/2021	12:39	MT	1742	1652	-	NM	45.7	35
6/19/2021	15:35	MT	1745	1651	-	NM	45.7	35
6/20/2021	9:25	KZ	1752	1655	-	NM	45.7	35
6/20/2021	15:48	KZ	1766	1664	-	NM	45.7	35
6/21/2021	8:40	BC	1751	1652	-	NM	NM	35
6/21/2021	16:42	BC	1739	1651	-	NM	45.7	35
6/22/2021	7:30	BC	1756	1654	-	NM	45.7	35
6/22/2021	17:35	BC	1749	1650	-	NM	45.7	35
6/23/2021	7:36	BC	1685	1652	-	NM	45.7	35
6/23/2021	16:27	BC	1756	1656	-	NM	45.7	35
6/24/2021	8:34	BC	1756	1652	-	NM	45.7	35
6/24/2021	14:22	BC	1756	1657	-	NM	45.7	35
6/24/2021	16:45	BC	1757	1652	-	NM	45.7	35
6/25/2021	9:30	BC	1733	1643	-	NM	45.7	35
6/25/2021	12:54	BC	1754	1653	-	NM	45.7	35
6/25/2021	15:50	BC	1755	1653	-	NM	45.7	35
6/25/2021	16:54	BC	1760	1656	-	NM	45.7	35

Table 9
Summary of System One Operating Data

Colonial Pipeline Company
2020-L1-SR2448
Huntersville, North Carolina

Date	Time	Initials	Inlet Temperature (Deg. F)	Outlet Temperature (Deg. F)	Signal (V)	Flame Ox VFD Speed (%)	Blower VFD Speed (%)	Vacuum (Inches of H_2O)
6/26/2021	8:01	BC	1757	1656	-	NM	45.7	35
6/26/2021	13:12	BC	1751	1651	-	NM	45.7	35
6/26/2021	16:27	BC	1759	1654	-	NM	45.7	35
6/27/2021	10:47	BC	1752	1653	-	NM	45.7	34
6/27/2021	16:00	BC	1737	1644	-	NM	45.7	34
6/28/2021	9:21	BC	1754	1650	-	NM	45.7	35
6/28/2021	16:00	BC	1412	1356	-	NM	45.7	35
6/28/2021	17:35	BC	1409	1380	-	NM	45.7	35
6/29/2021	11:16	BC	1441	1399	-	NM	45.7	35
6/29/2021	16:15	BC	1388	1285	-	NM	45.7	35
6/30/2021	8:52	BC	1523	1475	-	NM	45.7	35
7/3/2021	15:05	MT	1563	1510	-	NM	45.7	30
7/4/2021	8:50	KZ	1707	1615	-	NM	45.7	34
7/4/2021	15:40	KZ	1654	1566	-	NM	45.7	34
7/5/2021	8:25	KZ	1622	1543	-	NM	45.7	33
7/6/2021	11:05	JDS	1586	1524	-	40.0	82.2	34
7/6/2021	13:01	JDS	1646	1565	-	40.0	81.4	34
7/6/2021	16:00	JDS	1757	1651	-	70.1	81.0	34
7/7/2021	6:17	JPS	1748	16565	-	60.1	81.0	30
7/7/2021	8:43	JDS	1749	1653	-	57.1	82.6	30
7/7/2021	13:39	JDS	1757	1652	-	70.7	81.1	30
7/8/2021	6:53	BC	1760	1656	-	59.8	82.2	30
7/8/2021	8:05	JDS	1753	1654	-	61.8	82.3	30
7/8/2021	11:52	JDS	1746	1650	-	56.6	82.3	30
7/8/2021	16:13	JDS	1749	1649	-	57.0	81.1	30
7/9/2021	8:10	BC	1755	1650	-	61.4	82.6	30
7/9/2021	11:58	JDS	1761	1654	-	71.5	81.2	30
7/9/2021	15:47	JDS	1752	1650	-	63.9	82.4	31

Table 9
Summary of System One Operating Data

Colonial Pipeline Company
2020-L1-SR2448
Huntersville, North Carolina

Date	Time	Initials	Inlet Temperature (Deg. F)	Outlet Temperature (Deg. F)	Signal (V)	Flame Ox VFD Speed (%)	Blower VFD Speed (%)	Vacuum (Inches of H_2O)
7/10/2021	System offline 4.5 hours for O&M							
7/10/2021	12:48	BC	1771	1670	-	59.4	80.8	30
7/10/2021	14:56	BC	1746	1654	-	55.8	80.9	30
7/10/2021	16:01	JDS	1742	1645	-	51.2	80.2	30
7/11/2021	6:48	BC	1749	1654	-	54.1	82.2	30
7/11/2021	15:30	MT	1757	1650	-	62.5	79.9	30
7/12/2021	8:48	JDS	1744	1650	-	52.7	82.5	30
7/12/2021	12:31	MT	1744	1652	-	59.6	81.4	30
7/12/2021	15:15	MT	1758	1662	-	53.2	81.0	30
7/12/2021	16:39	JDS	1744	1644	-	56.4	80.8	30
7/13/2021	9:12	BC	1750	1655	-	61.2	81.0	30
7/13/2021	15:57	JDS	1401	1336	-	40.0	76.8	0
7/13/2021	16:02	BC	1403	1342	-	40.0	76.8	0
7/14/2021	9:14	BC	1404	1338	-	40.0	78.7	0
7/14/2021	13:36	BC	1400	1339	-	40.0	78.7	0
7/14/2021	17:13	BC	1407	1341	-	40.0	78.7	0
7/15/2021	10:55	BC	1693	1613	-	40.0	80.8	18
7/15/2021	16:35	BC	1713	1620	-	70.4	79.5	18
7/16/2021	7:52	BC	1624	1554	-	40.0	81.8	25
7/16/2021	10:48	BC	1754	1664	-	60.1	83.3	40
7/16/2021	16:50	BC	1749	1652	-	75.8	82.8	25
7/17/2021	10:58	KZ	1756	1660	-	56.3	81.6	25
7/17/2021	15:20	KZ	1754	1652	-	67.9	80.3	25
7/18/2021	9:35	KZ	1741	1649	-	47.9	82.3	25
7/18/2021	13:35	KZ	1748	1653	-	53.2	81.8	25
7/18/2021	16:45	KZ	1747	1652	-	60.3	80.9	25
7/19/2021	7:31	BC	1748	1656	-	55.4	81.0	25
7/19/2021	11:16	BC	1768	1677	-	84.4	81.1	25

Table 9
Summary of System One Operating Data

Colonial Pipeline Company
2020-L1-SR2448
Huntersville, North Carolina

Date	Time	Initials	Inlet Temperature (Deg. F)	Outlet Temperature (Deg. F)	Signal (V)	Flame Ox VFD Speed (%)	Blower VFD Speed (%)	Vacuum (Inches of H_2O)
7/20/2021	8:15	JDS	1761	1657	-	64.2	83.2	25
7/20/2021	12:31	JDS	1739	1651	-	83.3	83.0	30
7/20/2021	16:48	JDS	1759	1656	-	70.0	83.0	31
7/20/2021	System offline for O&M							
7/21/2021	10:52	JDS	1761	1656	-	71.2	83.5	30
7/21/2021	10:58	BC	1757	1656	-	70.0	83.2	35
7/21/2021	14:04	BC	1743	1652	-	80.4	82.2	30
7/21/2021	16:34	BC	1742	1651	-	54.2	82.1	30
7/22/2021	8:29	JDS	1748	1651	-	72.0	85.0	30
7/22/2021	12:19	BC	1773	1668	-	68.8	84.0	30
7/22/2021	16:46	BC	1759	1660	-	70.8	83.1	30
7/23/2021	7:43	BC	1746	1652	-	61.1	85.4	30
7/23/2021	11:44	JDS	1754	1657	-	59.6	84.1	29
7/23/2021	17:13	JDS	1759	1655	-	65.1	83.3	30
7/24/2021	7:48	JDS	1750	1655	-	62.9	85.1	32
7/24/2021	13:03	JDS	1745	1655	-	84.0	83.9	33
7/24/2021	16:02	CDR	1750	1655	-	82.6	84.9	30
7/25/2021	8:08	CDR	1749	1654	-	47.3	84.9	30
7/25/2021	13:15	KZ	1696	1608	-	40.0	83.7	30
7/25/2021	15:45	-	1701	1613	-	40.0	83.3	30
7/26/2021	7:59	BC	0:00	1656	-	75.8	83.2	30
7/26/2021	11:36	JDS	1392	1327	-	40.0	80.6	0
7/26/2021	16:22	JDS	1402	1338	-	40.0	80.2	0
7/27/2021	6:53	JDS	1401	1338	-	40.0	81.8	0
7/27/2021	12:10	JDS	1403	1342	-	40.0	80.9	0
7/27/2021	17:10	BC	1397	1334	-	40.0	80.8	0

Table 9
Summary of System One Operating Data

Colonial Pipeline Company
2020-L1-SR2448
Huntersville, North Carolina

Date	Time	Initials	Inlet Temperature (Deg. F)	Outlet Temperature (Deg. F)	Signal (V)	Flame Ox VFD Speed (%)	Blower VFD Speed (%)	Vacuum (Inches of H_2O)
7/28/2021	11:23	BC	1738	1647	-	76.5	83.7	30
7/28/2021	14:00	BC	1747	1655	-	58.8	82.6	30
7/28/2021	16:25	JDS	1748	1650	-	40.0	82.5	31
7/29/2021	8:05	BC	1582	1534	-	40.0	84.3	25
7/29/2021	11:42	JDS	1734	1638	-	40.0	83.4	29
7/29/2021	16:56	BC	1741	1647	-	40.0	83.7	29
7/30/2021	7:38	BC	1669	1587	-	40.0	83.0	26
7/30/2021	12:11	BC	1691	1603	-	40.0	83.9	28
7/30/2021	16:23	JDS	1748	1656	-	52.2	83.0	30
7/31/2021	7:40	JDS	1750	1653	-	51.2	85.6	30
7/31/2021	11:48	JDS	1727	1639	-	40.0	84.5	30
7/31/2021	15:55	CDR	1742	1645	-	40.0	83.5	30
8/1/2021	7:25	CDR	1748	1653	-	42.8	55.2	30
8/1/2021	13:20	KZ	1730	1633	-	40.0	83.2	30
8/1/2021	17:00	KZ	1729	1637	-	40.0	84.1	30
8/2/2021	7:44	JDS	1716	1629	-	40.0	86.5	30
8/2/2021	12:07	JDS	1745	1656	-	63.6	85.7	30
8/2/2021	17:08	JDS	1749	1651	-	64.4	85.0	30
8/3/2021	7:53	BC	1754	1656	5.0	63.7	87.7	30
8/3/2021	13:09	JDS	1746	1658	5.0	58.2	87.9	30
8/3/2021	16:52	JDS	1744	1650	5.0	47.7	86.1	30
8/4/2021	7:38	JDS	1751	1659	5.0	55.8	88.1	30
8/4/2021	12:29	JDS	1747	1656	5.0	46.8	82.1	30
8/4/2021	16:14	BC	1747	1554	5.0	57.2	86.5	30

Table 9
Summary of System One Operating Data

Colonial Pipeline Company
2020-L1-SR2448
Huntersville, North Carolina

Date	Time	Initials	Inlet Temperature (Deg. F)	Outlet Temperature (Deg. F)	Signal (V)	Flame Ox VFD Speed (%)	Blower VFD Speed (%)	Vacuum (Inches of H_2O)
8/5/2021	7:38	BC	1739	1646	5.0	52.7	88.2	30
8/5/2021	12:13	BC	1747	1654	5.0	68.6	86.9	30
8/5/2021	12:15	System offline for component replacement (pressure relief valve)						
8/5/2021	16:00	BC	1777	1694	5.0	96.9	61.7	30
8/5/2021	17:05	BC	1742	1651	5.0	77.0	60.1	25
8/6/2021	9:05	BC	1778	1688	5.0	88.1	63.3	30
8/6/2021	12:55	BC	1746	1657	5.0	95.4	61.8	30
8/6/2021	15:27	CDR	1741	1656	5.0	89.7	61.9	30
8/7/2021	7:36	JDS	1747	1646	5.0	89.1	63.9	30
8/7/2021	11:40	JDS	1743	1656	5.0	90.9	63.4	31
8/7/2021	15:35	CDR	1844	1747	5.0	100.0	62.9	35
8/8/2021	8:42	KZ	1790	1698	5.0	100.0	64.4	35
8/8/2021	12:36	CDR	1842	1741	5.0	100.0	63.3	35
8/8/2021	15:27	CDR	1833	1730	5.0	100.0	62.6	35
8/9/2021	6:45	MT	System offline for O&M					
8/12/2021	14:22	BC	1772	1679	5.0	74.1	66.7	30
8/12/2021	15:16	BC	1722	1624	5.0	82.4	65.9	25
8/12/2021	17:00	BC	1751	1657	5.0	66.1	65.5	25
8/13/2021	8:51	BC	1750	1656	5.0	72.5	67.3	25
8/13/2021	12:50	JDS	1741	1644	5.0	65.0	66.3	30
8/13/2021	16:32	JDS	1741	1654	5.0	95.2	62.3	30
8/14/2021	8:55	JPS	1749	1647	5.0	58.9	66.9	25
8/14/2021	12:16	CA	1745	1649	5.0	69.8	65.8	25
8/15/2021	7:32	KZ	1750	1656	5.0	69.4	67.8	25
8/15/2021	12:22	KZ	1764	1667	5.0	62.2	66.6	25
8/15/2021	15:53	KZ	1763	1669	5.0	77.6	66.3	25

Table 9
Summary of System One Operating Data

Colonial Pipeline Company
2020-L1-SR2448
Huntersville, North Carolina

Date	Time	Initials	Inlet Temperature (Deg. F)	Outlet Temperature (Deg. F)	Signal (V)	Flame Ox VFD Speed (%)	Blower VFD Speed (%)	Vacuum (Inches of H_2O)
8/16/2021	7:38	JOS	1749	1656	5.0	77.9	67.7	30
8/16/2021	11:53	JOS	1750	1657	5.0	70.3	67.1	30
8/16/2021	15:50	JOS	1741	1646	5.0	87.3	67.3	25
8/17/2021	7:34	JOS	1743	1651	5.0	80.3	68.1	25
8/17/2021	12:00	JOS	1575	1509	5.0	40.0	65.9	20
8/17/2021	17:11	JOS	1750	1653	5.0	73.9	66.4	25
8/18/2021	7:49	JOS	1746	1655	5.0	78.4	68.0	25
8/18/2021	11:27	JOS	1743	1650	5.0	81.1	67.4	25
8/18/2021	16:17	JOS	1738	1650	5.0	89.7	66.7	25
8/19/2021	7:55	BC	1740	1651	5.0	82.3	68.1	26
8/19/2021	13:01	JOS	1742	1653	5.0	89.8	66.6	25
8/19/2021	17:12	JOS	1741	1646	5.0	81.5	66.2	25
8/20/2021	8:34	JOS	1745	1653	5.0	69.7	68.1	25
8/20/2021	11:21	JOS	1749	1656	5.0	79.2	67.8	26
8/20/2021	System offline for O&M							
8/20/2021	16:42	JOS	1780	1700	5.0	40.0	65.3	22
8/21/2021	8:18	BC	1754	1655	5.0	45.6	68.0	22
8/21/2021	13:18	JOS	1754	1665	5.0	88.2	67.0	27
8/21/2021	15:27	JOS	1752	1658	5.0	76.2	66.6	27
8/22/2021	7:55	KZ	1736	1647	5.0	82.4	68.4	27
8/22/2021	12:55	KZ	1739	1652	5.0	92.4	66.9	27
8/22/2021	16:13	KZ	1735	1652	5.0	94.9	66.5	27
8/22/2021	17:05	KZ	1728	1632	5.0	79.2	65.9	25
8/23/2021	7:38	BC	1744	1654	5.0	85.0	67.9	25
8/23/2021	12:41	BC	1742	1651	5.0	71.5	66.2	25
8/23/2021	16:51	JDS	1748	1654	5.0	69.1	66.4	25

Table 9
Summary of System One Operating Data

Colonial Pipeline Company
2020-L1-SR2448
Huntersville, North Carolina

Date	Time	Initials	Inlet Temperature (Deg. F)	Outlet Temperature (Deg. F)	Signal (V)	Flame Ox VFD Speed (%)	Blower VFD Speed (%)	Vacuum (Inches of H_2O)
8/24/2021	7:26	BC	1796	1652	5.0	76.8	68.4	26
8/24/2021	12:25	JDS	1745	1652	5.0	79.9	67.4	26
8/24/2021	15:41	JDS	1743	1648	5.0	84.1	66.6	26
8/25/2021	7:33	BC	1736	1651	5.0	87.1	69.1	26
8/25/2021	12:17	BC	1556	1482	5.0	40.0	64.6	14
8/25/2021	16:09	BC	1399	1333	5.0	40.0	62.1	0
8/26/2021	7:45	BC	1408	1342	5.0	40.0	64.4	0
8/26/2021	15:30	System Restart						
8/26/2021	17:08	BC	1801	1711	5.0	64.3	67.8	26
8/26/2021	17:12	BC	1786	1679	5.0	42.1	67.8	20
8/27/2021	7:34	BC	1847	1747	5.0	55.8	70.1	28
8/27/2021	13:56	JDS	1836	1744	5.0	100.0	69.1	32
8/27/2021	16:23	JDS	1739	1640	5.0	61.8	67.5	22
8/28/2021	6:50	MT	1749	1655	5.0	65.9	68.6	20
8/28/2021	11:20	MT	1747	1653	5.0	63.1	67.7	23
8/28/2021	15:23	MT	1753	1657	5.0	59.9	68.9	23
8/29/2021	7:45	KZ	1744	1649	5.0	55.7	69.0	23
8/29/2021	12:28	KZ	1755	1659	5.0	65.4	67.2	23
8/29/2021	15:40	KZ	1743	1652	5.0	69.7	66.4	23
8/30/2021	7:45	JDS	1749	1656	5.0	66.0	69.8	23
8/30/2021	11:40	MT	1740	1654	5.0	87.5	68.4	28
8/30/2021	16:34	JDS	1748	1654	5.0	82.1	67.0	25
8/31/2021	8:31	JDS	1745	1652	5.0	72.3	69.3	25
8/31/2021	13:04	JDS	1753	1660	5.0	74.2	67.9	26
8/31/2021	15:24	System Offline (pump tie in)						
8/31/2021	16:47	JDS	1753	1670	5.0	40.0	66.9	24

Table 9
Summary of System One Operating Data

Colonial Pipeline Company
2020-L1-SR2448
Huntersville, North Carolina

Date	Time	Initials	Inlet Temperature (Deg. F)	Outlet Temperature (Deg. F)	Signal (V)	Flame Ox VFD Speed (%)	Blower VFD Speed (%)	Vacuum (Inches of H_2O)
9/1/2021	7:40	BC	1746	1650	5.0	68.5	68.3	24
9/1/2021	12:38	JDS	1754	1655	5.0	55.6	68.1	25
9/1/2021	15:56	JDS	1778	1672	5.0	68.1	67.4	25
9/2/2021	7:43	BC	1745	1650	5.0	48.5	69.8	24
9/2/2021	13:01	JDS	1754	1661	5.0	69.2	68.8	25
9/2/2021	15:56	JDS	1745	1651	5.0	69.2	69.6	30
9/3/2021	6:58	JDS	1758	1663	5.0	73.2	70.3	22
9/3/2021	10:32	System Offline (Generator Service)						
9/3/2021	11:36	JDS	1799	1714	5.0	40.0	69.6	25
9/4/2021	8:42	CA	1733	1643	5.0	62.1	70.2	24
9/4/2021	13:14	CA	1751	1658	5.0	71.8	68.7	24
9/4/2021	16:00	CA	1761	1663	5.0	65.8	68.4	24
9/5/2021	7:48	KZ	1738	1645	5.0	43.2	70.0	24
9/5/2021	12:25	KZ	1747	1656	5.0	71.6	68.5	25
9/5/2021	16:25	KZ	1742	1654	5.0	86.8	67.8	25
9/6/2021	7:55	KZ	1739	1656	5.0	90.6	69.7	25
9/6/2021	13:10	KZ	1744	1651	5.0	62.2	68.8	25
9/6/2021	15:24	KZ	1748	1655	5.0	68.7	68.4	24
9/7/2021	7:18	BC	1748	1657	5.0	68.0	70.5	24
9/7/2021	13:07	BC	1745	1656	5.0	70.6	68.5	24
9/7/2021	16:59	JDS	1747	1652	5.0	67.8	68.4	24
9/8/2021	7:00	JDS	1746	1652	5.0	74.0	69.7	25
9/8/2021	12:22	BC	1747	1651	5.0	58.1	68.9	24
9/8/2021	16:16	BC	1745	1654	5.0	76.4	68.4	24
9/9/2021	7:52	BC	1737	1645	5.0	73.2	69.5	25
9/9/2021	12:01	BC	1755	1661	5.0	74.8	69.2	25
9/9/2021	15:48	JDS	1739	1650	5.0	73.3	68.9	24

Table 9
Summary of System One Operating Data

Colonial Pipeline Company
2020-L1-SR2448
Huntersville, North Carolina

Date	Time	Initials	Inlet Temperature (Deg. F)	Outlet Temperature (Deg. F)	Signal (V)	Flame Ox VFD Speed (%)	Blower VFD Speed (%)	Vacuum (Inches of H_2O)
9/10/2021	11:00	System Offline (pump tie in)						
9/10/2021	12:48	BC	1765	1677	5.0	51.4	69.9	24
9/10/2021	16:44	BC	1744	1648	5.0	65.1	68.8	24
9/11/2021	7:31	JDS	1753	1660	5.0	58.6	71.4	24
9/11/2021	12:04	JDS	1749	1657	5.0	65.0	69.8	24
9/11/2021	16:04	JDS	1744	1650	5.0	66.7	69.4	24
9/12/2021	8:00	KZ	1743	1647	5.0	53.7	71.5	25
9/12/2021	12:00	KZ	1748	1653	5.0	54.4	69.9	25
9/12/2021	15:45	KZ	1747	1653	5.0	74.9	68.8	25
9/13/2021	7:38	BC	1742	1650	5.0	67.0	71.3	24
9/13/2021	13:35	BC	1751	1646	5.0	70.3	69.2	24
9/13/2021	15:57	JOS	1748	1653	5.0	87.9	68.7	24
9/14/2021	7:30	JOS	1743	1653	5.0	82.4	70.8	24
9/14/2021	System Offline for O&M							
9/14/2021	17:38	JOS	1755	1671	5.0	40.0	67.9	24
9/15/2021	System Offline SVE Blower Fault							
9/15/2021	8:44	BC	1557	1496	5.0	40.0	67.2	20
9/15/2021	12:25	BC	1392	1322	5.0	40.0	62.7	0
9/15/2021	15:49	JOS	1401	1344	5.0	40.0	62.7	1
9/15/2021	22:00	System Fault						
9/16/2021	7:30	System Start Up						
9/16/2021	11:10	System Offline for Generator Servicing						
9/16/2021	14:10	System Start Up						
9/16/2021	14:21	System Fault						
9/16/2021	17:30	System Start Up						
9/16/2021	17:50	BC	1692	1627	5.0	40.0	66.9	24
9/16/2021	18:44	System Fault						

Table 9
Summary of System One Operating Data

Colonial Pipeline Company
2020-L1-SR2448
Huntersville, North Carolina

Date	Time	Initials	Inlet Temperature (Deg. F)	Outlet Temperature (Deg. F)	Signal (V)	Flame Ox VFD Speed (%)	Blower VFD Speed (%)	Vacuum (Inches of H_2O)
9/17/2021	13:55	System Start Up						
9/17/2021	17:10	JDS	1687	1603	5.0	40.0	67.6	22
9/18/2021	6:55	JDS	1695	1597	5.0	40.0	39.3	24
9/18/2021	12:35	JDS	1777	1680	5.0	55.8	70.1	25
9/18/2021	16:07	JDS	1744	1654	5.0	51.0	69.2	26
9/19/2021	7:45	KZ	1746	1657	5.0	45.0	71.2	25
9/19/2021	12:59	KZ	1753	1656	5.0	48.0	69.8	25
9/19/2021	16:08	KZ	1745	1651	5.0	46.5	69.2	25
9/20/2021	7:57	BC	1748	1655	5.0	55.6	71.2	25
9/20/2021	12:47	JDS	1744	1654	5.0	48.8	70.5	26
9/20/2021	16:14	JDS	1746	1656	5.0	50.2	70.2	26
9/21/2021	8:20	BC	1744	1653	5.0	51.6	71.8	25
9/21/2021	12:53	JDS	1747	1655	5.0	51.4	71.6	26
9/21/2021	16:41	MT	1742	1654	5.0	51.5	71.7	26
9/22/2021	7:25	BC	1743	1659	5.0	48.3	71.1	26
9/22/2021	14:19	BC	1398	1338	5.0	40.0	66.1	4
9/22/2021	15:51	JDS	1405	1347	5.0	40.0	65.7	4
9/23/2021	7:31	BC	1402	1342	5.0	40.0	68.2	4
9/23/2021	13:05	BC	1402	1340	5.0	40.0	68.3	4
9/23/2021	14:00	Change Out Generator						
9/23/2021	16:50	JDS	1745	1652	5.0	56.0	70.7	25
9/24/2021	8:03	BC	1746	1653	5.0	45.8	73.1	25
9/24/2021	11:39	BC	1746	1651	5.0	54.4	72.8	28
9/24/2021	16:52	JSH	1744	1648	5.0	48.7	71.7	28
9/25/2021	8:45	JDS	177	1653	5.0	51.9	73.8	28
9/25/2021	11:54	JDS	1741	1653	5.0	58.1	72.5	28
9/25/2021	15:38	BC	1732	1651	5.0	64.1	71.7	28

Table 9
Summary of System One Operating Data

Colonial Pipeline Company
2020-L1-SR2448
Huntersville, North Carolina

Date	Time	Initials	Inlet Temperature (Deg. F)	Outlet Temperature (Deg. F)	Signal (V)	Flame Ox VFD Speed (%)	Blower VFD Speed (%)	Vacuum (Inches of H_2O)
9/26/2021	8:05	KZ	1734	1654	5.0	67.7	74.1	30
9/26/2021	12:20	KZ	1738	1655	5.0	61.0	72.2	30
9/26/2021	16:40	KZ	1732	1650	5.0	63.2	71.6	30
9/27/2021	8:16	BC	1735	1645	5.0	50.8	74.0	30
9/27/2021	12:50	BC	1746	1652	5.0	56.0	70.9	30
9/27/2021	16:15	BC	1739	1654	5.0	60.5	70.9	30
9/28/2021	8:05	BC	1739	1644	5.0	49.5	73.0	30
9/28/2021	13:59	BC	1750	1658	5.0	51.1	70.6	30
9/28/2021	16:48	BC	1745	1652	5.0	49.8	70.6	30
9/29/2021	7:32	JDS	1747	1654	5.0	51.7	73.1	29
9/29/2021	12:10	MT	1741	1654	5.0	57.7	71.5	28
9/29/2021	16:13	JDS	1745	1653	5.0	54.6	70.7	30
9/30/2021	7:34	JDS	1742	1653	5.0	55.4	73.6	30
9/30/2021	11:57	JDS	1731	1646	5.0	59.4	73.3	32
9/30/2021	15:58	JDS	1741	1653	5.0	66.8	72.6	34
10/1/2021	8:58	JDS	1739	1655	5.0	58.7	74.7	34
10/1/2021	17:03	BC	1736	1651	5.0	70.3	73.1	34
10/2/2021	7:25	MT	1727	1654	5.0	64.1	75.1	33
10/2/2021	11:09	MT	1739	1655	5.0	69.4	73.9	33
10/2/2021	15:19	MT	1742	1656	5.0	75.3	72.6	33
10/3/2021	7:42	JDS	1739	1653	5.0	67.4	74.6	33
10/3/2021	12:33	JDS	1738	1655	5.0	66.1	73.3	34
10/3/2021	15:22	JDS	1739	1649	5.0	81.9	73.1	35
10/3/2021	15:32	JDS	1466	1338	5.0	35.0	61.4	115
10/4/2021	8:00	JDS	1734	1649	5.0	78.5	74.6	38
10/4/2021	12:03	Jsh	1740	1654	5.0	69.8	74.2	38
10/4/2021	16:18	Jsh	1743	1656	5.0	76.8	73.9	38

Table 9
Summary of System One Operating Data

Colonial Pipeline Company
2020-L1-SR2448
Huntersville, North Carolina

Date	Time	Initials	Inlet Temperature (Deg. F)	Outlet Temperature (Deg. F)	Signal (V)	Flame Ox VFD Speed (%)	Blower VFD Speed (%)	Vacuum (Inches of H_2O)
10/5/2021	7:53	Jsh	1731	1647	5.0	74.0	75.5	38
10/5/2021	12:30	Jsh	1739	1657	5.0	65.0	74.4	38
10/5/2021	17:12	MT	1738	1648	5.0	71.6	73.9	35
10/6/2021	7:43	Jsh	1741	1658	5.0	76.1	75.4	38
10/6/2021	13:07	Jsh	1739	1654	5.0	79.2	74.5	38
10/6/2021	16:23	Jsh	1741	1653	5.0	76.1	74.0	36
10/7/2021	7:40	Jsh	1737	1655	5.0	69.0	75.0	37
10/7/2021	11:20	Jsh	1735	1653	5.0	68.1	75.1	37
10/7/2021	16:58	MT	1736	1653	5.0	70.3	73.5	34
10/8/2021	7:30	MT	1738	1653	5.0	5.0	75.8	75.2
10/8/2021	11:53	MT	1740	1655	5.0	72.1	73.1	34
10/8/2021	15:49	MT	1740	1656	5.0	72.4	71.3	35
10/9/2021	7:44	Jsh	1744	1654	5.0	54.4	73.2	28
10/9/2021	11:35	Jsh	1744	1656	5.0	66.9	74.9	32
10/9/2021	16:16	CDR	1738	1655	5.0	74.1	72.6	33
10/10/2021	8:21	KZ	1735	1651	5.0	63.8	75.4	34
10/10/2021	12:20	KZ	1737	1657	5.0	64.3	74.1	33
10/10/2021	15:12	KZ	1733	1649	5.0	67.3	73.4	34
10/11/2021	7:38	BC	1733	1651	5.0	64.4	75.1	34
10/11/2021	11:50	Power Failure						
10/11/2021	17:09	JDS	1740	1668	5.0	58.6	66.6	32
10/12/2021	8:07	JDS	1788	1714	5.0	40.0	69.8	32
10/12/2021	12:44	BC	1740	1657	5.0	64.1	68.0	32
10/12/2021	16:28	JDS	1736	1651	5.0	66.0	67.9	30
10/13/2021	7:53	BC	1738	1652	5.0	65.6	70.1	32
10/13/2021	11:48	BC	1738	1653	5.0	65.4	68.6	32
10/13/2021	13:17	JDS	1739	1652	5.0	68.7	68.1	32

Table 9
Summary of System One Operating Data

Colonial Pipeline Company
2020-L1-SR2448
Huntersville, North Carolina

Date	Time	Initials	Inlet Temperature (Deg. F)	Outlet Temperature (Deg. F)	Signal (V)	Flame Ox VFD Speed (%)	Blower VFD Speed (%)	Vacuum (Inches of H_2O)
10/14/2021	11:34	JDS	1757	1674	5.0	53.7	66.9	28
10/14/2021	16:58	BC	1750	1655	5.0	44.7	68.9	25
10/15/2021	7:50	BC	1752	1656	5.0	46.3	71.0	25
10/15/2021	13:13	Jsh	1747	1652	5.0	48.5	68.8	26
10/15/2021	16:51	BC	1752	1653	5.0	45.7	68.7	25
10/16/2021	7:53	BC	1751	1652	5.0	47.9	69.9	28
10/16/2021	12:24	BC	1736	1655	5.0	66.8	70.3	30
10/16/2021	15:44	BC	1741	1655	5.0	57.1	71.0	30
10/17/2021	9:06	KZ	1746	1657	5.0	54.0	73.7	30
10/17/2021	12:18	KZ	1742	1652	5.0	50.7	72.7	30
10/17/2021	16:10	KZ	1738	1648	5.0	53.5	71.9	31
10/18/2021	8:23	BC	1785	1709	5.0	51.8	76.6	34
10/18/2021	12:17	BC	1741	1655	5.0	76.8	73.3	36
10/18/2021	16:26	BC	1762	1676	5.0	83.6	73.0	38
10/19/2021	7:40	BC	1741	1657	5.0	78.7	75.1	36
10/19/2021	13:25	JDS	1742	1652	5.0	77.7	71.2	38
10/19/2021	15:27	Jsh	1743	1656	5.0	73.6	72.8	38
10/20/2021	11:38	JDS	1737	1654	5.0	66.7	74.0	38
10/20/2021	15:31	JDS	1746	1672	5.0	60.1	72.3	32
10/21/2021	7:48	JDS	1739	1655	5.0	74.2	75.3	38
10/21/2021	12:56	Jsh	1393	1395	5.0	40.0	67.1	18
10/21/2021	16:15	JDS	1738	1650	5.0	55.2	71.3	30
10/22/2021	8:38	JDS	1739	1657	5.0	62.5	73.2	32
10/22/2021	11:13	System Offline (propane tank relocation)						
10/22/2021	16:43	JDS	1735	1655	5.0	67.1	72.7	38
10/23/2021	8:14	MT	1736	1656	5.0	62.0	74.8	36
10/23/2021	11:40	MT	1738	1658	5.0	66.4	73.8	36
10/23/2021	15:24	MT	1736	1656	5.0	66.1	72.9	36

Table 9
Summary of System One Operating Data

Colonial Pipeline Company
2020-L1-SR2448
Huntersville, North Carolina

Date	Time	Initials	Inlet Temperature (Deg. F)	Outlet Temperature (Deg. F)	Signal (V)	Flame Ox VFD Speed (%)	Blower VFD Speed (%)	Vacuum (Inches of H_2O)
10/24/2021	8:04	KZ	1738	1657	5.0	64.1	75.2	36
10/24/2021	12:35	KZ	1734	1651	5.0	65.0	73.5	36
10/24/2021	15:41	KZ	1738	1652	5.0	66.3	72.8	36
10/25/2021	8:08	JDS	1752	1672	5.0	40.0	72.5	32
10/25/2021	12:50	Jsh	1744	1656	5.0	56.6	70.8	36
10/25/2021	16:37	JDS	1747	1652	5.0	52.1	70.6	32
10/26/2021	8:05	JDS	1741	1649	5.0	70.0	74.5	37
10/26/2021	13:31	Jsh	1395	1334	5.0	40.0	66.3	8
10/26/2021	16:09	JDS	1403	1345	5.0	40.0	66.3	4
10/27/2021	7:28	MT	1402	1345	5.0	40.0	68.3	4
10/27/2021	12:24	BC	1399	1338	5.0	40.0	67.2	4
10/27/2021	17:03	JDS	1400	1339	5.0	40.0	66.9	4
10/28/2021	7:26	BC	1532	1382	5.0	30.0	66.5	116
10/28/2021	12:01	JDS	1410	1340	5.0	40.0	68.7	6
10/28/2021	15:39	MT	1738	1656	5.0	65.7	62.3	37
10/29/2021	9:31	JSH	1733	1654	5.0	62.1	74.5	40
10/29/2021	15:45	Jsh	1743	1653	5.0	82.9	74.2	38
10/30/2021	7:54	BC	1727	1645	5.0	60.4	74.7	38
10/30/2021	12:33	BC	1796	1725	5.0	48.1	73.5	38
10/30/2021	15:50	BC	1744	1650	5.0	81.6	73.5	38
10/31/2021	7:55	KZ	1735	1651	5.0	54.7	74.5	38
10/31/2021	12:40	KZ	1737	1651	5.0	61.6	73.6	38
10/31/2021	16:02	KZ	1739	1653	5.0	61.3	73.3	38
10/31/2021	23:01	System Offline (oxidizer fault)						
11/1/2021	10:40	JDS	1759	1686	5.0	72.1	76.0	38
11/1/2021	15:31	MT	1738	1653	5.0	54.7	71.3	37
11/1/2021	16:05	JDS	1740	1656	5.0	55.4	71.2	36

Table 9
Summary of System One Operating Data

Colonial Pipeline Company
2020-L1-SR2448
Huntersville, North Carolina

Date	Time	Initials	Inlet Temperature (Deg. F)	Outlet Temperature (Deg. F)	Signal (V)	Flame Ox VFD Speed (%)	Blower VFD Speed (%)	Vacuum (Inches of H_2O)
11/2/2021	7:40	BC	1737	1651	5.0	58.7	72.9	36
11/2/2021	8:33	System Offline (blower maintenance)						
11/3/2021	16:04	JDS	1739	1655	5.0	55.9	71.8	34
11/4/2021	7:40	JDS	1738	1654	5.0	60.1	73.0	37
11/4/2021	12:52	JDS	1738	1656	5.0	65.1	74.1	39
11/4/2021	16:08	JDS	1738	1655	5.0	67.9	74.1	40
11/5/2021	7:36	JDS	1734	1655	5.0	63.4	79.5	42
11/5/2021	12:42	Jsh	1736	1654	5.0	68.7	78.2	42
11/6/2021	7:40	Jsh	1738	1654	5.0	56.3	79.1	42
11/6/2021	12:20	Jsh	1738	1653	5.0	67.2	78.1	42
11/6/2021	15:15	Jsh	1736	1656	5.0	68.4	77.9	42
11/7/2021	8:26	KZ	1738	1656	5.0	64.0	78.4	45
11/7/2021	13:00	KZ	1742	1655	5.0	73.9	77.5	46
11/7/2021	15:35	KZ	1740	1653	5.0	74.2	77.5	45
11/8/2021	7:42	Jsh	1736	1655	5.0	60.2	79.6	41
11/8/2021	12:32	Jsh	1727	1646	5.0	63.6	77.6	42
11/8/2021	15:51	Jsh	1735	7651	5.0	74.3	78.2	41
11/9/2021	7:37	Jsh	1737	1655	5.0	72.5	80.5	42
11/9/2021	11:33	JDS	1743	1655	5.0	54.2	78.3	52
11/9/2021	16:09	JDS	1729	1665	5.0	62.1	80.3	45
11/10/2021	7:56	Jsh	1744	1657	5.0	54.6	82.7	43
11/10/2021	11:54	JDS	1735	1653	5.0	59.1	80.9	44
11/10/2021	15:25	JDS	1740	1652	5.0	73.4	75.0	42
11/11/2021	7:58	Jsh	1733	1654	5.0	65.5	77.3	41
11/11/2021	12:22	Jsh	1729	1647	5.0	67.7	77.7	42
11/11/2021	15:50	JDS	1739	1655	5.0	72.4	78.9	42

Table 9
Summary of System One Operating Data

Colonial Pipeline Company
2020-L1-SR2448
Huntersville, North Carolina

Date	Time	Initials	Inlet Temperature (Deg. F)	Outlet Temperature (Deg. F)	Signal (V)	Flame Ox VFD Speed (%)	Blower VFD Speed (%)	Vacuum (Inches of H_2O)
11/12/2021	7:38	Jsh	1735	1652	5.0	71.3	82.9	42
11/12/2021	11:13	Jsh	1712	1633	5.0	60.9	79.7	43
11/12/2021	12:30	System Offline (pump installation)						
11/13/2021	8:54	JDS	1764	1676	5.0	80.4	81.7	44
11/13/2021	13:02	JDS	1737	1653	5.0	70.3	80.4	42
11/13/2021	16:12	JDS	1740	1651	5.0	83.1	80.1	42
11/14/2021	8:45	KZ	1748	1656	5.0	84.3	80.2	46
11/14/2021	12:52	KZ	1741	1654	5.0	77.6	77.8	47
11/14/2021	16:05	KZ	1742	1653	5.0	78.3	78.2	46
11/15/2021	7:37	JDS	1740	1653	5.0	83.1	81.1	44
11/15/2021	12:16	Jsh	1744	1655	5.0	83.8	80.0	43
11/15/2021	16:07	JDS	1744	1653	5.0	87.1	80.1	43
11/16/2021	7:44	JDS	1743	1656	5.0	80.6	80.2	44
11/16/2021	15:32	JDS	1743	1653	5.0	85.3	78.9	43
11/17/2021	8:03	JDS	1737	1651	5.0	83.3	80.1	44
11/17/2021	11:28	JDS	1750	1659	5.0	90.5	79.3	44
11/17/2021	15:43	JDS	1749	1654	5.0	91.1	79.1	43
11/18/2021	8:07	JDS	1746	1654	5.0	80.7	75.3	42
11/18/2021	12:53	JDS	1745	1652	5.0	88.7	73.5	42
11/18/2021	16:12	MT	1746	1653	5.0	88.4	73.9	40
11/19/2021	8:25	JDS	1748	1652	5.0	42.7	75.1	38
11/19/2021	8:30	System Offline (Generator Service)						
11/19/2021	16:09	JDS	1728	1654	5.0	65.4	76.4	50
11/20/2021	10:00	CSM	1738	1653	5.0	79.4	80.5	39
11/20/2021	12:37	CSM	1739	1655	5.0	80.7	79.4	39
11/20/2021	16:05	CSM	1739	1653	5.0	81.8	79.3	39

Table 9
Summary of System One Operating Data

Colonial Pipeline Company
2020-L1-SR2448
Huntersville, North Carolina

Date	Time	Initials	Inlet Temperature (Deg. F)	Outlet Temperature (Deg. F)	Signal (V)	Flame Ox VFD Speed (%)	Blower VFD Speed (%)	Vacuum (Inches of H_2O)
11/21/2021	8:40	KZ	1740	1658	5.0	75.9	81.0	46
11/21/2021	12:12	KZ	1742	1656	5.0	82.4	79.2	45
11/21/2021	15:50	KZ	1743	1656	5.0	80.9	78.8	45
11/22/2021	7:30	VH	1743	1654	5.0	87.0	79.2	42
11/22/2021	13:12	JDS	1744	1655	5.0	81.6	78.2	42
11/22/2021	16:08	MT	1746	1656	5.0	88.1	78.5	42
11/23/2021	7:35	BC	1735	1650	5.0	79.3	81.0	42
11/23/2021	11:57	JDS	1740	1655	5.0	72.5	79.1	42
11/23/2021	15:46	JDS	1738	1654	5.0	75.3	79.9	42
11/24/2021	7:48	Jsh	1740	1657	5.0	64.0	84.7	62
11/24/2021	11:31	JDS	1737	1653	5.0	82.8	80.7	43
11/24/2021	15:40	JDS	1742	1656	5.0	82.1	80.5	40
11/25/2021	7:34	JDS	1733	1649	5.0	74.8	82.3	42
11/25/2021	12:33	JDS	1745	1652	5.0	93.5	80.4	42
11/25/2021	15:51	JDS	1743	1654	5.0	77.9	77.5	44
11/26/2021	7:48	JDS	1745	1657	5.0	79.6	78.3	42
11/26/2021	11:17	JDS	1745	1656	5.0	81.6	77.5	44
11/26/2021	15:36	JDS	1742	1655	5.0	83.1	78.0	45
11/27/2021	7:49	JDS	1735	1652	5.0	72.8	80.4	46
11/27/2021	12:14	JDS	1745	1652	5.0	85.1	78.4	46
11/27/2021	15:19	JDS	1742	1653	5.0	84.6	78.4	47
11/28/2021	8:10	KZ	1742	1655	5.0	74.8	80.2	50
11/28/2021	12:10	KZ	1745	1656	5.0	79.5	78.0	50
11/28/2021	16:10	KZ	1744	1657	5.0	77.9	78.3	50
11/29/2021	7:37	BC	1739	1652	5.0	76.4	80.1	48
11/29/2021	14:55	MT	1407	1374	5.0	40.0	64.3	11
11/29/2021	16:14	BC	1403	1347	5.0	40.0	63.5	10

Table 9
Summary of System One Operating Data

Colonial Pipeline Company
2020-L1-SR2448
Huntersville, North Carolina

Date	Time	Initials	Inlet Temperature (Deg. F)	Outlet Temperature (Deg. F)	Signal (V)	Flame Ox VFD Speed (%)	Blower VFD Speed (%)	Vacuum (Inches of H_2O)
11/30/2021	7:21	BC	1399	1341	5.0	40.0	65.6	10
11/30/2021	14:21	BC	1404	1342	5.0	40.0	63.0	10
11/30/2021	17:13	BC	1786	1693	5.0	47.2	72.1	60
12/1/2021	8:34	Jsh	1757	1654	5.0	47.4	76.2	66
12/1/2021	12:56	JDS	1742	1655	5.0	67.4	70.6	41
12/1/2021	16:02	JDS	1749	1655	5.0	89.4	79.0	49
12/2/2021	7:59	JDS	1736	1653	5.0	72.5	79.2	48
12/2/2021	11:17	JDS	1736	1648	5.0	74.8	78.8	48
12/2/2021	16:06	JDS	1742	1653	5.0	75.8	78.4	48
12/3/2021	8:25	JDS	1736	1649	5.0	74.3	78.2	48
12/3/2021	13:04	JDS	1742	1653	5.0	76.2	75.0	47
12/3/2021	15:09	JDS	1742	1661	5.0	70.7	82.1	34
12/4/2021	7:38	JDS	1731	1655	5.0	70.8	85.3	34
12/4/2021	12:04	JDS	1741	1658	5.0	80.1	83.7	38
12/4/2021	15:33	JDS	1743	1652	5.0	89.9	80.9	42
12/5/2021	7:45	KZ	1741	1655	5.0	82.2	82.4	44
12/5/2021	12:35	KZ	1743	1658	5.0	84.0	81.1	44
12/5/2021	15:58	KZ	1739	1652	5.0	78.1	81.1	44
12/6/2021	8:07	JDS	1737	1651	5.0	75.0	81.4	43
12/6/2021	12:03	JDS	1748	1656	5.0	92.6	80.7	44
12/6/2021	16:06	KZ	1744	1652	5.0	92.9	80.5	46
12/7/2021	8:21	Jsh	1741	1658	5.0	78.1	82.8	41
12/7/2021	12:52	JDS	1739	1654	5.0	76.1	81.5	42
12/7/2021	15:55	JDS	1739	1652	5.0	82.1	79.4	44
12/8/2021	8:14	JDS	1745	1653	5.0	83.6	80.0	45
12/8/2021	12:08	JDS	1778	1694	5.0	44.0	78.4	42
12/8/2021	16:18	JDS	1734	1650	5.0	55.2	77.9	42

Table 9
Summary of System One Operating Data

Colonial Pipeline Company
2020-L1-SR2448
Huntersville, North Carolina

Date	Time	Initials	Inlet Temperature (Deg. F)	Outlet Temperature (Deg. F)	Signal (V)	Flame Ox VFD Speed (%)	Blower VFD Speed (%)	Vacuum (Inches of H_2O)
12/9/2021	7:18	BC	1431	1319	5.0	30.0	71.8	125
12/9/2021	7:30	BC	1730	1648	5.0	67.3	81.6	42
12/9/2021	12:58	JDS	1739	1656	5.0	64.9	79.7	44
12/9/2021	15:58	JDS	1733	1650	5.0	66.8	80.1	45
12/10/2021	7:30	BC	1737	1653	5.0	75.4	81.7	44
12/10/2021	13:18	JDS	1743	1657	5.0	71.6	81.0	45
12/10/2021	16:50	BC	1734	1651	5.0	69.9	81.3	45
12/11/2021	7:26	MT	1736	1651	5.0	74.3	80.2	46
12/11/2021	11:45	MT	1744	1656	5.0	78.4	81.7	45
12/11/2021	15:17	MT	1740	1654	5.0	82.7	79.2	44
12/12/2021	8:07	KZ	1743	1658	5.0	73.5	82.2	48
12/12/2021	12:40	KZ	1731	1649	5.0	67.6	81.0	48
12/12/2021	15:45	KZ	1740	1656	5.0	75.6	81.5	47
12/13/2021	7:30	BC	1738	1654	5.0	72.7	83.8	44
12/13/2021	11:49	JDS	1739	1654	5.0	81.0	81.5	42
12/13/2021	16:39	JDS	1,741	1,653	5.0	78.8	83.6	44
12/14/2021	7:25	BC	1,735	1,650	5.0	74.6	85.4	44
12/14/2021	12:21	BC	1,739	1,652	5.0	85.1	83.2	44
12/14/2021	15:40	CSM	1,742	1,652	5.0	79.2	83.4	44
12/15/2021	7:21	BC	1,731	1,650	5.0	73.1	85.7	42
12/15/2021	12:40	JDS	1,740	1,653	5.0	75.1	83.6	44
12/15/2021	15:40	BC	1,741	1,656	5.0	75.1	83.5	44
12/15/2021	6:30	System Offline (Restert at 07:00)						
12/16/2021	7:28	MT	1,696	1,618	5.0	40	82.7	30
12/16/2021	13:26	BC	1,733	1,652	5.0	61.4	79.8	36
12/16/2021	15:45	JDS	1,743	1,651	5.0	57.8	80.6	40

Table 9
Summary of System One Operating Data

Colonial Pipeline Company
2020-L1-SR2448
Huntersville, North Carolina

Date	Time	Initials	Inlet Temperature (Deg. F)	Outlet Temperature (Deg. F)	Signal (V)	Flame Ox VFD Speed (%)	Blower VFD Speed (%)	Vacuum (Inches of H_2O)
12/17/2021	7:30	BC	1,730	1,646	5.0	69.1	82.1	40
12/17/2021	12:11	JDS	1,727	1,646	5.0	66.7	81	42
12/17/2021	15:57	JDS	1,741	1,652	5.0	57.1	80	39
12/18/2021	7:28	JDS	1,735	1,655	5.0	69.1	82.1	42
12/18/2021	11:52	JDS	1,743	1,656	5.0	80	81.7	44
12/18/2021	15:12	JDS	1,739	1,653	5.0	70.9	81.8	48
12/19/2021	8:20	Kz	1,737	1,652	5.0	71.1	82.3	50
12/19/2021	13:45	Kz	1,738	1,658	5.0	71.5	82.6	50
12/19/2021	16:18	Kz	1,734	1,652	5.0	63.9	82.8	51
12/20/2021	7:22	JDS	1,738	1,655	5.0	71.9	85.6	50
12/20/2021	13:11	JDS	1,738	1,652	5.0	75.3	83.2	48
12/20/2021	15:50	JDS	1,741	1,655	5.0	68.7	83.4	48
12/21/2021	7:25	BC	1,736	1,653	5.0	72.6	84.8	48
12/21/2021	11:37	BC	1,738	1,653	5.0	74.6	83.5	48
12/21/2021	17:14	JDS	1,755	1,682	5.0	68.8	82.1	42
12/22/2021	7:20	BC	1,731	1,650	5.0	72.2	83.2	44
12/22/2021	11:20	JDS	1,731	1,649	5.0	68.1	82.3	48
12/22/2021	16:09	JDS	1,735	1,654	5.0	69	82.1	46
12/23/2021	7:22	MT	1,743	1,655	5.0	53	82.6	61
12/23/2021	12:34	BC	1,727	1,645	5.0	65.7	82.7	46
12/23/2021	12:54	BC	1,441	1,313	5.0	23	80.3	140
12/23/2021	15:49	JDS	1,752	1,659	5.0	100	83.2	46
12/24/2021	8:02	Vjh	1,738	1,653	5.0	74.1	80	40
12/24/2021	13:05	VJH	1,737	1,651	5.0	81.6	78.3	40
12/24/2021	14:35	VJH	1,740	1,638	5.0	79.1	78.2	39
12/25/2021	8:19	VJH	1,738	1,656	5.0	72	78.4	40
12/25/2021	12:26	VJH	1,741	1,655	5.0	76.2	76.8	43
12/25/2021	14:40	VJH	1,740	1,654	5.0	75.8	76.7	39

Table 9
Summary of System One Operating Data

Colonial Pipeline Company
2020-L1-SR2448
Huntersville, North Carolina

Date	Time	Initials	Inlet Temperature (Deg. F)	Outlet Temperature (Deg. F)	Signal (V)	Flame Ox VFD Speed (%)	Blower VFD Speed (%)	Vacuum (Inches of H_2O)
12/26/2021	7:25	Jsh	1,737	1,653	5.0	69.5	78.3	40
12/26/2021	11:00	Jsh	1,748	1,655	5.0	77.1	77.5	38
12/26/2021	14:40	Jsh	1,741	1,655	5.0	90.5	76.6	37
12/27/2021	7:50	JDS	1,730	1,652	5.0	62.1	78.6	36
12/27/2021	11:55	JDS	1,408	1,349	5.0	40	72.5	15
12/27/2021	15:23	MT	1,401	1,341	5.0	40	72.2	19
12/28/2021	7:19	JDS	1,402	1,335	5.0	40	73	15
12/28/2021	12:38	VJH	1,396	1,337	5.0	40	72.4	18
12/28/2021	16:02	JDS	1,801	1,700	5.0	100	78.8	38
12/29/2021	7:27	JDS	1,749	1,656	5.0	57.3	76.1	30
12/29/2021	11:51	JDS	1,758	1,667	5.0	86.4	81.1	40
12/29/2021	15:36	JDS	1,752	1,661	5.0	82.9	81.4	40
12/30/2021	7:54	JDS	1,743	1,660	5.0	71	81.9	38
12/30/2021	12:57	CSM	1,770	1,677	5.0	100	81.8	40
12/30/2021	15:45	JDS	1,754	1,688	5.0	58.8	77.9	28
12/31/2021	7:14	Jsh	1,745	1,652	5.0	56.8	80.2	32
12/31/2021	8:42	Jsh	1,473	1,343	5.0	23	80.4	140
12/31/2021	11:35	Jsh	1,736	1,653	5.0	60.9	80.6	35
12/31/2021	15:09	Jsh	1,734	1,652	5.0	72	80	37
1/1/2022	8:34	Jsh	1,741	1,656	5.0	76.4	79.9	38
1/1/2022	11:43	Jsh	1,737	1,652	5.0	74.2	78.9	37
1/1/2022	14:20	Jsh	1,737	1,654	5.0	73.2	78.5	36
1/2/2022	8:40	KZ	1,750	1,660	5.0	86.1	80.5	40
1/2/2022	12:15	KZ	1,743	1,661	5.0	80.6	80	39
1/2/2022	16:10	KZ	1,737	1,656	5.0	74.9	80.4	39

Table 9
Summary of System One Operating Data

Colonial Pipeline Company
2020-L1-SR2448
Huntersville, North Carolina

Date	Time	Initials	Inlet Temperature (Deg. F)	Outlet Temperature (Deg. F)	Signal (V)	Flame Ox VFD Speed (%)	Blower VFD Speed (%)	Vacuum (Inches of H_2O)
1/3/2022	7:22	JDS	1,733	1,652	5.0	76.3	81.3	38
1/3/2022	7:26	VJH	1,680	1,510	5.0	23	81	140
1/3/2022	11:14	JDS	1,758	1,675	5.0	84.4	83.1	43
1/3/2022	16:16	JDS	1,747	1,661	5.0	81.3	82.9	42
1/4/2022	7:35	JDS	1,739	1,656	5.0	81.9	85.8	44
1/4/2022	13:01	JDS	1,744	1,653	5.0	90.6	82.9	44
1/4/2022	15:14	Jsh	1,735	1,651	5.0	78.1	82.7	42
1/5/2022	7:25	BC	1,732	1,647	5.0	76.9	83.4	41
1/5/2022	12:08	JDS	1,741	1,654	5.0	86.5	81.9	41
1/5/2022	15:23	Jsh	1,740	1,654	5.0	78.6	81.5	41
1/6/2022	7:29	Jsh	1,735	1,653	5.0	72.6	83.3	38
1/6/2022	7:35	JDS	1,748	1,667	5.0	79.4	83.7	41
1/6/2022	12:20	BC	1,689	1,616	5.0	40.8	117.2	95
1/6/2022	16:28	BC	1,731	1,644	5.0	57	87.4	48
1/7/2022	7:25	BC	1,728	1,652	5.0	69.2	88.9	42
1/7/2022	12:07	MT	1,642	1,553	5.0	40	98.2	114
1/7/2022	15:43	JDS	1,741	1,661	5.0	72.4	86.7	45
1/8/2022	7:30	JDS	1,730	1,653	5.0	67.6	90	48
1/8/2022	12:28	JDS	1,740	1,654	5.0	91.1	88.9	48
1/8/2022	15:30	JDS	1,749	1,661	5.0	81.9	81.9	46
1/9/2022	7:38	KZ	1,740	1,654	5.0	83.4	78.8	46
1/9/2022	12:08	KZ	1,750	1,660	5.0	94.1	77.7	47
1/9/2022	15:30	KZ	1,747	1,656	5.0	89.2	77.2	46
1/10/2022	7:30	BC	1,734	1,654	5.0	72.7	80.6	42
1/10/2022	12:39	JDS	1,739	1,652	5.0	78.8	77.7	44
1/10/2022	15:46	JDS	1,739	1,652	5.0	81.1	78.1	47

Table 9
Summary of System One Operating Data

Colonial Pipeline Company
2020-L1-SR2448
Huntersville, North Carolina

Date	Time	Initials	Inlet Temperature (Deg. F)	Outlet Temperature (Deg. F)	Signal (V)	Flame Ox VFD Speed (%)	Blower VFD Speed (%)	Vacuum (Inches of H_2O)
1/11/2022	7:33	BC	1,732	1,651	5.0	66.2	79.6	40
1/11/2022	12:50	Kz	1,732	1,649	5.0	74.9	76.7	39
1/11/2022	15:43	JDS	1,740	1,659	5.0	80	77.2	38
1/12/2022	7:52	JDS	1,740	1,657	5.0	71.7	80.7	46
1/12/2022	11:58	BC	1,750	1,656	5.00	95.7	77.8	46
1/12/2022	13:30	JDS	1,743	1,653	5.00	89.3	76.3	40
1/12/2022	15:34	JDS	1,725	1,640	5.00	79.6	76.3	38
1/13/2022	7:35	BC	1,733	1,649	5.00	71.4	80	48
1/13/2022	12:26	JDS	1,746	1,655	5.00	89.7	76	38
1/13/2022	15:42	JDS	1,772	1,685	5.00	97	76	40
1/14/2022	7:26	BC	1,732	1,651	5.00	68	76.9	36
1/14/2022	11:48	JDS	1,740	1,655	5.00	75.3	77.8	52
1/14/2022	14:55	MT	1,739	1,655	5.00	77.4	75.5	39
1/15/2022	7:31	MT	1,729	1,649	5.00	67.2	78.1	37
1/15/2022	12:20	BC	1,733	1,653	5.00	69	77.1	40
1/15/2022	16:05	BC	1,731	1,650	5.00	68.4	77	38
1/16/2022	System down due to winter storm							
1/17/2022	System down due to winter storm							
1/18/2022	12:45	BC	1,732	1,653	5.00	95.2	78.8	38
1/18/2022	15:34	MT	1,741	1,658	5.00	81	77.6	36
1/19/2022	7:30	BC	1,727	1,650	5.00	61.2	80.2	50
1/19/2022	15:12	BC	1,718	1,647	5.00	58.5	76.8	38
1/19/2022	16:33	BC	1,738	1,654	5.00	55	76.3	38
1/20/2022	7:50	BC	1,698	1,661	5.00	49.4	79.5	38
1/20/2022	12:02	BC	1,735	1,650	5.00	58.5	76.5	38
1/20/2022	16:04	MT	1,740	1,650	5.00	54.2	76.9	38

Table 9
Summary of System One Operating Data

Colonial Pipeline Company
2020-L1-SR2448
Huntersville, North Carolina

Date	Time	Initials	Inlet Temperature (Deg. F)	Outlet Temperature (Deg. F)	Signal (V)	Flame Ox VFD Speed (%)	Blower VFD Speed (%)	Vacuum (Inches of H_2O)
1/21/2022	11:35	BC	1,718	1,659	5.00	67.3	80.1	38
1/21/2022	12:15	BC	1,717	1,649	5.00	66.1	78.7	38
1/21/2022	16:05	CSM	1,737	1,658	5.00	61	77.9	38
1/22/2022	8:47	MT	1,755	1,675	5.00	55.1	81.9	39
1/22/2022	12:09	MT	1,737	1,655	5.00	71.6	75.3	45
1/22/2022	15:00	MT	1,736	1,653	5.00	84.9	77.7	37
1/23/2022	10:30	CSM	1,736	1,650	5.00	70	77.1	37
1/23/2022	13:00	CSM	1,737	1,651	5.00	70.8	76.2	37
1/23/2022	15:40	CSM	1,733	1,654	5.00	63	77.1	36
1/24/2022	8:24	JDS	1,733	1,655	5.00	65	80.3	18
1/24/2022	11:49	JDS	1,738	1,652	5.00	81.3	76.9	40
1/24/2022	16:28	BC	1,725	1,638	5.00	77.3	76.3	40
1/25/2022	7:21	JDS	1,738	1,656	5.00	71.6	77.8	40
1/25/2022	12:38	JDS	1,741	1,655	5.00	82.9	76.4	40
1/25/2022	16:14	JDS	1,739	1,653	5.00	76.6	76.7	41
1/26/2022	7:21	JDS	1,734	1,653	5.00	72.8	82.8	41
1/26/2022	11:41	JDS	1,407	1,349	5.00	40	76	17
1/26/2022	15:37	JDS	1,404	1,344	5.00	30	75.7	16
1/27/2022	7:25	JDS	1,408	1,348	5.00	30	68.7	14
1/27/2022	12:05	JDS	1,407	1,344	5.00	30	66.5	14
1/27/2022	16:02	JDS	1,405	1,343	5.00	30	65.8	14
1/28/2022	7:30	BC	1,401	1,338	5.00	30	67.7	14
1/28/2022	System down due to winter storm							
1/29/2022	System down due to winter storm							
1/29/2022	16:32	JDS	1,645	1,576	5.00	40	70	36
1/30/2022	8:30	Kz	1,580	1,516	5.00	40	83.3	34
1/30/2022	11:23	Kz	1,739	1,661	5.00	64.1	82.2	36
1/30/2022	15:30	Kz	1,735	1,656	5.00	70	81.1	36

Table 9
Summary of System One Operating Data

Colonial Pipeline Company
2020-L1-SR2448
Huntersville, North Carolina

Date	Time	Initials	Inlet Temperature (Deg. F)	Outlet Temperature (Deg. F)	Signal (V)	Flame Ox VFD Speed (%)	Blower VFD Speed (%)	Vacuum (Inches of H_2O)
1/31/2022	7:24	BC	1,736	1,651	5.00	53	84.3	40
1/31/2022	13:02	JDS	1,733	1,654	5.00	73.3	81.1	37
1/31/2022	15:31	JDS	1,739	1,653	5.00	93.8	82.7	42
2/1/2022	7:19	JDS	1,739	1,653	5.00	56.1	85.1	46
2/1/2022	12:18	JDS	1,735	1,654	5.00	78.2	83	42
2/1/2022	16:58	CSM	1,736	1,651	5.00	82.5	83.1	40
2/2/2022	7:18	JDS	1,745	1,656	5.00	46.7	87	40
2/2/2022	11:16	JDS	1,737	1,652	5.00	84.2	84.2	43
2/2/2022	16:12	JDS	1,740	1,657	5.00	85.2	83.4	43
2/3/2022	7:41	BC	1,731	1,648	5.00	80.5	84.4	42
2/3/2022	12:36	JDS	1,736	1,658	5.00	87.2	83.7	42
2/3/2022	16:27	BC	1,733	1,653	5.00	75.2	83.4	42
2/4/2022	7:32	BC	1,745	1,658	5.00	100	82.4	42
2/4/2022	12:10	BC	1,736	1,649	5.00	88.3	82.5	42
2/4/2022	15:45	CSM	1,742	1,654	5.00	88.8	82.2	42
2/5/2022	7:32	MT	1,730	1,651	5.00	65.5	84.9	41
2/5/2022	10:51	MT	1,733	1,655	5.00	73.9	84.3	42
2/5/2022	15:26	MT	1,731	1,653	5.00	66.7	83.1	41
2/6/2022	8:46	Kz	1,733	1,656	5.00	61.1	86.5	45
2/6/2022	13:15	Kz	1,734	1,652	5.00	78.2	83.4	43
2/6/2022	15:45	Kz	1,734	1,658	5.00	74.2	83.5	43
2/7/2022	7:25	BC	1,731	1,649	5.00	80.2	84.2	42
2/7/2022	11:50	Rdc	1,736	1,653	5.00	80.7	84.5	42
2/7/2022	17:00	BC	1,724	1,647	5.00	70.4	83.8	42
2/8/2022	7:25	BC	1,727	1,649	5.00	73.7	84.9	42
2/8/2022	12:50	Jfo	1,741	1,653	5.00	78.2	82.6	40
2/8/2022	16:58	JDS	1,740	1,656	5.00	59.7	83.4	44

Table 9
Summary of System One Operating Data

Colonial Pipeline Company
2020-L1-SR2448
Huntersville, North Carolina

Date	Time	Initials	Inlet Temperature (Deg. F)	Outlet Temperature (Deg. F)	Signal (V)	Flame Ox VFD Speed (%)	Blower VFD Speed (%)	Vacuum (Inches of H_2O)
2/9/2022	7:36	JDS	1,737	1,656	5.00	58.6	85.4	41
2/9/2022	12:40	BC	1,738	1,659	5.00	84.2	82.4	42
2/10/2022	7:42	JDS	1,736	1,656	5.00	65.4	84.9	42
2/10/2022	12:02	JDS	1,740	1,656	5.00	80.3	82.4	42
2/10/2022	16:06	Jfo	1,735	1,651	5.00	84	82.3	41
2/11/2022	7:38	JDS	1,731	1,656	5.00	66.9	85	42
2/11/2022	12:18	Jfo	1,742	1,659	5.00	83.2	82.1	41
2/11/2022	15:25	Jfo	1,737	1,654	5.00	82.4	82.2	41
2/12/2022	8:35	VJH	1,734	1,652	5.00	74.7	84	41
2/12/2022	12:09	VJH	1,741	1,656	5.00	85.5	82.1	41
2/12/2022	15:13	VJH	1,734	1,652	5.00	83	82.1	41
2/13/2022	8:14	Kz	1,737	1,656	5.00	77.6	84	44
2/13/2022	12:38	Kz	1,735	1,656	5.00	79.2	83.6	44
2/13/2022	16:00	Kz	1,735	1,652	5.00	77.2	84	44
2/14/2022	7:39	JDS	1,730	1,653	5.0	64.6	86.4	44
2/14/2022	13:08	Rdc	1,743	1,661	5.0	80.5	83.5	42
2/14/2022	16:43	JDS	1,752	1,683	5.0	66.8	80.6	38
2/15/2022	10:05	JDS	System offline for O&M					
2/15/2022	12:05	JDS	1,732	1,654	5.0	58.4	72.1	32
2/15/2022	16:01	Rdc	1,730	1,651	5.0	67.7	82.2	37
2/16/2022	7:50	JDS	1,734	1,658	5.0	69.7	85.6	42
2/16/2022	13:07	JDS	1,743	1,660	5.0	93.9	83.1	43
2/16/2022	16:07	JDS	1,730	1,649	5.0	77.5	82.3	41
2/17/2022	7:16	JDS	1,737	1,655	5.0	80.4	83.2	41
2/17/2022	12:40	JDS	1,737	1,648	5.0	92.4	81.5	40
2/17/2022	15:47	JDS	1,735	1,651	5.0	86.7	83.6	40

Table 9
Summary of System One Operating Data

Colonial Pipeline Company
2020-L1-SR2448
Huntersville, North Carolina

Date	Time	Initials	Inlet Temperature (Deg. F)	Outlet Temperature (Deg. F)	Signal (V)	Flame Ox VFD Speed (%)	Blower VFD Speed (%)	Vacuum (Inches of H_2O)
2/18/2022	8:14	JDS	1,740	1,659	5.0	84.9	84.2	38
2/18/2022	12:24	Jfo	1,735	1,654	5.0	80.3	83.3	38
2/18/2022	15:51	BC	1,738	1,654	5.0	78.3	83.6	38
2/19/2022	8:11	JDS	1,731	1,652	5.0	66.6	87.2	40
2/19/2022	13:31	JDS	1,738	1,653	5.0	82.6	80.7	40
2/19/2022	15:56	JDS	1,771	1,682	5.0	100	80.7	38
2/20/2022	8:15	KZ	1,733	1,655	5.0	68.3	84.5	40
2/20/2022	13:15	KZ	1,734	1,655	5.0	74	80.9	40
2/20/2022	15:40	KZ	1,734	1,654	5.0	72.8	81.3	40
2/21/2022	System Offline							
2/22/2022	7:32	JDS	1,730	1,651	5.0	67	81.3	39
2/22/2022	11:58	JDS	1,743	1,656	5.0	84.1	81.4	41
2/22/2022	15:52	Jfo	1,737	1,653	5.0	86	80.4	40
2/23/2022	7:24	JDS	1,739	1,653	5.0	88	81	40
2/23/2022	12:19	JDS	1,729	1,650	5.0	70.1	81.3	40
2/23/2022	16:23	JDS	1,405	1,349	5.0	30	75.4	20
2/24/2022	7:31	Jfo	1,401	1,347	5.0	30	56.1	10
2/24/2022	11:57	BC	1,402	1,328	5.0	30	56.2	10
2/24/2022	16:22	BC	1,401	1,336	5.0	30	56.2	10
2/25/2022	7:35	JDS	1,695	1,598	5.0	30	83.6	36
2/25/2022	12:07	JDS	1,749	1,658	5.0	40.2	82.6	34
2/25/2022	15:37	JDS	1,739	1,652	5.0	59.2	82.6	40
2/26/2022	8:02	Jsh	1,745	1,655	5.0	49	85.3	40
2/26/2022	11:09	Jsh	1,741	1,656	5.0	50.5	84.6	40
2/26/2022	15:06	Jsh	1,742	1,653	5.0	50.5	84	40
2/27/2022	7:35	Kz	1,745	1,656	5.0	55	85.1	44
2/27/2022	12:10	Kz	1,740	1,655	5.0	59.1	86.2	44
2/27/2022	15:50	Kz	1,744	1,653	5.0	53.6	84.9	45

Table 9
Summary of System One Operating Data

Colonial Pipeline Company
2020-L1-SR2448
Huntersville, North Carolina

Date	Time	Initials	Inlet Temperature (Deg. F)	Outlet Temperature (Deg. F)	Signal (V)	Flame Ox VFD Speed (%)	Blower VFD Speed (%)	Vacuum (Inches of H_2O)
2/28/2022	7:25	BC	1,460	1,329	5.0	23	82.1	70
2/28/2022	13:14	JDS	1,738	1,656	5.0	59.6	83.3	42
2/28/2022	15:14	Jsh	1,736	1,654	5.0	58.6	86.3	42
3/1/2022	7:32	JDS	1,738	1,654	5.0	53.7	88.8	42
3/1/2022	12:42	JDS	1,739	1,652	5.0	60.6	85.6	44
3/1/2022	15:43	JDS	1,739	1,660	5.0	63.7	85.5	43
3/2/2022	7:42	BC	1,735	1,650	5.0	58.1	88.2	42
3/2/2022	11:29	JDS	1,736	1,654	5.0	63.7	85.7	44
3/2/2022	16:25	CSM	1,730	1,652	5.0	68.5	85.2	44
3/2/2022	16:57	BC	1,735	1,652	5.0	65.6	82.5	36
3/3/2022	8:44	Jfo	1,744	1,654	5.0	49.1	86	38
3/3/2022	12:47	Jfo	1,743	1,652	5.0	56.2	82.9	38
3/3/2022	16:03	JDS	1,740	1,656	5.0	54	82.5	38
3/4/2022	7:35	JDS	1,738	1,653	5.0	56.1	88	43
3/4/2022	12:35	MT	1,737	1,652	5.0	56.6	86.3	43
3/4/2022	15:45	BC	1,743	1,660	5.0	53.2	88	40
3/5/2022	7:48	BC	1,737	1,652	5.0	45.8	87.8	40
3/5/2022	12:30	BC	1,740	1,652	5.0	57.6	85.1	40
3/5/2022	15:38	BC	1,743	1,653	5.0	56.2	84.5	40
3/6/2022	7:48	Kz	1,739	1,653	5.0	56.2	86.4	43
3/6/2022	13:15	Kz	1,744	1,656	5.0	66.7	84.7	42
3/6/2022	15:45	Kz	1,741	1,650	5.0	62.7	84.2	41
3/7/2022	7:38	BC	1,738	1,652	5.0	57.5	85.6	41
3/7/2022	12:47	BC	1,736	1,650	5.0	64.4	83.6	40
3/7/2022	15:49	Jsh	1,737	1,648	5.0	59.7	83.6	40
3/8/2022	7:19	JDS	1,739	1,654	5.0	54.4	86.7	40
3/8/2022	12:45	JDS	1,742	1,655	5.0	61.7	85.5	42
3/8/2022	15:48	JDS	1,743	1,657	5.0	54.7	86	42

Table 9
Summary of System One Operating Data

Colonial Pipeline Company
2020-L1-SR2448
Huntersville, North Carolina

Date	Time	Initials	Inlet Temperature (Deg. F)	Outlet Temperature (Deg. F)	Signal (V)	Flame Ox VFD Speed (%)	Blower VFD Speed (%)	Vacuum (Inches of H_2O)
3/9/2022	7:18	JDS	1,732	1,646	5.0	56.7	87.3	44
3/9/2022	11:11	JDS	1,731	1,652	5.0	70	86.9	44
3/9/2022	15:24	MT	1,733	1,653	5.0	59.2	86.6	44
3/9/2022	15:42	VJH	1,731	1,651	5.0	61.2	86.5	42
3/10/2022	7:30	CSM	1,724	1,646	5.0	61.6	88	42
3/10/2022	12:06	JDS	1,737	1,658	5.0	75.8	88.1	44
3/10/2022	15:15	Jsh	1,735	1,655	5.0	72.6	87.4	45
3/11/2022	7:29	JDS	1,730	1,650	5.0	75.8	89.1	46
3/11/2022	11:15	JDS	1,739	1,659	5.0	83.7	86	46
3/11/2022	15:26	JDS	1,734	1,654	5.0	76.8	86.1	45
3/12/2022	8:33	JDS	1,735	1,657	5.0	69.1	86.8	46
3/12/2022	12:53	JDS	1,734	1,657	5.0	60.2	86.9	46
3/12/2022	15:07	JDS	1,727	1,651	5.0	58.4	86.7	46

Notes:
Deg. F - Degrees Fahrenheit
Flame Ox - Flame Oxidation Unit
O&M - Operation and Maintenance
VFD - Variable Frequency Drive
% - Percent
V- Voltage
H_2O - Water

Table 10
Summary of System Two Operating Data

Colonial Pipeline Company
2020-L1-SR2448
Huntersville, North Carolina

Date	Time	Initials	Inlet Temperature (Deg. F)	Outlet Temperature (Deg. F)	Signal (V)	Flame Ox (Hz)	Flame Ox VFD Speed (%)	Blower VFD Speed (%)	Vacuum (Inches of H_2O)	Vacuum (Inches of Hg)
10/4/2020	Initial start-up and system tuning									
To										
10/18/2020										
10/19/2020	System Operational									
To										
12/23/2020										
12/24/2020	System Offline for O&M									
12/25/2020										
12/26/2020										
12/27/2020	System Operational									
To										
1/20/2021										
1/21/2021	System Offline for O&M									
1/22/2021										
1/23/2021	System Operational									
To										
1/30/2021										
1/31/2021	System Offline for monthly gauging									
2/1/2021										
2/2/2021										
2/3/2021	System Operational									
To										
2/22/2021										
2/23/2021	System Offline for O&M									
2/24/2021	System Operational									
To										
3/2/2021										
3/3/2021	System Offline for monthly gauging									
3/4/2021										
3/5/2021										

Table 10
Summary of System Two Operating Data

Colonial Pipeline Company
2020-L1-SR2448
Huntersville, North Carolina

Date	Time	Initials	Inlet Temperature (Deg. F)	Outlet Temperature (Deg. F)	Signal (V)	Flame Ox (Hz)	Flame Ox VFD Speed (%)	Blower VFD Speed (%)	Vacuum (Inches of H_2O)	Vacuum (Inches of Hg)
3/6/2021	System Operational									
To										
3/26/2021										
3/27/2021	System Offline for component replacement (Catalytic Oxidizer with FlameOx)									
To										
5/11/2021										
5/12/2021	System Operational									
5/13/2021										
5/14/2021	System Offline 24 hours for pump optimization									
5/15/2021										
5/16/2021	System Operational									
To										
5/24/2021										
5/25/2021	System Offline for monthly gauging									
5/26/2021										
5/27/2021										
5/28/2021	System Operational									
To										
6/7/2021										
6/8/2021	System Offline 32 hours for pump optimization									
6/9/2021										
6/10/2021	System Operational									
To										
6/14/2021										
6/15/2021	System Offline 17 hours for pump optimization and piping modifications									
6/15/2021	6:50	JPS	1524	1383	-	-	NM	48.3	-	6
6/15/2021	System Offline 1.5 hours for O&M									
6/15/2021	16:20	JPS	1406	1310	-	-	NM	NM	-	5.5
6/15/2021	16:28	JPS	1410	1317	-	-	NM	57.9	-	6.5
6/16/2021	6:45	JPS	1395	1304	-	-	NM	58.8	-	6.5
6/16/2021	13:20	JPS	1395	1312	-	-	NM	58.8	-	6.5

Table 10
Summary of System Two Operating Data

Colonial Pipeline Company
2020-L1-SR2448
Huntersville, North Carolina

Date	Time	Initials	Inlet Temperature (Deg. F)	Outlet Temperature (Deg. F)	Signal (V)	Flame Ox (Hz)	Flame Ox VFD Speed (%)	Blower VFD Speed (%)	Vacuum (Inches of H_2O)	Vacuum (Inches of Hg)
6/17/2021	7:55	JPS	1400	1303	-	-	NM	59.0	-	7
6/17/2021	13:55	JPS	1397	1300	-	-	NM	59.0	-	7
6/17/2021	17:21	JPS	1393	1303	-	-	NM	59.0	-	7
6/18/2021	8:52	JPS	1400	1307	-	-	NM	71.0	-	8.5
6/18/2021	11:00	MT	1395	1308	-	-	NM	68.8	-	8.5
6/18/2021	15:15	MT	1393	1301	-	-	NM	69.8	-	8.5
6/19/2021	7:05	MT	1401	1306	-	-	NM	70.5	-	8.8
6/19/2021	13:00	MT	1393	1302	-	-	NM	69.9	-	8.8
6/19/2021	15:30	MT	1398	1309	-	-	NM	69.1	-	8.5
6/20/2021	10:10	KZ	1393	1300	-	-	NM	70.7	-	9
6/20/2021	16:48	KZ	1397	1304	-	-	NM	70.1	-	9
6/20/2021	System Offline 4.25 hours for O&M									
6/21/2021	16:00	BC	1480	1616	-	-	NM	65.8	-	8.5
6/21/2021	System Offline 0.5 hour for O&M									
6/21/2021	18:40	JPS	1424	1345	-	-	NM	65.8	-	8
6/22/2021	9:00	BC	1651	1518	-	-	NM	65.9	-	8
6/23/2021	12:30	BC	1842	1640	-	-	NM	65.8	-	7
6/23/2021	16:45	BC	1691	1516	-	-	NM	65.9	-	7
6/23/2021	System Offline 1.25 hours for O&M									
6/23/2021	19:25	JPS	1700	1586	-	-	NM	27.8	-	7.5
6/24/2021	8:24	BC	1747	1581	-	-	NM	65.9	-	7
6/24/2021	17:20	BC	1683	1542	-	-	NM	65.8	-	7
6/25/2021	9:40	BC	1638	1503	-	-	NM	65.8	-	7
6/25/2021	13:15	BC	1419	1330	-	-	NM	50.5	-	8
6/25/2021	15:44	BC	1564	1456	-	-	NM	52.0	-	6
6/25/2021	16:58	BC	1472	1364	-	-	NM	52.0	-	6
6/26/2021	9:45	BC	1425	1336	-	-	NM	52.1	-	6
6/26/2021	10:23	BC	1454	1370	-	-	NM	64.1	-	7.5
6/26/2021	14:32	BC	1517	1408	-	-	NM	65.6	-	8
6/26/2021	16:32	BC	1564	1456	-	-	NM	65.6	-	8

Table 10
Summary of System Two Operating Data

Colonial Pipeline Company
2020-L1-SR2448
Huntersville, North Carolina

Date	Time	Initials	Inlet Temperature (Deg. F)	Outlet Temperature (Deg. F)	Signal (V)	Flame Ox (Hz)	Flame Ox VFD Speed (%)	Blower VFD Speed (%)	Vacuum (Inches of H_2O)	Vacuum (Inches of Hg)
6/27/2021	10:56	BC	1515	1409	-	-	NM	65.5	-	8
6/27/2021	17:15	BC	1573	1460	-	-	NM	65.1	-	8
6/28/2021	9:48	BC	1514	1398	-	-	NM	65.2	-	8
6/28/2021	16:05	BC	1552	1431	-	-	NM	65.1	-	8
6/28/2021	17:39	BC	1567	1455	-	-	NM	65.2	-	8
6/29/2021	11:12	BC	1502	1396	-	-	NM	65.2	-	8
6/29/2021	16:32	BC	1507	1399	-	-	NM	65.1	-	8
6/30/2021	8:43	BC	1599	1469	-	-	NM	65.1	-	8
7/1/2021	17:35	BC	1558	1442	-	-	NM	65.1	-	8
7/2/2021	8:35	MT	1556	1445	-	-	NM	66.7	-	8
7/2/2021	11:46	JS	1529	1413	-	-	NM	67.2	-	8
7/2/2021	15:33	JS	1518	1395	-	-	NM	71.0	-	8
7/3/2021	8:30	MT	1571	1453	-	-	NM	68.9	-	8
7/3/2021	14:55	MT	1549	1421	-	-	NM	69.1	-	8.5
7/4/2021	8:55	KZ	1588	1469	-	-	NM	70.0	-	8.5
7/4/2021	16:20	KZ	1571	1453	-	-	NM	68.4	-	8.25
7/6/2021	8:20	JS	1700	1526	-	-	NM	69.9	-	8.25
7/6/2021	8:29	CA	1697	1548	-	-	NM	69.8	-	8.25
7/6/2021	10:55	JDS	1692	1533	-	-	35	67.3	-	8.2
7/6/2021	12:34	JDS	1709	1542	-	-	35	66.7	-	8.1
7/6/2021	16:00	JDS	1700	1524	-	-	35	66.7	-	8.1
7/7/2021	8:25	JDS	1703	1527	-	-	35	68.1	-	8.1
7/7/2021	13:33	JDS	1709	1533	-	-	35	67.9	-	8.1
7/8/2021	6:47	JDS	1749	1650	-	-	35	70.6	-	8.8
7/8/2021	8:45	BC	1755	1563	-	-	35	70.7	-	8.8
7/8/2021	11:54	JDS	1708	1525	-	-	35	72.7	-	8.8
7/8/2021	16:06	JDS	1702	1524	-	-	35	67.3	-	8.1
7/9/2021	8:27	BC	1704	1516	-	-	35	68.8	-	8
7/9/2021	11:57	BC	1736	1539	-	-	35	68.9	-	8
7/9/2021	17:14	JDS	1709	1525	-	-	35	68.4	-	8.4

Table 10
Summary of System Two Operating Data

Colonial Pipeline Company
2020-L1-SR2448
Huntersville, North Carolina

Date	Time	Initials	Inlet Temperature (Deg. F)	Outlet Temperature (Deg. F)	Signal (V)	Flame Ox (Hz)	Flame Ox VFD Speed (%)	Blower VFD Speed (%)	Vacuum (Inches of H_2O)	Vacuum (Inches of Hg)
7/10/2021	6:45	JDS	1703	1526	-	-	35	68.8	-	8.1
7/10/2021	System Offline 4 hours for O&M									
7/10/2021	13:15	BC	1694	1539	-	-	35	59.8	-	7
7/10/2021	14:35	BC	1696	1519	-	-	35	59.8	-	8
7/10/2021	16:18	JDS	1707	1531	-	-	35	67.3	-	8
7/11/2021	6:45	MT	1693	1529	-	-	35	68.4	-	8.2
7/11/2021	15:20	MT	1703	1527	-	-	35	68.1	-	8
7/12/2021	7:55	JDS	1701	1515	-	-	35	68.6	-	8.2
7/12/2021	13:00	BC	1706	1532	-	-	35	68.7	-	8.2
7/12/2021	15:10	BC	1709	1529	-	-	35	67.0	-	8
7/12/2021	16:33	JDS	1697	1527	-	-	35	67.5	-	8.1
7/13/2021	9:07	BC	1705	1530	-	-	35	68.0	-	8.1
7/13/2021	13:50	JDS	1400	1301	-	-	35	26.0	-	0
7/14/2021	9:10	BC	1391	1288	-	-	35	28.4	-	0
7/14/2021	13:30	BC	1399	1299	-	-	35	28.4	-	0
7/14/2021	17:15	JDS	1410	1304	-	-	35	32.6	-	1
7/14/2021	System Offline 19 hours for O&M									
7/15/2021	13:35	BC	1710	1528	-	-	35	40.9	-	4
7/15/2021	System Offline 0.5 hour for O&M									
7/15/2021	16:42	BC	1617	1449	-	-	35	45.2	-	5
7/16/2021	8:27	BC	1524	1347	-	-	35	44.6	-	5
7/16/2021	13:10	BC	1618	1457	-	-	35	41.5	-	5
7/16/2021	16:53	BC	1553	1404	-	-	35	42.1	-	5
7/17/2021	11:30	KZ	1598	1443	-	-	35	41.4	-	5
7/17/2021	15:30	KZ	1598	1418	-	-	35	41.0	-	5
7/18/2021	9:28	KZ	1539	1377	-	-	35	43.5	-	5
7/18/2021	13:30	KZ	1451	1295	-	-	35	43.3	-	5
7/18/2021	13:45	KZ	1528	1389	-	-	35	43.3	-	6
7/18/2021	16:50	KZ	1701	1515	-	-	35	49.9	-	6

Table 10
Summary of System Two Operating Data

Colonial Pipeline Company
2020-L1-SR2448
Huntersville, North Carolina

Date	Time	Initials	Inlet Temperature (Deg. F)	Outlet Temperature (Deg. F)	Signal (V)	Flame Ox (Hz)	Flame Ox VFD Speed (%)	Blower VFD Speed (%)	Vacuum (Inches of H_2O)	Vacuum (Inches of Hg)
7/19/2021	6:57	BC	1704	1516	-	-	35	50.6	-	5.5
7/19/2021	11:20	BC	1522	1373	-	-	35	51.2	-	5.5
7/19/2021	System Offline 9.5 hours for O&M									
7/20/2021	8:27	JDS	1693	1534	-	-	35	51.2	-	5.5
7/20/2021	12:24	JDS	1648	1486	-	-	35	49.1	-	6
7/20/2021	16:40	JDS	1646	1482	-	-	35	49.7	-	6
7/21/2021	10:47	BC	1669	1480	-	-	35	49.7	-	6
7/21/2021	14:00	BC	1687	1519	-	-	35	49.8	-	6
7/21/2021	17:04	BC	1690	1516	-	-	35	49.7	-	6
7/22/2021	6:59	BC	1674	1510	-	-	35	50.8	-	6
7/22/2021	12:30	JDS	1689	1526	-	-	35	48.2	-	5.8
7/22/2021	17:05	JDS	1690	1519	-	-	35	48.8	-	5.8
7/23/2021	7:56	BC	1650	1484	-	-	35	49.6	-	5.8
7/23/2021	10:40	BC	1658	1509	-	-	35	48.5	-	5.8
7/23/2021	16:31	JDS	1679	1511	-	-	35	47.9	-	5.8
7/24/2021	8:04	JDS	1699	1517	-	-	35	48.3	-	5.8
7/24/2021	13:17	JDS	1695	1515	-	-	35	48.4	-	5.8
7/24/2021	16:17	CDR	1739	1546	-	-	35	48.0	-	5.6
7/25/2021	8:44	CDR	1701	1496	-	-	35	43.9	-	7.6
7/25/2021	13:20	KZ	1660	1495	-	-	35	48.3	-	6
7/25/2021	16:01	KZ	1694	1523	-	-	35	48.0	-	6
7/26/2021	7:33	BC	1663	1492	-	-	35	49.1	-	5.8
7/26/2021	12:55	JDS	1516	1358	-	-	35	49.1	-	6
7/26/2021	16:14	JDS	1478	1348	-	-	35	49.8	-	6
7/27/2021	6:47	JDS	1436	1309	-	-	35	51.6	-	6
7/27/2021	12:38	JDS	1400	1274	-	-	35	30.1	-	5.2
7/27/2021	System Offline 1 hour for O&M									
7/27/2021	17:03	BC	1402	1317	-	-	35	48.9	-	5.5

Table 10
Summary of System Two Operating Data

Colonial Pipeline Company
2020-L1-SR2448
Huntersville, North Carolina

Date	Time	Initials	Inlet Temperature (Deg. F)	Outlet Temperature (Deg. F)	Signal (V)	Flame Ox (Hz)	Flame Ox VFD Speed (%)	Blower VFD Speed (%)	Vacuum (Inches of H_2O)	Vacuum (Inches of Hg)
7/28/2021	7:57	JOS	1397	1321	-	-	65	50.0	-	5.8
7/28/2021	13:58	BC	1558	1415	-	-	35	47.0	-	6
7/28/2021	16:17	JOS	1582	1428	-	-	35	47.4	-	5.8
7/29/2021	7:50	BC	1549	1400	-	-	35	48.6	-	5.5
7/29/2021	11:36	JOS	1603	1436	-	-	35	47.5	-	5.5
7/29/2021	17:06	BC	1593	1437	-	-	35	47.2	-	5.5
7/30/2021	8:08	BC	1563	1410	-	-	35	48.1	-	5.5
7/30/2021	12:07	BC	1599	1443	-	-	35	48.2	-	5.5
7/30/2021	16:17	JOS	1663	1490	-	-	35	47.1	-	5.5
7/31/2021	7:31	JOS	1625	1472	-	-	35	48.7	-	5.8
7/31/2021	11:41	JOS	1598	1452	-	-	35	47.7	-	5.7
7/31/2021	16:01	CDR	1603	1441	-	-	35	47.2	-	5.7
8/1/2021	7:34	CDR	1576	1430	-	-	35	48.4	-	7.1
8/1/2021	13:40	KZ	1643	1478	-	-	35	46.9	-	5.5
8/1/2021	16:55	KZ	1621	1462	-	-	35	47.5	-	5.5
8/2/2021	8:08	JOS	1625	1770	-	-	35	48.8	-	5.5
8/2/2021	12:08	JOS	1617	1468	-	-	35	47.7	-	5.6
8/2/2021	17:01	JOS	1603	1454	-	-	35	47.5	-	5.5
8/3/2021	7:47	BC	1564	1420	5.0	21.3	35	48.8	-	5.5
8/3/2021	13:00	JOS	1530	1400	5.0	22.9	35	48.6	-	5.7
8/3/2021	16:45	JOS	1542	1404	5.0	22.9	35	47.8	-	6.1
8/4/2021	7:39	JOS	1531	1400	5.0	22.9	35	49.0	-	6.2
8/4/2021	12:30	JOS	1537	1401	5.0	22.9	35	48.4	-	6.15
8/4/2021	16:53	BC	1507	1357	5.0	-	35	47.8	83	-
8/5/2021	8:08	BC	1496	1363	5.0	-	35	48.8	86	-
8/5/2021	14:25	BC	1530	1382	5.0	-	35	47.4	86	-
8/5/2021	17:02	BC	1542	1396	5.0	-	35	47.2	84	-
8/6/2021	9:01	BC	1476	1351	5.0	-	35	48.4	85	-
8/6/2021	15:41	CDR	1395	1275	5.0	-	35	39.8	-	7.5

Table 10
Summary of System Two Operating Data

Colonial Pipeline Company
2020-L1-SR2448
Huntersville, North Carolina

Date	Time	Initials	Inlet Temperature (Deg. F)	Outlet Temperature (Deg. F)	Signal (V)	Flame Ox (Hz)	Flame Ox VFD Speed (%)	Blower VFD Speed (%)	Vacuum (Inches of H_2O)	Vacuum (Inches of Hg)
8/7/2021	7:26	JOS	1432	1323	5.0	-	35	41.0	59	-
8/7/2021	11:46	JOS	1451	1330	5.0	-	35	40.4	63	-
8/7/2021	16:22	CDR	1465	1305	5.0	-	35	39.9	-	6
8/8/2021	9:17	CDR	1517	1397	5.0	-	35	40.9	-	7.5
8/8/2021	13:10	KZ	1454	1334	5.0	-	35	39.6	64	4.8
8/8/2021	16:00	CDR	1465	1327	5.0	-	35	39.6	-	7.3
8/9/2021	9:20	JOS	1438	1313	5.0	-	35	40.5	66	-
8/9/2021	11:30	JOS	1435	1285	5.0	-	35	39.7	62	-
8/9/2021	16:08	JOS	1447	1312	5.0	-	35	39.9	63	-
8/10/2021	8:05	BC	1434	1313	5.0	-	35	46.9	73	-
8/10/2021	11:31	JOS	1466	1337	5.0	-	35	45.8	78	-
8/10/2021	16:15	CDR	1497	1369	5.0	-	35	45.5	74	-
8/11/2021	9:33	BC	1468	1337	5.0	-	35	46.3	76	-
8/11/2021	12:59	JOS	1459	1340	5.0	-	35	45.8	78	-
8/11/2021	17:09	JOS	1500	1367	5.0	-	35	45.5	78	-
8/12/2021	6:56	JOS	1452	1327	5.0	-	35	46.8	78	-
8/12/2021	14:40	BC	1478	1330	5.0	-	35	47.1	76	-
8/12/2021	17:07	BC	1481	1329	5.0	-	35	47.2	76	-
8/13/2021	8:37	BC	1397	1273	5.0	-	35	46.9	78	-
8/13/2021	12:29	JOS	1401	1283	5.0	-	35	46.1	78	-
8/13/2021	16:30	BC	1401	1276	5.0	-	35	46.2	78	-
8/14/2021	8:50	JPS	1496	1359	5.0	-	35	46.5	78	-
8/14/2021	12:33	CA	1501	1380	5.0	-	35	45.6	74	-
8/15/2021	7:50	KZ	1481	1366	5.0	-	35	46.9	74	-
8/15/2021	12:26	KZ	1486	1360	5.0	-	35	46.0	71	-
8/16/2021	7:38	BC	1492	1364	5.0	-	35	46.8	76	-
8/16/2021	13:35	JOS	1491	1365	5.0	-	35	45.9	76	-
8/16/2021	15:41	JOS	1511	1361	5.0	-	35	46.4	74	-
8/17/2021	7:23	JOS	1479	1361	5.0	-	35	46.8	78	-
8/17/2021	17:03	JOS	1487	1366	5.0	-	35	46.4	78	-

Table 10
Summary of System Two Operating Data

Colonial Pipeline Company
2020-L1-SR2448
Huntersville, North Carolina

Date	Time	Initials	Inlet Temperature (Deg. F)	Outlet Temperature (Deg. F)	Signal (V)	Flame Ox (Hz)	Flame Ox VFD Speed (%)	Blower VFD Speed (%)	Vacuum (Inches of H_2O)	Vacuum (Inches of Hg)
8/18/2021	8:04	JOS	1491	1356	5.0	-	35	47.9	78	-
8/18/2021	System Offline 0.5 hour for O&M									
8/18/2021	11:20	JOS	1448	1310	5.0	-	35	46.6	78	-
8/18/2021	16:41	BC	1478	1337	5.0	-	35	55.8	98	-
8/19/2021	7:48	BC	1446	1322	5.0	-	35	57.3	103	-
8/19/2021	12:52	JOS	1486	1357	5.0	-	35	55.4	100	-
8/19/2021	17:14	JOS	1476	1346	5.0	-	35	63.0	110	-
8/20/2021	8:25	JOS	1450	1337	5.0	-	35	64.5	118	-
8/20/2021	11:14	JOS	1470	1348	5.0	-	35	63.9	112	-
8/20/2021	17:05	BC	1490	1356	5.0	-	35	63.0	120	-
8/21/2021	8:14	BC	1503	1377	5.0	-	35	64.8	94	-
8/21/2021	13:23	JOS	1527	1392	5.0	-	35	63.0	114	-
8/21/2021	15:36	JOS	1540	1397	5.0	-	35	63.2	116	-
8/22/2021	8:10	KZ	1471	1346	5.0	-	35	64.5	116	-
8/22/2021	13:10	KZ	1506	1379	5.0	-	35	63.0	116	-
8/22/2021	16:52	KZ	1508	1376	5.0	-	35	63.0	116	-
8/23/2021	7:32	BC	1604	1446	5.0	-	35	64.8	116	-
8/23/2021	12:31	BC	1515	1378	5.0	-	35	62.7	116	-
8/23/2021	16:28	JDS	1511	1380	-	-	35	63.1	116	-
8/23/2021	17:28	JDS	1511	1380	-	-	35	63.1	116	-
8/24/2021	8:21	BC	1564	1417	5.0	-	35	64.7	116	-
8/24/2021	12:15	BC	1530	1386	5.0	-	35	62.8	118	-
8/24/2021	15:29	JDS	1511	1380	5.0	-	35	62.6	114	-
8/25/2021	7:57	BC	1612	1454	5.0	-	35	64.8	118	-
8/25/2021	12:26	BC	1391	1272	5.0	-	35	75.0	0	-
8/25/2021	16:18	BC	1401	1284	5.0	-	35	40.2	56	-
8/26/2021	7:49	BC	1399	1299	5.0	-	35	41.5	58	-
8/26/2021	13:25	MT	1592	1446	5.0	-	35	59.8	108	-
8/26/2021	17:00	BC	1563	1400	5.0	-	35	59.9	105	-

Table 10
Summary of System Two Operating Data

Colonial Pipeline Company
2020-L1-SR2448
Huntersville, North Carolina

Date	Time	Initials	Inlet Temperature (Deg. F)	Outlet Temperature (Deg. F)	Signal (V)	Flame Ox (Hz)	Flame Ox VFD Speed (%)	Blower VFD Speed (%)	Vacuum (Inches of H_2O)	Vacuum (Inches of Hg)
8/27/2021	7:44	BC	1637	1438	5.0	-	35	61.7	110	-
8/27/2021	14:40	JDS	1545	1402	5.0	-	35	60.0	114	-
8/27/2021	16:23	JDS	1539	1387	5.0	-	35	60.0	108	-
8/28/2021	8:24	MT	1610	1455	5.0	-	35	61.6	113	-
8/28/2021	11:50	MT	1580	1456	5.0	-	35	60.3	112	-
8/28/2021	16:09	MT	1579	1431	5.0	-	35	61.2	112	-
8/29/2021	8:00	KZ	1523	1379	5.0	-	35	61.9	108	-
8/29/2021	12:40	KZ	1534	1398	5.0	-	35	59.9	110	-
8/29/2021	16:19	KZ	1535	1399	5.0	-	35	59.6	110	-
8/30/2021	7:57	JDS	1497	1366	5.0	-	35	61.6	108	-
8/30/2021	11:50	MT	1503	1354	5.0	-	35	59.6	108	-
8/30/2021	16:34	JDS	1520	1375	5.0	-	35	59.9	108	-
8/31/2021	8:40	JDS	1486	1360	5.0	-	35	61.0	108	-
8/31/2021	12:53	JDS	1498	1375	5.0	-	35	59.5	106	-
8/31/2021	16:56	JDS	1518	1388	5.0	-	35	59.8	106	-
9/1/2021	7:57	BC	1484	1349	5.0	-	35	60.8	106	-
9/1/2021	12:30	JDS	1463	1334	5.0	-	35	60.3	108	-
9/1/2021	15:58	JDS	1488	1352	5.0	-	35	60.0	105	-
9/2/2021	7:21	BC	1476	1344	5.0	-	35	61.9	108	-
9/2/2021	13:05	JDS	1468	1345	5.0	-	35	60.2	106	-
9/2/2021	15:56	JDS	1476	1352	5.0	-	35	60.2	108	-
9/3/2021	7:57	JDS	1699	1538	5.0	-	35	62.6	110	-
9/3/2021	9:58	System Offline (generator service)								-
9/3/2021	13:04	JDS	1397	1308	5.0	-	65	59.7	105	-
9/4/2021	8:30	CA	1674	1515	5.0	-	35	59.8	110	-
9/4/2021	12:40	CA	1469	1372	5.0	-	35	59.8	107	-
9/4/2021	16:05	CA	1484	1360	5.0	-	35	59.9	108	-
9/5/2021	8:00	KZ	1630	1478	5.0	-	35	61.7	112	-
9/5/2021	12:35	KZ	1517	1381	5.0	-	35	59.6	108	-
9/5/2021	16:54	KZ	1480	1337	5.0	-	35	59.7	108	-

Table 10
Summary of System Two Operating Data

Colonial Pipeline Company
2020-L1-SR2448
Huntersville, North Carolina

Date	Time	Initials	Inlet Temperature (Deg. F)	Outlet Temperature (Deg. F)	Signal (V)	Flame Ox (Hz)	Flame Ox VFD Speed (%)	Blower VFD Speed (%)	Vacuum (Inches of H_2O)	Vacuum (Inches of Hg)
9/6/2021	8:12	KZ	1441	1327	5.0	-	35	60.9	110	-
9/6/2021	13:25	KZ	1450	1334	5.0	-	35	60.2	108	-
9/6/2021	16:01	KZ	1450	1332	5.0	-	35	59.8	106	-
9/7/2021	8:32	BC	1571	1425	5.0	-	35	61.5	110	-
9/7/2021	13:35	BC	1477	1347	5.0	-	35	57.8	106	-
9/7/2021	16:58	JDS	1457	1335	5.0	-	35	58.3	102	-
9/8/2021	6:52	JDS	1408	1296	5.0	-	35	59.2	103	-
9/8/2021	12:27	BC	1463	1330	5.0	-	35	58.4	104	-
9/8/2021	16:00	BC	1487	1346	5.0	-	35	58.3	102	-
9/9/2021	8:15	BC	1448	1323	5.0	-	35	59.3	104	-
9/9/2021	12:04	BC	1482	1356	5.0	-	35	57.3	104	-
9/9/2021	15:48	JDS	1472	1350	5.0	-	35	57.4	100	-
9/10/2021	7:24	BC	1589	1440	5.0	-	35	59.5	100	-
9/10/2021	12:57	BC	1458	1331	5.0	-	35	57.7	104	-
9/10/2021	16:40	BC	1476	1336	5.0	-	35	57.6	98	-
9/11/2021	7:23	JDS	1516	1391	5.0	-	35	59.6	102	-
9/11/2021	11:54	JDS	1460	1334	5.0	-	35	57.7	102	-
9/11/2021	15:55	JDS	1456	1338	5.0	-	35	57.7	102	-
9/12/2021	8:10	KZ	1496	1374	5.0	-	35	59.6	102	-
9/12/2021	12:20	KZ	1457	1335	5.0	-	35	57.5	106	-
9/12/2021	16:35	KZ	1472	1347	5.0	-	35	57.3	99	-
9/13/2021	7:25	BC	1468	1346	5.0	-	35	59.1	100	-
9/13/2021	13:33	BC	1458	1328	5.0	-	35	57.2	105	-
9/13/2021	15:51	JDS	1465	1336	5.0	-	35	57.1	101	-
9/14/2021	7:48	BC	1459	1337	5.0	-	35	59.0	100	-
9/14/2021	14:21	JDS	1442	1321	5.0	-	35	57.0	102	-
9/14/2021	16:52	BC	1460	1332	5.0	-	35	57.2	106	-
9/15/2021	7:25	BC	1477	1350	5.0	-	35	58.8	102	-
9/15/2021	13:21	BC	1412	1227	5.0	-	35	49.6	84	-
9/15/2021	15:31	JDS	1395	1288	5.0	-	35	49.4	82	-
9/15/2021	15:31	System Maintenance								-

Table 10
Summary of System Two Operating Data

Colonial Pipeline Company
2020-L1-SR2448
Huntersville, North Carolina

Date	Time	Initials	Inlet Temperature (Deg. F)	Outlet Temperature (Deg. F)	Signal (V)	Flame Ox (Hz)	Flame Ox VFD Speed (%)	Blower VFD Speed (%)	Vacuum (Inches of H_2O)	Vacuum (Inches of Hg)
9/16/2021	7:50	BC	1400	1290	5.0	-	35	47.0	70	-
9/16/2021	11:46	BC	1400	1294	5.0	-	35	46.6	70	-
9/16/2021	12:15	System Offline (generator service)								-
9/16/2021	16:19	JDS	1430	1316	5.0	-	35	55.9	98	-
9/17/2021	12:51	JDS	1403	1296	5.0	-	35	57.1	100	-
9/17/2021	17:01	JDS	1486	1365	5.0	-	35	58.1	102	-
9/18/2021	6:52	JDS	1465	1346	5.0	-	35	59.4	102	-
9/18/2021	12:20	JDS	1455	1324	5.0	-	35	57.9	102	-
9/18/2021	16:45	JDS	1455	1324	5.0	-	35	58.1	101	-
9/19/2021	8:00	KZ	1484	1365	5.0	-	35	60.2	104	-
9/19/2021	13:08	KZ	1483	1362	5.0	-	35	58.4	105	-
9/19/2021	16:40	KZ	1481	1353	5.0	-	35	58.6	100	-
9/20/2021	8:15	BC	1468	1341	5.0	-	35	80.1	105	-
9/20/2021	12:39	JDS	1451	1337	5.0	-	35	59.0	102	-
9/20/2021	16:05	JDS	1456	1332	5.0	-	35	58.8	104	-
9/21/2021	8:13	BC	1451	1325	5.0	-	35	60.1	104	-
9/21/2021	12:56	JDS	1429	1321	5.0	-	35	60.0	104	-
9/21/2021	17:08	MT	1449	1336	5.0	-	35	60.2	105	-
9/22/2021	7:07	BC	-	-	-	-	-	-	-	-
9/22/2021	9:00	System Offline								
9/22/2021	14:00	System Offline								
9/22/2021	14:28	BC	1394	1317	5.0	-	35	39.1	45	-
9/22/2021	15:40	JDS	1402	1303	5.0	-	35	47.8	70	-
9/23/2021	7:24	BC	1402	1293	5.0	-	35	49.5	75	-
9/23/2021	13:08	BC	1409	1301	5.0	-	35	48.1	78	-
9/23/2021	16:17	JDS	1494	1367	5.0	-	35	58.4	102	-
9/24/2021	7:53	BC	1697	1532	5.0	-	35	61.0	108	-
9/24/2021	11:42	BC	1522	1388	5.0	-	35	60.5	110	-
9/24/2021	16:47	JDS	1388	1283	5.0	-	35	61.1	108	-

Table 10
Summary of System Two Operating Data

Colonial Pipeline Company
2020-L1-SR2448
Huntersville, North Carolina

Date	Time	Initials	Inlet Temperature (Deg. F)	Outlet Temperature (Deg. F)	Signal (V)	Flame Ox (Hz)	Flame Ox VFD Speed (%)	Blower VFD Speed (%)	Vacuum (Inches of H_2O)	Vacuum (Inches of Hg)
9/25/2021	12:25	JDS	1541	1403	5.0	-	35	60.2	106	-
9/25/2021	15:12	BC	1512	1353	5.0	-	35	60.1	106	-
9/26/2021	8:25	KZ	1606	1466	5.0	-	35	61.4	110	-
9/26/2021	21:05	KZ	1529	1404	5.0	-	35	59.9	108	-
9/26/2021	17:20	KZ	1532	1400	5.0	-	35	60.3	106	-
9/27/2021	7:49	BC	1691	1527	5.0	-	35	62.4	108	-
9/27/2021	12:43	BC	1561	1394	5.0	-	35	59.8	104	-
9/27/2021	16:00	BC	1525	1385	5.0	-	35	59.7	106	-
9/28/2021	8:00	BC	1548	1410	5.0	-	35	61.5	108	-
9/28/2021	13:50	BC	1498	1364	5.0	-	35	59.3	106	-
9/28/2021	16:52	BC	1516	1376	5.0	-	35	59.5	106	-
9/29/2021	7:39	JDS	1489	1367	5.0	-	35	61.6	93	-
9/29/2021	11:59	MT	1470	1349	5.0	-	35	59.5	108	-
9/29/2021	16:49	JDS	1473	1348	5.0	-	35	59.5	106	-
9/30/2021	12:05	JDS	1412	1307	5.0	-	35	62.8	110	-
9/30/2021	15:53	JDS	1453	1339	5.0	-	35	61.2	115	-
10/1/2021	8:45	JDS	1460	1347	5.0	-	35	63.4	112	-
10/1/2021	16:57	JDS	1483	1360	5.0	-	35	62.0	108	-
10/2/2021	8:18	MT	1447	1327	5.0	-	35	63.5	113	-
10/2/2021	11:26	MT	1421	1304	5.0	-	35	62.1	109	-
10/2/2021	15:00	MT	1446	1326	5.0	-	35	61.3	108	-
10/3/2021	7:55	JDS	1450	1335	5.0	-	35	63	115	-
10/3/2021	12:05	JDS	1455	1332	5.0	-	35	61.5	114	-
10/3/2021	15:32	JDS	1466	1338	5.0		35	61.4	115	
10/4/2021	8:05	JDS	1464	1347	5.0	-	35	62.3	115	-
10/4/2021	12:03	JDS	1435	1322	5.0	-	35	61.7	115	-
10/4/2021	16:40	BC	1446	1314	5.0	-	35	61.7	108	-
10/5/2021	8:50	Jsh	1428	1318	5.0	-	35	62.4	110	-
10/5/2021	12:35	Jsh	1421	1315	5.0	-	35	61.6	114	-
10/5/2021	17:02	MT	1455	1333	5.0	-	35	61.4	106	-

Table 10
Summary of System Two Operating Data

Colonial Pipeline Company
2020-L1-SR2448
Huntersville, North Carolina

Date	Time	Initials	Inlet Temperature (Deg. F)	Outlet Temperature (Deg. F)	Signal (V)	Flame Ox (Hz)	Flame Ox VFD Speed (%)	Blower VFD Speed (%)	Vacuum (Inches of H_2O)	Vacuum (Inches of Hg)
10/6/2021	7:24	Jsh	1433	1319	5.0	-	35	63	106	-
10/6/2021	13:12	Jsh	1413	1302	5.0	-	35	61.5	112	-
10/6/2021	16:32	Jsh	1469	1349	5.0	-	35	62.3	110	-
10/7/2021	7:34	Jsh	1439	1331	5.0	-	35	63.1	111	-
10/7/2021	11:47	Jsh	1431	1319	5.0	-	35	62.8	110	-
10/7/2021	16:52	MT	1442	1331	5.0	-	35	63.1	113	-
10/8/2021	7:25	MT	1438	1329	5.0	-	35	62.7	110	-
10/8/2021	12:43	Jsh	1438	1323	5.0	-	35	63	112	-
10/8/2021	16:09	MT	1432	1312	5.0	-	35	62.9	111	-
10/9/2021	7:58	Jsh	1460	1341	5.0	-	35	63.1	115	-
10/9/2021	11:40	Jsh	1424	1309	5.0	-	35	62.6	116	-
10/9/2021	17:05	CDR	1447	1332	5.0	-	35	62.3	115	-
10/10/2021	8:33	KZ	1441	1330	5.0	-	35	63.1	113	-
10/10/2021	12:40	KZ	1464	1351	5.0	-	35	61.6	111	-
10/10/2021	15:30	KZ	1478	1355	5.0	-	35	61.3	113	-
10/11/2021	7:42	BC	1467	1339	5.0	-	30	62.9	112	-
10/11/2021	13:33	JDS	1488	1364	5.0	-	30	62.1	112	-
10/11/2021	17:18	JDS	1493	1360	5.0	-	30	62.4	110	-
10/12/2021	8:11	JDS	1492	1360	5.0	-	30	63	112	-
10/12/2021	13:04	BC	1493	1356	5.0	-	30	61.7	106	-
10/12/2021	16:22	JDS	1514	1370	5.0	-	30	61.7	114	-
10/13/2021	7:42	BC	1552	1398	5.0	-	30	63.1	110	-
10/13/2021	12:02	BC	1499	1349	5.0	-	30	61.6	110	-
10/13/2021	13:12	JDS	1499	1358	5.0	-	30	61.2	110	-
10/13/2021	16:06	JDS	1502	1362	5.0	-	30	61.3	110	-
10/13/2021	16:10	JDS	1738	1651	5.0	-	68	69	32	-
10/14/2021	7:33	JDS	1548	1404	5.0	-	30	63.2	112	-
10/14/2021	13:41	JDS	1503	1370	5.0	-	30	61	110	-
10/14/2021	17:03	BC	1514	1365	5.0	-	30	61	108	-

Table 10
Summary of System Two Operating Data

Colonial Pipeline Company
2020-L1-SR2448
Huntersville, North Carolina

Date	Time	Initials	Inlet Temperature (Deg. F)	Outlet Temperature (Deg. F)	Signal (V)	Flame Ox (Hz)	Flame Ox VFD Speed (%)	Blower VFD Speed (%)	Vacuum (Inches of H_2O)	Vacuum (Inches of Hg)
10/15/2021	7:55	BC	1570	1419	5.0	-	30	63.3	110	-
10/15/2021	13:07	Jsh	1510	1376	5.0	-	30	60.5	110	-
10/15/2021	16:57	BC	1479	1340	5.0	-	30	60.3	110	-
10/16/2021	7:57	BC	1485	1339	5.0	-	30	61.6	110	-
10/16/2021	12:38	BC	1470	1312	5.0	-	30	60.5	108	-
10/16/2021	16:03	BC	1466	1330	5.0	-	30	61	110	-
10/17/2021	9:01	KZ	1690	1529	5.0	-	30	62.8	115	-
10/17/2021	12:15	KZ	1521	1375	5.0	-	30	61.6	113	-
10/17/2021	15:55	KZ	1462	1337	5.0	-	30	61.6	111	-
10/18/2021	8:30	BC	1700	1529	5.0	-	30	62.6	112	-
10/18/2021	12:23	BC	1495	1352	5.0	-	30	61.7	110	-
10/18/2021	16:22	BC	1,514	1,368	5.0	-	30.0	61.4	110	-
10/19/2021	7:45	BC	1,694	1,521	5.0	-	30.0	62.6	110	-
10/19/2021	13:20	JDS	1,487	1,355	5.0	-	30.0	61.1	109	-
10/19/2021	15:32	Jsh	1,476	1,343	5.0	-	30.0	61.1	110	-
10/20/2021	11:33	JDS	1,467	1,343	5.0	-	30.0	61.4	110	-
10/20/2021	16:17	JDS	1,528	1,385	5.0	-	30.0	61.6	110	-
10/21/2021	8:40	JDS	1,625	1,471	5.0	-	30.0	63.1	114	-
10/21/2021	13:18	Jsh	1,534	1,391	5.0	-	30.0	61.6	119	-
10/21/2021	16:28	JDS	1,520	1,383	5.0	-	30.0	61.9	110	-
10/22/2021	8:47	JDS	1,492	1,351	5.0	-	30.0	62.2	110	-
10/22/2021	13:22	BC	1,419	1,298	5.0	-	30.0	61.3	108	-
10/22/2021	16:46	BC	1,509	1,379	5.0	-	30.0	60.9	108	-
10/23/2021	8:06	MT	1,651	1,495	5.0	-	30.0	62.5	110	-
10/23/2021	12:03	MT	1,527	1,392	5.0	-	30.0	61.3	124	-
10/23/2021	15:34	MT	1,504	1,375	5.0	-	30.0	61.1	114	-
10/24/2021	8:24	KZ	1,631	1,478	5.0	-	30.0	62.5	110	-
10/24/2021	12:37	KZ	1,511	1,365	5.0	-	30.0	61.4	112	-
10/24/2021	16:00	KZ	1,510	1,367	5.0	-	30.0	61.3	108	-

Table 10
Summary of System Two Operating Data

Colonial Pipeline Company
2020-L1-SR2448
Huntersville, North Carolina

Date	Time	Initials	Inlet Temperature (Deg. F)	Outlet Temperature (Deg. F)	Signal (V)	Flame Ox (Hz)	Flame Ox VFD Speed (%)	Blower VFD Speed (%)	Vacuum (Inches of H_2O)	Vacuum (Inches of Hg)
10/25/2021	7:33	JDS	1,503	1,368	5.0	-	30.0	62.5	110	-
10/25/2021	13:05	Jsh	1,502	1,364	5.0	-	30.0	60.3	118	-
10/25/2021	16:45	JDS	1,503	1,365	5.0	-	30.0	60.5	108	-
10/26/2021	8:10	JDS	1,600	1,450	5.0	-	30.0	62.7	110	-
10/26/2021	13:27	Jsh	1,397	1,300	5.0	-	30.0	48.2	74	-
10/26/2021	17:14	JDS	1,400	1,294	5.0	-	30.0	49.0	74	-
10/27/2021	7:29	JDS	1,404	1,299	5.0	-	30.0	49.5	74	-
10/27/2021	12:41	BC	1,400	1,294	5.0	-	30.0	48.6	76	-
10/27/2021	17:11	JDS	1,428	1,308	5.0	-	30.0	65.5	112	-
10/28/2021	7:26	BC	1,532	1,382	5.0	-	30.0	66.5	116	-
10/28/2021	12:05	JDS	1,422	1,304	5.0	-	30.0	66.1	118	-
10/28/2021	15:57	MT	1,482	1,331	5.0	-	30.0	66.1	114	-
10/29/2021	9:44	JSH	1,656	1,496	5.0	-	30.0	66.9	120	-
10/29/2021	15:51	Jsh	1,539	1,396	5.0	-	30.0	66.7	119	-
10/30/2021	8:00	BC	1,486	1,344	5.0	-	30.0	67.5	118	-
10/30/2021	12:47	BC	1,473	1,338	5.0	-	30.0	66.9	120	-
10/30/2021	16:35	BC	1,481	1,331	5.0	-	30.0	66.8	120	-
10/31/2021	8:10	KZ	1,487	1,351	5.0	-	30.0	67.3	116	-
10/31/2021	12:55	KZ	1,484	1,350	5.0	-	30.0	66.1	118	-
10/31/2021	16:40	KZ	1,497	1,365	5.0	-	30.0	66.7	119	-
11/1/2021	7:41	JDS	1,534	1,392	5.0	-	30.0	67.7	118	-
11/1/2021	16:01	JDS	1,454	1,330	5.0	-	30.0	66.6	118	-
11/2/2021	7:33	BC	1,520	1,385	5.0	-	30.0	68.0	118	-
11/2/2021	13:15	System Offline (generator service)								
11/2/2021	15:34	JDS	1,435	1,318	5.0	-	30.0	67.0	124	-
11/3/2021	8:23	JDS	1,451	1,332	5.0	-	30.0	69.4	126	-
11/3/2021	12:51	BC	1,428	1,303	5.0	-	30.0	68.8	126	-
11/3/2021	16:08	JDS	1,419	1,305	5.0	-	30.0	69.3	126	-
11/4/2021	7:36	JDS	1,487	1,362	5.0	-	30.0	68.8	125	-
11/4/2021	12:39	JDS	1,414	1,307	5.0	-	30.0	68.9	124	-
11/4/2021	16:04	JDS	1,429	1,317	5.0	-	30.0	68.6	128	-

Table 10
Summary of System Two Operating Data

Colonial Pipeline Company
2020-L1-SR2448
Huntersville, North Carolina

Date	Time	Initials	Inlet Temperature (Deg. F)	Outlet Temperature (Deg. F)	Signal (V)	Flame Ox (Hz)	Flame Ox VFD Speed (%)	Blower VFD Speed (%)	Vacuum (Inches of H_2O)	Vacuum (Inches of Hg)
11/5/2021	7:46	JDS	1,556	1,414	5.0	-	30.0	68.9	125	-
11/5/2021	13:03	Jsh	1,451	1,330	5.0	-	30.0	69.3	123	-
11/5/2021	16:35	Jsh	1,400	1,316	5.0	-	30.0	69.1	127	-
11/6/2021	8:38	Jsh	1,613	1,467	5.0	-	30.0	69.2	126	-
11/6/2021	12:37	Jsh	1,418	1,309	5.0	-	30.0	69.2	126	-
11/6/2021	16:05	Jsh	1,411	1,306	5.0	-	30.0	69.0	126	-
11/7/2021	8:40	KZ	1,454	1,332	5.0	-	30.0	68.9	126	-
11/7/2021	13:10	KZ	1,433	1,317	5.0	-	30.0	68.2	125	-
11/7/2021	15:38	KZ	1,436	1,315	5.0	-	30.0	68.1	125	-
11/8/2021	12:53	Jsh	1,460	1,340	5.0	-	30.0	67.8	126	-
11/8/2021	16:07	JDS	1,482	1,357	5.0	-	30.0	68.3	124	-
11/9/2021	7:35	JDS	1,556	1,416	5.0	-	30.0	68.8	123	-
11/9/2021	11:42	JDS	1,408	1,306	5.0	-	30.0	68.4	126	-
11/9/2021	16:12	JDS	1,402	1,288	5.0	-	30.0	72.9	314	-
11/10/2021	8:46	JDS	1,407	1,308	5.0	-	30.0	63.9	134	-
11/10/2021	11:57	JDS	1,407	1,288	5.0	-	30.0	72.4	134	-
11/10/2021	15:29	JDS	1,451	1,331	5.0	-	30.0	72.3	132	-
11/11/2021	9:07	JDS	1,463	1,339	5.0	-	30.0	73.3	133	-
11/11/2021	12:47	JDS	1,416	1,311	5.0	-	30.0	72.5	133	-
11/11/2021	16:00	KZ	1,416	1,307	5.0	-	30.0	72.5	133	-
11/12/2021	12:39	BC	1,453	1,322	5.0	-	30.0	72.2	133	-
11/12/2021	16:07	BC	1,488	1,346	5.0	-	30.0	72.7	134	-
11/13/2021	8:40	JDS	1,572	1,429	5.0	-	30.0	72.9	133	-
11/13/2021	12:39	JDS	1,467	1,340	5.0	-	30.0	72.1	132	-
11/13/2021	16:32	JDS	1,467	1,345	5.0	-	30.0	73.2	134	-
11/14/2021	9:00	KZ	1,508	1,377	5.0	-	30.0	73.2	134	-
11/14/2021	12:40	KZ	1,455	1,333	5.0	-	30.0	73.3	134	-
11/14/2021	16:40	KZ	1,461	1,336	5.0	-	30.0	73.4	134	-
11/15/2021	7:32	JDS	1,572	1,433	5.0	-	30.0	74.1	136	-
11/15/2021	13:18	Jsh	1,474	1,346	5.0	-	30.0	72.3	132	-
11/15/2021	15:56	JDS	1,479	1,352	5.0	-	30.0	72.7	132	-

Table 10
Summary of System Two Operating Data

Colonial Pipeline Company
2020-L1-SR2448
Huntersville, North Carolina

Date	Time	Initials	Inlet Temperature (Deg. F)	Outlet Temperature (Deg. F)	Signal (V)	Flame Ox (Hz)	Flame Ox VFD Speed (%)	Blower VFD Speed (%)	Vacuum (Inches of H_2O)	Vacuum (Inches of Hg)
11/16/2021	7:29	JDS	1,542	1,401	5.0	-	30.0	72.9	132	-
11/16/2021	15:58	JDS	1,434	1,319	5.0	-	30.0	72.4	132	-
11/17/2021	7:22	JDS	1,529	1,393	5.0	-	30.0	73.0	132	-
11/17/2021	11:13	JDS	1,458	1,338	5.0	-	30.0	71.8	130	-
11/17/2021	16:17	JDS	1,427	1,312	5.0	-	30.0	71.3	130	-
11/18/2021	7:25	JDS	1,440	1,325	5.0	-	30.0	72.5	130	-
11/18/2021	13:05	JDS	1,468	1,337	5.0	-	30.0	70.8	129	-
11/18/2021	16:25	JDS	1,407	1,302	5.0	-	30.0	71.0	130	-
11/19/2021	8:11	JDS	1,593	1,450	5.0	-	30.0	72.4	130	-
11/19/2021	11:53	JDS	1,406	1,309	5.0	-	30.0	71.5	132	-
11/19/2021	16:27	JDS	1,416	1,317	5.0	-	30.0	73.4	132	-
11/20/2021	9:05	CSM	1,516	1,335	5.0	-	30.0	73.5	132	-
11/20/2021	13:10	CSM	1,503	1,318	5.0	-	30.0	71.6	132	-
11/20/2021	16:37	CSM	1,391	1,306	5.0	-	30.0	73.1	132	-
11/21/2021	8:45	KZ	1,438	1,327	5.0	-	30.0	73.4	132	-
11/21/2021	12:30	KZ	1,411	1,310	5.0	-	30.0	73.2	132	-
11/21/2021	16:35	KZ	1,391	1,303	5.0	-	30.0	73.0	132	-
11/22/2021	7:36	Vh	1,410	1,313	5.0	-	30.0	72.5	131	-
11/22/2021	13:06	JDS	1,401	1,311	5.0	-	30.0	71.9	132	-
11/22/2021	16:12	MT	1,526	1,393	5.0	-	30.0	72.5	132	-
11/23/2021	7:21	BC	1,463	1,338	5.0	-	30.0	73.4	132	-
11/23/2021	16:01	JDS	1,409	1,307	5.0	-	30.0	73.3	133	-
11/24/2021	7:33	JDS	1,434	1,325	5.0	-	30.0	74.1	133	-
11/24/2021	11:27	JDS	1,410	1,311	5.0	-	30.0	74.3	134	-
11/24/2021	15:50	KZ	1,399	1,320	5.0	-	30.0	74.3	134	-
11/25/2021	7:22	JDS	1,484	1,359	5.0	-	30.0	74.0	132	-
11/25/2021	12:44	JDS	1,401	1,304	5.0	-	30.0	73.0	132	-
11/25/2021	16:37	JDS	1,404	1,311	5.0	-	30.0	72.3	130	-
11/26/2021	7:58	JDS	1,453	1,336	5.0	-	30.0	71.8	128	-
11/26/2021	11:31	JDS	1,402	1,308	5.0	-	30.0	71.7	130	-
11/26/2021	16:16	JDS	1,396	1,310	5.0	-	30.0	72.4	130	-

Table 10
Summary of System Two Operating Data

Colonial Pipeline Company
2020-L1-SR2448
Huntersville, North Carolina

Date	Time	Initials	Inlet Temperature (Deg. F)	Outlet Temperature (Deg. F)	Signal (V)	Flame Ox (Hz)	Flame Ox VFD Speed (%)	Blower VFD Speed (%)	Vacuum (Inches of H_2O)	Vacuum (Inches of Hg)
11/27/2021	7:58	JDS	1,426	1,325	5.0	-	30.0	72.8	130	-
11/27/2021	12:02	JDS	1,402	1,308	5.0	-	30.0	72.1	130	-
11/27/2021	15:56	JDS	1,406	1,304	5.0	-	30.0	72.4	130	-
11/28/2021	9:05	KZ	1,418	1,321	5.0	-	30.0	71.9	128	-
11/28/2021	12:35	KZ	1,389	1,300	5.0	-	30.0	71.8	129	-
11/28/2021	16:40	KZ	1,410	1,311	5.0	-	30.0	72.1	130	-
11/29/2021	7:28	BC	1,418	1,317	5.0	-	30.0	72.2	128	-
11/29/2021	11:45	System Offline								
11/29/2021	16:20	BC	1,410	1,324	5.0	-	30.0	62.1	98	-
11/30/2021	6:30	System Offline								
11/30/2021	14:15	BC	1,469	1,366	5.0	-	30.0	61.8	96	-
11/30/2021	17:15	MT	1,414	1,315	5.0	-	30.0	72.5	130	-
12/1/2021	8:43	Jsh	1,394	1,308	5.0	-	30.0	72.5	129	-
12/1/2021	12:50	JDS	1,405	1,301	5.0	-	30.0	71.5	130	-
12/1/2021	15:58	JDS	1,399	1,316	5.0	-	30.0	71.8	129	-
12/2/2021	8:03	JDS	1,444	1,329	5.0	-	30.0	71.2	127	-
12/2/2021	11:23	JDS	1,404	1,300	5.0	-	30.0	70.6	126	-
12/2/2021	16:01	JDS	1,403	1,304	5.0	-	30.0	70.3	126	-
12/3/2021	8:29	JDS	1,420	1,321	5.0	-	30.0	71.1	126	-
12/3/2021	12:55	JDS	1,400	1,301	5.0	-	30.0	69.9	127	-
12/3/2021	15:20	JDS	1,408	1,300	5.0	-	30.0	70.0	124	-
12/4/2021	7:50	JDS	1,403	1,310	5.0	-	30.0	72.2	130	-
12/4/2021	11:49	JDS	1,406	1,301	5.0	-	30.0	72.4	132	-
12/4/2021	15:51	JDS	1,396	1,308	5.0	-	30.0	70.0	123	-
12/5/2021	8:30	KZ	1,394	1,313	5.0	-	30.0	71.0	126	-
12/5/2021	13:00	KZ	1,402	1,321	5.0	-	30.0	70.9	126	-
12/5/2021	16:34	KZ	1,384	1,304	5.0	-	30.0	70.8	125	-
12/6/2021	7:33	JDS	1,407	1,305	5.0	-	30.0	71.4	127	-
12/6/2021	12:18	JDS	1,425	1,316	5.0	-	30.0	69.5	125	-
12/6/2021	16:35	BC	1,401	1,297	5.0	-	30.0	69.7	125	-

Table 10
Summary of System Two Operating Data

Colonial Pipeline Company
2020-L1-SR2448
Huntersville, North Carolina

Date	Time	Initials	Inlet Temperature (Deg. F)	Outlet Temperature (Deg. F)	Signal (V)	Flame Ox (Hz)	Flame Ox VFD Speed (%)	Blower VFD Speed (%)	Vacuum (Inches of H_2O)	Vacuum (Inches of Hg)
12/7/2021	8:12	Jsh	1,534	1,395	5.0	-	30.0	71.5	126	-
12/7/2021	12:48	JDS	1,397	1,304	5.0	-	30.0	71.2	128	-
12/7/2021	15:46	JDS	1,396	1,300	5.0	-	30.0	71.6	128	-
12/8/2021	8:24	JDS	1,528	1,390	5.0	-	30.0	71.3	128	-
12/8/2021	12:26	JDS	1,418	1,323	5.0	-	30.0	71.1	127	-
12/8/2021	16:12	JDS	1,407	1,299	5.0	-	30.0	71.1	128	-
12/9/2021	7:18	BC	1,431	1,319	5.0	-	30.0	71.8	125	-
12/9/2021	12:53	JDS	1,407	1,309	5.0	-	30.0	71.5	126	-
12/9/2021	15:27	JDS	1,406	1,301	5.0	-	30.0	73.0	130	-
12/10/2021	7:35	BC	1,408	1,301	5.0	-	30.0	73.1	130	-
12/10/2021	13:05	JDS	1,401	1,302	5.0	-	30.0	73.3	132	-
12/10/2021	16:45	JDS	1,425	1,320	5.0	-	30.0	73.9	132	-
12/11/2021	7:12	MT	1,395	1,302	5.0	-	30.0	73.3	130	-
12/11/2021	11:41	MT	1,408	1,318	5.0	-	30.0	72.1	129	-
12/11/2021	15:50	MT	1,413	1,409	5.0	-	30.0	71.1	130	-
12/12/2021	8:55	KZ	1,514	1,383	5.0	-	30.0	73.0	130	-
12/12/2021	13:00	KZ	1,397	1,307	5.0	-	30.0	73.1	132	-
12/12/2021	16:23	KZ	1,400	1,314	5.0	-	30.0	73.4	132	-
12/13/2021	7:22	BC	1,407	1,306	5.0	-	30.0	72.7	132	-
12/13/2021	11:46	JDS	1,405	1,306	5.0	-	30.0	73.3	132	-
12/13/2021	7:22	BC	1,407	1,306	5.0	-	30	72.7	132	-
12/13/2021	11:46	JDS	1,405	1,306	5.0	-	30	73.3	132	-
12/13/2021	16:44	JDS	1,419	1,308	5.0	-	30	73.6	132	-
12/14/2021	7:15	BC	1,410	1,299	5.0	-	25	75.0	134	-
12/14/2021	12:35	BC	1,468	1,334	5.0	-	24	74.0	134	-
12/14/2021	13:45	CSM	1,475	1,346	5.0	-	24	74.6	134	-
12/15/2021	7:16	BC	1,500	1,343	5.0	-	24	75.3	134	-
12/15/2021	12:34	JDS	1,445	1,324	5.0	-	24	74.4	134	-
12/15/2021	15:42	BC	1,446	1,318	5.0	-	24	74.9	135	-

Table 10
Summary of System Two Operating Data

Colonial Pipeline Company
2020-L1-SR2448
Huntersville, North Carolina

Date	Time	Initials	Inlet Temperature (Deg. F)	Outlet Temperature (Deg. F)	Signal (V)	Flame Ox (Hz)	Flame Ox VFD Speed (%)	Blower VFD Speed (%)	Vacuum (Inches of H_2O)	Vacuum (Inches of Hg)
12/16/2021	7:41	BC	1,521	1,370	5.0	-	24	75.0	135	-
12/16/2021	13:21	BC	1,427	1,304	5.0	-	24	73.9	135	-
12/16/2021	15:57	JDS	1,414	1,304	5.0	-	24	73.8	136	-
12/17/2021	7:14	BC	1,386	1,293	5.0	-	24	80.8	140	-
12/17/2021	12:06	JDS	1,391	1,291	5.0	-	25	78.6	140	-
12/17/2021	15:54	JDS	1,407	1,305	5.0	-	25	79.3	140	-
12/18/2021	7:38	JDS	1,428	1,313	5.0	-	25	79.4	140	-
12/18/2021	12:02	JDS	1,444	1,322	5.0	-	23	79.0	140	-
12/18/2021	15:52	JDS	1,442	1,322	5.0	-	23	79.0	140	-
12/19/2021	9:25	Kz	1,487	1,356	5.0	-	23	79.7	140	-
12/19/2021	13:20	Kz	1,484	1,351	5.0	-	23	79.9	140	-
12/19/2021	16:50	Kz	1,476	1,339	5.0	-	23	80.2	140	-
12/20/2021	7:19	JDS	1,524	1,379	5.0	-	23	80.6	140	-
12/20/2021	12:58	JDS	1,482	1,349	5.0	-	23	80.7	140	-
12/20/2021	15:28	JDS	1,472	1,337	5.0	-	23	80.9	140	-
12/21/2021	7:15	BC	1,556	1,400	5.0	-	23	80.2	140	-
12/21/2021	11:41	BC	1,556	1,407	5.0	-	23	80.2	140	-
12/21/2021	17:00	VJH	1,444	1,326	5.0	-	23	80.4	140	-
12/22/2021	7:14	BC	1,569	1,414	5.0	-	23	79.6	140	-
12/22/2021	11:16	JDS	1,489	1,360	5.0	-	23	79.6	140	-
12/22/2021	16:13	JDS	1,464	1,337	5.0	-	23	80.0	140	-
12/23/2021	7:28	MT	1,498	1,354	5.0	-	23	80.1	138	-
12/23/2021	12:54	BC	1,441	1,313	5.0	-	23	80.6	140	-
12/23/2021	15:40	JDS	1,419	1,310	5.0	-	23	80.6	140	-
12/24/2021	8:46	VJH	1,526	1,382	5.0	-	23	80.6	140	-
12/24/2021	13:01	VJH	1,420	1,312	5.0	-	23	80.1	140	-
12/24/2021	15:12	VJH	1,463	1,335	5.0	-	23	80.1	140	-
12/25/2021	8:13	VJH	1,393	1,288	5.0	-	23	79.9	140	-
12/25/2021	12:30	VJH	1,385	1,286	5.0	-	23	78.9	140	-
12/25/2021	15:15	VJH	1,396	1,286	5.0	-	23	79.0	140	-

Table 10
Summary of System Two Operating Data

Colonial Pipeline Company
2020-L1-SR2448
Huntersville, North Carolina

Date	Time	Initials	Inlet Temperature (Deg. F)	Outlet Temperature (Deg. F)	Signal (V)	Flame Ox (Hz)	Flame Ox VFD Speed (%)	Blower VFD Speed (%)	Vacuum (Inches of H_2O)	Vacuum (Inches of Hg)
12/26/2021	8:04	Jsh	1,402	1,300	5.0	-	23	79.8	140	-
12/26/2021	11:06	Jsh	1,482	1,353	5.0	-	23	78.8	140	-
12/26/2021	15:20	Jsh	1,453	1,333	5.0	-	23	79.0	136	-
12/27/2021	7:55	JDS	1,556	1,402	5.0	-	23	79.8	140	-
12/27/2021	11:50	JDS	1,400	1,293	5.0	-	23	70.3	115	-
12/27/2021	15:37	MT	1,411	1,280	5.0	-	23	70.1	115	-
12/28/2021	7:14	JDS	1,345	1,247	5.0	-	23	70.9	116	-
12/28/2021	12:54	JDS	1,401	1,328	5.0	-	30	66.2	108	-
12/28/2021	15:37	VJH	1,477	1,388	5.0	-	30	75.4	138	-
12/29/2021	7:22	JDS	1,409	1,310	5.0	-	23	80.8	140	-
12/29/2021	11:46	JDS	1,402	1,311	5.0	-	23	79.6	140	-
12/29/2021	15:40	JDS	1,444	1,330	5.0	-	23	79.7	140	-
12/30/2021	7:49	JDS	1,444	1,330	5.0	-	23	80.0	140	-
12/30/2021	12:47	CSM	1,419	1,330	5.0	-	23	79.8	140	-
12/30/2021	14:47	System Offline (generator service)								
12/30/2021	15:25	MT	1,423	1,303	5.0	-	25	80.3	140	-
12/31/2021	8:42	JSH	1,473	1,343	5.0	-	23	80.4	140	-
12/31/2021	11:57	Jsh	1,434	1,319	5.0	-	23	79.5	140	-
12/31/2021	15:36	Jsh	1,454	1,324	5.0	-	23	79.3	140	-
1/1/2022	8:55	Jsh	1,449	1,327	5.0	-	23	79.4	140	-
1/1/2022	11:55	Jsh	1,463	1,336	5.0	-	23	78.8	140	-
1/1/2022	14:33	Jsh	1,469	1,337	5.0	-	23	78.6	140	-
1/2/2022	8:45	KZ	1,502	1,360	5.0	-	23	79.4	140	-
1/2/2022	12:29	KZ	1,523	1,381	5.0	-	23	79.8	140	-
1/2/2022	16:50	KZ	1,524	1,374	5.0	-	23	80	139	-
1/3/2022	7:26	VH	1,680	1,510	5.0	-	23	81	140	-
1/3/2022	11:18	JDS	1,702	1,535	5.0	-	23	81.6	140	-
1/3/2022	16:17	Jsh	1,630	1,473	5.0	-	23	82.2	140	-
1/4/2022	7:31	JDS	1,689	1,508	5.0	-	23	82.4	140	-
1/4/2022	12:52	JDS	1,610	1,454	5.0	-	23	82.5	140	-
1/4/2022	15:23	Jsh	1,555	1,410	5.0	-	23	81.3	140	-

Table 10
Summary of System Two Operating Data

Colonial Pipeline Company
2020-L1-SR2448
Huntersville, North Carolina

Date	Time	Initials	Inlet Temperature (Deg. F)	Outlet Temperature (Deg. F)	Signal (V)	Flame Ox (Hz)	Flame Ox VFD Speed (%)	Blower VFD Speed (%)	Vacuum (Inches of H_2O)	Vacuum (Inches of Hg)
1/5/2022	7:21	BC	1,673	1,493	5.0	-	23	81.2	140	-
1/5/2022	12:04	JDS	1,576	1,423	5.0	-	23	80.5	140	-
1/5/2022	15:37	Jsh	1,562	1,406	5.0	-	23	80	140	-
1/6/2022	7:30	JDS	1,694	1,510	5.0	-	23	80	139	-
1/6/2022	12:25	JDS	1,550	1,402	5.0	-	23	79.8	139	-
1/6/2022	16:35	BC	1,536	1,382	5.0	-	23	79.7	140	-
1/7/2022	7:20	BC	1,656	1,484	5.0	-	23	80	140	-
1/7/2022	12:18	MT	1,559	1,407	5.0	-	23	79.8	140	-
1/7/2022	15:39	JDS	1,520	1,383	5.0	-	23	81	140	-
1/8/2022	7:40	JDS	1,576	1,424	5.0	-	23	81	140	-
1/8/2022	12:18	JDS	1,526	1,380	5.0	-	23	80.8	140	-
1/8/2022	15:34	JDS	1,467	1,344	5.0	-	23	80.7	140	-
1/9/2022	8:16	KZ	1,559	1,336	5.0	-	23	80.9	140	-
1/9/2022	12:20	KZ	1,460	1,340	5.0	-	23	80.8	139	-
1/9/2022	16:05	KZ	1,478	1,340	5.0	-	23	80.1	140	-
1/10/2022	7:25	BC	1,575	1,423	5.0	-	23	80.6	140	-
1/10/2022	12:34	JDS	1,529	1,393	5.0	-	23	80.9	140	-
1/10/2022	15:35	JDS	1,523	1,386	5.0	-	23	81.1	140	-
1/11/2022	7:29	BC	1,600	1,441	5.0	-	23	81.3	140	-
1/11/2022	13:02	Kz	1,512	1,375	5.0	-	23	81.7	140	-
1/11/2022	15:55	JDS	1,497	1,359	5.0	-	23	81.7	140	-
1/12/2022	7:39	JDS	1,590	1,438	5.0	-	23	81.2	140	-
1/12/2022	12:04	BC	1,494	1,355	5.0	-	23	81.1	140	-
1/12/2022	13:19	JDS	1,488	1,352	5.0	-	23	80.8	136	-
1/12/2022	15:39	JDS	1,481	1,353	5.0	-	23	81	116	-
1/13/2022	7:29	BC	1,599	1,435	5.0	-	23	80.4	80	-
1/13/2022	12:22	JDS	1,502	1,363	5.0	-	23	80.5	127	-
1/13/2022	15:38	JDS	1,481	1,352	5.0	-	23	80.2	119	-
1/14/2022	7:20	BC	1,609	1,440	5.0	-	23	80.2	90	-
1/14/2022	11:44	JDS	1,405	1,305	5.0	-	23	79.8	126	-
1/14/2022	15:27	MT	1,396	1,299	5.0	-	23	78.9	126	-

Table 10
Summary of System Two Operating Data

Colonial Pipeline Company
2020-L1-SR2448
Huntersville, North Carolina

Date	Time	Initials	Inlet Temperature (Deg. F)	Outlet Temperature (Deg. F)	Signal (V)	Flame Ox (Hz)	Flame Ox VFD Speed (%)	Blower VFD Speed (%)	Vacuum (Inches of H_2O)	Vacuum (Inches of Hg)
1/15/2022	8:02	MT	1,418	1,305	5.0	-	23	80.7	80	-
1/15/2022	12:50	BC	1,406	1,312	5.0	-	23	81	104	-
1/15/2022	16:20	BC	1,403	1,292	5.0	-	23	80.9	100	-
1/16/2022	System down due to winter storm									
1/17/2022	System down due to winter storm									
1/18/2022	13:05	BC	1,518	1,380	5.0	-	25	81.2	130	-
1/18/2022	16:00	MT	1,490	1,365	5.0	-	25	81.8	118	-
1/19/2022	7:25	BC	1,475	1,359	5.0	-	25	81.4	85	-
1/19/2022	12:48	MT	1,462	1,353	5.0	-	25	81.5	125	-
1/19/2022	16:45	BC	1,430	1,316	5.0	-	25	81.2	118	-
1/20/2022	7:21	BC	1,410	1,299	5.0	-	25	81.2	102	-
1/20/2022	11:58	BC	1,402	1,312	5.0	-	25	81.2	110	-
1/20/2022	3:59	MT	1,401	1,304	5.0	-	25	81.4	100	-
1/21/2022	System down due to generator issues									
1/22/2022	System down due to generator issues									
1/23/2022	System down due to generator issues									
1/24/2022	11:53	JDS	1,583	1,435	5.0	-	25	81.6	137	-
1/24/2022	16:39	BC	1,540	1,390	5.0	-	25	80.7	115	-
1/25/2022	7:17	JDS	1,548	1,403	5.0	-	25	80.3	96	-
1/25/2022	12:34	JDS	1,445	1,345	5.0	-	25	80.1	143	-
1/25/2022	16:08	JDS	1,468	1,354	5.0	-	25	80.5	139	-
1/26/2022	7:17	JDS	1,567	1,419	5.0	-	25	80.8	110	-
1/26/2022	15:40	JDS	1,415	1,307	5.0	-	25	71.4	88	-
1/27/2022	16:56	JDS	1,413	1,343	5.0	-	35	82.1	100	-
1/28/2022	7:23	BC	1,408	1,308	5.0	-	28	80.6	85	-
1/28/2022	13:00	BC	1,407	1,327	5.0	-	28	80.7	115	-
1/28/2022	15:16	MT	1,412	1,301	5.0	-	28	80.3	116	-
1/29/2022	System down due to winter storm									
1/29/2022	16:20	JDS	1,444	1,346	5.0	-	30	80.7	92	-

Table 10
Summary of System Two Operating Data

Colonial Pipeline Company
2020-L1-SR2448
Huntersville, North Carolina

Date	Time	Initials	Inlet Temperature (Deg. F)	Outlet Temperature (Deg. F)	Signal (V)	Flame Ox (Hz)	Flame Ox VFD Speed (%)	Blower VFD Speed (%)	Vacuum (Inches of H_2O)	Vacuum (Inches of Hg)
1/30/2022	8:50	Kz	1,480	1,357	5.0	-	25	81.1	80	-
1/30/2022	12:30	Kz	1,430	1,315	5.0	-	25	80.6	125	-
1/30/2022	16:30	Kz	1,398	1,316	5.0	-	25	80.2	115	-
1/31/2022	7:19	BC	1,485	1,352	5.0	-	25	80.9	80	-
1/31/2022	12:58	JDS	1,407	1,309	5.0	-	25	80.6	135	-
1/31/2022	17:00	JDS	1,411	1,314	5.0	-	23	81.6	120	-
2/1/2022	7:15	JDS	1,465	1,343	5.0	-	23	81.7	80	-
2/1/2022	12:05	JDS	1,403	1,307	5.0	-	23	81.7	131	-
2/2/2022	7:13	JDS	1,410	1,313	5.0	-	30	81.4	77	-
2/2/2022	11:43	JDS	1,400	1,317	5.0	-	25	80.9	115	-
2/2/2022	16:21	JDS	1,406	1,319	5.0	-	23	81.4	120	-
2/3/2022	7:37	BC	1,404	1,302	5.0	-	23	80.5	100	-
2/3/2022	12:39	JDS	1,402	1,306	5.0	-	23	80.8	110	-
2/3/2022	16:11	BC	1,401	1,296	5.0	-	23	80.9	110	-
2/4/2022	7:22	BC	1,480	1,339	5.0	-	23	80.9	125	-
2/4/2022	12:14	BC	1,462	1,330	5.0	-	23	80.8	130	-
2/4/2022	15:40	CSM	1,442	1,330	5.0	-	23	80.8	130	-
2/5/2022	8:05	MT	1,562	1,411	5.0	-	23	81.7	75	-
2/5/2022	11:04	MT	1,519	1,372	5.0	-	23	80.9	125	-
2/5/2022	16:06	MT	1,421	1,315	5.0	-	23	82.3	108	-
2/6/2022	8:52	Kz	1,530	1,393	5.0	-	23	82.1	110	-
2/6/2022	13:45	Kz	1,416	1,320	5.0	-	23	81.2	125	-
2/6/2022	16:36	Kz	1,415	1,332	5.0	-	23	82.1	105	-
2/7/2022	7:20	JDS	1,544	1,400	5.0	-	23	81.4	90	-
2/7/2022	11:44	Rdc	1,510	1,377	5.0	-	23	81.3	100	-
2/7/2022	16:40	BC	1,491	1,393	5.0	-	23	80.5	100	-
2/8/2022	7:14	Jfo	1,560	1,412	5.0	-	23	81.3	95	-
2/8/2022	12:54	JDS	1,506	1,371	5.0	-	23	82.5	100	-
2/8/2022	17:35	JDS	1,416	1,327	5.0	-	23	82.6	136	-
2/9/2022	7:17	JDS	1,472	1,348	5.0	-	23	82.5	160	-
2/10/2022	16:16	JDS	1,537	1,392	5.0	-	23	78.6	150	-

Table 10
Summary of System Two Operating Data

Colonial Pipeline Company
2020-L1-SR2448
Huntersville, North Carolina

Date	Time	Initials	Inlet Temperature (Deg. F)	Outlet Temperature (Deg. F)	Signal (V)	Flame Ox (Hz)	Flame Ox VFD Speed (%)	Blower VFD Speed (%)	Vacuum (Inches of H_2O)	Vacuum (Inches of Hg)
2/11/2022	7:33	JDS	1,522	1,377	5.0	-	23	79.6	71	-
2/11/2022	12:24	Jfo	1,501	1,367	5.0	-	23	78.6	140	-
2/11/2022	15:32	Jfo	1,465	1,350	5.0	-	23	78.4	135	-
2/12/2022	8:30	VJH	1,511	1,377	5.0	-	23	77.7	105	-
2/12/2022	12:21	VJH	1,436	1,337	5.0	-	23	77.4	140	-
2/12/2022	15:49	VJH	1,435	1,335	5.0	-	23	77.3	140	-
2/13/2022	8:50	Kz	1,452	1,346	5.0	-	23	77.5	80	-
2/13/2022	12:50	Kz	1,559	1,405	5.0	-	23	77.7	83	-
2/13/2022	16:02	Kz	1,537	1,386	5.0	-	23	77.6	89	-
2/14/2022	7:34	JDS	1,577	1,423	5.0	-	23	78.1	65	-
2/14/2022	13:01	Rdc	1,530	1,381	5.0	-	23	78.3	119	-
2/14/2022	16:45	BC	1,530	1,377	5.0	-	23	78.4	100	-
2/15/2022	7:14	Rdc	1,549	1,395	5.0	-	23	78.7	64	-
2/15/2022	11:57	JDS	1,515	1,372	5.0	-	23	79.1	120	-
2/15/2022	15:51	JDS	1,496	1,360	5.0	-	23	78.6	120	-
2/16/2022	7:13	JDS	1,468	1,339	5.0	-	23	81.1	73	-
2/16/2022	12:55	JDS	1,485	1,343	5.0	-	23	81	129	-
2/16/2022	16:04	JDS	1,514	1,370	5.0	-	23	81	137	-
2/17/2022	7:12	JDS	1,488	1,355	5.0	-	23	80.7	105	-
2/17/2022	12:35	JDS	1,488	1,352	5.0	-	23	81.2	136	-
2/17/2022	15:32	MT	1,490	1,343	5.0	-	23	80.3	131	-
2/18/2022	8:09	JDS	1,452	1,331	5.0	-	23	81	120	-
2/18/2022	12:13	Jfo	1,483	1,351	5.0	-	23	80.6	140	-
2/18/2022	15:53	JDS	1,488	1,355	5.0	-	23	80.4	139	-
2/19/2022	7:56	JDS	1,456	1,333	5.0	-	23	81.5	72	-
2/19/2022	13:17	JDS	1,495	1,361	5.0	-	23	81.1	134	-
2/19/2022	15:43	JDS	1,468	1,343	5.0	-	23	80.8	132	-
2/20/2022	8:45	KZ	1,447	1,328	5.0	-	23	81.7	78	-
2/20/2022	13:25	KZ	1,418	1,312	5.0	-	23	81.3	132	-
2/20/2022	16:00	KZ	1,415	1,310	5.0	-	23	81.8	125	-

Table 10
Summary of System Two Operating Data

Colonial Pipeline Company
2020-L1-SR2448
Huntersville, North Carolina

Date	Time	Initials	Inlet Temperature (Deg. F)	Outlet Temperature (Deg. F)	Signal (V)	Flame Ox (Hz)	Flame Ox VFD Speed (%)	Blower VFD Speed (%)	Vacuum (Inches of H_2O)	Vacuum (Inches of Hg)
2/21/2022	7:16	JDS	1,458	1,331	5.0	-	23	81.7	75	-
2/21/2022	System Offline									
2/21/2022	17:30	Jfo	1,446	1,381	5.0	-	23	78	105	-
2/22/2022	7:16	JDS	1,405	1,308	5.0	-	23	82	105	-
2/22/2022	11:50	JDS	1,447	1,330	5.0	-	23	81.6	120	-
2/22/2022	15:46	Jfo	1,427	1,318	5.0	-	23	80.9	130	-
2/23/2022	System Offline									
2/23/2022	15:51	Jfo	1,405	1,315	5.0	-	23	74	105	-
2/24/2022	7:19	Jfo	1,408	1,288	5.0	-	23	73	80	-
2/24/2022	12:02	BC	1,408	1,294	5.0	-	23	73	85	-
2/24/2022	16:31	BC	1,535	1,401	5.0	-	23	82.1	108	-
2/25/2022	7:18	JDS	1,459	1,342	5.0	-	23	81	90	-
2/25/2022	12:03	JDS	1,510	1,372	5.0	-	23	81.5	110	-
2/25/2022	15:16	JDS	1,478	1,346	5.0	-	23	80.7	131	-
2/26/2022	8:47	Jsh	1,474	1,352	5.0	-	23	81.6	90	-
2/26/2022	11:23	Jsh	1,463	1,341	5.0	-	23	81.8	97	-
2/26/2022	15:29	Jsh	1,394	1,307	5.0	-	23	81.5	107	-
2/27/2022	8:10	Kz	1,510	1,372	5.0	-	23	81.7	88	-
2/27/2022	12:30	Kz	1,542	1,340	5.0	-	23	82.6	93	-
2/27/2022	16:25	Kz	1,525	1,377	5.0	-	23	81.7	96	-
2/28/2022	7:35	BC	1,734	1,652	5.0	-	52.3	86.4	41	-
2/28/2022	12:55	JDS	1,500	1,366	5.0	-	23	81.3	135	-
2/28/2022	15:38	JDS	1,540	1,397	5.0	-	23	81.7	136	-
3/1/2022	7:27	JDS	1,545	1,400	5.0	-	23	82.2	77	-
3/1/2022	12:38	JDS	1,533	1,387	5.0	-	23	81.5	146	-
3/1/2022	15:51	JDS	1,564	1,412	5.0	-	23	81.3	141	-
3/2/2022	7:30	BC	1,549	1,396	5.0	-	23	81.9	80	-
3/2/2022	11:35	JDS	1,533	1,389	5.0	-	23	80.6	150	-
3/2/2022	16:31	CSM	1,524	1,381	5.0	-	23	80.5	151	-

Table 10
Summary of System Two Operating Data

Colonial Pipeline Company
2020-L1-SR2448
Huntersville, North Carolina

Date	Time	Initials	Inlet Temperature (Deg. F)	Outlet Temperature (Deg. F)	Signal (V)	Flame Ox (Hz)	Flame Ox VFD Speed (%)	Blower VFD Speed (%)	Vacuum (Inches of H_2O)	Vacuum (Inches of Hg)
3/3/2022	7:33	Jfo	1,561	1,414	5.0	-	23	81.7	90	-
3/3/2022	12:37	JDS	1,538	1,390	5.0	-	23	80.2	162	-
3/3/2022	15:56	JDS	1,543	1,399	5.0	-	23	80.1	160	-
3/4/2022	7:31	JDS	1,518	1,379	5.0	-	23	82.1	87	-
3/4/2022	12:49	MT	1,501	1,367	5.0	-	23	81.7	128	-
3/4/2022	16:01	BC	1,484	1,344	5.0	-	23	81.5	130	-
3/5/2022	8:35	BC	1,487	1,349	5.0	-	23	82	90	-
3/5/2022	12:50	BC	1,491	1,346	5.0	-	23	80.8	140	-
3/5/2022	16:40	BC	1,476	1,333	5.0	-	23	81.1	130	-
3/6/2022	8:30	Kz	1,478	1,342	5.0	-	23	81.8	116	-
3/6/2022	13:32	Kz	1,433	1,318	5.0	-	23	80.7	140	-
3/6/2022	16:30	Kz	1,462	1,331	5.0	-	23	80.4	140	-
3/7/2022	7:34	BC	1,448	1,320	5.0	-	23	81.2	115	-
3/7/2022	13:04	Jsh	1,458	1,331	5.0	-	23	79.3	144	-
3/7/2022	15:54	Jsh	1,486	1,347	5.0	-	23	79.6	135	-
3/8/2022	7:11	JDS	1,435	1,320	5.0	-	23	80.8	95	-
3/8/2022	12:41	JDS	1,421	1,313	5.0	-	23	80.1	128	-
3/8/2022	15:26	Jsh	1,433	1,316	5.0	-	23	80.6	115	-
3/9/2022	7:14	JDS	1,503	1,369	5.0	-	23	82.2	100	-
3/9/2022	11:15	JDS	1,401	1,288	5.0	-	23	85.9	114	-
3/9/2022	15:20	Jsh	1,402	1,284	5.0	-	23	85.7	117	-
3/9/2022	15:41	Rdc	1,399	1,283	5.0	-	23	85.8	120	-
3/10/2022	7:23	CSM	1,399	1,288	5.0	-	23	86.3	105	-
3/10/2022	12:09	JDS	1,403	1,293	5.0	-	23	86.2	110	-
3/10/2022	15:10	Jsh	1,588	1,435	5.0	-	23	82.1	109	-
3/11/2022	7:20	JDS	1,557	1,406	5.0	-	23	82	77	-
3/11/2022	11:12	JDS	1,549	1,405	5.0	-	23	81.8	120	-
3/11/2022	15:29	JDS	1,544	1,391	5.0	-	23	80	132	-

Table 10
Summary of System Two Operating Data

Colonial Pipeline Company
2020-L1-SR2448
Huntersville, North Carolina

Date	Time	Initials	Inlet Temperature (Deg. F)	Outlet Temperature (Deg. F)	Signal (V)	Flame Ox (Hz)	Flame Ox VFD Speed (%)	Blower VFD Speed (%)	Vacuum (Inches of H_2O)	Vacuum (Inches of Hg)
3/12/2022	8:17	JDS	1,588	1,438	5.0	-	23	80.3	90	-
3/12/2022	12:56	JDS	1,587	1,435	5.0	-	23	80.4	95	-
3/12/2022	15:12	JDS	1,550	1,399	5.0	-	23	81	100	-

Notes:
Deg. F - Degrees Fahrenheit
Flame Ox - Flame Oxidation Unit
O&M - Operation and Maintenance
VFD - Variable Frequency Drive
% - Percent
V- Voltage
Hz- Hertz
H_2O - Water
Hg - Mercury

Table 11
Summary of Thermal Oxidizer Sampling Results

Colonial Pipeline Company
2020-L1-2448
Huntersville, North Carolina

Lab Report	Sample ID	Sample Date	Volatile Organic Compounds (EPA Method TO-15) (mg/m^3)																														
			Gasoline Range Organics	Acetone	Benzene	Benzyl chloride	2-Butanone (MEK)	Carbon tetrachloride	Chloromethane	Cyclohexane	1,4-Dichlorobenzene	1,1-Dichloroethene	Ethanol	Ethylbenzene	4-Ethyltoluene	n-Heptane	n-Hexane	Isopropylbenzene (Cumene)	2-Butanone (MEK)	Methyl methacrylate	Methyl-tert-butyl ether	2-Propanol	Propylene	Styrene	Tetrachloroethene	THC as Gas	Toluene	1,2,4-Trimethylbenzene	1,3,5-Trimethylbenzene	2,2,4-Trimethylpentane	Vinyl acetate	m&p-Xylene	o-Xylene
System 1 Influent Sample Results																																	
92512637	System 1 Influent	12/17/2020	20,400	<2.38	326	<0.831	<2.95	<1.01	<0.33	451	<0.962	<0.634	5.54	49.0	16.7	330	2,590	2.13	<2.95	<0.655	<0.577	5.16	<0.551	<0.681	<1.09	NA	580	10.6	5.06	1,510	<0.563	151	46.0
92513299	North Influent	12/22/2020	34,700	NA	NA	NA	NA	NA	NA	NA	NA	NA	NA	NA	NA	NA	NA	NA	NA	NA	NA	NA	NA	NA	NA	NA	NA	NA	NA	NA	NA	NA	NA
92516105	System 1 Influent	01/12/2021	22,400	<1.19	140	<0.416	<1.47	<0.504	<0.165	165	<0.481	<0.317	2.36	22.7	4.66	155	1,060	1.34	<1.47	<0.328	<0.288	1.78	<0.276	<0.34	<0.543	NA	228	2.51	1.29	1,980	<0.282	121	18.0
92518465	SYSTEM 1 INFLUENT	01/26/2021	13,100	<0.594	287	<0.208	<0.737	<0.252	<0.0826	348	<0.24	<0.159	0.91	26.1	5.64	374	2,410	0.85	<0.737	<0.164	<0.144	2.45	<0.138	<0.17	<0.272	NA	478	2.85	1.50	1,320	<0.141	75.9	21.1
92520512	System 1 Influent	02/05/2021	32,300	<0.238	623	<0.0831	<0.295	<0.101	<0.033	857	<0.0962	<0.0634	<0.095	68.1	15.4	487	5,850	2.29	<0.295	<0.0655	<0.0577	1.34	<0.0551	<0.0681	<0.109	NA	1,100	7.90	4.15	3,740	<0.0563	185	49.9
92527774	System 1 Influent	03/16/2021	17,600	<5.94	323	<2.08	<7.37	<2.52	<0.826	382	<2.4	<1.59	9.67	39.5	9.08	425	3,050	<1.97	<7.37	<1.64	<1.44	<6.15	<1.38	<1.7	<2.72	NA	678	5.10	2.46	1,960	<1.41	121	35.2
92529663	System 1 - North Inf.	03/25/2021	12,500	<2.38	219	<0.831	<2.95	<1.01	<0.33	264	<0.962	<0.634	13.4	21.5	<0.785	311	4,830	<0.787	<2.95	<0.655	<0.577	<2.46	<0.551	<0.681	<1.09	NA	<1,880	1.82	1.10	2,370	<0.563	59.8	16.7
92530260	System 1 Influent	03/30/2021	20,400	<5.94	358	<2.08	<7.37	<2.52	23.1	399	<2.4	<1.59	3.79	61.1	15.8	544	2,980	2.21	<7.37	<1.64	<1.44	<6.15	<1.38	<1.7	<2.72	NA	799	9.33	4.68	2,100	<1.41	187	55.5
92531390	System 1 Influent	04/06/2021	16,900	44.2	301	<4.16	<14.7	<5.04	<1.65	365	<4.81	<3.17	206	55.1	19.9	438	2,780	<3.93	<14.7	<3.28	<2.88	129	<2.76	<3.4	<5.43	NA	731	13.3	6.43	1,710	<2.82	173	55.1
92534088	System 1 Influent	04/20/2021	17,700	<2.97	556	<1.04	<3.69	<1.26	<0.413	651	<1.2	<0.793	2.55	63.7	15.1	371	4,440	2.17	<3.69	<0.819	<0.721	<3.07	<0.689	<0.851	<1.36	NA	1,170	8.44	4.28	2,990	<0.704	184	53.3
92535338	System 1 Influent	04/27/2021	30,900	<5.94	546	2.41	<7.37	<2.52	<0.826	589	<2.4	<1.59	<2.38	76.7	4.56	687	3,980	2.26	<7.37	<1.64	<1.44	<6.15	<1.38	<1.7	<2.72	NA	942	8.44	4.50	2,730	<1.41	219	64.2
92537306	SYSTEM 1 INFLUENT	05/06/2021	46,700	<11.9	703	<4.16	<14.7	<5.04	<1.65	785	<4.81	<3.17	57.1	86.3	18.4	802	5,710	<3.93	<14.7	<3.28	<2.88	43.5	<8.61	<3.4	<5.43	NA	1,500	10.6	5.60	3,610	<2.82	244	71.1
92537972	System_1_Influent	05/11/2021	34,200	16.0	668	<4.16	<14.7	<5.04	<1.65	809	<4.81	<3.17	21.1	98.8	<3.93	969	5,680	<3.93	<14.7	<3.28	<2.88	16.2	<8.61	<3.4	<5.43	NA	1,750	11.5	5.84	4,230	<2.82	307	91.5
92539343	System_1_Influent	05/18/2021	24,500	<11.9	466	<4.16	<14.7	88.2	<1.65	513	<4.81	<3.17	20.6	77.6	6.18	605	4,230	2.67	<14.7	<3.28	<2.88	<12.3	<8.61	2.11	107	NA	1,420	12.4	6.43	2,980	<2.82	224	69.8
92540600	SYSTEM 1 INFLUENT	05/24/2021	<1,650	<5.94	<1.28	<2.08	<7.37	<2.52	<0.826	<1.38	<2.4	<1.59	<4.71	<1.73	<1.96	<1.64	<44.4	<1.97	<7.37	<1.64	<1.44	<6.15	<4.3	<1.7	<2.72	NA	<37.7	<1.96	<1.96	<18.7	<1.41	<3.47	<1.73
92541573	System_1_Influent	06/01/2021	33,500	21.8	687	<4.16	<14.7	<5.04	<1.65	792	<4.81	<3.17	42.2	122	34.1	1,000	4,970	4.62	<14.7	<3.28	<2.88	29.3	<8.61	<3.4	<5.43	NA	2,030	18.7	9.18	4,060	60.9	379	114
92543074	SYSTEM-1-INFLUENT	06/08/2021	<16.5	<0.00297	<0.0128	<0.00104	<0.00369	<0.00126	<0.000413	<0.0138	<0.0012	<0.000793	<0.00236	<0.0173	<0.0196	<0.0164	<0.0444	<0.000983	<0.00369	<0.000819	<0.000721	<0.00307	<0.00215	<0.000851	<0.00136	NA	<0.0377	<0.0196	<0.0196	<0.0187	<0.000704	<0.0347	<0.0173
92544281	System_1_Influent	06/15/2021	40,600	21.2	514	<2.08	<7.37	<2.52	<0.826	644	<2.4	<1.59	52.4	75.9	19.9	859	4,690	3.35	<7.37	<1.64	<1.44	20.2	<4.3	<1.7	<2.72	NA	1,160	10.6	6	3,680	<1.41	213	64.2
92549132	SYSTEM_1_INFLUENT	07/13/2021	3,140	<5.94	58.1	<2.08	<7.37	<2.52	<0.826	68.2	<2.4	<1.59	<4.71	13.4	2.12	80.2	395	<1.97	<7.37	<1.64	<1.44	<6.15	<4.3	<1.7	<2.72	NA	183	<1.96	<1.96	324	<1.41	36.0	11.4
92555633	SYSTEM_1_INFLUENT	08/16/2021	3,250	<0.238	45.0	<0.0831	<0.295	<0.101	<0.033	55.4	<0.0962	<0.0634	1.35	4.11	0.844	67.9	346	0.159	<0.295	<0.0655	<0.0577	1.01	<0.172	<0.0681	0.183	NA	88.5	0.53	0.262	285	<0.0563	11.7	3.28
92560980	SYSTEM 1 INFLUENT	09/14/2021	12,400	<2.38	194	<0.831	0.74	<1.01	<0.33	206	<0.962	<0.634	2.11	38.9	10.7	283	1,410	1.60	0.74	<0.655	<0.577	15.8	<1.72	<0.681	0.98	NA	554	5.64	2.97	1,140	<0.563	113	34.8
92566319	SYSTEM_1_INFLUENT	10/12/2021	11,500	675	229	<0.416	<1.47	<0.504	<0.165	253	<0.481	<0.317	1.19	51.6	4.06	369	1,360	2.02	<1.47	<0.328	<0.288	420	<0.861	<0.34	<0.543	NA	840	8.79	4.37	<0.374	<0.282	154	49.0
92570757	SYSTEM_1_INFLUENT	11/04/2021	17,300	<5.94	293	<2.08	<7.37	<2.52	<0.826	324	<2.4	<1.59	1.94	61.6	14.4	450	2,930	2.39	<7.37	<1.64	<1.44	22.0	<4.3	<1.7	<2.72	NA	904	7.21	4.17	2,260	<1.41	183	53.8
92576152	SYSTEM_1_INFLUENT	12/07/2021	23,500	<2.38	364	<0.831	<2.950	<1.010	<0.330	461	<0.962	<0.634	2.06	75.9	3.70	560	2,860	2.59	<2.95	<0.655	<0.577	11.1	<1.72	<0.681	<1.09	NA	915	7.31	4.16	2,330	<0.563	213	65.5
92580770	SYSTEM_1_INFLUENT	01/04/2022	446	<0.238	7.63	<0.0831	<0.295	<0.101	<0.033	8.54	<0.0962	<0.0634	0.775	1.17	0.179	10.6	65.6	0.0624J	<0.295	<0.0655	<0.0577	2.61	<0.172	<0.0681	<0.109	NA	17.6	0.473	0.200	51.4	<0.563	3.43	1.22
92580771	SYSTEM_1_INFLUENT	02/01/2022	14,400	3.45	242	<2.08	<7.37	<2.52	<0.826	271	<2.4	<1.59	<4.71	49.4	10	371	1,810	1.7	<7.37	<1.64	1.75	21.5	<4.3	<1.7	<2.72	NA	731	5.15	2.97	1,560	<1.41	149	41.5
92590578	SYSTEM 1 INFLUENT	03/01/2022	16,900	2.59	251	<0.0831	1.090	<0.101	<0.033	337	<0.0962	<0.0634	<0.189	40.2	10	398	3,560	1.6	1.090	<0.0655	<0.0577	14.9	<0.172	<0.0681	<0.109	NA	629	5.15	2.85	1,750	<0.0563	119	33.7
System 2 Influent Sample Results																																	
92499223	South Effluent	10/07/2020	NA	<9.74	4.81	NA	<4.84	<2.06	<0.677	14.2	<4.94	<1.3	NA	3.68	<4.03	9.32	32.5	NA	<4.84	NA	<5.9	NA	<0.564	<1.4	<1.11	1,240	24.5	1.87	<1.61	NA	<1.15	12.7	4.30
92501356	SOUTH INFLUENT	10/20/2020	NA	<9.74	41.6	NA	<4.84	<2.06	<0.677	310	<4.94	<1.3	NA	18.9	<4.03	105	912	NA	<4.84	NA	<5.9	NA	<0.564	<1.4	<1.11	17,400	150	7.22	2.94	NA	<1.15	63.7	20.3
92501691	South Influent	10/22/2020	NA	<9.74	27.2	NA	<4.84	<2.06	<0.677	155	<4.94	<1.3	NA	11.2	<4.03	70.1	679	NA	<4.84	NA	<5.9	NA	<0.564	<1.4	<1.11	12,800	96.5	5.06	2.10	NA	<1.15	37.8	12.3
92502469	South Effluent	10/27/2020	3,410	<5.94	23.5	<2.08	<7.37	<2.52	<0.826	<1.38	<2.4	<1.59	<2.38	7.80	2.01	42.1	395	<1.97	<7.37	<1.64	<1.44	<6.15	<1.38	<1.7	<2.72	NA	77.6	2.39	<1.96	282	<1.41	23.2	8.06
92502982	SOUTH INFLUENT	10/29/2020	2,870	<5.94	22.1	<2.08	<7.37	<2.52	<0.826	47.5	<2.4	<1.59	<2.38	7.33	3.24	61.8	317	<1.97	<7.37	<1.64	<1.44	<6.15	<1.38	<1.7	<2.72	NA	68.2	2.20	<1.96	208	<1.41	22.6	7.33
92503969	THERMOX EFFLUENT	11/04/2020	4,100	<5.94	47.0	<2.08	<7.37	<2.52	<0.826	107	<2.4	<1.59	<2.38	9.49	4.06	55.2	624	<1.97	<7.37	<1.64	<1.44	<6.15	<1.38	<1.7	<2.72	NA	133	2.74	<1.96	401	<1.41	29.9	10.1
92504601	Thermox Influent	11/06/2020	15,700	<2.38	100	<0.831	<2.95	<1.01	<0.33	172	<0.962	<0.634	<0.95	36.8	21.2	207	814	<0.787	<2.95	<0.655	<0.577	<2.46	<0.551	<0.681	<1.09	NA	159	23.4	<0.785	556	<0.563	112	30.0
92505172	South Influent	11/10/2020	12,400	<5.94	110	<2.08	<7.37	<2.52	<0.826	205	<2.4	<1.59	5.77	22.5	8.10	243	1,450	<1.97	<7.37	<1.64	<1.44	<6.15	<1.38	<1.7	<2.72	NA	257	4.96	2.49	869	<1.41	69.4	21.9
92506000	South Influent	11/13/2020	10,600	<2.38	145	<0.831	<2.95	<1.01	<0.33	527	<0.962	<0.634	6.77	21.2	5.99	255	2,210	0.94	<2.95	<0.655	<0.577	3.27	<0.551	<0.681	<1.09	NA	375	3.08	1.68	1,360	<0.563	66.8	20.1
92506477	SOUTH INFLUENT	11/17/2020	7,350	<1.19	176	<0.416	<1.47	<0.504	<0.165	327	<0.481	<0.317	<0.475	24.8	<0.393	310	2,130	1.21	<1.47	<0.328	<0.288	2.73	<0.276	<0.34	<0.543	NA	355	3.29	1.87	1,470	<0.282	69.4	21.4
92509061	SOUTH THERMOX INFLUENT	12/02/2020	11,800	<5.94	184	<2.08	<7.37	<2.52	<0.826	271	<2.4	<1.59	<2.38	26.7	<1.96	236	546	<1.97	<7.37	<1.64	<1.44	<6.15	<1.38	<1.7	<2.72	NA	426	3.22	<1.96	359	<1.41	78.5	21.3
92510193	South Influent_20201208	12/08/2020	2,520	<1.19	36.1	<0.416	<1.47	<0.504	<0.165	57.5	<0.481	<0.317	1.98	6.46	1.74	41.3	391	<0.393	<1.47	<0.328	0.382	3.10	<0.276	<0.34	<0.543	NA	94.9	1.06	0.58	286	<0.282	19.1	5.55
92511085	South Influent	12/10/2020	9,910	72.0	161	<0.831	<2.95	<1.01	<0.33	204	<0.962	<0.634	3.77	21.2	5.45	204	2,070	0.81	<2.95	<0.655	<0.577	5.48	<0.551	<0.681	6.23	NA	300	3.03	1.58	1,180	<0.563	62.4	18.3
92511819	System 2 Influent	12/15/2020	12,100	<5.94	226	<2.08	<7.37	<2.52	<0.826	294	<2.4	<1.59	3.49	28.9	6.72	235	2,190	<1.97	<7.37	<1.64	1.88	7.94	<1.38	<1.7	<2.72	NA	463	3.71	2.00	1,390	<1.41	86.3	24.1
92512637	System 2 Influent	12/17/2020	12,700	<5.94	210	<2.08	<7.37	<2.52	<0.826	260	<2.4	<1.59	4.05	26.6	7.21	267	1,350	<1.97	<7.37	<1.64	<1.44	11.8	<1.38	<1.7	<2.72	NA	411	5.64	2.73	836	<1.41	72.8	20.3
92513299	South Influent	12/22/2020	7,060	NA	NA	NA	NA	NA	NA	NA	NA	NA	NA	NA	NA	NA	NA	NA	NA	NA	NA	NA	NA	NA	NA	NA	NA	NA	NA	NA	NA	NA	NA
92518465	SYSTEM 2 INFLUENT	01/26/2021	785	<0.238	17.5	<0.0831	<0.295	<0.101	<0.033	21.4	<0.0962	<0.0634	1.10	2.27	0.54	22.2	1,920	0.0806	<0.295	<0.0655	<0.0577	<0.246	<0.0551	<0.0681	0.435	NA	370	0.306	0.167	1,210	<0.0563	6.63	1.87
92520512	System 2 Influent	02/05/2021	13,400	<0.238	247	<0.0831	<0.295	<0.101	<0.033	286	<0.0962	<0.0634	<0.095	31.2	10.4	189	2,130	1.39	<0.295	<0.0655	<0.0577	2.04	<0.0551	<0.0681	<0.109	NA	531	5.79	2.87	1,300	<0.0563	86.7	30.3
92521189	SYSTEM INFLUENT	02/09/2021	NA	<0.238	406	<0.0831	<0.295	<0.101	<0.033	496	<0.0962	<0.0634	<0.095	71.1	14.7	474	1,690	1.99	<0.295	<0.0655	<0.0577	1.04	<0.0551	<0.0681	<0.109	NA	429	8.25	4.18	1,120	<0.0563	213	62.0
92522407	SOUTH INFLUENT	02/16/2021	NA	<1.49	<0.319	<0.519	<1.84	<0.63	<0.207	<0.344	<0.601	<0.396	<0.594	<0.434	<0.491	<0.409	515	<0.492	<1.84	<0.409	<0.36	<1.54	<0.344	<0.425	<0.679	NA	<0.942	<0.491	<0.491	<0.467	<0.352	<0.867	<0.434
92523549	SOUTH INFLUENT	02/23/2021	37,400	<5.94	479	<2.08	NA	<2.52	<0.826	623	<2.4	<1.59	22.8	98.0	20.1	605	4,050	3.14	<7.37	<1.64	<1.44	<6.15	<1.38	<1.7	<2.72	NA	968	10.6	5.60	2,650	<1.41	281	76.7
92525095	SYSTEM 2 INFLUENT	03/02/2021	18,500	<2.97	495	<1.04	<3.69	<1.26	<0.413	696	5.51	1.38	39.4	45.1	9.6	642	4,090	1.77	<3.69	<0.819	3.08	12.9	<0.689	<0.851	<1.36	NA	855	4.56	2.72	2,820	<0.704	119	34.6
92526902	SOUTH INFLUENT	03/10/2021	24,400	26.4	486	<8.31	<29.5	<10.1	<3.3	572	<9.62	<6.34	189	64.6	16.2	560	5,710	<7.87	<29.5	<6.55	<5.77	48.2	<5.51	<6.81	11.1	NA	1,100	9.72	<7.85	2,340	<5.63	195	55.9
92527774	System 2 Influent	03/16/2021	14,500	<5.94	246	<2.08	<7.37	<2.52	<0.826	300	<2.4	<1.59	12.1	41.2	10.7	360	2,440	<1.97	<7.37	<1.64	<1.44	7.18	<1.38	<1.7	<2.72	NA	625	5.99	2.94	1,710	<1.41	126	37.2
92529663	System 2 - South Inf.	03/25/2021	<4,130	<0.594	46.0	<0.208	<0.737	<0.252	<0.0826	69.2	0.431	<0.159	17.1	24.5	4.10	85.5	504	0.82	<0.737	<0.164	<0.144	4.08	<0.138	<0.17	<0.272	NA	99.1	1.77	1.09	<0.187	<0.141	69.4	19.8
92539346	System_2_Influent	05/18/2021	<3,300	<11.9	<2.56	<4.16	<14.7	<5.04	<1.65	<2.76	<4.81	<3.17	<9.43	<3.47	<3.93	<3.27	<88.8	<3.93	<14.7	<3.28	<2.88	<12.3	<8.61	<3.4	<5.43	NA	<7.53	<3.93	<3.93	<37.4	<2.82	<6.94	<3.47
92540603	SYSTEM 2 INFLUENT	05/24/2021	<1,650	<5.94	<1.28	<2.08	<7.37	<2.52	<0.826	<1.38	<2.4	<1.59	<4.71	<1.73	<1.96	<1.64	<44.4	<1.97	<7.37	<1.64	<1.44	<6.15	<4.3	<1.7	<2.72	NA	<3.77	<1.96	<1.96	<1.87	<1.41	<3.47	<1.73
92541569	System_2_Influent	06/01/2021	1,620	4.40	25.1	<1.04	<3.69	<1.26	<0.413	64.1	<1.2	<0.793	11.1	7.85	2.62	48.7	346	<0.983	<3.69	4.63	<0.721	5.14	<2.15	<0.851	<1.36	NA	179	1.38	<0.982	324	<0.704	24.0	7.80
92543075	SYSTEM-2-INFLUENT	06/08/2021	<1,650	<0.238	<1.28	<0.0831	<0.295	<0.101	<0.033	<1.38	<0.0962	<0.0634	<0.189	<0.0694	<0.0785	<1.64	<22.2	<0.0787	<0.295	<0.0655	<0.0577	<0.246	<0.172	<0.0681	<0.109	NA	<3.77	<0.0785	<0.0785	<1.87	<0.0563	<3.47	<0.0694
92544278	System_2_Influent	06/15/2021	<330	<1.19	<0.256	<0.416	<1.47	<0.504	<0.165	<0.276	<0.481	<0.317	<0.943	<0.347	<0.393	<0.327	<11.1	<0.393	<1.47	<0.328	<0.288	<1.23	<0.861	<0.34	<0.543	NA	<9.42	<0.393	<0.393	<4.67	<0.282	<0.694	<0.347
92549128	SYSTEM_2_INFLUENT	07/13/2021	9,670	<5.94	203	<2.08	<7.37	<2.52	<0.826	261	<2.4	<1.59	<4.71	35.8	<1.96	299	1,720	<1.97	<7.37	<1.64	<1.44	<6.15	<4.3	<1.7	<2.72	NA	622	2.33	<1.96	1,520	<1.41	94.5	28.6
92554459	SYSTEM 2 INFLUENT	08/10/2021	6,690	<5.94	123	<2.08	<7.37	<2.52	<0.826	141	<2.4	<1.59	1.55	31.9	8.74	195	1,300	1.26	<7.37	<1.64	<1.44	3.29	<4.3	<1.7	<2.72	NA	399	4.67	2.58	715	<1.41	96.2	28.7
92560980	SYSTEM 2 INFLUENT	09/14/2021	1,020	<0.238	11.9	<0.0831	0.0725	<0.101	<0.033	15.1	<0.0962	<0.0634	0.781	4.17	1.70	24.8	98.4	0.219	0.0725	<0.0655	<0.0577	7.28	<0.172	<0.0681	0.0679	NA	48.2	1.01	0.52	107	<0.0563	12.7	4.14
92566627	SYSTEM_2_INFLUENT	10/13/2021	2.59	<0.00297	0.0450	<0.00104	<0.00369	<0.00126	<0.000413	0.0517	<0.0012	<0.000793	<0.00236	0.0164	0.00525	0.0777	0.218	0.000777	<0.00369	<0.000819	<0.000721	0.00720	0.00109	<0.000851	<0.00136	NA	0.170	0.00295	0.00160	0.247	<0.000704	0.0477	0.0147
92570757	SYSTEM_2_INFLUENT	11/04/2021	3,660	<5.94	49.2	<2.08	<7.37	<2.52	<0.826	58.5	<2.4	<1.59	1.77	22.6	8.29	92.0	298	1.11	<7.37	<1.64	<1.44	26.1	<4.3	<1.7	<2.72	NA	222	4.79	2.63	370	<1.41	70.2	22.2
92576152	SYSTEM_2_INFLUENT	12/07/2021	4,830	<1.19	76.7	<0.416	<1.470	<0.504	<0.165	86.4	<0.481	<0.317	1.59	36.9	3.62	154	522	1.67	<1.47	<0.328	<0.288	10.9	<0.861	<0.340	<0.543	NA	287	9.28	4.30	556	<0.282	114	39.1

Table 11
Summary of Thermal Oxidizer Sampling Results

Colonial Pipeline Company
2020-L1-2448
Huntersville, North Carolina

Lab Report	Sample ID	Sample Date	Volatile Organic Compounds (EPA Method TO-15) (mg/m^3)																														
			Gasoline Range Organics	Acetone	Benzene	Benzyl chloride	2-Butanone (MEK)	Carbon tetrachloride	Chloromethane	Cyclohexane	1,4-Dichlorobenzene	1,1-Dichloroethene	Ethanol	Ethylbenzene	4-Ethyltoluene	n-Heptane	n-Hexane	Isopropylbenzene (Cumene)	2-Butanone (MEK)	Methyl methacrylate	Methyl-tert-butyl ether	2-Propanol	Propylene	Styrene	Tetrachloroethene	THC as Gas	Toluene	1,2,4-Trimethylbenzene	1,3,5-Trimethylbenzene	2,2,4-Trimethylpentane	Vinyl acetate	m&p-Xylene	o-Xylene
92580770	SYSTEM_2_INFLUENT	01/04/2022	**2,500**	<5.94	**33.9**	<2.08	<7.37	<2.52	<0.826	**38.6**	<2.4	<1.59	**2.09J**	**12.2**	**0.829**	**61.8**	**202**	<1.97	<7.37	<1.64	<1.44	**10.2**	<4.3	<1.7	<2.72	NA	**138**	**1.69J**	**0.977J**	**235**	<1.41	**34.8**	**11.3**
92585446	SYSTEM_2 INFLUENT	02/01/2022	**8,800**	<5.94	**118**	<2.08	<7.37	<2.52	<827	**147**	<2.4	<1.59	<4.71	**43.8**	**11.2**	**243**	**846**	**1.73**	<7.37	<1.64	**0.56**	**34.9**	<4.3	<1.7	<2.72	NA	**520**	**5.84**	**3.38**	**906**	<1.41	**135**	**39**
92590578	SYSTEM 2 INFLUENT	03/01/2022	**4,590**	<0.238	**57**	<0.0831	**0.37**	<0.101	<0.033	**86**	<0.0962	<0.0634	<0.189	**20.4**	**6.4**	**119**	**543**	**0.95**	**0.37**	<0.0655	<0.0577	**14.8**	<0.172	<0.0681	<0.109	NA	**193**	**3.43**	**1.89**	**505**	<0.0563	**47**	**21**

Notes:
Only detected analytes listed
"<" = Indicates compound was not detected above laboratory reporting limit
J = Estimated value less than the laboratory reporting limit
NA - Not Analyzed
Bold text indicates a detection greater than the laboratory reporting limit
mg/m^3 - Milligram per meter cubed

Table 12
Summary of System One Vapor Phase Mass Removal

Colonial Pipeline Company
2020-L1-SR2448
Huntersville, North Carolina

Date	Run Time (days)	Run Time (hours)	Run Time (minutes)	Compound	Sample Concentration (mg/m^3)	Flowrate (cfm)	Flowrate (m^3/min)	Mass (lbs)	Gallons
12/15/2020	--	--	--	--	--	--	--	--	--
12/17/2020	2.6	63	3,780	GRO	20,400	129	3.65	621.0	101.7
12/22/2020	5.0	120	7,200	GRO	34,700	53	1.50	826.4	135.3
12/24/2020	1.7	40	2,400	GRO	34,700*	53	1.50	275.5	45.1
12/26/2020	--	--	--	--	--	--	--	--	--
12/28/2020	1.9	45	2,700	GRO	34,700*	53	1.50	309.9	50.7
12/30/2020	--	--	--	--	--	--	--	--	--
12/31/2020	1.0	24	1,440	GRO	34,700*	52	1.47	162.2	26.6
1/12/2021	11.9	285	17,100	GRO	34,700*	52	1.47	1,926.5	315.4
1/20/2021	7.9	190	11,405	GRO	22,400	52	1.47	829.4	135.8
1/20/2021	--	--	--	--	--	--	--	--	--
1/20/2021	0.2	5	285	GRO	22,400*	52	1.47	20.7	3.4
1/21/2021	--	--	--	--	--	--	--	--	--
1/26/2021	5.3	127	7,635	GRO	13,100	49	1.38	303.9	49.8
1/29/2021	2.7	65	3,900	GRO	13,101*	49	1.38	155.2	25.4
1/30/2021	--	--	--	--	--	--	--	--	--
2/5/2021	6.1	146	8,730	GRO	32,300	49	1.38	856.8	140.3
2/9/2021	3.8	92	5,540	GRO	32,300*	49	1.38	543.7	89.0
3/14/2021	--	--	--	--	--	--	--	--	--
3/16/2021	2.2	52	3,122	GRO	17,600	52	1.47	178.4	29.2
3/21/2021	5.3	127	7,633	GRO	17,600*	52	1.47	436.2	71.4
3/23/2021	--	--	--	--	--	--	--	--	--
3/24/2021	1.4	34	2,070	GRO	17,600*	52	1.47	118.3	19.4
3/25/2021	0.5	11	660	GRO	12,500	52	1.47	26.8	4.4
3/30/2021	5.0	120	7,200	GRO	20,400	52	1.47	476.9	78.1
3/31/2021	6.7	161	9,660	GRO	20,400*	55	1.56	676.0	110.7
4/2/2021	--	--	--	--	--	--	--	--	--
4/6/2021	12.6	302	18,090	GRO	16,900	56	1.59	1,075.0	176.0
4/13/2021	19.3	464	27,810	GRO	16,900*	56	1.59	1,652.6	270.5
4/14/2021	--	--	--	--	--	--	--	--	--
4/18/2021	16.6	398	23,879	GRO	16,900*	56	1.59	1,419.0	232.3
4/20/2021	1.5	37	2,209	GRO	17,700	56	1.59	137.5	22.5

Table 12
Summary of System One Vapor Phase Mass Removal

Colonial Pipeline Company
2020-L1-SR2448
Huntersville, North Carolina

Date	Run Time (days)	Run Time (hours)	Run Time (minutes)	Compound	Sample Concentration (mg/m^3)	Flowrate (cfm)	Flowrate (m^3/min)	Mass (lbs)	Gallons
4/27/2021	5.5	133	7,968	GRO	30,900	72	2.05	1,110.1	181.7
5/6/2021	9.0	215	12,904	GRO	46,700	81	2.31	3,063.9	501.6
5/11/2021	5.0	120	7,220	GRO	34,200	81	2.31	1,255.5	205.5
5/18/2021	5.0	120	7,200	GRO	24,500	81	2.31	896.9	146.8
5/25/2021	7.0	168	10,080	GRO	24,500*	81	2.31	1,255.6	205.6
6/1/2021	4.7	113	6,765	GRO	33,500	80	2.26	1,130.0	185.0
6/8/2021	6.3	152	9,120	GRO	16.5	83	2.34	0.8	0.1
6/15/2021	6.3	150	9,000	GRO	4,060	74	2.10	168.8	27.6
7/13/2021	24.3	583	34,980	GRO	3,140	43	1.22	296.0	48.5
8/16/2021	28.5	684	41,040	GRO	3,250	85	2.42	710.8	116.4
9/14/2021	27.5	659	39,540	GRO	12,400	69	1.97	2,126.4	348.1
10/12/2021	24.5	587	35,220	GRO	11,500	89	2.53	2,262.8	370.4
11/4/2021	18.3	438	26,280	GRO	17,300	85	2.42	2,423.0	396.7
12/7/2021	32.8	787	47,205	GRO	23,500	85	2.42	5,912.0	967.9
1/4/2022	24.9	597	35,805	GRO	446	122	3.45	121.5	19.9
2/1/2022	23.4	562	33,728	GRO	14,400	64	1.81	1,933.8	316.6
3/1/2022	26.9	645	38,685	GRO	16,900	87	2.47	3,556.3	582.2
							Gallons Removed		**6,753.5**

Notes:

* = No analytical sample, most recent lab data used for calculation

-- = System down for maintenance

cfm = cubic feet per minute

lbs = pounds

mg/m^3 = Milligrams per meter cubed

m^3/min = Cubic meter per minute

GRO = Gasoline Range Organics

Table 13
Summary of System Two Vapor Phase Mass Removal

Colonial Pipeline Company
2020-L1-SR2448
Huntersville, North Carolina

Date	Run Time (days)	Run Time (hours)	Run Time (minutes)	Compound	Sample Concentration (mg/m^3)	Flowrate (cfm)	Flowrate (m^3/min)	Mass (lbs)	Gallons
10/4-10/18/20	2.54	61	3,660	THC	7,531	69.0	1.95	118.7	19.4
10/19/2020	1	24	1,440	THC	7,531*	69.0	1.95	46.7	7.6
10/20/2020	1.0	24	1,440	THC	17,400	69.0	1.95	107.9	17.7
10/22/2020	2.0	48	2,880	THC	12,800	69.0	1.95	158.8	26.0
10/23/2020	1.0	24	1,440	THC	12,800*	70.0	1.98	80.5	13.2
10/25/2020	2.0	48	2,880	THC	12,800*	70.0	1.98	161.1	26.4
10/27/2020	2.0	48	2,880	GRO	3,410	70.0	1.98	42.9	7.0
10/29/2020	2.0	48	2,880	GRO	2,870	101.0	2.86	52.1	8.5
11/4/2020	6.0	144	8,640	GRO	2,870*	78.0	2.21	120.7	19.8
11/6/2020	2.0	48	2,880	GRO	15,700	49.0	1.39	138.3	22.6
11/9/2020	3.0	72	4,320	GRO	15,700*	93.0	2.63	393.8	64.5
11/10/2020	1.0	24	1,440	GRO	12,400	85.0	2.41	94.8	15.5
11/11/2020	1.0	24	1,440	GRO	12,400*	41.0	1.16	45.7	7.5
11/12/2020	1.0	24	1,440	GRO	12,400*	50.0	1.42	55.7	9.1
11/13/2020	1.0	24	1,440	GRO	10,600	50.0	1.42	47.6	7.8
11/17/2020	4.0	96	5,760	GRO	7,350	37.0	1.05	97.8	16.0
11/19/2020	2.0	48	2,880	GRO	7,350*	37.0	1.05	48.9	8.0
12/2/2020	13.0	312	18,720	GRO	11,800	80.0	2.27	1,103.2	180.6
12/8/2020	6.0	144	8,640	GRO	2,520	80.0	2.27	108.7	17.8
12/10/2020	2.0	48	2,880	GRO	9,910	71.0	2.01	126.5	20.7
12/15/2020	5.0	120	7,200	GRO	9,910*	80.0	2.27	356.3	58.3
12/17/2020	2.0	48	2,880	GRO	12,700	54.0	1.53	123.3	20.2
12/22/2020	5.6	135	8,100	GRO	7,060	13.2	0.38	47.3	7.7
12/24/2020	1.7	40	2,400	GRO	7,060*	13.2	0.38	14.0	2.3
12/26/2020	--	--	--	--	--	--	--	--	--
12/31/2020	4.9	118	7,080	GRO	10,200	8.7	0.25	39.2	6.4
1/21/2021	21.2	508	30,465	GRO	10,200*	9.0	0.25	174.6	28.6

Table 13
Summary of System Two Vapor Phase Mass Removal

Colonial Pipeline Company
2020-L1-SR2448
Huntersville, North Carolina

Date	Run Time (days)	Run Time (hours)	Run Time (minutes)	Compound	Sample Concentration (mg/m^3)	Flowrate (cfm)	Flowrate (m^3/min)	Mass (lbs)	Gallons
1/22/2021	--	--	--	--	--	--	--	--	--
1/26/2021	3.9	93	5,550	GRO	785	6.9	0.20	1.9	0.3
2/5/2021	10.0	240	14,400	GRO	13,400	6.9	0.20	83.3	13.6
2/9/2021	3.5	85	5,100	GRO	49,913	6.9	0.20	109.9	18.0
2/16/2021	7.6	182	10,890	GRO	5,150	5.7	0.16	20.1	4.83
2/23/2021	6.4	155	9,270	GRO	37,400	5.3	0.15	114.7	18.8
3/10/2021	15.0	360	21,600	GRO	24,400	9.5	0.27	313.2	51.3
3/16/2021	6.0	144	8,640	GRO	14,500	8.7	0.25	67.9	11.1
3/22/2021	6.0	144	8,640	GRO	14,500*	8.7	0.25	67.9	11.1
3/23/2021	--	--	--	--	--	--	--	--	--
3/24/2021	1.0	24	1,440	GRO	14,500	10.0	0.28	13.0	2.1
3/25/2021	1.0	24	1,440	GRO	4,130	10.0	0.28	3.7	0.6
3/27/2021	3.0	72	4,320	GRO	4,130*	10.0	0.28	11.1	1.8
5/11/2021	--	--	--	--	--	--	--	--	--
5/18/2021	6.8	163	9,780	GRO	3,300	20.4	0.58	41.1	6.7
5/25/2021	7.0	168	10,080	GRO	3,300*	20.4	0.58	42.4	6.9
6/1/2021	5.0	120	7,200	GRO	1,620	30.8	0.87	22.4	3.7
6/8/2021	6.3	152	9,120	GRO	1,650*	24.1	0.68	22.7	3.7
6/15/2021	6.2	149	8,955	GRO	330	30.0	0.85	5.5	0.9
7/13/2021	25.2	605	36,315	GRO	9,670	74.6	2.11	1634.9	267.7
8/10/2021	25.6	616	36,930	GRO	6,690	49.1	1.39	756.7	123.9
9/10/2021	28.1	675	40,485	GRO	10,400	53.8	1.52	1413.4	231.4
9/14/2021	3.8	92	5,535	GRO	1,020	68.3	1.93	24.1	3.9
10/12/2021	26.9	645	38,700	GRO	2.59	70.3	1.99	0.4	0.1
11/4/2021	20.8	499	29,910	GRO	3,600	85.8	2.43	576.5	94.4
12/7/2021	31.6	758	45,450	GRO	4,830	93.0	2.63	1274.8	208.7

Table 13
Summary of System Two Vapor Phase Mass Removal

Colonial Pipeline Company
2020-L1-SR2448
Huntersville, North Carolina

Date	Run Time (days)	Run Time (hours)	Run Time (minutes)	Compound	Sample Concentration (mg/m^3)	Flowrate (cfm)	Flowrate (m^3/min)	Mass (lbs)	Gallons
1/4/2022	25.8	618	37,092	GRO	2,500	76.5	2.17	443.1	72.5
2/1/2022	19.9	478	28,700	GRO	8,800	46.1	1.31	727.2	119.0
3/1/2022	26.7	640	38,400	GRO	4,590	64.8	1.83	712.6	116.7
							Gallons Removed		**2,033.2**

Notes:

* = No analytical sample, most recent lab data used for calculation

-- = System down for maintenance

cfm = cubic feet per minute

lbs = pounds

mg/m^3 = Milligrams per meter cubed

m^3/min = Cubic meter per minute

THC = Total Hydrocarbon

GRO = Gasoline Range Organics

Table 14
Summary of Pumping Wells

Colonial Pipeline Company
2020-L1-SR2448
Huntersville, North Carolina

Well ID	Pump Type	Vacuum Enhancement	Well ID	Pump Type	Vacuum Enhancement
MW-11	Top	Yes	RW-30	Top	Yes
MW-22R	Bottom	Yes	RW-31	Bottom	Yes
MW-24	Top	Yes	RW-32	Bottom	Yes
MW-26R	Bottom	Yes	RW-33	Bottom	Yes
MW-39	Bottom	Yes	RW-34	Bottom	Yes
MW-47	Top	Yes	RW-35	Bottom	Yes
MW-48	Top	Yes	RW-36	Bottom	Yes
MW-54	Bottom	Yes	RW-37	Bottom	Yes
MW-55	Bottom	Yes	RW-38	Top	Yes
MW-61	Top	Yes	RW-39	Bottom	Yes
MW-85	Bottom	Yes	RW-43	Top	Yes
MW-90D	Bottom	Yes	RW-45	Top	Yes
MW-91D	Bottom	Yes	RW-46	Top	Yes
RW-01	Bottom	Yes	RW-47	Top	Yes
RW-02	Top	Yes	RW-48	Bottom	Yes
RW-03	Bottom	Yes	RW-49	Bottom	Yes
RW-04	Bottom	Yes	RW-50	Bottom	Yes
RW-05	Top	Yes	RW-51	Bottom	Yes
RW-06	Top	Yes	RW-52	Bottom	Yes
RW-07	Top	Yes	RW-53	Bottom	Yes
RW-08	Bottom	Yes	RW-54	Bottom	Yes
RW-09	Top	Yes	RW-55	Bottom	Yes
RW-10	Top	Yes	RW-56	Bottom	Yes
RW-11	Bottom	Yes	RW-57	Bottom	Yes
RW-12	Bottom	Yes	RW-58	Bottom	Yes
RW-13	Bottom	Yes	RW-59	Bottom	Yes
RW-14	Top	No	RW-60	Bottom	Yes
RW-15	Bottom	Yes	RW-61	Bottom	Yes
RW-16	Top	Yes	RW-62	Bottom	Yes
RW-18	Top	Yes	RW-63	Bottom	Yes
RW-19	Bottom	Yes	RW-64	Bottom	Yes
RW-20	Bottom	No	RW-65	Bottom	Yes
RW-21	Bottom	No	RW-66	Bottom	Yes
RW-22	Top	Yes	RW-67	Bottom	Yes
RW-23	Bottom	Yes	RW-68	Bottom	Yes
RW-24	Top	Yes	RW-69	Bottom	Yes
RW-25	Top	Yes	RW-70	Bottom	Yes
RW-26	Top	Yes	RW-71	Bottom	Yes
RW-27	Bottom	Yes	RW-72	Bottom	Yes
RW-28	Top	Yes	RW-73	Bottom	Yes
RW-29	Top	Yes	RW-74	Bottom	Yes

Table 14
Summary of Pumping Wells

Colonial Pipeline Company
2020-L1-SR2448
Huntersville, North Carolina

Well ID	Pump Type	Vacuum Enhancement	Well ID	Pump Type	Vacuum Enhancement
RW-75	Bottom	Yes	RW-104	Bottom	Yes
RW-76	Bottom	Yes	RW-105	Bottom	Yes
RW-77	Bottom	Yes	RW-108	Bottom	Yes
RW-79	Bottom	Yes	RW-109	Bottom	Yes
RW-80	Bottom	Yes	RW-110	Bottom	Yes
RW-81	Bottom	Yes	RW-111	Bottom	Yes
RW-83	Bottom	Yes	RW-112	Bottom	Yes
RW-84	Bottom	Yes	HCW-01	Bottom	Yes
RW-85	Bottom	Yes	HCW-03	Bottom	Yes
RW-86	Bottom	Yes	HCW-06	Bottom	Yes
RW-87	Bottom	Yes	HCW-07	Bottom	Yes
RW-88	Bottom	Yes	HCW-10	Bottom	Yes
RW-89	Bottom	Yes	HCW-13	Top	Yes
RW-90	Bottom	Yes	HCW-14	Top	Yes
RW-91	Bottom	Yes	HCW-15	Bottom	Yes
RW-92	Bottom	Yes	HCW-16	Bottom	Yes
RW-93	Bottom	Yes	HCW-19	Bottom	Yes
RW-94	Bottom	Yes	HCW-21	Bottom	Yes
RW-95	Bottom	Yes	HCW-25	Bottom	Yes
RW-96	Bottom	Yes	NHCW-06	Bottom	Yes
RW-97	Bottom	Yes	NHCW-11	Bottom	Yes
RW-98	Bottom	Yes	NHCW-12	Bottom	Yes
RW-100	Bottom	Yes	NHCW-13	Bottom	Yes
RW-101	Bottom	Yes	NHCW-14	Bottom	Yes
RW-102	Bottom	Yes	NHCW-16	Bottom	Yes

Notes:
Bottom = Bottom Loading Pump
Top = Top Loading Pump

APPENDIX A

BORING LOGS AND GW-1 FORMS

BORING NUMBER RW-104

Apex Companies

CLIENT Colonial Pipeline
PROJECT NAME 2020-L1-SR2448
PROJECT NUMBER CPC21018
PROJECT LOCATION Huntersville, NC
DATE/TIME STARTED 2021-12-20 00:00 **COMPLETED** 2021-12-20 00:00 **GROUND ELEVATION** ____ **TOP OF CASING** ____
DRILLING CONTRACTOR Parratt-Wolff
EQUIPMENT CME 550X
DRILLER Kevin White
GROUND WATER LEVELS AND TIME:
LOGGED BY Jamie Humphrey **BOREHOLE DIAMETER** 10.25 in.
DURING DRILLING ---
METHOD HSA/Split Spoon
AFTER DRILLING ---

DEPTH (ft)	SAMPLE TYPE NUMBER	ENVIRONMENTAL DATA	GRAPHIC LOG	MATERIAL DESCRIPTION	COMMENTS
0					
	AU	PID = 5.9		LEAN CLAY, SILTY, (CL) red 2.5YR 4/8, dry, micaceous	
5					
	AU	PID = 70.3			
10				10.0	
	SS	PID = 157.8		12.0 SILT, CLAYEY, (ML) yellow brown 10YR 5/8, dry, trace fine sand, trace roots, saprolite, micaceous	
	SS	PID = 138.2		14.0 SILT, SANDY, (ML) red 2.5YR 5/6, some fine gravel, saprolite, dioritic, micaceous	
15	SS	PID = 117.8		16.0 SILT, SANDY, (ML) olive 5Y 4/3, some fine gravel, saprolite, dioritic, micaceous	
	SS	PID = 428.7		18.0 SILT, (ML) N9, white sand at top followed by oxidized dioritic saprolite	
20	SS	PID = 1255		SILT, SANDY, (ML) red brown 5YR 5/4, moist, trace fine sand, hydrocarbon odor, saprolite, dioritic, micaceous, oxidized	Soil Sample (20-22') @ 1530
	SS	PID = 1135			Soil Sample (42-44') @ 1535
	SS	PID = 853.1		24.0	
25	SS	PID = 327.1		SILTY SAND, (SM) pale red 2.5YR 6/2, moist, with fine to medium sand, hydrocarbon odor, saprolite, dioritic, micaceous, oxidized	
	SS	PID = 851.5			
30	SS	PID = 302.3			
	SS	PID = 768.7			
	SS	PID = 319.5		34.0	
35	SS	PID = 314.3		36.0 SILTY SAND, (SM) strong brown 7.5YR 5/8, saturated, with fine to medium sand, hydrocarbon odor, saprolite, dioritic, micaceous, oxidized	
	SS	PID = 555.1			
40	SS	PID = 1138		40.0 SILTY SAND, (SM) pale red 2.5YR 5/2, saturated, with fine to medium sand, hydrocarbon odor, saprolite, dioritic, micaceous, oxidized	
	SS	PID = 1214		WELL GRADED SAND, (SW) dark red brown 5YR 3/2, saturated, with medium to coarse sand, hydrocarbon odor, saprolite, dioritic, micaceous, oxidized	
	SS	PID = 704.3		44.0	

Refusal at 44.0 feet.
Bottom of borehole at 44.0 feet.

WELL DIAGRAM

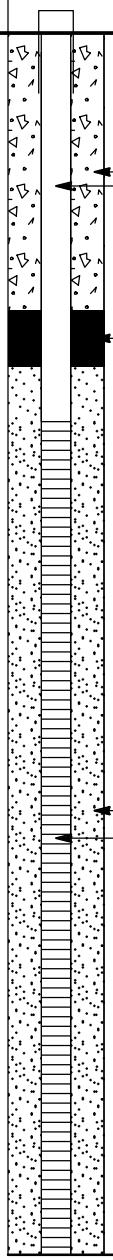

CPC_HUNTERSVILLE_BH_MW - GINT STD US LAB.GDT - 2/16/22 13:17 - C:\USERS\PUBLIC\DOCUMENTS\BENTLEY\GINTCL\PROJECTS\CPC_HUNTERSVILLE.GP

WELL CONSTRUCTION RECORD

This form can be used for single or multiple wells

1. Well Contractor Information:

Kevin White

Well Contractor Name

2973

NC Well Contractor Certification Number

Parratt-Wolff, Inc.

Company Name

2. Well Construction Permit #: _____

List all applicable well permits (i.e. County, State, Variance, Injection, etc.)

3. Well Use (check well use):

Water Supply Well:

☐Agricultural ☐Municipal/Public

☐Geothermal (Heating/Cooling Supply) ☐Residential Water Supply (single)

☐Industrial/Commercial ☐Residential Water Supply (shared)

☐Irrigation

Non-Water Supply Well:

☑Monitoring ☐Recovery

Injection Well:

☐Aquifer Recharge ☐Groundwater Remediation

☐Aquifer Storage and Recovery ☐Salinity Barrier

☐Aquifer Test ☐Stormwater Drainage

☐Experimental Technology ☐Subsidence Control

☐Geothermal (Closed Loop) ☐Tracer

☐Geothermal (Heating/Cooling Return) ☐Other (explain under #21 Remarks)

4. Date Well(s) Completed: 12-20-21 **Well ID#** RW-104

5a. Well Location:

Colonial Pipeline Company

Facility/Owner Name

Facility ID# (if applicable)

14511 Huntersville-Concord Road, Huntersville, NC 28078

Physical Address, City, and Zip

Mecklenburg

County

Parcel Identification No. (PIN)

5b. Latitude and Longitude in degrees/minutes/seconds or decimal degrees:
(if well field, one lat/long is sufficient)

35.414719 N -80.806525 W

6. Is (are) the well(s): ☑**Permanent** or ☐**Temporary**

7. Is this a repair to an existing well: ☐**Yes** or ☑**No**

If this is a repair, fill out known well construction information and explain the nature of the repair under #21 remarks section or on the back of this form.

8. Number of wells constructed: 1

For multiple injection or non-water supply wells ONLY with the same construction, you can submit one form.

9. Total well depth below land surface: 44 **(ft.)**

For multiple wells list all depths if different (example- 3@200' and 2@100')

10. Static water level below top of casing: 31 **(ft.)**

If water level is above casing, use "–"

11. Borehole diameter: 4 **(in.)**

12. Well construction method: 6 5/8 HSA , & 2" spoons

(i.e. auger, rotary, cable, direct push, etc.)

FOR WATER SUPPLY WELLS ONLY:

13a. Yield (gpm) _____ **Method of test:** _____

13b. Disinfection type: _____ **Amount:** _____

For Internal Use ONLY:

14. WATER ZONES

FROM	TO	DESCRIPTION
31 ft.	44 ft.	Wet
ft.	ft.	

15. OUTER CASING (for multi-cased wells) OR LINER (if applicable)

FROM	TO	DIAMETER	THICKNESS	MATERIAL
ft.	ft.	in.		

16. INNER CASING OR TUBING (geothermal closed-loop)

FROM	TO	DIAMETER	THICKNESS	MATERIAL
0 ft.	14 ft.	4 in.	sch40	pvc
ft.	ft.	in.		

17. SCREEN

FROM	TO	DIAMETER	SLOT SIZE	THICKNESS	MATERIAL
14 ft.	44 ft.	4 in.	.010	sch40	pvc
ft.	ft.	in.			

18. GROUT

FROM	TO	MATERIAL	EMPLACEMENT METHOD & AMOUNT
0 ft.	10 ft.	Portland Cem	Tremie
10 ft.	12 ft.	Bentonite Chi	Tremie
ft.	ft.		

19. SAND/GRAVEL PACK (if applicable)

FROM	TO	MATERIAL	EMPLACEMENT METHOD
12 ft.	59 ft.	#1 Sand	Tremie
ft.	ft.		

20. DRILLING LOG (attach additional sheets if necessary)

FROM	TO	DESCRIPTION (color, hardness, soil/rock type, grain size, etc.)
ft.	ft.	
ft.	ft.	
ft.	ft.	
ft.	ft.	
ft.	ft.	
ft.	ft.	
ft.	ft.	

21. REMARKS

No Cover

22. Certification:

Kevin White 1-17-22

Signature of Certified Well Contractor Date

By signing this form, I hereby certify that the well(s) was (were) constructed in accordance with 15A NCAC 02C .0100 or 15A NCAC 02C .0200 Well Construction Standards and that a copy of this record has been provided to the well owner.

23. Site diagram or additional well details:

You may use the back of this page to provide additional well site details or well construction details. You may also attach additional pages if necessary.

SUBMITTAL INSTUCTIONS

24a. For All Wells: Submit this form within 30 days of completion of well construction to the following:

Division of Water Resources, Information Processing Unit,
1617 Mail Service Center, Raleigh, NC 27699-1617

24b. For Injection Wells ONLY: In addition to sending the form to the address in 24a above, also submit a copy of this form within 30 days of completion of well construction to the following:

Division of Water Resources, Underground Injection Control Program,
1636 Mail Service Center, Raleigh, NC 27699-1636

24c. For Water Supply & Injection Wells:

Also submit one copy of this form within 30 days of completion of well construction to the county health department of the county where constructed.

BORING NUMBER RW-105

Apex Companies

CLIENT Colonial Pipeline
PROJECT NAME 2020-L1-SR2448
PROJECT NUMBER CPC21018
PROJECT LOCATION Huntersville, NC
DATE/TIME STARTED 2021-12-21 00:00 **COMPLETED** 2021-12-21 00:00 **GROUND ELEVATION** _____ **TOP OF CASING** _____
DRILLING CONTRACTOR Parratt-Wolff
EQUIPMENT CME 550X
DRILLER Kevin White
GROUND WATER LEVELS AND TIME:
LOGGED BY Jamie Humphrey **BOREHOLE DIAMETER** 10.25 in.
DURING DRILLING ---
METHOD HSA/Split Spoon
AFTER DRILLING ---

DEPTH (ft)	SAMPLE TYPE NUMBER	ENVIRONMENTAL DATA	GRAPHIC LOG	MATERIAL DESCRIPTION	COMMENTS
0	AU	PID = 3.1		LEAN CLAY, SILTY, (CL) red 10R 3/3, dry, trace organics, micaceous	
5.0	AU	PID = 545.3		SILT, CLAYEY, (ML) brown 7.5YR 4/4, moist, trace organics, micaceous	
10.0	NR				
14.0	SS	PID = 428.6		SILT, SANDY, (ML) red brown 5YR 4/4, moist, some fine sands, hydrocarbon odor, saprolite, dioritic, micaceous, oxidized	
	SS	PID = 136.7			
	SS	PID = 598.2		SILT, SANDY, (ML) olive 5Y 5/3, moist, some fine sands, hydrocarbon odor, saprolite, dioritic, micaceous, oxidized	
20	SS	PID = 308			
22.0	SS	PID = 647.9			
24.0	SS	PID = 1834		SILT, SANDY, (ML) pale yellow 2.5Y 8/2, moist, with medium to coarse sand, hydrocarbon odor, saprolite, dioritic, micaceous, oxidized	
	SS	PID = 427.9			
28.0	SS	PID = 412.7		SILT, SANDY, (ML) light yellow brown 2.5Y 6/4, moist, some fine to medium sand, hydrocarbon odor, saprolite, dioritic, micaceous, oxidized	
30	SS	PID = 621.8			Soil Sample (28-30') @ 1645
30.0	SS	PID = 458.9		SILT, SANDY, (ML) olive brown 2.5Y 4/4, moist, some medium to coarse sand, hydrocarbon odor, saprolite, dioritic, micaceous, oxidized	
32.0	SS	PID = 726.6			
34.0	SS	PID = 1553		SILT, SANDY, (ML) light olive brown 2.5Y 5/4, moist, some medium to coarse sand, hydrocarbon odor, saprolite, dioritic, micaceous, oxidized	
	SS	PID = 1046			
40	SS	PID = 654.1		SILT, SANDY, (ML) light yellow brown 2.5Y 6/4, moist, hydrocarbon odor, saprolite, dioritic, micaceous, oxidized	
40.0	SS	PID = 378.3		SILT, SANDY, (ML) olive 5Y 4/3, moist, with fine to medium sand, hydrocarbon odor, saprolite, dioritic, micaceous, oxidized	
44.0	SS	PID = 429.4			
46.0	SS	PID = 348.9		SILT, SANDY, (ML) olive 5Y 4/3, saturated, with fine to medium sand, hydrocarbon odor, saprolite, dioritic, micaceous, oxidized	
48.0	SS	PID = 439.7			
50	SS	PID = 354.2			Soil Sample (48-50') @ 1650
50.0	SS	PID = 383.1		SILT, (ML) red gray 5YR 5/2, saturated, with fine to coarse sand, hydrocarbon odor, saprolite, dioritic, micaceous, oxidized	
				SILT, (ML) olive gray 5Y 4/2, saturated, with fine to medium sand, hydrocarbon	

WELL DIAGRAM

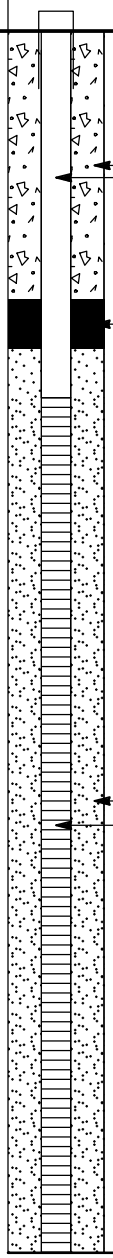

(Continued Next Page)

CPC_HUNTERSVILLE_BH_MW - GINT STD US LAB.GDT - 2/16/22 13:17 - C:\USERS\PUBLIC\DOCUMENTS\BENTLEY\GINTCL\PROJECTS\CPC_HUNTERSVILLE.GP

BORING NUMBER RW-105

Apex Companies

CLIENT Colonial Pipeline **PROJECT NAME** 2020-L1-SR2448

PROJECT NUMBER CPC21018 **PROJECT LOCATION** Huntersville, NC

DEPTH (ft)	SAMPLE TYPE NUMBER	ENVIRONMENTAL DATA	GRAPHIC LOG	MATERIAL DESCRIPTION	COMMENTS	WELL DIAGRAM
				odor, saprolite, dioritic, micaceous, oxidized		
				SILT, (ML) black 5Y 2.5/2, saturated, with medium to coarse sand, trace gravel, hydrocarbon odor, saprolite, dioritic, micaceous, oxidized		
				Refusal at 50.0 feet. Bottom of borehole at 50.0 feet.		

CPC_HUNTERSVILLE_BH_MW - GINT STD US LAB.GDT - 2/16/22 13:17 - C:\USERS\PUBLIC\DOCUMENTS\BENTLEY\GINTCL\PROJECTS\CPC_HUNTERSVILLE.GP

WELL CONSTRUCTION RECORD

This form can be used for single or multiple wells

1. Well Contractor Information:

Kevin White

Well Contractor Name

2973

NC Well Contractor Certification Number

Parratt-Wolff, Inc.

Company Name

2. Well Construction Permit #: _____

List all applicable well permits (i.e. County, State, Variance, Injection, etc.)

3. Well Use (check well use):

Water Supply Well:

☐Agricultural ☐Municipal/Public

☐Geothermal (Heating/Cooling Supply) ☐Residential Water Supply (single)

☐Industrial/Commercial ☐Residential Water Supply (shared)

☐Irrigation

Non-Water Supply Well:

☑Monitoring ☐Recovery

Injection Well:

☐Aquifer Recharge ☐Groundwater Remediation

☐Aquifer Storage and Recovery ☐Salinity Barrier

☐Aquifer Test ☐Stormwater Drainage

☐Experimental Technology ☐Subsidence Control

☐Geothermal (Closed Loop) ☐Tracer

☐Geothermal (Heating/Cooling Return) ☐Other (explain under #21 Remarks)

4. Date Well(s) Completed: 12-22-21 **Well ID#** RW-105

5a. Well Location:

Colonial Pipeline Company

Facility/Owner Name

Facility ID# (if applicable)

14511 Huntersville-Concord Road, Huntersville, NC 28078

Physical Address, City, and Zip

Mecklenburg

County

Parcel Identification No. (PIN)

5b. Latitude and Longitude in degrees/minutes/seconds or decimal degrees:
(if well field, one lat/long is sufficient)

_____ N _____ W

6. Is (are) the well(s): ☑**Permanent** or ☐**Temporary**

7. Is this a repair to an existing well: ☐**Yes** or ☑**No**

If this is a repair, fill out known well construction information and explain the nature of the repair under #21 remarks section or on the back of this form.

8. Number of wells constructed: 1

For multiple injection or non-water supply wells ONLY with the same construction, you can submit one form.

9. Total well depth below land surface: 50 **(ft.)**

For multiple wells list all depths if different (example- 3@200' and 2@100')

10. Static water level below top of casing: 30 **(ft.)**

If water level is above casing, use "-"

11. Borehole diameter: 4 **(in.)**

12. Well construction method: 6 5/8 HSA , & 2" spoons

(i.e. auger, rotary, cable, direct push, etc.)

FOR WATER SUPPLY WELLS ONLY:

13a. Yield (gpm) _____ **Method of test:** _____

13b. Disinfection type: _____ **Amount:** _____

For Internal Use ONLY

14. WATER ZONES

FROM	TO	DESCRIPTION
30 ft.	50 ft.	Wet
ft.	ft.	

15. OUTER CASING (for multi-cased wells) OR LINER (if applicable)

FROM	TO	DIAMETER	THICKNESS	MATERIAL
ft.	ft.	in.		

16. INNER CASING OR TUBING (geothermal closed-loop)

FROM	TO	DIAMETER	THICKNESS	MATERIAL
0 ft.	15 ft.	4 in.	sch40	pvc
ft.	ft.	in.		

17. SCREEN

FROM	TO	DIAMETER	SLOT SIZE	THICKNESS	MATERIAL
15 ft.	50 ft.	4 in.	.010	sch40	pvc
ft.	ft.	in.			

18. GROUT

FROM	TO	MATERIAL	EMPLACEMENT METHOD & AMOUNT
0 ft.	11 ft.	Portland Cem	Tremie
11 ft.	13 ft.	Bentonite Chi	Tremie
ft.	ft.		

19. SAND/GRAVEL PACK (if applicable)

FROM	TO	MATERIAL	EMPLACEMENT METHOD
13 ft.	50 ft.	#1 Sand	Tremie
ft.	ft.		

20. DRILLING LOG (attach additional sheets if necessary)

FROM	TO	DESCRIPTION (color, hardness, soil/rock type, grain size, etc.)
ft.	ft.	
ft.	ft.	
ft.	ft.	
ft.	ft.	
ft.	ft.	
ft.	ft.	
ft.	ft.	

21. REMARKS

No Cover

22. Certification:

Signature of Certified Well Contractor — Date: 1·19·22

By signing this form, I hereby certify that the well(s) was (were) constructed in accordance with 15A NCAC 02C .0100 or 15A NCAC 02C .0200 Well Construction Standards and that a copy of this record has been provided to the well owner.

23. Site diagram or additional well details:

You may use the back of this page to provide additional well site details or well construction details. You may also attach additional pages if necessary.

SUBMITTAL INSTUCTIONS

24a. For All Wells: Submit this form within 30 days of completion of well construction to the following:

Division of Water Resources, Information Processing Unit,
1617 Mail Service Center, Raleigh, NC 27699-1617

24b. For Injection Wells ONLY: In addition to sending the form to the address in 24a above, also submit a copy of this form within 30 days of completion of well construction to the following:

Division of Water Resources, Underground Injection Control Program,
1636 Mail Service Center, Raleigh, NC 27699-1636

24c. For Water Supply & Injection Wells:

Also submit one copy of this form within 30 days of completion of well construction to the county health department of the county where constructed

BORING NUMBER RW-107

Apex Companies

CLIENT Colonial Pipeline
PROJECT NAME 2020-L1-SR2448
PROJECT NUMBER CPC21018
PROJECT LOCATION Huntersville, NC
DATE/TIME STARTED 2022-01-19 00:00 **COMPLETED** 2022-01-19 00:00 **GROUND ELEVATION** **TOP OF CASING**
DRILLING CONTRACTOR Parratt-Wolff
EQUIPMENT CME 850X
DRILLER Kevin White
GROUND WATER LEVELS AND TIME:
LOGGED BY Jamie Humphrey **BOREHOLE DIAMETER** 10.25 in.
DURING DRILLING ---
METHOD HSA/Split Spoon
AFTER DRILLING ---

DEPTH (ft)	SAMPLE TYPE NUMBER	ENVIRONMENTAL DATA	GRAPHIC LOG	MATERIAL DESCRIPTION	COMMENTS
0					
	AU	PID = 2.4		LEAN CLAY, SILTY, (CL) red 10R 4/6, trace organics, micaceous	
5				5.0	
	AU	PID = 65.7		SILT, CLAYEY, (ML) brown 7.5YR 5/4, dry, low plasticity, micaceous	
10				10.0	
	SS	PID = 1416		SILT, SANDY, (ML) red brown 2.5YR 5/4, dry, trace fine sand, hydrocarbon odor, saprolite, some oxidation	Soil Sample (10-12') @ 1125
	SS	PID = 740.8		14.0	
15	SS	PID = 654.3		SILT, SANDY, (ML) light olive brown 2.5Y 5/3, dry, trace fine sand, some mica, hydrocarbon odor, saprolite, dioritic, some oxidation	
	SS	PID = 683.9			
	SS	PID = 670.7			
20				20.0	
	SS	PID = 589.4		SILT, SANDY, (ML) olive brown 2.5Y 4/3, moist, trace fine sand, some mica, hydrocarbon odor, saprolite, dioritic, some oxidation	
	SS	PID = 837.2		24.0	
25	SS	PID = 330.3		SILT, (ML) dark olive gray 5Y 3/2, moist, trace fine sand, trace cobbles, hydrocarbon odor	
	SS	PID = 590.6		27.0	Soil Sample (26-27') @ 1130

Refusal at 27.0 feet.
Bottom of borehole at 27.0 feet.

WELL DIAGRAM

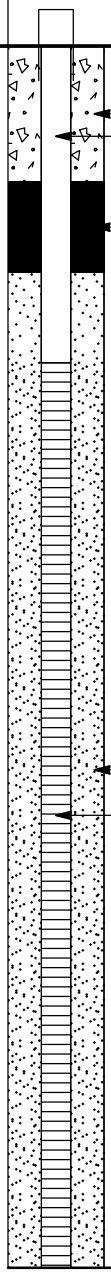

CPC_HUNTERSVILLE_BH_MW - GINT STD US LAB.GDT - 2/16/22 13:17 - C:\USERS\PUBLIC\DOCUMENTS\BENTLEY\GINTCL\PROJECTS\CPC_HUNTERSVILLE.GP

WELL CONSTRUCTION RECORD

This form can be used for single or multiple wells

1. Well Contractor Information:

Kevin White

Well Contractor Name

2973

NC Well Contractor Certification Number

Parratt-Wolff, Inc.

Company Name

2. Well Construction Permit #: _____

List all applicable well permits (i.e. County, State, Variance, Injection, etc.)

3. Well Use (check well use):

Water Supply Well:

☐Agricultural ☐Municipal/Public

☐Geothermal (Heating/Cooling Supply) ☐Residential Water Supply (single)

☐Industrial/Commercial ☐Residential Water Supply (shared)

☐Irrigation

Non-Water Supply Well:

☑Monitoring ☐Recovery

Injection Well:

☐Aquifer Recharge ☐Groundwater Remediation

☐Aquifer Storage and Recovery ☐Salinity Barrier

☐Aquifer Test ☐Stormwater Drainage

☐Experimental Technology ☐Subsidence Control

☐Geothermal (Closed Loop) ☐Tracer

☐Geothermal (Heating/Cooling Return) ☐Other (explain under #21 Remarks)

4. Date Well(s) Completed: 1-19-22 **Well ID#** RW-107

5a. Well Location:

Colonial Pipeline Company

Facility/Owner Name

Facility ID# (if applicable)

14511 Huntersville-Concord Road, Huntersville, NC 28078

Physical Address, City, and Zip

Mecklenburg

County

Parcel Identification No. (PIN)

5b. Latitude and Longitude in degrees/minutes/seconds or decimal degrees:
(if well field, one lat/long is sufficient)

35.414522 **N** -80.806307 **W**

6. Is (are) the well(s): ☑**Permanent** **or** ☐**Temporary**

7. Is this a repair to an existing well: ☐**Yes** **or** ☑**No**

If this is a repair, fill out known well construction information and explain the nature of the repair under #21 remarks section or on the back of this form.

8. Number of wells constructed: 1

*For multiple injection or non-water supply wells **ONLY** with the **same construction**, you can submit one form.*

9. Total well depth below land surface: 27 **(ft.)**

For multiple wells list all depths if different (example- 3@200' and 2@100')

10. Static water level below top of casing: None **(ft.)**

If water level is above casing, use "+"

11. Borehole diameter: 4 **(in.)**

12. Well construction method: 6 5/8 HSA , & 2" spoons

(i.e. auger, rotary, cable, direct push, etc.)

FOR WATER SUPPLY WELLS ONLY:

13a. Yield (gpm) _____ **Method of test:** _____

13b. Disinfection type: _____ **Amount:** _____

For Internal Use ONLY:

14. WATER ZONES

FROM	TO	DESCRIPTION
30 ft.	32 ft.	Wet
ft.	ft.	

15. OUTER CASING (for multi-cased wells) OR LINER (if applicable)

FROM	TO	DIAMETER	THICKNESS	MATERIAL
ft.	ft.	in.		

16. INNER CASING OR TUBING (geothermal closed-loop)

FROM	TO	DIAMETER	THICKNESS	MATERIAL
0 ft.	7 ft.	4 in.	sch40	pvc
ft.	ft.	in.		

17. SCREEN

FROM	TO	DIAMETER	SLOT SIZE	THICKNESS	MATERIAL
7 ft.	27 ft.	4 in.	.010	sch40	pvc
ft.	ft.	in.			

18. GROUT

FROM	TO	MATERIAL	EMPLACEMENT METHOD & AMOUNT
0 ft.	3 ft.	Portland Cem	Tremie
3 ft.	5 ft.	Bentonite Chi	Tremie
ft.	ft.		

19. SAND/GRAVEL PACK (if applicable)

FROM	TO	MATERIAL	EMPLACEMENT METHOD
5 ft.	27 ft.	#1 Sand	Tremie
ft.	ft.		

20. DRILLING LOG (attach additional sheets if necessary)

FROM	TO	DESCRIPTION (color, hardness, soil/rock type, grain size, etc.)
ft.	ft.	
ft.	ft.	
ft.	ft.	
ft.	ft.	
ft.	ft.	
ft.	ft.	
ft.	ft.	

21. REMARKS

No Cover

22. Certification:

_____ _____

Signature of Certified Well Contractor Date

By signing this form, I hereby certify that the well(s) was (were) constructed in accordance with 15A NCAC 02C .0100 or 15A NCAC 02C .0200 Well Construction Standards and that a copy of this record has been provided to the well owner.

23. Site diagram or additional well details:
You may use the back of this page to provide additional well site details or well construction details. You may also attach additional pages if necessary.

SUBMITTAL INSTUCTIONS

24a. For All Wells: Submit this form within 30 days of completion of well construction to the following:

Division of Water Resources, Information Processing Unit,
1617 Mail Service Center, Raleigh, NC 27699-1617

24b. For Injection Wells ONLY: In addition to sending the form to the address in 24a above, also submit a copy of this form within 30 days of completion of well construction to the following:

Division of Water Resources, Underground Injection Control Program,
1636 Mail Service Center, Raleigh, NC 27699-1636

24c. For Water Supply & Injection Wells:
Also submit one copy of this form within 30 days of completion of well construction to the county health department of the county where constructed.

BORING NUMBER RW-108

Apex Companies

CLIENT Colonial Pipeline
PROJECT NAME 2020-L1-SR2448
PROJECT NUMBER CPC21018
PROJECT LOCATION Huntersville, NC
DATE/TIME STARTED 2022-01-19 00:00 **COMPLETED** 2022-01-20 00:00 **GROUND ELEVATION** ___ **TOP OF CASING** ___
DRILLING CONTRACTOR Parratt-Wolff
EQUIPMENT CME 850X
DRILLER Kevin White
GROUND WATER LEVELS AND TIME:
LOGGED BY Jamie Humphrey **BOREHOLE DIAMETER** 10.25 in.
DURING DRILLING ---
METHOD HSA/Split Spoon
AFTER DRILLING ---

DEPTH (ft)	SAMPLE TYPE NUMBER	ENVIRONMENTAL DATA	GRAPHIC LOG	MATERIAL DESCRIPTION	COMMENTS
0	AU	PID = 7.1		LEAN CLAY, SILTY, (CL) red 2.5YR 4/8, moist, high plasticity, some mica	
5.0	AU	PID = 16.6		LEAN CLAY, SILTY, (CL) strong brown 7.5YR 4/6, moist, high plasticity, some mica	
10.0	NR			SILT, CLAYEY, (ML) olive yellow 2.5Y 6/6, medium plasticity, trace organics, hydrocarbon odor, micaceous, some oxidation	
	SS	PID = 1891			
	SS	PID = 457.1			
18.0	NR			SILT, (ML) pale olive 5Y 6/4, trace fine sand, hydrocarbon odor, some oxidation	
20	SS	PID = 704.4			
	SS	PID = 787.4			
	SS	PID = 840.2			
24.0	SS	PID = 282.8		SILT, SANDY, (ML) pale olive 5Y 6/4, medium plasticity, some mica, trace fine sand, hydrocarbon odor, some oxidation	
	SS	PID = 929.2			
30	NR				
	SS	PID = 899.3			
	SS	PID = 674.1			
	SS	PID = 749.5			
36.0	SS	PID = 1146		SILT, SANDY, (ML) light olive brown 2.5Y 5/4, moist, trace fine to medium sand, hydrocarbon odor, saprolite, dioritic, oxidized	Soil Sample (36-38') @ 1500
38.0	SS	PID = 332			
40	SS	PID = 1245		SILT, SANDY, (ML) olive 5Y 5/4, saturated, with fine to medium sand, hydrocarbon odor, saprolite, dioritic, oxidation	
	SS	PID = 695.3			
44.0	SS	PID = 265.2		SILTY SAND, (SM) olive brown 2.5Y 4/4, moist, with fine to coarse sand, hydrocarbon odor, saprolite, micaceous, dioritic, oxidation	
	SS	PID = 1053			
50	SS	PID = 456.2			
50.0	SS	PID = 1066		SILTY SAND, (SM) very dark gray brown 2.5Y 3/2, saturated, with fine to medium sand, hydrocarbon odor, saprolite, micaceous, dioritic	Soil Sample (50-51') @ 1505
51.0				Refusal at 51.0 feet. Bottom of borehole at 51.0 feet.	

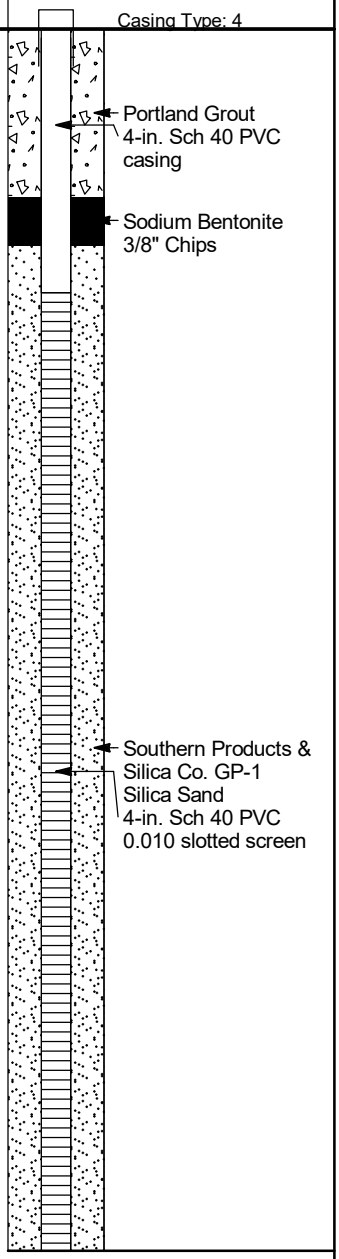

CPC_HUNTERSVILLE_BH_MW - GINT STD US LAB.GDT - 2/16/22 13:17 - C:\USERS\PUBLIC\DOCUMENTS\BENTLEY\GINTCL\PROJECTS\CPC_HUNTERSVILLE.GP

WELL CONSTRUCTION RECORD

This form can be used for single or multiple wells

1. Well Contractor Information:

Gary Ellingworth

Well Contractor Name

3367

NC Well Contractor Certification Number

Parratt-Wolff, Inc.

Company Name

2. Well Construction Permit #: _____

List all applicable well permits (i.e. County, State, Variance, Injection, etc.)

3. Well Use (check well use):

Water Supply Well:

☐Agricultural ☐Municipal/Public

☐Geothermal (Heating/Cooling Supply) ☐Residential Water Supply (single)

☐Industrial/Commercial ☐Residential Water Supply (shared)

☐Irrigation

Non-Water Supply Well:

☑Monitoring ☐Recovery

Injection Well:

☐Aquifer Recharge ☐Groundwater Remediation

☐Aquifer Storage and Recovery ☐Salinity Barrier

☐Aquifer Test ☐Stormwater Drainage

☐Experimental Technology ☐Subsidence Control

☐Geothermal (Closed Loop) ☐Tracer

☐Geothermal (Heating/Cooling Return) ☐Other (explain under #21 Remarks)

4. Date Well(s) Completed: 1-20-22 **Well ID#** RW-108

5a. Well Location:

Colonial Pipeline Company

Facility/Owner Name

Facility ID# (if applicable)

14511 Huntersville-Concord Road, Huntersville, NC 28078

Physical Address, City, and Zip

Mecklenburg

County

Parcel Identification No. (PIN)

5b. Latitude and Longitude in degrees/minutes/seconds or decimal degrees:
(if well field, one lat/long is sufficient)

35.414571 N -80.806509 W

6. Is (are) the well(s): ☑**Permanent** or ☐**Temporary**

7. Is this a repair to an existing well: ☐**Yes** or ☑**No**

If this is a repair, fill out known well construction information and explain the nature of the repair under #21 remarks section or on the back of this form.

8. Number of wells constructed: 1

*For multiple injection or non-water supply wells ONLY with the **same construction**, you can submit one form.*

9. Total well depth below land surface: 51 **(ft.)**

For multiple wells list all depths if different (example- 3@200' and 2@100')

10. Static water level below top of casing: 42 **(ft.)**

If water level is above casing, use "+"

11. Borehole diameter: 4 **(in.)**

12. Well construction method: 6 5/8 HSA , & 2" spoons

(i.e. auger, rotary, cable, direct push, etc.)

FOR WATER SUPPLY WELLS ONLY:

13a. Yield (gpm) _____ **Method of test:** _____

13b. Disinfection type: _____ **Amount:** _____

For Internal Use ONLY:

14. WATER ZONES

FROM	TO	DESCRIPTION
42 ft.	51 ft.	Wet
ft.	ft.	

15. OUTER CASING (for multi-cased wells) OR LINER (if applicable)

FROM	TO	DIAMETER	THICKNESS	MATERIAL
ft.	ft.	in.		

16. INNER CASING OR TUBING (geothermal closed-loop)

FROM	TO	DIAMETER	THICKNESS	MATERIAL
0 ft.	11 ft.	4 in.	sch40	pvc
ft.	ft.	in.		

17. SCREEN

FROM	TO	DIAMETER	SLOT SIZE	THICKNESS	MATERIAL
11 ft.	51 ft.	4 in.	.010	sch40	pvc
ft.	ft.	in.			

18. GROUT

FROM	TO	MATERIAL	EMPLACEMENT METHOD & AMOUNT
0 ft.	36 ft.	Portland Cem	Tremie
36 ft.	38 ft.	Bentonite Chi	Tremie
ft.	ft.		

19. SAND/GRAVEL PACK (if applicable)

FROM	TO	MATERIAL	EMPLACEMENT METHOD
38 ft.	51 ft.	#1 Sand	Tremie
ft.	ft.		

20. DRILLING LOG (attach additional sheets if necessary)

FROM	TO	DESCRIPTION (color, hardness, soil/rock type, grain size, etc.)
ft.	ft.	
ft.	ft.	
ft.	ft.	
ft.	ft.	
ft.	ft.	
ft.	ft.	
ft.	ft.	

21. REMARKS

No Cover

22. Certification:

Gary Ellingworth 2-10-22

Signature of Certified Well Contractor Date

By signing this form, I hereby certify that the well(s) was (were) constructed in accordance with 15A NCAC 02C .0100 or 15A NCAC 02C .0200 Well Construction Standards and that a copy of this record has been provided to the well owner.

23. Site diagram or additional well details:

You may use the back of this page to provide additional well site details or well construction details. You may also attach additional pages if necessary.

SUBMITTAL INSTUCTIONS

24a. For All Wells: Submit this form within 30 days of completion of well construction to the following:

Division of Water Resources, Information Processing Unit,
1617 Mail Service Center, Raleigh, NC 27699-1617

24b. For Injection Wells ONLY: In addition to sending the form to the address in 24a above, also submit a copy of this form within 30 days of completion of well construction to the following:

Division of Water Resources, Underground Injection Control Program,
1636 Mail Service Center, Raleigh, NC 27699-1636

24c. For Water Supply & Injection Wells:

Also submit one copy of this form within 30 days of completion of well construction to the county health department of the county where constructed.

BORING NUMBER RW-109

Apex Companies

CLIENT Colonial Pipeline
PROJECT NAME 2020-L1-SR2448
PROJECT NUMBER CPC21018
PROJECT LOCATION Huntersville, NC
DATE/TIME STARTED 2022-01-25 00:00 **COMPLETED**
GROUND ELEVATION **TOP OF CASING**
DRILLING CONTRACTOR Parratt-Wolff
EQUIPMENT CME 850X
DRILLER Kevin White
GROUND WATER LEVELS AND TIME:
LOGGED BY Vanessa H **BOREHOLE DIAMETER** 10.25 in.
DURING DRILLING ---
METHOD HSA/Split Spoon
AFTER DRILLING ---

DEPTH (ft)	SAMPLE TYPE NUMBER	ENVIRONMENTAL DATA	GRAPHIC LOG	MATERIAL DESCRIPTION	COMMENTS
0	AU	PID = 8.1		LEAN CLAY, (CL) brown 7.5YR 4/4, dry, no odor, micaceous	
5.0	AU	PID = 13.7		SILTY SAND, (SM) red 2.5YR 4/6, dry, little clay, no odor	
10	SS	PID = 475.9			Soil Sample (10-12') @ 1500
12.0	SS	PID = 317.1		SILTY SAND, (SM) red brown 5YR 5/4, moist, hydrocarbon odor, micaceous, manganese staining	
14.0	SS	PID = 296.6		SILTY SAND, (SM) pale red 2.5YR 4/2, moist, soft, hydrocarbon odor, saprolite, iron staining	
16.0	SS	PID = 371		SILTY SAND, (SM) dark red gray 5YR 4/2, moist, soft, hydrocarbon odor, saprolite, dioritic, iron staining	
20	SS	PID = 929			
22.0	SS	PID = 1162		SILTY SAND, (SM) red gray 5YR 5/2, moist, soft, hydrocarbon odor, saprolite, dioritic, iron staining	
24.0	SS	PID = 1457		SILTY SAND, (SM) brown 7.5YR 5/3, moist, hydrocarbon odor, saprolite, heavy iron staining	
26.0	SS	PID = 808.4		SILTY SAND, (SM) brown 7.5YR 4/2, moist, soft, hydrocarbon odor, saprolite, dioritic, iron and manganese staining	
28.0	SS	PID = 752.4			
30	SS	PID = 788.4			
	SS	PID = 741.8		SILTY SAND, (SM) brown 7.5YR 4/2, saturated, soft, hydrocarbon odor, saprolite, dioritic, iron and manganese staining	
	SS	PID = 914.2			
	SS	PID = 930.9			
	SS	PID = 567.4			
40	SS	PID = 727.6			
40.0	SS	PID = 1681		SILTY SAND, (SM) brown 7.5YR 4/2, moist, hard, hydrocarbon odor, saprolite, dioritic	
	SS	PID = 783.2			
44.0	SS	PID = 1425		DIORITE	
	SS	PID = 1297			
50	SS	PID = 1352			
	SS	PID = 1669			Soil Sample (50-52') @ 1530
53.0					

Refusal at 23.0 feet.
Bottom of borehole at 53.0 feet.

WELL DIAGRAM

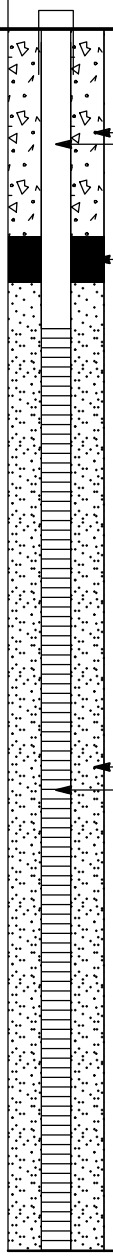

CPC_HUNTERSVILLE_BH_MW - GINT STD US LAB.GDT - 2/16/22 13:17 - C:\USERS\PUBLIC\DOCUMENTS\BENTLEY\GINTCL\PROJECTS\CPC_HUNTERSVILLE.GP

WELL CONSTRUCTION RECORD

This form can be used for single or multiple wells

1. Well Contractor Information:

Kevin White

Well Contractor Name

2973

NC Well Contractor Certification Number

Parratt-Wolff, Inc.

Company Name

2. Well Construction Permit #: _____

List all applicable well permits (i.e. County, State, Variance, Injection, etc.)

3. Well Use (check well use):

Water Supply Well:

- ☐ Agricultural
- ☐ Municipal/Public
- ☐ Geothermal (Heating/Cooling Supply)
- ☐ Residential Water Supply (single)
- ☐ Industrial/Commercial
- ☐ Residential Water Supply (shared)
- ☐ Irrigation

Non-Water Supply Well:

- ☑ Monitoring
- ☐ Recovery

Injection Well:

- ☐ Aquifer Recharge
- ☐ Groundwater Remediation
- ☐ Aquifer Storage and Recovery
- ☐ Salinity Barrier
- ☐ Aquifer Test
- ☐ Stormwater Drainage
- ☐ Experimental Technology
- ☐ Subsidence Control
- ☐ Geothermal (Closed Loop)
- ☐ Tracer
- ☐ Geothermal (Heating/Cooling Return)
- ☐ Other (explain under #21 Remarks)

4. Date Well(s) Completed: 1-25-22 **Well ID#** RW-109

5a. Well Location:

Colonial Pipeline Company

Facility/Owner Name

Facility ID# (if applicable)

14511 Huntersville-Concord Road, Huntersville, NC 28078

Physical Address, City, and Zip

Mecklenburg

County

Parcel Identification No. (PIN)

5b. Latitude and Longitude in degrees/minutes/seconds or decimal degrees:
(if well field, one lat/long is sufficient)

35.414833 N -80.806780 W

6. Is (are) the well(s): ☐ **Permanent** or ☐ **Temporary**

7. Is this a repair to an existing well: ☐ **Yes** or ☑ **No**

If this is a repair, fill out known well construction information and explain the nature of the repair under #21 remarks section or on the back of this form.

8. Number of wells constructed: 1

*For multiple injection or non-water supply wells **ONLY** with the **same construction**, you can submit one form.*

9. Total well depth below land surface: 53 **(ft.)**

For multiple wells list all depths if different (example- 3@200' and 2@100')

10. Static water level below top of casing: 42 **(ft.)**

If water level is above casing, use "+"

11. Borehole diameter: 4 **(in.)**

12. Well construction method: 6 5/8 HSA , & 2" spoons

(i.e. auger, rotary, cable, direct push, etc.)

FOR WATER SUPPLY WELLS ONLY:

13a. Yield (gpm) _____ **Method of test:** _____

13b. Disinfection type: _____ **Amount:** _____

For Internal Use ONLY:

14. WATER ZONES

FROM	TO	DESCRIPTION
42 ft.	53 ft.	Wet
ft.	ft.	

15. OUTER CASING (for multi-cased wells) OR LINER (if applicable)

FROM	TO	DIAMETER	THICKNESS	MATERIAL
ft.	ft.	in.		

16. INNER CASING OR TUBING (geothermal closed-loop)

FROM	TO	DIAMETER	THICKNESS	MATERIAL
0 ft.	13 ft.	4 in.	sch40	pvc
ft.	ft.	in.		

17. SCREEN

FROM	TO	DIAMETER	SLOT SIZE	THICKNESS	MATERIAL
13 ft.	53 ft.	4 in.	.010	sch40	pvc
ft.	ft.	in.			

18. GROUT

FROM	TO	MATERIAL	EMPLACEMENT METHOD & AMOUNT
0 ft.	9 ft.	Portland Cem	Tremie
9 ft.	11 ft.	Bentonite Chi	Tremie
ft.	ft.		

19. SAND/GRAVEL PACK (if applicable)

FROM	TO	MATERIAL	EMPLACEMENT METHOD
11 ft.	53 ft.	#1 Sand	Tremie
ft.	ft.		

20. DRILLING LOG (attach additional sheets if necessary)

FROM	TO	DESCRIPTION (color, hardness, soil/rock type, grain size, etc.)
ft.	ft.	
ft.	ft.	
ft.	ft.	
ft.	ft.	
ft.	ft.	
ft.	ft.	
ft.	ft.	

21. REMARKS

No Cover

22. Certification:

_____ _____

Signature of Certified Well Contractor Date

By signing this form, I hereby certify that the well(s) was (were) constructed in accordance with 15A NCAC 02C .0100 or 15A NCAC 02C .0200 Well Construction Standards and that a copy of this record has been provided to the well owner.

23. Site diagram or additional well details:

You may use the back of this page to provide additional well site details or well construction details. You may also attach additional pages if necessary.

SUBMITTAL INSTUCTIONS

24a. For All Wells: Submit this form within 30 days of completion of well construction to the following:

Division of Water Resources, Information Processing Unit,
1617 Mail Service Center, Raleigh, NC 27699-1617

24b. For Injection Wells ONLY: In addition to sending the form to the address in 24a above, also submit a copy of this form within 30 days of completion of well construction to the following:

Division of Water Resources, Underground Injection Control Program,
1636 Mail Service Center, Raleigh, NC 27699-1636

24c. For Water Supply & Injection Wells:

Also submit one copy of this form within 30 days of completion of well construction to the county health department of the county where constructed.

BORING NUMBER RW-110

Apex Companies

CLIENT Colonial Pipeline
PROJECT NAME 2020-L1-SR2448
PROJECT NUMBER CPC21018
PROJECT LOCATION Huntersville, NC
DATE/TIME STARTED 2022-01-20 00:00 **COMPLETED**
GROUND ELEVATION **TOP OF CASING**
DRILLING CONTRACTOR Parratt-Wolff
EQUIPMENT CME 850X
DRILLER Kevin White
GROUND WATER LEVELS AND TIME:
LOGGED BY Vanessa H **BOREHOLE DIAMETER** 10.25 in.
DURING DRILLING ---
METHOD HSA/Split Spoon
AFTER DRILLING ---

DEPTH (ft)	SAMPLE TYPE NUMBER	ENVIRONMENTAL DATA	GRAPHIC LOG	MATERIAL DESCRIPTION	COMMENTS
0	AU	PID = 3.6		LEAN CLAY, SILTY, (CL) red 10R 4/6, dry, loose	
5.0	AU	PID = 81.6		SANDY SILT, (ML) red brown 2.5YR 5/4, dry, loose, little clay	
10.0	SS	PID = 1.6		SANDY SILT, (ML) dark red brown 10R 3/4, dry, loose, micaceous	
12.0	SS	PID = 137.9		SANDY SILT, (ML) red brown 2.5YR 4/3, dry, loose, micaceous	Soil Sample (12-14') @ 1520
14.0	SS	PID = 969.3		SANDY SILT, (ML) pale red 2.5YR 4/2, dry, soft, hydrocarbon odor, saprolite, micaceous	
	SS	PID = 941.8			
20.0	SS	PID = 1312			
	SS	PID = 1029		SANDY SILT, (ML) pale red 2.5YR 4/2, dry, soft, hydrocarbon odor, saprolite, dioritic, micaceous, iron staining	
	SS	PID = 936.5			
24.0	SS	PID = 982		SANDY SILT, (ML) pale red 2.5YR 4/2, moist, soft, hydrocarbon odor, saprolite, dioritic, micaceous, iron staining	
26.0	SS	PID = 106			
28.0	SS	PID = 708.3		SANDY SILT, (ML) pale red 2.5YR 2.5/1, moist, hard, hydrocarbon odor, saprolite, dioritic, micaceous	
	SS	PID = 1088		SANDY SILT, (ML) pale red 2.5YR 5/2, moist, soft, hydrocarbon odor, saprolite	
	SS	PID = 466.4			
36.0	SS	PID = 1196			
	SS	PID = 56.2		SANDY SILT, (ML) red gray 2.5YR 6/1, moist, soft, hydrocarbon odor, saprolite	
	SS	PID = 433.1			
	SS	PID = 109.5			
44.0	SS	PID = 89.9			
	SS	PID = 12.8		SANDY SILT, (ML) red gray 2.5YR 6/1, saturated, very hard, no odor, saprolite, micaceous	
	SS	PID = 33.7			
	SS	PID = 28.8			
	SS	PID = 5.2			
	SS	PID = 86.4			
	SS	PID = 5.8			Soil Sample (54-56') @ 1540
56.0				Bottom of borehole at 55.0 feet.	

WELL DIAGRAM

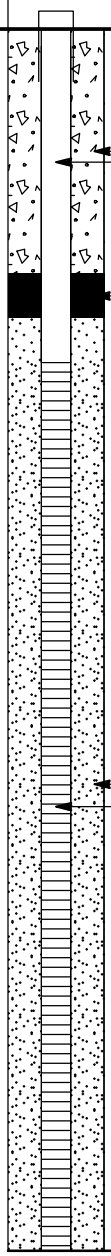

CPC_HUNTERSVILLE_BH_MW - GINT STD US LAB.GDT - 2/16/22 13:17 - C:\USERS\PUBLIC\DOCUMENTS\BENTLEY\GINTCL\PROJECTS\CPC_HUNTERSVILLE.GP

WELL CONSTRUCTION RECORD

This form can be used for single or multiple wells

1. Well Contractor Information:

Kevin White

Well Contractor Name

2973

NC Well Contractor Certification Number

Parratt-Wolff, Inc.

Company Name

2. Well Construction Permit #: _____

List all applicable well permits (i.e. County, State, Variance, Injection, etc.)

3. Well Use (check well use):

Water Supply Well:

- ☐ Agricultural
- ☐ Municipal/Public
- ☐ Geothermal (Heating/Cooling Supply)
- ☐ Residential Water Supply (single)
- ☐ Industrial/Commercial
- ☐ Residential Water Supply (shared)
- ☐ Irrigation

Non-Water Supply Well:

- ☑ Monitoring
- ☐ Recovery

Injection Well:

- ☐ Aquifer Recharge
- ☐ Groundwater Remediation
- ☐ Aquifer Storage and Recovery
- ☐ Salinity Barrier
- ☐ Aquifer Test
- ☐ Stormwater Drainage
- ☐ Experimental Technology
- ☐ Subsidence Control
- ☐ Geothermal (Closed Loop)
- ☐ Tracer
- ☐ Geothermal (Heating/Cooling Return)
- ☐ Other (explain under #21 Remarks)

4. Date Well(s) Completed: 1-26-22 **Well ID#** RW-110

5a. Well Location:

Colonial Pipeline Company

Facility/Owner Name

Facility ID# (if applicable)

14511 Huntersville-Concord Road, Huntersville, NC 28078

Physical Address, City, and Zip

Mecklenburg

County

Parcel Identification No. (PIN)

5b. Latitude and Longitude in degrees/minutes/seconds or decimal degrees: (if well field, one lat/long is sufficient)

35.415584 N -80.806876 W

6. Is (are) the well(s): ☑ **Permanent** or ☐ **Temporary**

7. Is this a repair to an existing well: ☐ **Yes** or ☑ **No**

If this is a repair, fill out known well construction information and explain the nature of the repair under #21 remarks section or on the back of this form.

8. Number of wells constructed: 1

*For multiple injection or non-water supply wells **ONLY** with the **same construction**, you can submit one form.*

9. Total well depth below land surface: 55 **(ft.)**

For multiple wells list all depths if different (example- 3@200' and 2@100')

10. Static water level below top of casing: 40 **(ft.)**

If water level is above casing, use "+"

11. Borehole diameter: 4 **(in.)**

12. Well construction method: 6 5/8 HSA , & 2" spoons

(i.e. auger, rotary, cable, direct push, etc.)

FOR WATER SUPPLY WELLS ONLY:

13a. Yield (gpm) _____ **Method of test:** _____

13b. Disinfection type: _____ **Amount:** _____

For Internal Use ONLY:

14. WATER ZONES

FROM	TO	DESCRIPTION
42 ft.	55 ft.	Wet
ft.	ft.	

15. OUTER CASING (for multi-cased wells) OR LINER (if applicable)

FROM	TO	DIAMETER	THICKNESS	MATERIAL
ft.	ft.	in.		

16. INNER CASING OR TUBING (geothermal closed-loop)

FROM	TO	DIAMETER	THICKNESS	MATERIAL
0 ft.	15 ft.	4 in.	sch40	pvc
ft.	ft.	in.		

17. SCREEN

FROM	TO	DIAMETER	SLOT SIZE	THICKNESS	MATERIAL
15 ft.	55 ft.	4 in.	.010	sch40	pvc
ft.	ft.	in.			

18. GROUT

FROM	TO	MATERIAL	EMPLACEMENT METHOD & AMOUNT
0 ft.	11 ft.	Portland Cem	Tremie
11 ft.	13 ft.	Bentonite Chi	Tremie
ft.	ft.		

19. SAND/GRAVEL PACK (if applicable)

FROM	TO	MATERIAL	EMPLACEMENT METHOD
13 ft.	55 ft.	#1 Sand	Tremie
ft.	ft.		

20. DRILLING LOG (attach additional sheets if necessary)

FROM	TO	DESCRIPTION (color, hardness, soil/rock type, grain size, etc.)
ft.	ft.	
ft.	ft.	
ft.	ft.	
ft.	ft.	
ft.	ft.	
ft.	ft.	
ft.	ft.	

21. REMARKS

No Cover

22. Certification:

Signature of Certified Well Contractor

Date

By signing this form, I hereby certify that the well(s) was (were) constructed in accordance with 15A NCAC 02C .0100 or 15A NCAC 02C .0200 Well Construction Standards and that a copy of this record has been provided to the well owner.

23. Site diagram or additional well details:

You may use the back of this page to provide additional well site details or well construction details. You may also attach additional pages if necessary.

SUBMITTAL INSTUCTIONS

24a. For All Wells: Submit this form within 30 days of completion of well construction to the following:

Division of Water Resources, Information Processing Unit,
1617 Mail Service Center, Raleigh, NC 27699-1617

24b. For Injection Wells ONLY: In addition to sending the form to the address in 24a above, also submit a copy of this form within 30 days of completion of well construction to the following:

Division of Water Resources, Underground Injection Control Program,
1636 Mail Service Center, Raleigh, NC 27699-1636

24c. For Water Supply & Injection Wells:

Also submit one copy of this form within 30 days of completion of well construction to the county health department of the county where constructed.

BORING NUMBER RW-111

Apex Companies

CLIENT Colonial Pipeline
PROJECT NAME 2020-L1-SR2448
PROJECT NUMBER CPC21018
PROJECT LOCATION Huntersville, NC
DATE/TIME STARTED 2022-01-27 00:00 **COMPLETED** 2022-01-28 00:00 **GROUND ELEVATION** ___ **TOP OF CASING** ___
DRILLING CONTRACTOR Parratt-Wolff
EQUIPMENT CME 850X
DRILLER Kevin White
GROUND WATER LEVELS AND TIME:
LOGGED BY Jamie Humphrey **BOREHOLE DIAMETER** 10.25 in.
DURING DRILLING ---
METHOD HSA/Split Spoon
AFTER DRILLING ---

DEPTH (ft)	SAMPLE TYPE NUMBER	ENVIRONMENTAL DATA	GRAPHIC LOG	MATERIAL DESCRIPTION	COMMENTS
0	AU	PID = 0		LEAN CLAY, SILTY, (CL) dark yellow brown 10YR 3/6, dry, loose, no odor, micaceous	
5.0	AU	PID = 5.8		SANDY SILT, (ML) dark yellow brown 10YR 3/4, dry, loose, no odor, micaceous	
10.0	SS	PID = 8.5		SILTY SAND, (SM) red brown 2.5YR 4/4, dry, loose, no odor, micaceous	
	SS	PID = 0.5			
14.0	SS	PID = 8		SILTY SAND, (SM) dark red yellow 2.5YR 4/1, dry, no odor, saprolite, micaceous	
	SS	PID = 1.4			
20	SS	PID = 3.8			
	SS	PID = 8			
	SS	PID = 38.7			
24.0	SS	PID = 324		SILTY SAND, (SM) dark red yellow 2.5YR 4/1, dry, hydrocarbon odor, saprolite, micaceous, iron staining	Soil Sample (26-28') @ 1620
	SS	PID = 119			
30	SS	PID = 1368			
	SS	PID = 1334			
	SS	PID = 1365			
34.0	SS	PID = 1140		SILTY SAND, (SM) red gray 5YR 5/2, moist, hard, hydrocarbon odor, saprolite, dioritic	
	SS	PID = 1235			
40	SS	PID = 1064			
	SS	PID = 828.2			
42.0	SS	PID = 934		SILTY SAND, (SM) dark gray 5YR 4/1, wet, hard, hydrocarbon odor, saprolite, dioritic, iron staining	
44.0	SS	PID = 699.4		SILTY SAND, (SM) dark red gray 5YR 4/2, saturated, very hard, with fine to medium sand, hydrocarbon odor, saprolite, dioritic, micaceous, weathered and oxidized	
46.0	SS	PID = 1049		SILTY SAND, (SM) dark red gray 5YR 4/2, saturated, some gravel,	Soil Sample (46-48') @ 1020
47.0					

WELL DIAGRAM

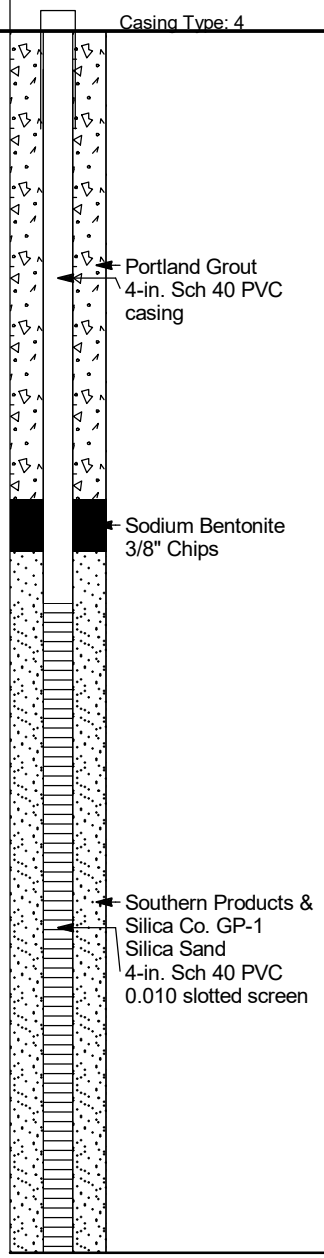

CPC_HUNTERSVILLE_BH_MW - GINT STD US LAB.GDT - 2/16/22 13:17 - C:\USERS\PUBLIC\DOCUMENTS\BENTLEY\GINTCL\PROJECTS\CPC_HUNTERSVILLE.GP

(Continued Next Page)

BORING NUMBER RW-111

Apex Companies

CLIENT Colonial Pipeline **PROJECT NAME** 2020-L1-SR2448

PROJECT NUMBER CPC21018 **PROJECT LOCATION** Huntersville, NC

DEPTH (ft)	SAMPLE TYPE NUMBER	ENVIRONMENTAL DATA	GRAPHIC LOG	MATERIAL DESCRIPTION	COMMENTS	WELL DIAGRAM
				hydrocarbon odor, saprolite, dioritic, micaceous, weathered and oxidized		
				Refusal at 47.0 feet. Bottom of borehole at 47.0 feet.		

CPC_HUNTERSVILLE_BH_MW - GINT STD US LAB.GDT - 2/16/22 13:17 - C:\USERS\PUBLIC\DOCUMENTS\BENTLEY\GINTCL\PROJECTS\CPC_HUNTERSVILLE.GP

WELL CONSTRUCTION RECORD

This form can be used for single or multiple wells

1. Well Contractor Information:

Kevin White

Well Contractor Name

2973

NC Well Contractor Certification Number

Parratt-Wolff, Inc.

Company Name

2. Well Construction Permit #: _____

List all applicable well permits (i.e. County, State, Variance, Injection, etc.)

3. Well Use (check well use):

Water Supply Well:

☐Agricultural ☐Municipal/Public

☐Geothermal (Heating/Cooling Supply) ☐Residential Water Supply (single)

☐Industrial/Commercial ☐Residential Water Supply (shared)

☐Irrigation

Non-Water Supply Well:

☑Monitoring ☐Recovery

Injection Well:

☐Aquifer Recharge ☐Groundwater Remediation

☐Aquifer Storage and Recovery ☐Salinity Barrier

☐Aquifer Test ☐Stormwater Drainage

☐Experimental Technology ☐Subsidence Control

☐Geothermal (Closed Loop) ☐Tracer

☐Geothermal (Heating/Cooling Return) ☐Other (explain under #21 Remarks)

4. Date Well(s) Completed: 1-28-22 **Well ID#** RW-111

5a. Well Location:

Colonial Pipeline Company

Facility/Owner Name

Facility ID# (if applicable)

14511 Huntersville-Concord Road, Huntersville, NC 28078

Physical Address, City, and Zip

Mecklenburg

County

Parcel Identification No. (PIN)

5b. Latitude and Longitude in degrees/minutes/seconds or decimal degrees:
(if well field, one lat/long is sufficient)

35.413867 N -80.806700 W

6. Is (are) the well(s): ☐**Permanent** or ☐**Temporary**

7. Is this a repair to an existing well: ☐**Yes** or ☑**No**

If this is a repair, fill out known well construction information and explain the nature of the repair under #21 remarks section or on the back of this form.

8. Number of wells constructed: 1

*For multiple injection or non-water supply wells **ONLY** with the **same construction**, you can submit one form.*

9. Total well depth below land surface: 47 **(ft.)**

For multiple wells list all depths if different (example- 3@200' and 2@100')

10. Static water level below top of casing: 30 **(ft.)**

If water level is above casing, use "+"

11. Borehole diameter: 4 **(in.)**

12. Well construction method: 6 5/8 HSA , & 2" spoons

(i.e. auger, rotary, cable, direct push, etc.)

FOR WATER SUPPLY WELLS ONLY:

13a. Yield (gpm) _____ **Method of test:** _____

13b. Disinfection type: _____ **Amount:** _____

For Internal Use ONLY:

14. WATER ZONES

FROM	TO	DESCRIPTION
30 ft.	47 ft.	Wet
ft.	ft.	

15. OUTER CASING (for multi-cased wells) OR LINER (if applicable)

FROM	TO	DIAMETER	THICKNESS	MATERIAL
ft.	ft.	in.		

16. INNER CASING OR TUBING (geothermal closed-loop)

FROM	TO	DIAMETER	THICKNESS	MATERIAL
0 ft.	22 ft.	4 in.	sch40	pvc
ft.	ft.	in.		

17. SCREEN

FROM	TO	DIAMETER	SLOT SIZE	THICKNESS	MATERIAL
22 ft.	47 ft.	4 in.	.010	sch40	pvc
ft.	ft.	in.			

18. GROUT

FROM	TO	MATERIAL	EMPLACEMENT METHOD & AMOUNT
0 ft.	18 ft.	Portland Cem	Tremie
18 ft.	20 ft.	Bentonite Chi	Tremie
ft.	ft.		

19. SAND/GRAVEL PACK (if applicable)

FROM	TO	MATERIAL	EMPLACEMENT METHOD
20 ft.	47 ft.	#1 Sand	Tremie
ft.	ft.		

20. DRILLING LOG (attach additional sheets if necessary)

FROM	TO	DESCRIPTION (color, hardness, soil/rock type, grain size, etc.)
ft.	ft.	
ft.	ft.	
ft.	ft.	
ft.	ft.	
ft.	ft.	
ft.	ft.	
ft.	ft.	

21. REMARKS

No Cover

22. Certification:

Signature of Certified Well Contractor

Date

By signing this form, I hereby certify that the well(s) was (were) constructed in accordance with 15A NCAC 02C .0100 or 15A NCAC 02C .0200 Well Construction Standards and that a copy of this record has been provided to the well owner.

23. Site diagram or additional well details:

You may use the back of this page to provide additional well site details or well construction details. You may also attach additional pages if necessary.

SUBMITTAL INSTUCTIONS

24a. For All Wells: Submit this form within 30 days of completion of well construction to the following:

Division of Water Resources, Information Processing Unit,
1617 Mail Service Center, Raleigh, NC 27699-1617

24b. For Injection Wells ONLY: In addition to sending the form to the address in 24a above, also submit a copy of this form within 30 days of completion of well construction to the following:

Division of Water Resources, Underground Injection Control Program,
1636 Mail Service Center, Raleigh, NC 27699-1636

24c. For Water Supply & Injection Wells:

Also submit one copy of this form within 30 days of completion of well construction to the county health department of the county where constructed.

APPENDIX B

GROUNDWATER SAMPLING LOGS

GROUNDWATER SAMPLING LOG

SITE NAME: 2020-L1-2448 Incident	SITE LOCATION: Huntersville, NC	PROJECT NUMBER: 60674226	WELL NAME: MW-01	DATE: 3/2/22

WELL DIAMETER (inches): 2"	TUBING DIAMETER (inches): N/A	WELL SCREEN INTERVAL DEPTH: ft. to 36.75 ft.	DEPTH TO WATER (feet): 32.64	PUMP TYPE OR BAILER: Bailer

1 WELL VOLUME = (TD-DTW) x WELL CAPACITY

(36.75 ft. - 32.64 ft.) x 0.16 gal./ft. = 0.66 gallons

3 WELL VOLUMES = 1 WELL VOLUME X 3

0.66 gallons x 3 = 1.98 gallons

PUMP DEPTH IN WELL (feet): N/A	PURGING INITIATED AT: 1020	PURGING ENDED AT: 1050	TOTAL VOLUME PURGED (gallons): 2.00

EQUIPMENT INFORMATION WATER QUALITY METER	MAKE/MODEL: SERIAL #:	EQUIPMENT INFORMATION OIL/WATER INTERFACE PROBE	MAKE/MODEL: SERIAL #:

TIME	VOLUME PURGED (gallons)	PURGE RATE (gpm)	DEPTH TO WATER (feet)	TEMP. (°C)	DO (mg/L)	COND. (µS/cm)	pH (standard units)	ORP (mV)	TURB. (NTU)	COLOR (describe)	ODOR (describe)
STABILIZATION CRITERIA:			<0.3 ft. drawdown	within 3%	within 10% or <0.5 mg/L	within 3%	±0.1 unit	±10 mV	within 10% or <5 NTU	--	--
1030	0.67	N/A	33.14	15.1	10.14	83.1	6.82	136.2	851.9	Brown	None
1040	1.33	N/A	33.48	15.0	8.13	85.2	6.51	142.6	827.8	Brown	None
1050	2.00	N/A	34.45	14.9	7.38	85.0	6.36	148.7	814.2	Brown	None

Mike de Kozlowski 3/2/22

WELL CAPACITY (Gallons Per Foot): **0.75"** = 0.02; **1"** = 0.04; **1.25"** = 0.06; **2"** = 0.16; **3"** = 0.37; **4"** = 0.65; **5"** = 1.02; **6"** = 1.47; **12"** = 5.88

SAMPLING DATA

SAMPLED BY (PRINT) / AFFILIATION: Mike de Kozlowski / AECOM	SAMPLER(S) SIGNATURE(S): Mike de Kozlowski	SAMPLE TIME: 1100

PUMP OR TUBING DEPTH IN WELL (feet): N/A	TUBING MATERIAL CODE: PP	FIELD-FILTERED: Y (N) Filtration Equipment Type: --	FILTER SIZE: -- µm

FIELD DECONTAMINATION: PUMP Y N TUBING Y N (replaced) DUPLICATE: Y (N)

SAMPLE CONTAINER SPECIFICATION				SAMPLE PRESERVATION (including wet ice)			INTENDED ANALYSIS AND/OR METHOD	SAMPLING EQUIPMENT CODE	SAMPLE PUMP FLOW RATE (gal per minute)
SAMPLE ID CODE	# CONTAINERS	MATERIAL CODE	VOLUME	PRESERVATIVE USED	TOTAL VOL ADDED IN FIELD (mL)	FINAL pH			
MW-01	4	AG	40 mL	HCl	40 mL x 4	6.36	6200	B	N/A
|	3	AG	40 mL	HCl	40 mL x 3	|	VPH	|	|
|	1	PP	250 mL	HNO_3	250 mL	|	Lead by 6010	|	|

REMARKS:

3 well volumes purged.

MATERIAL CODES: **AG** = Amber Glass; **CG** = Clear Glass; **HDPE** = High Density Polyethylene; **LDPE** = Low Density Polyethylene; **PP** = Polypropylene; **S** = Silicone; **T** = Teflon; **O** = Other (Specify)

SAMPLING EQUIPMENT CODES: **APP** = After (Through) Peristaltic Pump; **B** = Bailer; **BP** = Bladder Pump; **ESP** = Electric Submersible Pump; **RFPP** = Reverse Flow Peristaltic Pump; **SM** = Straw Method (Tubing Gravity Drain); **O** = Other (Specify)

GROUNDWATER SAMPLING LOG

SITE NAME: 2020-L1-2448 Incident	SITE LOCATION: Huntersville, NC	PROJECT NUMBER: 60674226	WELL NAME: MW-02	DATE: 02/28/2022

WELL DIAMETER (inches): 2	TUBING DIAMETER (inches): 3/8	WELL SCREEN INTERVAL DEPTH: 22.11 ft. to 37.11 ft.	DEPTH TO WATER (feet): 32.45	PUMP TYPE OR BAILER: Monsoon

1 WELL VOLUME = (TD-DTW) x WELL CAPACITY

(37.11 ft. - 32.45 ft.) x 0.16 gal./ft. = 0.75 gallons

3 WELL VOLUMES = 1 WELL VOLUME X 3

0.75 gallons x 3 = 2.24 gallons

PUMP DEPTH IN WELL (feet): 35	PURGING INITIATED AT: 0940	PURGING ENDED AT: 1010	TOTAL VOLUME PURGED (gallons): 2.80

EQUIPMENT INFORMATION WATER QUALITY METER — MAKE/MODEL: YSI Pro Plus; SERIAL #: 18C104596

EQUIPMENT INFORMATION OIL/WATER INTERFACE PROBE — MAKE/MODEL: Heron Dipper T.; SERIAL #: 01-8003

TIME	VOLUME PURGED (gallons)	PURGE RATE (gpm)	DEPTH TO WATER (feet)	TEMP. (°C)	DO (mg/L)	COND. (µS/cm)	pH (standard units)	ORP (mV)	TURB. (NTU)	COLOR (describe)	ODOR (describe)
STABILIZATION CRITERIA:			<0.3 ft. drawdown	within 3%	within 10% or <0.5 mg/L	within 3%	±0.1 unit	±10 mV	within 10% or <5 NTU	--	--
0940	0.00	0.08	32.87	18.6	7.34	89.3	6.20	142.3	71,100	Brown	None
0945	0.40	↓	32.89	17.1	6.21	90.9	6.28	144.0	71,100	↓	↓
0950	0.80	↓	32.84	17.8	6.01	90.8	6.28	145.9	575.2	↓	↓
0955	1.20	↓	32.82	18.1	5.87	90.6	6.27	146.3	203.6	↓	↓
1000	1.60	↓	32.86	17.9	6.37	90.5	6.28	145.0	90.54	Clear	↓
1005	2.40	↓	32.89	18.0	6.64	89.6	6.24	141.0	43.93	↓	↓
1010	2.8	↓	32.91	18.1	6.19	89.4	6.21	137.5	31.42	↓	↓

AO'M 03/03/22

WELL CAPACITY (Gallons Per Foot): **0.75"** = 0.02; **1"** = 0.04; **1.25"** = 0.06; **2"** = 0.16; **3"** = 0.37; **4"** = 0.65; **5"** = 1.02; **6"** = 1.47; **12"** = 5.88

SAMPLING DATA

SAMPLED BY (PRINT) / AFFILIATION: Andrew O'malia / AECOM	SAMPLER(S) SIGNATURE(S): A O'M	SAMPLE TIME: 1015

PUMP OR TUBING DEPTH IN WELL (feet): 35	TUBING MATERIAL CODE: LDPE	FIELD-FILTERED: Y (N) Filtration Equipment Type: --	FILTER SIZE: -- µm

FIELD DECONTAMINATION: PUMP (Y) N TUBING Y (N (replaced)) DUPLICATE: Y (N)

SAMPLE CONTAINER SPECIFICATION				SAMPLE PRESERVATION (including wet ice)			INTENDED ANALYSIS AND/OR METHOD	SAMPLING EQUIPMENT CODE	SAMPLE PUMP FLOW RATE (gal per minute)
SAMPLE ID CODE	# CONTAINERS	MATERIAL CODE	VOLUME	PRESERVATIVE USED	TOTAL VOL ADDED IN FIELD (mL)	FINAL pH			
MW-02	4	AG	40 mL	HCl	40 mL x 4	6.21	6200	ESP	0.08
↓	3	AG	40 mL	HCl	40 mL x 3	↓	VPH	↓	↓
↓	1	PP	250 mL	HNO_3	250 mL	↓	Lead by 6010	↓	↓

REMARKS: 3 well volumes purged.

MATERIAL CODES: **AG** = Amber Glass; **CG** = Clear Glass; **HDPE** = High Density Polyethylene; **LDPE** = Low Density Polyethylene; **PP** = Polypropylene; **S** = Silicone; **T** = Teflon; **O** = Other (Specify)

SAMPLING EQUIPMENT CODES: **APP** = After (Through) Peristaltic Pump; **B** = Bailer; **BP** = Bladder Pump; **ESP** = Electric Submersible Pump; **RFPP** = Reverse Flow Peristaltic Pump; **SM** = Straw Method (Tubing Gravity Drain); **O** = Other (Specify)

GROUNDWATER SAMPLING LOG

SITE NAME: 2020-L1-2448 Incident	SITE LOCATION: Huntersville, NC	PROJECT NUMBER: 60674226	WELL NAME: MW-03	DATE: 3/2/22

WELL DIAMETER (inches): 2"	TUBING DIAMETER (inches): N/A	WELL SCREEN INTERVAL DEPTH: 20 ft. to 30.02 ft.	DEPTH TO WATER (feet): 29.01	PUMP TYPE OR BAILER: Bailer

1 WELL VOLUME = (TD-DTW) x WELL CAPACITY

(30.02 ft. - 29.01 ft.) x 0.16 gal./ft. = 0.16 gallons

3 WELL VOLUMES = 1 WELL VOLUME X 3

0.16 gallons x 3 = 0.48 gallons

PUMP DEPTH IN WELL (feet): N/A	PURGING INITIATED AT: 0850	PURGING ENDED AT: 0900	TOTAL VOLUME PURGED (gallons): 0.3

EQUIPMENT INFORMATION WATER QUALITY METER	MAKE/MODEL: SERIAL #:	EQUIPMENT INFORMATION OIL/WATER INTERFACE PROBE	MAKE/MODEL: SERIAL #:

TIME	VOLUME PURGED (gallons)	PURGE RATE (gpm)	DEPTH TO WATER (feet)	TEMP. (°C)	DO (mg/L)	COND. (µS/cm)	pH (standard units)	ORP (mV)	TURB. (NTU)	COLOR (describe)	ODOR (describe)
STABILIZATION CRITERIA:			<0.3 ft. drawdown	within 3%	within 10% or <0.5 mg/L	within 3%	±0.1 unit	±10 mV	within 10% or <5 NTU	--	--
0900	0.3	N/A	Dry	12.3	2.11	140.4	5.72	49.2	15.06	Slightly Cloudy	None
1245		N/A	Dry	16.9	1.53	179.8	6.12	55.2	13.95	Slightly Cloudy	None

Mike de Kozlowski 3/2/22

WELL CAPACITY (Gallons Per Foot): **0.75"** = 0.02; **1"** = 0.04; **1.25"** = 0.06; **2"** = 0.16; **3"** = 0.37; **4"** = 0.65; **5"** = 1.02; **6"** = 1.47; **12"** = 5.88

SAMPLING DATA

SAMPLED BY (PRINT) / AFFILIATION: Mike de Kozlowski / AECOM	SAMPLER(S) SIGNATURE(S): Mike de Kozlowski	SAMPLE TIME: 1245

PUMP OR TUBING DEPTH IN WELL (feet): N/A	TUBING MATERIAL CODE: PP	FIELD-FILTERED: Y (N) Filtration Equipment Type: --	FILTER SIZE: -- µm

FIELD DECONTAMINATION: PUMP Y N TUBING Y N (replaced) DUPLICATE: Y (N)

SAMPLE CONTAINER SPECIFICATION				SAMPLE PRESERVATION (including wet ice)			INTENDED ANALYSIS AND/OR METHOD	SAMPLING EQUIPMENT CODE	SAMPLE PUMP FLOW RATE (gal per minute)
SAMPLE ID CODE	# CONTAINERS	MATERIAL CODE	VOLUME	PRESERVATIVE USED	TOTAL VOL ADDED IN FIELD (mL)	FINAL pH			
MW-03	4	AG	40 mL	HCl	40 mL x 4	6.12	6200	B	N/A
|	3	AG	40 mL	HCl	40 mL x 3	|	VPH	|	|
|	1	PP	250 mL	HNO_3	250 mL	|	Lead by 6010	|	|

REMARKS:

Bailed dry after 1 well volume. Sample collected after recharge

MATERIAL CODES: **AG** = Amber Glass; **CG** = Clear Glass; **HDPE** = High Density Polyethylene; **LDPE** = Low Density Polyethylene; **PP** = Polypropylene; **S** = Silicone; **T** = Teflon; **O** = Other (Specify)

SAMPLING EQUIPMENT CODES: **APP** = After (Through) Peristaltic Pump; **B** = Bailer; **BP** = Bladder Pump; **ESP** = Electric Submersible Pump; **RFPP** = Reverse Flow Peristaltic Pump; **SM** = Straw Method (Tubing Gravity Drain); **O** = Other (Specify)

GROUNDWATER SAMPLING LOG

SITE NAME: 2020-L1-2448 Incident	SITE LOCATION: Huntersville, NC	PROJECT NUMBER: 60674226	WELL NAME: MW-04	DATE: 03/03/22

WELL DIAMETER (inches): 2	TUBING DIAMETER (inches): 3/8	WELL SCREEN INTERVAL DEPTH: 12.78 ft. to 42.78 ft.	DEPTH TO WATER (feet): 34.40	PUMP TYPE OR BAILER: Monsoon

1 WELL VOLUME = (TD-DTW) x WELL CAPACITY

(42.78 ft. - 34.40 ft.) x 0.16 gal./ft. = 1.34 gallons

3 WELL VOLUMES = 1 WELL VOLUME X 3

1.34 gallons x 3 = 4.02 gallons

PUMP DEPTH IN WELL (feet): 39	PURGING INITIATED AT: 1100	PURGING ENDED AT: 1145	TOTAL VOLUME PURGED (gallons): 4.5

EQUIPMENT INFORMATION WATER QUALITY METER	MAKE/MODEL: YSI Pro Plus SERIAL #: 18C104596	EQUIPMENT INFORMATION OIL/WATER INTERFACE PROBE	MAKE/MODEL: Herron Dipper T. SERIAL #: 01-8003

TIME	VOLUME PURGED (gallons)	PURGE RATE (gpm)	DEPTH TO WATER (feet)	TEMP. (°C)	DO (mg/L)	COND. (µS/cm)	pH (standard units)	ORP (mV)	TURB. (NTU)	COLOR (describe)	ODOR (describe)
STABILIZATION CRITERIA:			<0.3 ft. drawdown	within 3%	within 10% or <0.5 mg/L	within 3%	±0.1 unit	±10 mV	within 10% or <5 NTU	--	--
1100	0.00	0.1	34.71	18.5	9.96	71.3	6.19	122.5	71,100	Cloudy Brown	None
1105	0.5		34.73	17.8	6.60	70.4	6.09	127.5	71,100		
1110	1.0		34.82	17.9	6.95	71.2	6.11	126.9	651.1		
1115	1.5		34.91	18.2	7.05	71.9	6.08	129.2	456.7		
1120	2.0		34.94	18.2	7.22	71.9	6.10	128.8	280.1		
1125	2.5		34.97	18.4	6.62	72.1	6.09	130.0	234.1		
1130	3.0		34.99	18.2	6.73	71.8	6.10	130.6	126.3		
1135	3.5		35.03	18.2	6.81	71.4	6.08	131.5	84.03	Clear	
1140	4.0		35.07	18.1	6.85	71.4	6.09	132.6	58.25		
1145	4.5		35.10	18.1	6.87	71.3	6.09	132.2	34.22		

A O'M 03/03/22

WELL CAPACITY (Gallons Per Foot): **0.75"** = 0.02; **1"** = 0.04; **1.25"** = 0.06; **2"** = 0.16; **3"** = 0.37; **4"** = 0.65; **5"** = 1.02; **6"** = 1.47; **12"** = 5.88

SAMPLING DATA

SAMPLED BY (PRINT) / AFFILIATION: Andrew O'Malia / AECOM	SAMPLER(S) SIGNATURE(S): A O'M	SAMPLE TIME: 1150

PUMP OR TUBING DEPTH IN WELL (feet): 39	TUBING MATERIAL CODE: LDPE	FIELD-FILTERED: Y (N) Filtration Equipment Type: --	FILTER SIZE: -- µm

FIELD DECONTAMINATION: PUMP (Y) N TUBING Y (N (replaced)) DUPLICATE: Y (N)

SAMPLE CONTAINER SPECIFICATION				SAMPLE PRESERVATION (including wet ice)			INTENDED ANALYSIS AND/OR METHOD	SAMPLING EQUIPMENT CODE	SAMPLE PUMP FLOW RATE (gal per minute)
SAMPLE ID CODE	# CONTAINERS	MATERIAL CODE	VOLUME	PRESERVATIVE USED	TOTAL VOL ADDED IN FIELD (mL)	FINAL pH			
MW-04	4	AG	40 mL	HCl	40 mL x 4	6.09	6200	ESP	0.1
	3	AG	40 mL	HCl	40 mL x 3		VPH		
	1	PP	250 mL	HNO_3	250 mL		Lead by 6010		

REMARKS: 3 well volumes purged.

MATERIAL CODES: **AG** = Amber Glass; **CG** = Clear Glass; **HDPE** = High Density Polyethylene; **LDPE** = Low Density Polyethylene; **PP** = Polypropylene; **S** = Silicone; **T** = Teflon; **O** = Other (Specify)

SAMPLING EQUIPMENT CODES: **APP** = After (Through) Peristaltic Pump; **B** = Bailer; **BP** = Bladder Pump; **ESP** = Electric Submersible Pump; **RFPP** = Reverse Flow Peristaltic Pump; **SM** = Straw Method (Tubing Gravity Drain); **O** = Other (Specify)

GROUNDWATER SAMPLING LOG

SITE NAME: 2020-L1-2448 Incident	SITE LOCATION: Huntersville, NC	PROJECT NUMBER: 60674226	WELL NAME: MW-04D	DATE: 3/3/22

WELL DIAMETER (inches): 2"	TUBING DIAMETER (inches): Bladder Tubing	WELL SCREEN INTERVAL DEPTH: 122.08 ft. to 132.08 ft.	DEPTH TO WATER (feet): 35.40	PUMP TYPE OR BAILER: Bladder

1 WELL VOLUME = (TD-DTW) x WELL CAPACITY

(132.08 ft. - 35.40 ft.) x 0.16 gal./ft. = 15.47 gallons

3 WELL VOLUMES = 1 WELL VOLUME X 3

15.47 gallons x 3 = 46.41 gallons

PUMP DEPTH IN WELL (feet): 127.08	PURGING INITIATED AT: 1025	PURGING ENDED AT: 1110	TOTAL VOLUME PURGED (gallons): 1.35

EQUIPMENT INFORMATION WATER QUALITY METER — MAKE/MODEL: YSI ProPlus; SERIAL #: 13K100920

EQUIPMENT INFORMATION OIL/WATER INTERFACE PROBE — MAKE/MODEL: Heron 100'IFP; SERIAL #: 01-7819

TIME	VOLUME PURGED (gallons)	PURGE RATE (gpm)	DEPTH TO WATER (feet)	TEMP. (°C)	DO (mg/L)	COND. (µS/cm)	pH (standard units)	ORP (mV)	TURB. (NTU)	COLOR (describe)	ODOR (describe)
STABILIZATION CRITERIA:			<0.3 ft. drawdown	within 3%	within 10% or <0.5 mg/L	within 3%	±0.1 unit	±10 mV	within 10% or <5 NTU	--	--
1025	0	0.03	36.56	16.1	4.48	892	11.95	116.6	6.25	clear	none
1030	0.15		37.27	16.1	1.82	831	12.03	102.1	45.15		
1035	0.30		38.03	16.1	1.83	870	11.89	85.8	31.12		
1040	0.45		38.81	17.6	1.63	867	11.95	90.0	34.73		
1045	0.60		40.55	17.6	1.19	823	11.86	84.3	24.76		
1050	0.75		41.69	17.3	1.43	734	11.76	84.0	20.19		
1055	0.90		42.38	17.6	1.22	649	11.68	83.3	17.32		
1100	1.05		42.46	17.6	1.25	408.3	11.24	82.3	13.62		
1105	1.20		42.58	17.6	0.92	406.8	11.25	80.8	13.27		
1110	1.35		42.66	17.5	0.34	408.0	11.20	79.2	13.30		

WELL CAPACITY (Gallons Per Foot): **0.75"** = 0.02; **1"** = 0.04; **1.25"** = 0.06; **2"** = 0.16; **3"** = 0.37; **4"** = 0.65; **5"** = 1.02; **6"** = 1.47; **12"** = 5.88

SAMPLING DATA

SAMPLED BY (PRINT) / AFFILIATION: Jacob miller/AECom	SAMPLER(S) SIGNATURE(S):	SAMPLE TIME: 1120

PUMP OR TUBING DEPTH IN WELL (feet): 127.08	TUBING MATERIAL CODE: LDPE	FIELD-FILTERED: Y (N) Filtration Equipment Type: --	FILTER SIZE: -- µm

FIELD DECONTAMINATION: PUMP (Y) N TUBING Y (N) (replaced) DUPLICATE: Y (N)

SAMPLE CONTAINER SPECIFICATION				SAMPLE PRESERVATION (including wet ice)			INTENDED ANALYSIS AND/OR METHOD	SAMPLING EQUIPMENT CODE	SAMPLE PUMP FLOW RATE (gal per minute)
SAMPLE ID CODE	# CONTAINERS	MATERIAL CODE	VOLUME	PRESERVATIVE USED	TOTAL VOL ADDED IN FIELD (mL)	FINAL pH			
MW-04D	4	AG	40 mL	HCl	40 mL x 4	11.20	6200	BP	0.03
	3	AG	40 mL	HCl	40 mL x 3		VPH		
	1	PP	250 mL	HNO_3	250 mL		Lead by 6010		

REMARKS:

moderate recharge

MATERIAL CODES: **AG** = Amber Glass; **CG** = Clear Glass; **HDPE** = High Density Polyethylene; **LDPE** = Low Density Polyethylene; **PP** = Polypropylene; **S** = Silicone; **T** = Teflon; **O** = Other (Specify)

SAMPLING EQUIPMENT CODES: **APP** = After (Through) Peristaltic Pump; **B** = Bailer; **BP** = Bladder Pump; **ESP** = Electric Submersible Pump; **RFPP** = Reverse Flow Peristaltic Pump; **SM** = Straw Method (Tubing Gravity Drain); **O** = Other (Specify)

GROUNDWATER SAMPLING LOG

SITE NAME: 2020-L1-2448 Incident	SITE LOCATION: Huntersville, NC	PROJECT NUMBER: 60639876	WELL NAME: MW-05	DATE: 3/2/22

WELL DIAMETER (inches): 2"	TUBING DIAMETER (inches): 3/8"	WELL SCREEN INTERVAL DEPTH: 12.02 ft. to 42.02 ft.	DEPTH TO WATER (feet): 30.35	PUMP TYPE OR BAILER: Monsoon

1 WELL VOLUME = (TD-DTW) x WELL CAPACITY

(42.02 ft. - 30.35 ft.) x 0.16 gal./ft. = 1.9 gallons

3 WELL VOLUMES = 1 WELL VOLUME X 3

1.9 gallons x 3 = 5.6 gallons

PUMP DEPTH IN WELL (feet): 36	PURGING INITIATED AT: 1128	PURGING ENDED AT: 1230	TOTAL VOLUME PURGED (gallons): 5.5

EQUIPMENT INFORMATION WATER QUALITY METER — MAKE/MODEL: Pro Quatro — SERIAL #: 21J102397

EQUIPMENT INFORMATION OIL/WATER INTERFACE PROBE — MAKE/MODEL: Heron — SERIAL #: 01-8345

TIME	VOLUME PURGED (gallons)	PURGE RATE (gpm)	DEPTH TO WATER (feet)	TEMP. (°C)	DO (mg/L)	COND. (µS/cm)	pH (standard units)	ORP (mV)	TURB. (NTU)	COLOR (describe)	ODOR (describe)
STABILIZATION CRITERIA:			<0.3 ft. drawdown	within 3%	within 10% or <0.5 mg/L	within 3%	±0.1 unit	±10 mV	within 10% or <5 NTU	--	--
1130	0	0.1	31.05	16.7	8.64	78.8	6.25	183.9	528.0	Cloudy	None
1135	0.5	0.1	31.05	17.0	7.85	79.2	6.19	181.7	525.7	Cloudy	None
1140	1	0.1	31.05	17.0	7.44	79.7	6.17	187.1	187.3	Cloudy	None
1145	1.5	0.1	31.05	17.2	7.19	81.4	6.18	184.0	100.9	Cloudy	None
1150	2	0.1	31.05	17.1	7.17	81.6	6.16	183.7	98.66	Cloudy	None
1155	2.5	0.1	31.05	17.1	7.01	82.9	6.18	176.3	35.02	Cloudy	None
1200	3	0.1	31.05	17.2	6.92	83.7	6.18	172.7	23.10	Cloudy	None
1205	3.5	0.1	31.05	17.3	6.71	83.9	6.17	171.3	10.25	Clear	None
1210	4	0.1	31.05	17.4	6.62	84.0	6.18	170.4	7.82	Clear	None
1215	4.5	0.1	31.05	17.5	6.62	84.1	6.17	172.6	7.70	Clear	None
1220	5	0.1	31.05	17.7	6.59	84.4	6.18	172.4	7.28	Clear	None

WELL CAPACITY (Gallons Per Foot): **0.75"** = 0.02; **1"** = 0.04; **1.25"** = 0.06; **2"** = 0.16; **3"** = 0.37; **4"** = 0.65; **5"** = 1.02; **6"** = 1.47; **12"** = 5.88

SAMPLING DATA

SAMPLED BY (PRINT) / AFFILIATION: Erik Riegel / AECOM	SAMPLER(S) SIGNATURE(S): [signature]	SAMPLE TIME: 1225
PUMP OR TUBING DEPTH IN WELL (feet): 36	TUBING MATERIAL CODE: LDPE	FIELD-FILTERED: Y (N) Filtration Equipment Type: -- FILTER SIZE: -- µm

FIELD DECONTAMINATION: PUMP (Y) N TUBING Y (N) (replaced) DUPLICATE: Y (N)

SAMPLE CONTAINER SPECIFICATION				SAMPLE PRESERVATION (including wet ice)			INTENDED ANALYSIS AND/OR METHOD	SAMPLING EQUIPMENT CODE	SAMPLE PUMP FLOW RATE (gal per minute)
SAMPLE ID CODE	# CONTAINERS	MATERIAL CODE	VOLUME	PRESERVATIVE USED	TOTAL VOL ADDED IN FIELD (mL)	FINAL pH			
MW-05	4	AG	40 mL	HCl	40 mL x 4	6.18	6200	ESP	0.1
MW-05	3	AG	40 mL	HCl	40 mL x 3	6.18	VPH	ESP	0.1
MW-05	1	PP	250 mL	HNO_3	250 mL	6.18	Lead by 6010	ESP	0.1

REMARKS: All parameters Stabilized

MATERIAL CODES: **AG** = Amber Glass; **CG** = Clear Glass; **HDPE** = High Density Polyethylene; **LDPE** = Low Density Polyethylene; **PP** = Polypropylene; **S** = Silicone; **T** = Teflon; **O** = Other (Specify)

SAMPLING EQUIPMENT CODES: **APP** = After (Through) Peristaltic Pump; **B** = Bailer; **BP** = Bladder Pump; **ESP** = Electric Submersible Pump; **RFPP** = Reverse Flow Peristaltic Pump; **SM** = Straw Method (Tubing Gravity Drain); **O** = Other (Specify)

GROUNDWATER SAMPLING LOG

SITE NAME: 2020-L1-2448 Incident	SITE LOCATION: Huntersville, NC	PROJECT NUMBER: 60674226	WELL NAME: MW-06	DATE: 3/3/22

WELL DIAMETER (inches): 2	TUBING DIAMETER (inches): 3/8"	WELL SCREEN INTERVAL DEPTH: 13 ft. to 43 ft.	DEPTH TO WATER (feet): 27.40	PUMP TYPE OR BAILER: Monsoon

1 WELL VOLUME = (TD-DTW) x WELL CAPACITY

(43 ft. - 27.40 ft.) x 0.16 gal./ft. = 2.50 gallons

3 WELL VOLUMES = 1 WELL VOLUME X 3

2.50 gallons x 3 = 7.5 gallons

PUMP DEPTH IN WELL (feet): 35	PURGING INITIATED AT: 1120	PURGING ENDED AT: 1210	TOTAL VOLUME PURGED (gallons): 5

EQUIPMENT INFORMATION WATER QUALITY METER — MAKE/MODEL: YSI Pro Plus; SERIAL #: 15C101918

EQUIPMENT INFORMATION OIL/WATER INTERFACE PROBE — MAKE/MODEL: Heron H. Oil; SERIAL #: 01-7820

TIME	VOLUME PURGED (gallons)	PURGE RATE (gpm)	DEPTH TO WATER (feet)	TEMP. (°C)	DO (mg/L)	COND. (µS/cm)	pH (standard units)	ORP (mV)	TURB. (NTU)	COLOR (describe)	ODOR (describe)
STABILIZATION CRITERIA:			<0.3 ft. drawdown	within 3%	within 10% or <0.5 mg/L	within 3%	±0.1 unit	±10 mV	within 10% or <5 NTU	--	--
1120	0	0.1	27.72	16.5	6.06	82.3	6.09	130.2	>1100	cloudy	None
1125	0.5		27.74	16.2	5.99	81.5	5.80	171.2	508.1		
1130	1		27.71	16.3	6.00	81.4	5.62	174.3	246.0		
1135	1.5		27.69	16.2	6.09	80.2	5.64	178.1	117.7		
1140	2		27.67	16.3	6.05	80.0	5.66	178.6	73.28		
1145	2.5		27.65	16.4	5.92	78.9	5.68	179.1	49.26		
1150	3		27.65	16.5	5.83	78.4	5.68	179.9	56.74		
1155	3.5		27.65	16.5	5.78	77.9	5.69	180.1	46.28		
1200	4		27.65	16.4	5.79	77.8	5.68	180.2	41.29		
1205	4.5		27.64	16.5	5.80	77.9	5.69	180.2	51.88		
1210	5		27.64	16.5	5.81	77.8	5.69	182.3	47.21		

WELL CAPACITY (Gallons Per Foot): **0.75"** = 0.02; **1"** = 0.04; **1.25"** = 0.06; **2"** = 0.16; **3"** = 0.37; **4"** = 0.65; **5"** = 1.02; **6"** = 1.47; **12"** = 5.88

SAMPLING DATA

SAMPLED BY (PRINT) / AFFILIATION: Jim Dimitroff / AECOM	SAMPLER(S) SIGNATURE(S):	SAMPLE TIME: 1210

PUMP OR TUBING DEPTH IN WELL (feet):	TUBING MATERIAL CODE: LDPE	FIELD-FILTERED: Y (N) Filtration Equipment Type: --	FILTER SIZE: -- µm

FIELD DECONTAMINATION: PUMP (Y) N TUBING Y (N) (replaced) DUPLICATE: Y (N)

SAMPLE CONTAINER SPECIFICATION				SAMPLE PRESERVATION (including wet ice)			INTENDED ANALYSIS AND/OR METHOD	SAMPLING EQUIPMENT CODE	SAMPLE PUMP FLOW RATE (gal per minute)
SAMPLE ID CODE	# CONTAINERS	MATERIAL CODE	VOLUME	PRESERVATIVE USED	TOTAL VOL ADDED IN FIELD (mL)	FINAL pH			
MW-06	4	AG	40 mL	HCl	40 mL x 4	5.69	6200	ESP	0.1
MW-06	3	AG	40 mL	HCl	40 mL x 3	5.69	VPH		
MW-06	1	PP	250 mL	HNO_3	250 mL	5.69	Lead by 6010		

REMARKS:

MATERIAL CODES: **AG** = Amber Glass; **CG** = Clear Glass; **HDPE** = High Density Polyethylene; **LDPE** = Low Density Polyethylene; **PP** = Polypropylene; **S** = Silicone; **T** = Teflon; **O** = Other (Specify)

SAMPLING EQUIPMENT CODES: **APP** = After (Through) Peristaltic Pump; **B** = Bailer; **BP** = Bladder Pump; **ESP** = Electric Submersible Pump; **RFPP** = Reverse Flow Peristaltic Pump; **SM** = Straw Method (Tubing Gravity Drain); **O** = Other (Specify)

GROUNDWATER SAMPLING LOG

SITE NAME: 2020-L1-2448 Incident	SITE LOCATION: Huntersville, NC	PROJECT NUMBER: 60674226	WELL NAME: MW-07D	DATE: 3/2/22

WELL DIAMETER (inches): 2"	TUBING DIAMETER (inches): Bladder Tubing	WELL SCREEN INTERVAL DEPTH: 129.15 ft. to 139.15 ft.	DEPTH TO WATER (feet): 36.95	PUMP TYPE OR BAILER: Bladder

1 WELL VOLUME = (TD-DTW) x WELL CAPACITY

(129.15 ft. - 36.95 ft.) x 0.16 gal./ft. = 14.75 gallons

3 WELL VOLUMES = 1 WELL VOLUME X 3

14.75 gallons x 3 = 44.25 gallons

PUMP DEPTH IN WELL (feet): 134.15	PURGING INITIATED AT: 1145	PURGING ENDED AT: 1220	TOTAL VOLUME PURGED (gallons): 1.75

EQUIPMENT INFORMATION WATER QUALITY METER — MAKE/MODEL: YSI ProPlus; SERIAL #: 13K100920

EQUIPMENT INFORMATION OIL/WATER INTERFACE PROBE — MAKE/MODEL: Heron 100'IFP; SERIAL #: 01-7819

TIME	VOLUME PURGED (gallons)	PURGE RATE (gpm)	DEPTH TO WATER (feet)	TEMP. (°C)	DO (mg/L)	COND. (µS/cm)	pH (standard units)	ORP (mV)	TURB. (NTU)	COLOR (describe)	ODOR (describe)
STABILIZATION CRITERIA:			<0.3 ft. drawdown	within 3%	within 10% or <0.5 mg/L	within 3%	±0.1 unit	±10 mV	within 10% or <5 NTU	--	--
1145	0	0.05	37.30	17.3	2.14	291.2	7.91	93.7	15.25	Clear	none
1150	0.25		37.63	17.1	2.19	289.3	7.87	90.2	13.21		
1155	0.50		38.07	16.9	2.00	287.4	7.84	88.3	14.17		
1200	0.75		38.47	16.8	1.47	284.2	7.79	83.7	10.91		
1205	1.00		38.67	16.8	1.22	280.3	7.76	79.6	9.37		
1210	1.25		38.72	16.7	1.11	276.2	7.73	75.5	4.27		
1215	1.50		39.01	16.5	1.17	273.3	7.69	72.6	0.95		
1220	1.75		39.10	16.4	1.19	274.1	7.71	71.7	0.61		

WELL CAPACITY (Gallons Per Foot): **0.75"** = 0.02; **1"** = 0.04; **1.25"** = 0.06; **2"** = 0.16; **3"** = 0.37; **4"** = 0.65; **5"** = 1.02; **6"** = 1.47; **12"** = 5.88

SAMPLING DATA

SAMPLED BY (PRINT) / AFFILIATION: Jacob miller/AECom	SAMPLER(S) SIGNATURE(S): [signature]	SAMPLE TIME: 1225

PUMP OR TUBING DEPTH IN WELL (feet): 134.15	TUBING MATERIAL CODE: LDPE	FIELD-FILTERED: Y (N) Filtration Equipment Type: --	FILTER SIZE: -- µm

FIELD DECONTAMINATION: PUMP (Y) N TUBING Y (N) (replaced) DUPLICATE: Y (N)

SAMPLE CONTAINER SPECIFICATION				SAMPLE PRESERVATION (including wet ice)			INTENDED ANALYSIS AND/OR METHOD	SAMPLING EQUIPMENT CODE	SAMPLE PUMP FLOW RATE (gal per minute)
SAMPLE ID CODE	# CONTAINERS	MATERIAL CODE	VOLUME	PRESERVATIVE USED	TOTAL VOL ADDED IN FIELD (mL)	FINAL pH			
MW-07D	4	AG	40 mL	HCl	40 mL x 4	7.71	6200	BP	0.05
	3	AG	40 mL	HCl	40 mL x 3		VPH		
	1	PP	250 mL	HNO_3	250 mL		Lead by 6010		

REMARKS:

fast recharge

MATERIAL CODES: **AG** = Amber Glass; **CG** = Clear Glass; **HDPE** = High Density Polyethylene; **LDPE** = Low Density Polyethylene; **PP** = Polypropylene; **S** = Silicone; **T** = Teflon; **O** = Other (Specify)

SAMPLING EQUIPMENT CODES: **APP** = After (Through) Peristaltic Pump; **B** = Bailer; **BP** = Bladder Pump; **ESP** = Electric Submersible Pump; **RFPP** = Reverse Flow Peristaltic Pump; **SM** = Straw Method (Tubing Gravity Drain); **O** = Other (Specify)

GROUNDWATER SAMPLING LOG

SITE NAME: 2020-L1-2448 Incident	SITE LOCATION: Huntersville, NC	PROJECT NUMBER: 60639876	WELL NAME: MW-08	DATE: 2/28/22

WELL DIAMETER (inches): 4"	TUBING DIAMETER (inches): 3/8"	WELL SCREEN INTERVAL DEPTH: 18.11 ft. to 48.11 ft.	DEPTH TO WATER (feet): 35.67	PUMP TYPE OR BAILER: Monsoon

1 WELL VOLUME = (TD-DTW) x WELL CAPACITY

(48.11 ft. - 35.67 ft.) x 0.65 gal./ft. = 8.1 gallons

3 WELL VOLUMES = 1 WELL VOLUME X 3

8.1 gallons x 3 = 24.3 gallons

PUMP DEPTH IN WELL (feet): 41	PURGING INITIATED AT: 1238	PURGING ENDED AT: 1320	TOTAL VOLUME PURGED (gallons): 3.5

EQUIPMENT INFORMATION WATER QUALITY METER — MAKE/MODEL: Pro Quatro — SERIAL #: 21J102397

EQUIPMENT INFORMATION OIL/WATER INTERFACE PROBE — MAKE/MODEL: Heron — SERIAL #: 01-8345

TIME	VOLUME PURGED (gallons)	PURGE RATE (gpm)	DEPTH TO WATER (feet)	TEMP. (°C)	DO (mg/L)	COND. (µS/cm)	pH (standard units)	ORP (mV)	TURB. (NTU)	COLOR (describe)	ODOR (describe)
STABILIZATION CRITERIA:			<0.3 ft. drawdown	within 3%	within 10% or <0.5 mg/L	within 3%	±0.1 unit	±10 mV	within 10% or <5 NTU	--	--
1240	0	0.1	36.20	16.3	8.70	108.9	6.30	197.7	3.98	Clear	None
1245	0.5	0.1	36.20	16.2	7.67	108.5	6.18	214.0	1.45	Clear	None
1250	1	0.1	36.22	16.6	7.27	109.5	6.17	219.8	1.56	Clear	None
1255	1.5	0.1	36.26	16.5	7.25	109.0	6.17	221.2	1.50	Clear	None
1300	2	0.1	36.26	16.8	7.18	109.4	6.18	217.4	2.79	Clear	None
1305	2.5	0.1	36.26	16.9	7.15	109.4	6.17	216.5	2.42	Clear	None
1310	3	0.1	36.26	16.9	7.13	109.4	6.17	216.6	2.09	Clear	None

WELL CAPACITY (Gallons Per Foot): **0.75"** = 0.02; **1"** = 0.04; **1.25"** = 0.06; **2"** = 0.16; **3"** = 0.37; **4"** = 0.65; **5"** = 1.02; **6"** = 1.47; **12"** = 5.88

SAMPLING DATA

SAMPLED BY (PRINT) / AFFILIATION: Erik Riegel / AECOM	SAMPLER(S) SIGNATURE(S): [signature]	SAMPLE TIME: 1315

PUMP OR TUBING DEPTH IN WELL (feet): 41	TUBING MATERIAL CODE: LDPE	FIELD-FILTERED: Y (N) Filtration Equipment Type: --	FILTER SIZE: -- µm

FIELD DECONTAMINATION: PUMP (Y) N TUBING Y (N) (replaced) DUPLICATE: Y (N)

SAMPLE CONTAINER SPECIFICATION				SAMPLE PRESERVATION (including wet ice)			INTENDED ANALYSIS AND/OR METHOD	SAMPLING EQUIPMENT CODE	SAMPLE PUMP FLOW RATE (gal per minute)
SAMPLE ID CODE	# CONTAINERS	MATERIAL CODE	VOLUME	PRESERVATIVE USED	TOTAL VOL ADDED IN FIELD (mL)	FINAL pH			
MW-08	4	AG	40 mL	HCl	40 mL x 4	6.17	6200	ESP	0.1
MW-08	3	AG	40 mL	HCl	40 mL x 3	6.17	VPH	ESP	0.1
MW-08	1	PP	250 mL	HNO_3	250 mL	6.17	Lead by 6010	ESP	0.1

REMARKS: Well has Stabilized

MATERIAL CODES: **AG** = Amber Glass; **CG** = Clear Glass; **HDPE** = High Density Polyethylene; **LDPE** = Low Density Polyethylene; **PP** = Polypropylene; **S** = Silicone; **T** = Teflon; **O** = Other (Specify)

SAMPLING EQUIPMENT CODES: **APP** = After (Through) Peristaltic Pump; **B** = Bailer; **BP** = Bladder Pump; **ESP** = Electric Submersible Pump; **RFPP** = Reverse Flow Peristaltic Pump; **SM** = Straw Method (Tubing Gravity Drain); **O** = Other (Specify)

GROUNDWATER SAMPLING LOG

SITE NAME: 2020-L1-2448 Incident	SITE LOCATION: Huntersville, NC	PROJECT NUMBER: 60674226	WELL NAME: MW-09	DATE: 3/3/22

WELL DIAMETER (inches): 2	TUBING DIAMETER (inches): N/A	WELL SCREEN INTERVAL DEPTH: 19 ft. to 37.5 ft.	DEPTH TO WATER (feet): 35.95	PUMP TYPE OR BAILER: Bailer

1 WELL VOLUME = (TD-DTW) x WELL CAPACITY

(37.5 ft. - 35.95 ft.) x 0.163 gal./ft. = 0.25 gallons

3 WELL VOLUMES = 1 WELL VOLUME X 3

0.25 gallons x 3 = 0.75 gallons

PUMP DEPTH IN WELL (feet): N/A	PURGING INITIATED AT: 1355	PURGING ENDED AT: 1400	TOTAL VOLUME PURGED (gallons):

EQUIPMENT INFORMATION WATER QUALITY METER — MAKE/MODEL: YSI Pro Plus; SERIAL #: 15C101918

EQUIPMENT INFORMATION OIL/WATER INTERFACE PROBE — MAKE/MODEL: Heron H. Oil; SERIAL #: 01-7820

TIME	VOLUME PURGED (gallons)	PURGE RATE (gpm)	DEPTH TO WATER (feet)	TEMP. (°C)	DO (mg/L)	COND. (µS/cm)	pH (standard units)	ORP (mV)	TURB. (NTU)	COLOR (describe)	ODOR (describe)
STABILIZATION CRITERIA:			<0.3 ft. drawdown	within 3%	within 10% or <0.5 mg/L	within 3%	±0.1 unit	±10 mV	within 10% or <5 NTU	--	--
1400	—	—	—	16.5	6.95	980	5.99	176.6	>100	Brown	None

WELL CAPACITY (Gallons Per Foot): **0.75"** = 0.02; **1"** = 0.04; **1.25"** = 0.06; **2"** = 0.16; **3"** = 0.37; **4"** = 0.65; **5"** = 1.02; **6"** = 1.47; **12"** = 5.88

SAMPLING DATA

SAMPLED BY (PRINT) / AFFILIATION: Jim Dimitroff / AECOM	SAMPLER(S) SIGNATURE(S):	SAMPLE TIME: 1405

PUMP OR TUBING DEPTH IN WELL (feet): N/A	TUBING MATERIAL CODE: N/A	FIELD-FILTERED: Y (N) Filtration Equipment Type: --	FILTER SIZE: -- µm

FIELD DECONTAMINATION: PUMP Y N N/A TUBING Y N (replaced) N/A DUPLICATE: Y (N)

SAMPLE CONTAINER SPECIFICATION				SAMPLE PRESERVATION (including wet ice)			INTENDED ANALYSIS AND/OR METHOD	SAMPLING EQUIPMENT CODE	SAMPLE PUMP FLOW RATE (gal per minute)
SAMPLE ID CODE	# CONTAINERS	MATERIAL CODE	VOLUME	PRESERVATIVE USED	TOTAL VOL ADDED IN FIELD (mL)	FINAL pH			
MW-09	4	AG	40 mL	HCl	40 mL x 4	5.99	6200	B	
MW-09	3	AG	40 mL	HCl	40 mL x 3	↓	VPH	B	
MW-09	1	PP	250 mL	HNO_3	250 mL	↓	Lead by 6010	B	

REMARKS:

Dry @ 1 well volume

MATERIAL CODES: **AG** = Amber Glass; **CG** = Clear Glass; **HDPE** = High Density Polyethylene; **LDPE** = Low Density Polyethylene; **PP** = Polypropylene; **S** = Silicone; **T** = Teflon; **O** = Other (Specify)

SAMPLING EQUIPMENT CODES: **APP** = After (Through) Peristaltic Pump; **B** = Bailer; **BP** = Bladder Pump; **ESP** = Electric Submersible Pump; **RFPP** = Reverse Flow Peristaltic Pump; **SM** = Straw Method (Tubing Gravity Drain); **O** = Other (Specify)

GROUNDWATER SAMPLING LOG

SITE NAME: 2020-L1-2448 Incident	SITE LOCATION: Huntersville, NC	PROJECT NUMBER: 60674226	WELL NAME: MW-12	DATE: 03/03/22

WELL DIAMETER (inches): 2	TUBING DIAMETER (inches): 3/8	WELL SCREEN INTERVAL DEPTH: 20.94 ft. to 40.94 ft.	DEPTH TO WATER (feet): 36.54	PUMP TYPE OR BAILER: Monsoon

1 WELL VOLUME = (TD-DTW) x WELL CAPACITY

(40.94 ft. - 36.54 ft.) x 0.16 gal./ft. = 0.704 gallons

3 WELL VOLUMES = 1 WELL VOLUME X 3

0.70 gallons x 3 = 2.11 gallons

PUMP DEPTH IN WELL (feet): 39	PURGING INITIATED AT: 1235	PURGING ENDED AT: 1305	TOTAL VOLUME PURGED (gallons): 2.40

EQUIPMENT INFORMATION WATER QUALITY METER — MAKE/MODEL: YSI Pro Plus; SERIAL #: 18C104596

EQUIPMENT INFORMATION OIL/WATER INTERFACE PROBE — MAKE/MODEL: Herron Dipper T.; SERIAL #: 01-8003

TIME	VOLUME PURGED (gallons)	PURGE RATE (gpm)	DEPTH TO WATER (feet)	TEMP. (°C)	DO (mg/L)	COND. (µS/cm)	pH (standard units)	ORP (mV)	TURB. (NTU)	COLOR (describe)	ODOR (describe)
STABILIZATION CRITERIA:			<0.3 ft. drawdown	within 3%	within 10% or <0.5 mg/L	within 3%	±0.1 unit	±10 mV	within 10% or <5 NTU	--	--
1235	0.00	0.08	36.84	18.9	7.22	151.7	6.35	118.9	130.2	Cloudy White	None
1240	0.40		36.87	19.8	5.15	154.1	6.16	123.0	69.95	Clear	
1245	0.80		36.94	18.4	5.27	149.3	6.11	149.2	55.92		
1250	1.20		36.98	18.2	6.25	151.7	6.16	124.5	22.72		
1255	1.60		37.03	18.6	5.43	150.3	6.17	126.7	27.29		
1300	2.0		37.09	18.9	5.22	150.5	6.18	125.7	17.48		
1305	2.40		37.15	18.6	5.67	150.4	6.17	124.9	14.36		

AO 03/03/22

WELL CAPACITY (Gallons Per Foot): **0.75"** = 0.02; **1"** = 0.04; **1.25"** = 0.06; **2"** = 0.16; **3"** = 0.37; **4"** = 0.65; **5"** = 1.02; **6"** = 1.47; **12"** = 5.88

SAMPLING DATA

SAMPLED BY (PRINT) / AFFILIATION: Andrew O'malia / AECOM	SAMPLER(S) SIGNATURE(S): A O'M	SAMPLE TIME: 1310

PUMP OR TUBING DEPTH IN WELL (feet): 39	TUBING MATERIAL CODE: LDPE	FIELD-FILTERED: Y (N) Filtration Equipment Type: --	FILTER SIZE: -- µm

FIELD DECONTAMINATION: PUMP (Y) N TUBING Y (N (replaced)) DUPLICATE: Y (N)

SAMPLE CONTAINER SPECIFICATION				SAMPLE PRESERVATION (including wet ice)			INTENDED ANALYSIS AND/OR METHOD	SAMPLING EQUIPMENT CODE	SAMPLE PUMP FLOW RATE (gal per minute)
SAMPLE ID CODE	# CONTAINERS	MATERIAL CODE	VOLUME	PRESERVATIVE USED	TOTAL VOL ADDED IN FIELD (mL)	FINAL pH			
MW-12	4	AG	40 mL	HCl	40 mL x 4	6.17	6200	ESP	0.1
	3	AG	40 mL	HCl	40 mL x 3		VPH		
	1	PP	250 mL	HNO_3	250 mL		Lead by 6010		

REMARKS: 3 well volumes purged.

MATERIAL CODES: **AG** = Amber Glass; **CG** = Clear Glass; **HDPE** = High Density Polyethylene; **LDPE** = Low Density Polyethylene; **PP** = Polypropylene; **S** = Silicone; **T** = Teflon; **O** = Other (Specify)

SAMPLING EQUIPMENT CODES: **APP** = After (Through) Peristaltic Pump; **B** = Bailer; **BP** = Bladder Pump; **ESP** = Electric Submersible Pump; **RFPP** = Reverse Flow Peristaltic Pump; **SM** = Straw Method (Tubing Gravity Drain); **O** = Other (Specify)

GROUNDWATER SAMPLING LOG

SITE NAME: 2020-L1-2448 Incident	SITE LOCATION: Huntersville, NC	PROJECT NUMBER: 60639876	WELL NAME: MW-13	DATE: 2/28/22

WELL DIAMETER (inches): 4" PVC	TUBING DIAMETER (inches): 3/8"	WELL SCREEN INTERVAL DEPTH: 15 feet to 60 feet	DEPTH TO WATER (feet): 46.40	PUMP TYPE OR BAILER: Monsoon

1 WELL VOLUME = (TD-DTW) x WELL CAPACITY

(60 ft. - 46.40 ft.) x 0.65 gal./ft. = 8.84 gallons

3 WELL VOLUMES = 1 WELL VOLUME X 3

8.84 gallons x 3 = 26.52 gallons

PUMP DEPTH IN WELL (feet): 51	PURGING INITIATED AT: 1045	PURGING ENDED AT: 1125	TOTAL VOLUME PURGED (gallons): 4.0

TIME	VOLUME PURGED (gallons)	PURGE RATE (gpm)	DEPTH TO WATER (feet)	TEMP. (°C)	DO (mg/L)	COND. (µS/cm)	pH (standard units)	ORP (mV)	TURB. (NTU)	COLOR (describe)	ODOR (describe)
STABILIZATION CRITERIA:			<0.3 ft. drawdown	within 3%	within 10% or <0.5 mg/L	within 3%	±0.1 unit	±10 mV	within 10% or <5 NTU	--	--
1045	0	0.1	46.40	15.3	4.22	254.9	6.30	129.8	6.89	clear	none
1050	0.5		46.72	15.6	3.84	256.5	6.28	138.9	5.53		
1055	1.0		46.97	15.2	3.71	256.0	6.27	141.0	4.75		
1100	1.5		47.03	15.4	3.26	255.8	6.30	145.7	9.35		
1105	2.0		47.03	15.6	3.35	256.2	6.41	145.6	9.86		
1110	2.5		47.10	16.0	3.20	257.2	6.41	145.4	10.28		
1115	3.0		47.17	16.1	3.19	257.4	6.35	145.3	10.61		
1120	3.5		47.23	16.2	3.02	258.3	6.28	145.3	10.58		
1125	4.0		47.23	16.3	2.95	259.2	6.27	145.2	10.18		

EB

WELL CAPACITY (Gallons Per Foot): **0.75"** = 0.02; **1"** = 0.04; **1.25"** = 0.06; **2"** = 0.16; **3"** = 0.37; **4"** = 0.65; **5"** = 1.02; **6"** = 1.47; **12"** = 5.88

SAMPLING DATA

SAMPLED BY (PRINT) / AFFILIATION: Erica Duncan	SAMPLER(S) SIGNATURE(S):	SAMPLE TIME: 1130

PUMP OR TUBING DEPTH IN WELL (feet): 51	TUBING MATERIAL CODE: LDPE	FIELD-FILTERED: Y (N) Filtration Equipment Type: --	FILTER SIZE: -- µm

FIELD DECONTAMINATION: PUMP (Y) N TUBING (Y) N (replaced) DUPLICATE: Y (N)

SAMPLE CONTAINER SPECIFICATION				SAMPLE PRESERVATION (including wet ice)			INTENDED ANALYSIS AND/OR METHOD	SAMPLING EQUIPMENT CODE	SAMPLE PUMP FLOW RATE (gal per minute)
SAMPLE ID CODE	# CONTAINERS	MATERIAL CODE	VOLUME	PRESERVATIVE USED	TOTAL VOL ADDED IN FIELD (mL)	FINAL pH			
MW-13	4	AG	40 mL	HCl	40 mL x 4	6.27	6200	ESP	0.1
	3	AG	40 mL	HCl	40 mL x 3		VPH		
	1	PP	250 mL	HNO_3	250 mL		Lead by 6010		
	3	AG	40 mL	HCl	40 mL x 3		8015		

REMARKS:

MATERIAL CODES: **AG** = Amber Glass; **CG** = Clear Glass; **HDPE** = High Density Polyethylene; **LDPE** = Low Density Polyethylene; **PP** = Polypropylene; **S** = Silicone; **T** = Teflon; **O** = Other (Specify)

SAMPLING EQUIPMENT CODES: **APP** = After (Through) Peristaltic Pump; **B** = Bailer; **BP** = Bladder Pump; **ESP** = Electric Submersible Pump; **RFPP** = Reverse Flow Peristaltic Pump; **SM** = Straw Method (Tubing Gravity Drain); **O** = Other (Specify)

GROUNDWATER SAMPLING LOG

SITE NAME: 2020-L1-2448 Incident	SITE LOCATION: Huntersville, NC	PROJECT NUMBER: 60674226	WELL NAME: MW-14	DATE: 02-28-22

WELL DIAMETER (inches): 4	TUBING DIAMETER (inches):	WELL SCREEN INTERVAL DEPTH: 14.34 ft. to 44.34 ft.	DEPTH TO WATER (feet): 36.21	PUMP TYPE OR BAILER: MONSOON

1 WELL VOLUME = (TD-DTW) x WELL CAPACITY

(44.34 ft. - 36.21 ft.) x 0.65 gal./ft. = 5.28 gallons

3 WELL VOLUMES = 1 WELL VOLUME X 3

5.28 gallons x 3 = 15.85 gallons

PUMP DEPTH IN WELL (feet): 40	PURGING INITIATED AT: 1035	PURGING ENDED AT: 1115	TOTAL VOLUME PURGED (gallons): 1.6

EQUIPMENT INFORMATION WATER QUALITY METER	MAKE/MODEL: YSI PRO+ SERIAL #: 19J103974	EQUIPMENT INFORMATION OIL/WATER INTERFACE PROBE	MAKE/MODEL: H.OIL SERIAL #: D1-8348

TIME	VOLUME PURGED (gallons)	PURGE RATE (gpm)	DEPTH TO WATER (feet)	TEMP. (°C)	DO (mg/L)	COND. (µS/cm)	pH (standard units)	ORP (mV)	TURB. (NTU)	COLOR (describe)	ODOR (describe)
STABILIZATION CRITERIA:			<0.3 ft. drawdown	within 3%	within 10% or <0.5 mg/L	within 3%	±0.1 unit	±10 mV	within 10% or <5 NTU	--	--
1045	0.4	0.04	36.45	15.1	9.97	100.2	6.20	340.0	31.71	CLOUDY	NONE
1050	0.6		36.56	16.2	9.44	103.8	6.20	341.8	19.05		
1055	0.8		36.56	16.1	9.53	103.8	6.21	343.3	16.99		
1100	1.0		36.56	16.3	9.41	104.4	6.24	345.3	16.71		
1105	1.2		36.55	16.6	9.26	105.2	6.27	347.0	13.93		
1110	1.4		36.54	16.6	9.28	105.2	6.29	348.2	13.85		
1115	1.6		36.54	16.7	9.18	105.7	6.31	349.7	13.98		

WELL CAPACITY (Gallons Per Foot): **0.75"** = 0.02; **1"** = 0.04; **1.25"** = 0.06; **2"** = 0.16; **3"** = 0.37; **4"** = 0.65; **5"** = 1.02; **6"** = 1.47; **12"** = 5.88

SAMPLING DATA

SAMPLED BY (PRINT) / AFFILIATION: SAM MOORE/AECOM	SAMPLER(S) SIGNATURE(S):	SAMPLE TIME: 1120

PUMP OR TUBING DEPTH IN WELL (feet): 40	TUBING MATERIAL CODE: LDPE	FIELD-FILTERED: Y (N) Filtration Equipment Type: --	FILTER SIZE: -- µm

FIELD DECONTAMINATION: PUMP (Y) N TUBING Y (N)(replaced) DUPLICATE: Y (N)

SAMPLE CONTAINER SPECIFICATION				SAMPLE PRESERVATION (including wet ice)			INTENDED ANALYSIS AND/OR METHOD	SAMPLING EQUIPMENT CODE	SAMPLE PUMP FLOW RATE (gal per minute)
SAMPLE ID CODE	# CONTAINERS	MATERIAL CODE	VOLUME	PRESERVATIVE USED	TOTAL VOL ADDED IN FIELD (mL)	FINAL pH			
MW-14	4	AG	40 mL	HCl	40 mL x 4	6.31	6200	ESP	0.04
MW-14	3	AG	40 mL	HCl	40 mL x 3	6.31	VPH	ESP	0.04
MW-14	1	PP	250 mL	HNO_3	250 mL	6.31	Lead by 6010	ESP	0.04

REMARKS: Well stabilized before purge volume reached. Turbidity within 10%.

MATERIAL CODES: **AG** = Amber Glass; **CG** = Clear Glass; **HDPE** = High Density Polyethylene; **LDPE** = Low Density Polyethylene; **PP** = Polypropylene; **S** = Silicone; **T** = Teflon; **O** = Other (Specify)

SAMPLING EQUIPMENT CODES: **APP** = After (Through) Peristaltic Pump; **B** = Bailer; **BP** = Bladder Pump; **ESP** = Electric Submersible Pump; **RFPP** = Reverse Flow Peristaltic Pump; **SM** = Straw Method (Tubing Gravity Drain); **O** = Other (Specify)

GROUNDWATER SAMPLING LOG

SITE NAME: 2020-L1-2448 Incident	SITE LOCATION: Huntersville, NC	PROJECT NUMBER: 60674226	WELL NAME: MW-14D	DATE: 02-28-22

WELL DIAMETER (inches): 2	TUBING DIAMETER (inches):	WELL SCREEN INTERVAL DEPTH: 65.11 ft. to 75.11 ft.	DEPTH TO WATER (feet): 36.08	PUMP TYPE OR BAILER: MONSOON

1 WELL VOLUME = (TD-DTW) x WELL CAPACITY

(75.11 ft. - 36.08 ft.) x 0.16 gal./ft. = 6.24 gallons

3 WELL VOLUMES = 1 WELL VOLUME X 3

6.24 gallons x 3 = 18.73 gallons

PUMP DEPTH IN WELL (feet): 70	PURGING INITIATED AT: 1220	PURGING ENDED AT: 1335	TOTAL VOLUME PURGED (gallons): 3.75

EQUIPMENT INFORMATION WATER QUALITY METER — MAKE/MODEL: YSI PRO+ — SERIAL #: 19J103974

EQUIPMENT INFORMATION OIL/WATER INTERFACE PROBE — MAKE/MODEL: H.OIL — SERIAL #: 01-8348

TIME	VOLUME PURGED (gallons)	PURGE RATE (gpm)	DEPTH TO WATER (feet)	TEMP. (°C)	DO (mg/L)	COND. (µS/cm)	pH (standard units)	ORP (mV)	TURB. (NTU)	COLOR (describe)	ODOR (describe)
STABILIZATION CRITERIA:			<0.3 ft. drawdown	within 3%	within 10% or <0.5 mg/L	within 3%	±0.1 unit	±10 mV	within 10% or <5 NTU	--	--
1230	0.5	0.05	39.75	16.4	8.52	269.0	7.66	324.0	18.01	CLOUDY	NONE
1235	0.75		40.46	16.2	8.25	269.8	7.68	303.6	19.93		
1240	1.0		41.53	16.5	7.80	262.7	7.57	281.6	15.14		
1245	1.25		42.38	16.6	7.59	254.1	7.44	267.8	13.56		
1250	1.5		43.39	16.7	7.36	246.0	7.32	258.3	11.14		
1255	1.75		44.02	16.7	7.15	238.9	7.24	255.3	9.07	CLEAR	
1300	2.0		44.49	16.7	7.01	234.2	7.19	253.6	9.03		
1305	2.25		44.99	16.9	6.78	231.9	7.16	252.6	6.50		
1310	2.5		45.53	16.9	6.57	229.4	7.13	252.0	5.83		
1315	2.75		46.03	16.8	6.38	226.6	7.11	252.3	5.65		
1320	3.0		46.47	16.9	6.01	226.2	7.09	252.5	5.48		
1325	3.25		46.95	16.9	5.80	224.5	7.08	253.0	4.65		
1330	3.5		47.13	16.8	5.44	222.4	7.07	253.4	4.19		
1335	3.75		47.22	16.8	5.32	221.3	7.06	253.4	4.57		

WELL CAPACITY (Gallons Per Foot): **0.75"** = 0.02; **1"** = 0.04; **1.25"** = 0.06; **2"** = 0.16; **3"** = 0.37; **4"** = 0.65; **5"** = 1.02; **6"** = 1.47; **12"** = 5.88

SAMPLING DATA

SAMPLED BY (PRINT) / AFFILIATION: SAM MOORE / AECOM	SAMPLER(S) SIGNATURE(S):	SAMPLE TIME: 1340

PUMP OR TUBING DEPTH IN WELL (feet): 70	TUBING MATERIAL CODE: LDPE	FIELD-FILTERED: Y (N) Filtration Equipment Type: --	FILTER SIZE: -- µm

FIELD DECONTAMINATION: PUMP (Y) N TUBING Y (N) (replaced) DUPLICATE: Y (N)

SAMPLE CONTAINER SPECIFICATION				SAMPLE PRESERVATION (including wet ice)			INTENDED ANALYSIS AND/OR METHOD	SAMPLING EQUIPMENT CODE	SAMPLE PUMP FLOW RATE (gal per minute)
SAMPLE ID CODE	# CONTAINERS	MATERIAL CODE	VOLUME	PRESERVATIVE USED	TOTAL VOL ADDED IN FIELD (mL)	FINAL pH			
MW-14D	4	AG	40 mL	HCl	40 mL x 4	7.06	6200	ESP	0.05
MW-14D	3	AG	40 mL	HCl	40 mL x 3	7.06	VPH	ESP	0.05
MW-14D	1	PP	250 mL	HNO_3	250 mL	7.06	Lead by 6010	ESP	0.05

REMARKS:
Well stabilized before pu

MATERIAL CODES: **AG** = Amber Glass; **CG** = Clear Glass; **HDPE** = High Density Polyethylene; **LDPE** = Low Density Polyethylene; **PP** = Polypropylene; **S** = Silicone; **T** = Teflon; **O** = Other (Specify)

SAMPLING EQUIPMENT CODES: **APP** = After (Through) Peristaltic Pump; **B** = Bailer; **BP** = Bladder Pump; **ESP** = Electric Submersible Pump; **RFPP** = Reverse Flow Peristaltic Pump; **SM** = Straw Method (Tubing Gravity Drain); **O** = Other (Specify)

GROUNDWATER SAMPLING LOG

SITE NAME: 2020-L1-2448 Incident	SITE LOCATION: Huntersville, NC	PROJECT NUMBER: 60674226	WELL NAME: MW-15	DATE: 03/03/22

WELL DIAMETER (inches): 2	TUBING DIAMETER (inches): 3/8	WELL SCREEN INTERVAL DEPTH: 27.01 ft. to 42.01 ft.	DEPTH TO WATER (feet): 38.17	PUMP TYPE OR BAILER: Monsoon

1 WELL VOLUME = (TD-DTW) x WELL CAPACITY

(42.01 ft. - 38.17 ft.) x 0.16 gal./ft. = 0.61 gallons

3 WELL VOLUMES = 1 WELL VOLUME X 3

0.61 gallons x 3 = 1.84 gallons

PUMP DEPTH IN WELL (feet): 40	PURGING INITIATED AT: 1405	PURGING ENDED AT: 1445	TOTAL VOLUME PURGED (gallons):

EQUIPMENT INFORMATION WATER QUALITY METER — MAKE/MODEL: YSI Pro Plus; SERIAL #: 18C104596

EQUIPMENT INFORMATION OIL/WATER INTERFACE PROBE — MAKE/MODEL: Heron Dipper T.; SERIAL #: 01-8003

TIME	VOLUME PURGED (gallons)	PURGE RATE (gpm)	DEPTH TO WATER (feet)	TEMP. (°C)	DO (mg/L)	COND. (µS/cm)	pH (standard units)	ORP (mV)	TURB. (NTU)	COLOR (describe)	ODOR (describe)
STABILIZATION CRITERIA:			<0.3 ft. drawdown	within 3%	within 10% or <0.5 mg/L	within 3%	±0.1 unit	±10 mV	within 10% or <5 NTU	--	--
1405	0.00	0.05	38.41	17.2	6.58	122.9	6.22	108.1	116.9	Clear	None
1410	0.25		38.45	17.3	6.53	124.2	6.06	112.6	213.7		
1415	0.50		38.53	17.3	6.27	122.9	6.05	114.6	86.38		
1420	0.75		38.59	17.5	6.74	121.7	6.06	117.5	93.26		
1425	1.0		38.62	17.6	6.54	121.3	6.05	119.6	42.52		
1430	1.25		38.68	17.8	6.65	120.3	6.04	123.4	29.25		
1435	1.50		38.72	18.0	5.91	128.8	6.02	128.7	22.46		
1440	1.75		38.75	17.7	6.51	129.9	6.03	130.1	25.15		
1445	2.0		38.79	17.6	6.57	130.2	6.02	130.5			

A O'M 03/03/22

WELL CAPACITY (Gallons Per Foot): **0.75"** = 0.02; **1"** = 0.04; **1.25"** = 0.06; **2"** = 0.16; **3"** = 0.37; **4"** = 0.65; **5"** = 1.02; **6"** = 1.47; **12"** = 5.88

SAMPLING DATA

SAMPLED BY (PRINT) / AFFILIATION: Andrew O'malia / AECOM	SAMPLER(S) SIGNATURE(S): A O'M	SAMPLE TIME: 1450

PUMP OR TUBING DEPTH IN WELL (feet): 40	TUBING MATERIAL CODE: LDPE	FIELD-FILTERED: Y (N) Filtration Equipment Type: --	FILTER SIZE: -- µm

FIELD DECONTAMINATION: PUMP (Y) N TUBING Y (N (replaced)) DUPLICATE: Y (N)

SAMPLE CONTAINER SPECIFICATION				SAMPLE PRESERVATION (including wet ice)			INTENDED ANALYSIS AND/OR METHOD	SAMPLING EQUIPMENT CODE	SAMPLE PUMP FLOW RATE (gal per minute)
SAMPLE ID CODE	# CONTAINERS	MATERIAL CODE	VOLUME	PRESERVATIVE USED	TOTAL VOL ADDED IN FIELD (mL)	FINAL pH			
MW-15	4	AG	40 mL	HCl	40 mL x 4	6.02	6200	ESP	0.05
	3	AG	40 mL	HCl	40 mL x 3		VPH		
	1	PP	250 mL	HNO_3	250 mL		Lead by 6010		

REMARKS: 3 well volumes purged.

MATERIAL CODES: **AG** = Amber Glass; **CG** = Clear Glass; **HDPE** = High Density Polyethylene; **LDPE** = Low Density Polyethylene; **PP** = Polypropylene; **S** = Silicone; **T** = Teflon; **O** = Other (Specify)

SAMPLING EQUIPMENT CODES: **APP** = After (Through) Peristaltic Pump; **B** = Bailer; **BP** = Bladder Pump; **ESP** = Electric Submersible Pump; **RFPP** = Reverse Flow Peristaltic Pump; **SM** = Straw Method (Tubing Gravity Drain); **O** = Other (Specify)

GROUNDWATER SAMPLING LOG

SITE NAME: 2020-L1-2448 Incident	SITE LOCATION: Huntersville, NC	PROJECT NUMBER: 60674226	WELL NAME: MW-16	DATE: 3/1/22

WELL DIAMETER (inches): 4"	TUBING DIAMETER (inches): Bladder Tubing	WELL SCREEN INTERVAL DEPTH: 18.30 ft. to 53.30 ft.	DEPTH TO WATER (feet): 36.58	PUMP TYPE OR BAILER: Bladder

1 WELL VOLUME = (TD-DTW) x WELL CAPACITY

(53.30 ft. - 36.58 ft.) x 0.63 gal./ft. = 10.53 gallons

3 WELL VOLUMES = 1 WELL VOLUME X 3

10.53 gallons x 3 = 31.59 gallons

PUMP DEPTH IN WELL (feet): 41.58	PURGING INITIATED AT: 1305	PURGING ENDED AT: 1335	TOTAL VOLUME PURGED (gallons): 3.0

EQUIPMENT INFORMATION WATER QUALITY METER — MAKE/MODEL: YSI ProPlus; SERIAL #: 13K100920

EQUIPMENT INFORMATION OIL/WATER INTERFACE PROBE — MAKE/MODEL: Heron 100'IFP; SERIAL #: 01-7819

TIME	VOLUME PURGED (gallons)	PURGE RATE (gpm)	DEPTH TO WATER (feet)	TEMP. (°C)	DO (mg/L)	COND. (µS/cm)	pH (standard units)	ORP (mV)	TURB. (NTU)	COLOR (describe)	ODOR (describe)
STABILIZATION CRITERIA:			<0.3 ft. drawdown	within 3%	within 10% or <0.5 mg/L	within 3%	±0.1 unit	±10 mV	within 10% or <5 NTU	--	--
1305	0	0.1	37.03	18.0	2.57	157.3	8.51	73.7	10.13	clear	none
1310	0.5		37.31	18.0	2.50	149.7	8.39	89.4	9.54		
1315	1.0		37.73	18.4	2.59	120.3	8.04	113.2	8.79		
1320	1.5		37.85	18.6	2.60	116.4	7.03	126.9	10.89		
1325	2.0		37.99	18.2	0.68	113.2	6.49	148.0	9.20		
1330	2.5		38.99	18.0	0.30	112.0	6.48	148.6	8.86		
1335	3.0		38.05	18.1	0.41	112.3	6.47	149.1	4.32		

WELL CAPACITY (Gallons Per Foot): **0.75"** = 0.02; **1"** = 0.04; **1.25"** = 0.06; **2"** = 0.16; **3"** = 0.37; **4"** = 0.65; **5"** = 1.02; **6"** = 1.47; **12"** = 5.88

SAMPLING DATA

SAMPLED BY (PRINT) / AFFILIATION: Jacob miller/AECom	SAMPLER(S) SIGNATURE(S): [signature]	SAMPLE TIME: 1340

PUMP OR TUBING DEPTH IN WELL (feet): 41.58 — TUBING MATERIAL CODE: LDPE — FIELD-FILTERED: Y (N) — Filtration Equipment Type: -- — FILTER SIZE: -- µm

FIELD DECONTAMINATION: PUMP (Y) N — TUBING Y (N) (replaced) — DUPLICATE: Y (N)

SAMPLE CONTAINER SPECIFICATION				SAMPLE PRESERVATION (including wet ice)			INTENDED ANALYSIS AND/OR METHOD	SAMPLING EQUIPMENT CODE	SAMPLE PUMP FLOW RATE (gal per minute)
SAMPLE ID CODE	# CONTAINERS	MATERIAL CODE	VOLUME	PRESERVATIVE USED	TOTAL VOL ADDED IN FIELD (mL)	FINAL pH			
MW-16	4	AG	40 mL	HCl	40 mL x 4	6.47	6200	BP	0.1
	3	AG	40 mL	HCl	40 mL x 3		VPH		
	1	PP	250 mL	HNO_3	250 mL		Lead by 6010		

REMARKS: fast recharge

MATERIAL CODES: **AG** = Amber Glass; **CG** = Clear Glass; **HDPE** = High Density Polyethylene; **LDPE** = Low Density Polyethylene; **PP** = Polypropylene; **S** = Silicone; **T** = Teflon; **O** = Other (Specify)

SAMPLING EQUIPMENT CODES: **APP** = After (Through) Peristaltic Pump; **B** = Bailer; **BP** = Bladder Pump; **ESP** = Electric Submersible Pump; **RFPP** = Reverse Flow Peristaltic Pump; **SM** = Straw Method (Tubing Gravity Drain); **O** = Other (Specify)

GROUNDWATER SAMPLING LOG

SITE NAME: 2020-L1-2448 Incident	SITE LOCATION: Huntersville, NC	PROJECT NUMBER: 60674226	WELL NAME: MW-16D	DATE: 3/1/22

WELL DIAMETER (inches): 4"	TUBING DIAMETER (inches): Bladder Tubing	WELL SCREEN INTERVAL DEPTH: 112.57 ft. to 132.57 ft.	DEPTH TO WATER (feet): 118.06	PUMP TYPE OR BAILER: Bailer

1 WELL VOLUME = (TD-DTW) x WELL CAPACITY

(132.57 ft. - 118.06 ft.) x 0.16 gal./ft. = 2.32 gallons

3 WELL VOLUMES = 1 WELL VOLUME X 3

2.32 gallons x 3 = 6.96 gallons

PUMP DEPTH IN WELL (feet): —	PURGING INITIATED AT: —	PURGING ENDED AT: —	TOTAL VOLUME PURGED (gallons): 2.0

EQUIPMENT INFORMATION WATER QUALITY METER	MAKE/MODEL: YSI Pro Plus SERIAL #: 13K100920	EQUIPMENT INFORMATION OIL/WATER INTERFACE PROBE	MAKE/MODEL: Heron 100' IFP SERIAL #: 01-7819

TIME	VOLUME PURGED (gallons)	PURGE RATE (gpm)	DEPTH TO WATER (feet)	TEMP. (°C)	DO (mg/L)	COND. (µS/cm)	pH (standard units)	ORP (mV)	TURB. (NTU)	COLOR (describe)	ODOR (describe)
STABILIZATION CRITERIA:			<0.3 ft. drawdown	within 3%	within 10% or <0.5 mg/L	within 3%	±0.1 unit	±10 mV	within 10% or <5 NTU	--	--
1415	—	—	—	17.3	7.21	456.7	10.71	202.1	66.17	White/cloudy	none

WELL CAPACITY (Gallons Per Foot): **0.75"** = 0.02; **1"** = 0.04; **1.25"** = 0.06; **2"** = 0.16; **3"** = 0.37; **4"** = 0.65; **5"** = 1.02; **6"** = 1.47; **12"** = 5.88

SAMPLING DATA

SAMPLED BY (PRINT) / AFFILIATION: Jacob miller/AECom	SAMPLER(S) SIGNATURE(S): [signature]	SAMPLE TIME: 1420

PUMP OR TUBING DEPTH IN WELL (feet): —	TUBING MATERIAL CODE: LDPE	FIELD-FILTERED: Y (N) Filtration Equipment Type: --	FILTER SIZE: -- µm

FIELD DECONTAMINATION: PUMP (Y) N TUBING Y (N) (replaced) DUPLICATE: Y (N)

SAMPLE CONTAINER SPECIFICATION				SAMPLE PRESERVATION (including wet ice)			INTENDED ANALYSIS AND/OR METHOD	SAMPLING EQUIPMENT CODE	SAMPLE PUMP FLOW RATE (gal per minute)
SAMPLE ID CODE	# CONTAINERS	MATERIAL CODE	VOLUME	PRESERVATIVE USED	TOTAL VOL ADDED IN FIELD (mL)	FINAL pH			
MW-16D	4	AG	40 mL	HCl	40 mL x 4	10.71	6200	B	—
	3	AG	40 mL	HCl	40 mL x 3		VPH		
	1	PP	250 mL	HNO_3	250 mL		Lead by 6010		

REMARKS: well purged dry after 2 gal.

MATERIAL CODES: **AG** = Amber Glass; **CG** = Clear Glass; **HDPE** = High Density Polyethylene; **LDPE** = Low Density Polyethylene; **PP** = Polypropylene; **S** = Silicone; **T** = Teflon; **O** = Other (Specify)

SAMPLING EQUIPMENT CODES: **APP** = After (Through) Peristaltic Pump; **B** = Bailer; **BP** = Bladder Pump; **ESP** = Electric Submersible Pump; **RFPP** = Reverse Flow Peristaltic Pump; **SM** = Straw Method (Tubing Gravity Drain); **O** = Other (Specify)

GROUNDWATER SAMPLING LOG

SITE NAME: 2020-L1-2448 Incident	SITE LOCATION: Huntersville, NC	PROJECT NUMBER: 60674226	WELL NAME: MW-17	DATE: 03-01-22

WELL DIAMETER (inches): 4	TUBING DIAMETER (inches):	WELL SCREEN INTERVAL DEPTH: 13.27 ft. to 53.27 ft.	DEPTH TO WATER (feet): 38.64	PUMP TYPE OR BAILER: MONSOON

1 WELL VOLUME = (TD-DTW) x WELL CAPACITY

(53.27 ft. - 38.64 ft.) x 0.65 gal./ft. = 9.50 gallons

3 WELL VOLUMES = 1 WELL VOLUME X 3

9.50 gallons x 3 = 28.5 gallons

PUMP DEPTH IN WELL (feet): 45	PURGING INITIATED AT: 1030	PURGING ENDED AT: 1105	TOTAL VOLUME PURGED (gallons): 1.4

EQUIPMENT INFORMATION WATER QUALITY METER	MAKE/MODEL: YSI PRO+ SERIAL #: 19J103974	EQUIPMENT INFORMATION OIL/WATER INTERFACE PROBE	MAKE/MODEL: H.OIL SERIAL #: D1-8348

TIME	VOLUME PURGED (gallons)	PURGE RATE (gpm)	DEPTH TO WATER (feet)	TEMP. (°C)	DO (mg/L)	COND. (µS/cm)	pH (standard units)	ORP (mV)	TURB. (NTU)	COLOR (describe)	ODOR (describe)
STABILIZATION CRITERIA:			<0.3 ft. drawdown	within 3%	within 10% or <0.5 mg/L	within 3%	±0.1 unit	±10 mV	within 10% or <5 NTU	--	--
1040	0.4	0.04	39.15	17.6	6.57	76.1	6.03	290.1	14.66	CLEAR	NONE
1045	0.6		39.12	17.9	6.14	77.1	5.98	291.5	10.81		
1050	0.8		39.11	18.1	6.13	77.7	5.98	291.0	6.01		
1055	1.0		39.10	18.3	6.00	78.0	5.97	290.3	4.17		
1100	1.2		39.10	18.1	6.05	77.6	5.97	290.0	3.35		
1105	1.4		39.10	18.4	5.70	77.6	5.96	289.9	3.67		

WELL CAPACITY (Gallons Per Foot): **0.75"** = 0.02; **1"** = 0.04; **1.25"** = 0.06; **2"** = 0.16; **3"** = 0.37; **4"** = 0.65; **5"** = 1.02; **6"** = 1.47; **12"** = 5.88

SAMPLING DATA

SAMPLED BY (PRINT) / AFFILIATION: SAM MOORE/AECOM	SAMPLER(S) SIGNATURE(S): [signature]	SAMPLE TIME: 1110

PUMP OR TUBING DEPTH IN WELL (feet): 45	TUBING MATERIAL CODE: LDPE	FIELD-FILTERED: Y (N) Filtration Equipment Type: --	FILTER SIZE: -- µm

FIELD DECONTAMINATION: PUMP (Y) N TUBING Y (N)(replaced) DUPLICATE: Y (N)

SAMPLE CONTAINER SPECIFICATION				SAMPLE PRESERVATION (including wet ice)			INTENDED ANALYSIS AND/OR METHOD	SAMPLING EQUIPMENT CODE	SAMPLE PUMP FLOW RATE (gal per minute)
SAMPLE ID CODE	# CONTAINERS	MATERIAL CODE	VOLUME	PRESERVATIVE USED	TOTAL VOL ADDED IN FIELD (mL)	FINAL pH			
MW-17	4	AG	40 mL	HCl	40 mL x 4	5.76	6200	ESP	0.04
MW-17	3	AG	40 mL	HCl	40 mL x 3	5.96	VPH	ESP	0.04
MW-17	1	PP	250 mL	HNO_3	250 mL	5.76	Lead by 6010	ESP	0.04

REMARKS: Well stabilized before purge volume reached. Turbidity less than 5 NTU.

MATERIAL CODES: **AG** = Amber Glass; **CG** = Clear Glass; **HDPE** = High Density Polyethylene; **LDPE** = Low Density Polyethylene; **PP** = Polypropylene; **S** = Silicone; **T** = Teflon; **O** = Other (Specify)

SAMPLING EQUIPMENT CODES: **APP** = After (Through) Peristaltic Pump; **B** = Bailer; **BP** = Bladder Pump; **ESP** = Electric Submersible Pump; **RFPP** = Reverse Flow Peristaltic Pump; **SM** = Straw Method (Tubing Gravity Drain); **O** = Other (Specify)

GROUNDWATER SAMPLING LOG

SITE NAME: 2020-L1-2448 Incident	SITE LOCATION: Huntersville, NC	PROJECT NUMBER: 60639876	WELL NAME: MW-19	DATE: 3/1/2022

WELL DIAMETER (inches): 4	TUBING DIAMETER (inches): 3/8	WELL SCREEN INTERVAL DEPTH: 12.86 feet to 37.86 feet	DEPTH TO WATER (feet): 33.42	PUMP TYPE OR BAILER: Bailer

1 WELL VOLUME = (TD-DTW) x WELL CAPACITY

(37.86 ft. - 33.42 ft.) x 0.65 gal./ft. = 2.88 gallons

3 WELL VOLUMES = 1 WELL VOLUME X 3

2.88 gallons x 3 = 8.65 gallons

PUMP DEPTH IN WELL (feet): NA	PURGING INITIATED AT: 1430	PURGING ENDED AT: 1525	TOTAL VOLUME PURGED (gallons): 6

TIME	VOLUME PURGED (gallons)	PURGE RATE (gpm)	DEPTH TO WATER (feet)	TEMP. (°C)	DO (mg/L)	COND. (µS/cm)	pH (standard units)	ORP (mV)	TURB. (NTU)	COLOR (describe)	ODOR (describe)
STABILIZATION CRITERIA:			<0.3 ft. drawdown	within 3%	within 10% or <0.5 mg/L	within 3%	±0.1 unit	±10 mV	within 10% or <5 NTU	--	--

WELL CAPACITY (Gallons Per Foot): **0.75"** = 0.02; **1"** = 0.04; **1.25"** = 0.06; **2"** = 0.16; **3"** = 0.37; **4"** = 0.65; **5"** = 1.02; **6"** = 1.47; **12"** = 5.88

SAMPLING DATA

SAMPLED BY (PRINT) / AFFILIATION: Erica Duncan	SAMPLER(S) SIGNATURE(S): [signature]	SAMPLE TIME: 1525

PUMP OR TUBING DEPTH IN WELL (feet):	TUBING MATERIAL CODE:	FIELD-FILTERED: Y (N) Filtration Equipment Type: --	FILTER SIZE: -- µm

FIELD DECONTAMINATION: PUMP (Y) N TUBING (Y) N (replaced) DUPLICATE: Y (N)

SAMPLE CONTAINER SPECIFICATION				SAMPLE PRESERVATION (including wet ice)			INTENDED ANALYSIS AND/OR METHOD	SAMPLING EQUIPMENT CODE	SAMPLE PUMP FLOW RATE (gal per minute)
SAMPLE ID CODE	# CONTAINERS	MATERIAL CODE	VOLUME	PRESERVATIVE USED	TOTAL VOL ADDED IN FIELD (mL)	FINAL pH			
MW-19	4	AG	40 mL	HCl	40 mL x 4	NA	6200	B	NA
	3	AG	40 mL	HCl	40 mL x 3		VPH		
	1	PP	250 mL	HNO_3	250 mL		Lead by 6010		
	3	AG	40 mL	HCl	40 mL x 3		8015		

REMARKS: Bailed well dry. Sample collected

MATERIAL CODES: **AG** = Amber Glass; **CG** = Clear Glass; **HDPE** = High Density Polyethylene; **LDPE** = Low Density Polyethylene; **PP** = Polypropylene; **S** = Silicone; **T** = Teflon; **O** = Other (Specify)

SAMPLING EQUIPMENT CODES: **APP** = After (Through) Peristaltic Pump; **B** = Bailer; **BP** = Bladder Pump; **ESP** = Electric Submersible Pump; **RFPP** = Reverse Flow Peristaltic Pump; **SM** = Straw Method (Tubing Gravity Drain); **O** = Other (Specify)

GROUNDWATER SAMPLING LOG

SITE NAME: 2020-L1-2448 Incident	SITE LOCATION: Huntersville, NC	PROJECT NUMBER: 60674226	WELL NAME: MW-20	DATE: 3/1/22

WELL DIAMETER (inches): 2	TUBING DIAMETER (inches):	WELL SCREEN INTERVAL DEPTH: 35 ft. to 50 ft.	DEPTH TO WATER (feet): 48.53	PUMP TYPE OR BAILER: Bailer

1 WELL VOLUME = (TD-DTW) x WELL CAPACITY

(50 ft. - 48.53 ft.) x 0.16 gal./ft. = 0.24 gallons

3 WELL VOLUMES = 1 WELL VOLUME X 3

0.24 gallons x 3 = 0.72 gallons

PUMP DEPTH IN WELL (feet): N/A	PURGING INITIATED AT: 1425	PURGING ENDED AT: 1430	TOTAL VOLUME PURGED (gallons):

EQUIPMENT INFORMATION WATER QUALITY METER — MAKE/MODEL: YSI Pro Plus; SERIAL #: 15C101918

EQUIPMENT INFORMATION OIL/WATER INTERFACE PROBE — MAKE/MODEL: Heron H.Oil; SERIAL #: 01-7820

TIME	VOLUME PURGED (gallons)	PURGE RATE (gpm)	DEPTH TO WATER (feet)	TEMP. (°C)	DO (mg/L)	COND. (µS/cm)	pH (standard units)	ORP (mV)	TURB. (NTU)	COLOR (describe)	ODOR (describe)
STABILIZATION CRITERIA:			<0.3 ft. drawdown	within 3%	within 10% or <0.5 mg/L	within 3%	±0.1 unit	±10 mV	within 10% or <5 NTU	--	--
1430	—	—	—	17.9	2.84	133.3	5.58	176.5	>1000	Brown	None

WELL CAPACITY (Gallons Per Foot): **0.75"** = 0.02; **1"** = 0.04; **1.25"** = 0.06; **2"** = 0.16; **3"** = 0.37; **4"** = 0.65; **5"** = 1.02; **6"** = 1.47; **12"** = 5.88

SAMPLING DATA

SAMPLED BY (PRINT) / AFFILIATION: Jim Dimitroff / AECOM	SAMPLER(S) SIGNATURE(S):	SAMPLE TIME: 1440

PUMP OR TUBING DEPTH IN WELL (feet): N/A	TUBING MATERIAL CODE: N/A	FIELD-FILTERED: Y (N) Filtration Equipment Type: --	FILTER SIZE: -- µm

FIELD DECONTAMINATION: PUMP Y N N/A TUBING Y N (replaced) N/A DUPLICATE: Y (N)

SAMPLE CONTAINER SPECIFICATION				SAMPLE PRESERVATION (including wet ice)			INTENDED ANALYSIS AND/OR METHOD	SAMPLING EQUIPMENT CODE	SAMPLE PUMP FLOW RATE (gal per minute)
SAMPLE ID CODE	# CONTAINERS	MATERIAL CODE	VOLUME	PRESERVATIVE USED	TOTAL VOL ADDED IN FIELD (mL)	FINAL pH			
MW-20	4	AG	40 mL	HCl	40 mL x 4	5.58	6200	B	
MW-20	3	AG	40 mL	HCl	40 mL x 3		VPH	B	
MW-20	1	PP	250 mL	HNO_3	250 mL		Lead by 6010	B	

REMARKS:

Dry @ 1 well volume

MATERIAL CODES: **AG** = Amber Glass; **CG** = Clear Glass; **HDPE** = High Density Polyethylene; **LDPE** = Low Density Polyethylene; **PP** = Polypropylene; **S** = Silicone; **T** = Teflon; **O** = Other (Specify)

SAMPLING EQUIPMENT CODES: **APP** = After (Through) Peristaltic Pump; **B** = Bailer; **BP** = Bladder Pump; **ESP** = Electric Submersible Pump; **RFPP** = Reverse Flow Peristaltic Pump; **SM** = Straw Method (Tubing Gravity Drain); **O** = Other (Specify)

GROUNDWATER SAMPLING LOG

SITE NAME: 2020-L1-2448 Incident	SITE LOCATION: Huntersville, NC	PROJECT NUMBER: 60639876	WELL NAME: MW-21	DATE: 3/1/22

WELL DIAMETER (inches): 4	TUBING DIAMETER (inches): 3/8"	WELL SCREEN INTERVAL DEPTH: 18.08 feet to 53.08 feet	DEPTH TO WATER (feet): 33.3	PUMP TYPE OR BAILER: Monsoon

1 WELL VOLUME = (TD-DTW) x WELL CAPACITY

(53.08 ft. - 33.3 ft.) x 0.65 gal./ft. = 12.85 gallons

3 WELL VOLUMES = 1 WELL VOLUME X 3

12.85 gallons x 3 = 38.57 gallons

PUMP DEPTH IN WELL (feet): 40	PURGING INITIATED AT: 1245	PURGING ENDED AT: 1330	TOTAL VOLUME PURGED (gallons): 2.5

TIME	VOLUME PURGED (gallons)	PURGE RATE (gpm)	DEPTH TO WATER (feet)	TEMP. (°C)	DO (mg/L)	COND. (µS/cm)	pH (standard units)	ORP (mV)	TURB. (NTU)	COLOR (describe)	ODOR (describe)
STABILIZATION CRITERIA:			<0.3 ft. drawdown	within 3%	within 10% or <0.5 mg/L	within 3%	±0.1 unit	±10 mV	within 10% or <5 NTU	--	--
1245	0	0.1	33.3	17.9	6.17	207.3	5.86	217.4	2.55	Clear	none
1250	0.5		33.38	17.9	6.24	207.1	5.32	217.4	2.45		
1255	1		33.45	18.0	5.45	206.8	5.26	217.4	2.23		
1300											
1305											
1310											
1315											
1320	1.5		33.60	17.9	10.29	207.5	5.88	224.3	3.87		
1325	2.0		33.60	17.9	10.32	207.3	5.83	232.5	3.22		
1330	2.5		33.58	18.0	10.29	207.1	5.80	228.6	2.83		

EIP

EIP

WELL CAPACITY (Gallons Per Foot): **0.75"** = 0.02; **1"** = 0.04; **1.25"** = 0.06; **2"** = 0.16; **3"** = 0.37; **4"** = 0.65; **5"** = 1.02; **6"** = 1.47; **12"** = 5.88

SAMPLING DATA

SAMPLED BY (PRINT) / AFFILIATION: Erica Duncan	SAMPLER(S) SIGNATURE(S): [signature]	SAMPLE TIME: 1335

PUMP OR TUBING DEPTH IN WELL (feet): 37	TUBING MATERIAL CODE: LDPE	FIELD-FILTERED: Y (N) Filtration Equipment Type: --	FILTER SIZE: -- µm

FIELD DECONTAMINATION: PUMP (Y) N TUBING (Y) N (replaced) DUPLICATE: Y (N)

SAMPLE CONTAINER SPECIFICATION				SAMPLE PRESERVATION (including wet ice)			INTENDED ANALYSIS AND/OR METHOD	SAMPLING EQUIPMENT CODE	SAMPLE PUMP FLOW RATE (gal per minute)
SAMPLE ID CODE	# CONTAINERS	MATERIAL CODE	VOLUME	PRESERVATIVE USED	TOTAL VOL ADDED IN FIELD (mL)	FINAL pH			
MW21	4	AG	40 mL	HCl	40 mL x 4	5.80	6200	ESP	0.1
	3	AG	40 mL	HCl	40 mL x 3		VPH		
	1	PP	250 mL	HNO_3	250 mL		Lead by 6010		
	3	AG	40 mL	HCl	40 mL x 3		8015		

REMARKS: Fuse for controller went out at 1300. Had to replace, resumed purging at 1320

MATERIAL CODES: **AG** = Amber Glass; **CG** = Clear Glass; **HDPE** = High Density Polyethylene; **LDPE** = Low Density Polyethylene; **PP** = Polypropylene; **S** = Silicone; **T** = Teflon; **O** = Other (Specify)

SAMPLING EQUIPMENT CODES: **APP** = After (Through) Peristaltic Pump; **B** = Bailer; **BP** = Bladder Pump; **ESP** = Electric Submersible Pump; **RFPP** = Reverse Flow Peristaltic Pump; **SM** = Straw Method (Tubing Gravity Drain); **O** = Other (Specify)

GROUNDWATER SAMPLING LOG

SITE NAME: 2020-L1-2448 Incident	SITE LOCATION: Huntersville, NC	PROJECT NUMBER: 60639876	WELL NAME: MW-23	DATE: 3/1/22

WELL DIAMETER (inches): 2" PVC	TUBING DIAMETER (inches): 3/8"	WELL SCREEN INTERVAL DEPTH: 17.59 feet to 47.59 feet	DEPTH TO WATER (feet): 32.22	PUMP TYPE OR BAILER: Monsoon

1 WELL VOLUME = (TD-DTW) x WELL CAPACITY

(47.59 ft. - 32.22 ft.) x 0.16 gal./ft. = 2.46 gallons

3 WELL VOLUMES = 1 WELL VOLUME X 3

2.46 gallons x 3 = 7.37 gallons

PUMP DEPTH IN WELL (feet): 40	PURGING INITIATED AT: 1110	PURGING ENDED AT:	TOTAL VOLUME PURGED (gallons):

TIME	VOLUME PURGED (gallons)	PURGE RATE (gpm)	DEPTH TO WATER (feet)	TEMP. (°C)	DO (mg/L)	COND. (µS/cm)	pH (standard units)	ORP (mV)	TURB. (NTU)	COLOR (describe)	ODOR (describe)
STABILIZATION CRITERIA:			<0.3 ft. drawdown	within 3%	within 10% or <0.5 mg/L	within 3%	±0.1 unit	±10 mV	within 10% or <5 NTU	--	--
1110	0	0.1	32.22	17.9	7.57	110.6	6.07	189.4	583.6	light brn/ cloudy	none
1115	0.5		32.50	18.2	7.39	113.8	5.93	191.2	527.2		
1120	1.0		32.70	18.9	7.20	116.3	5.90	192.1	689.7		
1125	1.5		32.82	18.9	7.57	115.2	5.80	196.4	401.3		
1130	2.0		32.90	18.9	7.43	118.3	5.78	199.1	336.3		
1135	2.5		32.90	18.9	7.53	118.3	5.80	199.9	315.20		
1140	3.0		32.90	18.8	7.58	119.3	5.80	201.5	261.7		
1145	3.5		32.90	18.8	7.54	120.8	5.80	203.6	155.8	cloudy	none
1150	4.0		32.98	18.8	7.74	121.2	5.84	205.0	178.32		
1155	4.5		32.98	18.8	7.56	121.4	5.80	205.2	106.2		
1200	5.0		32.98	18.7	7.81	122.4	5.81	206.5	62.57	Clear	none
1205	5.5		" "	18.7	7.66	121.7	5.83	207.4	48.35		
1210	6.0		32.96	18.6	7.68	121.4	5.80	208.2	46.89		
1215	6.5		32.90	18.7	7.62	121.3	5.82	207.3	47.32		

WELL CAPACITY (Gallons Per Foot): **0.75"** = 0.02; **1"** = 0.04; **1.25"** = 0.06; **2"** = 0.16; **3"** = 0.37; **4"** = 0.65; **5"** = 1.02; **6"** = 1.47; **12"** = 5.88

SAMPLING DATA

SAMPLED BY (PRINT) / AFFILIATION: Erica Duncan	SAMPLER(S) SIGNATURE(S): [signature]	SAMPLE TIME: 1215

PUMP OR TUBING DEPTH IN WELL (feet): 37	TUBING MATERIAL CODE: LDPE	FIELD-FILTERED: Y (N) Filtration Equipment Type: --	FILTER SIZE: -- µm

FIELD DECONTAMINATION: PUMP (Y) N TUBING (Y) N (replaced) DUPLICATE: Y (N)

SAMPLE CONTAINER SPECIFICATION				SAMPLE PRESERVATION (including wet ice)			INTENDED ANALYSIS AND/OR METHOD	SAMPLING EQUIPMENT CODE	SAMPLE PUMP FLOW RATE (gal per minute)
SAMPLE ID CODE	# CONTAINERS	MATERIAL CODE	VOLUME	PRESERVATIVE USED	TOTAL VOL ADDED IN FIELD (mL)	FINAL pH			
MW-23	4	AG	40 mL	HCl	40 mL x 4	5.82	6200	ESP	0.1
	3	AG	40 mL	HCl	40 mL x 3		VPH		
	1	PP	250 mL	HNO_3	250 mL		Lead by 6010		
	3	AG	40 mL	HCl	40 mL x 3		8015		

REMARKS:

MATERIAL CODES: **AG** = Amber Glass; **CG** = Clear Glass; **HDPE** = High Density Polyethylene; **LDPE** = Low Density Polyethylene; **PP** = Polypropylene; **S** = Silicone; **T** = Teflon; **O** = Other (Specify)

SAMPLING EQUIPMENT CODES: **APP** = After (Through) Peristaltic Pump; **B** = Bailer; **BP** = Bladder Pump; **ESP** = Electric Submersible Pump; **RFPP** = Reverse Flow Peristaltic Pump; **SM** = Straw Method (Tubing Gravity Drain); **O** = Other (Specify)

GROUNDWATER SAMPLING LOG

SITE NAME: 2020-L1-2448 Incident	SITE LOCATION: Huntersville, NC	PROJECT NUMBER: 60674226	WELL NAME: MW-25D	DATE: 3/2/22

WELL DIAMETER (inches): 2"	TUBING DIAMETER (inches): Bladder Tubing	WELL SCREEN INTERVAL DEPTH: 113.95 ft. to 123.95 ft.	DEPTH TO WATER (feet): 56.50	PUMP TYPE OR BAILER: Bladder

1 WELL VOLUME = (TD-DTW) x WELL CAPACITY

(123.95 ft. - 56.50 ft.) x 0.16 gal./ft. = 10.79 gallons

3 WELL VOLUMES = 1 WELL VOLUME X 3

10.79 gallons x 3 = 32.37 gallons

PUMP DEPTH IN WELL (feet): 118.95	PURGING INITIATED AT: 1345	PURGING ENDED AT: 1420	TOTAL VOLUME PURGED (gallons): 1.50

EQUIPMENT INFORMATION WATER QUALITY METER — MAKE/MODEL: YSI Pro Plus; SERIAL #: 13K100920

EQUIPMENT INFORMATION OIL/WATER INTERFACE PROBE — MAKE/MODEL: Heron 100' IFP; SERIAL #: 01-7819

TIME	VOLUME PURGED (gallons)	PURGE RATE (gpm)	DEPTH TO WATER (feet)	TEMP. (°C)	DO (mg/L)	COND. (µS/cm)	pH (standard units)	ORP (mV)	TURB. (NTU)	COLOR (describe)	ODOR (describe)
STABILIZATION CRITERIA:			<0.3 ft. drawdown	within 3%	within 10% or <0.5 mg/L	within 3%	±0.1 unit	±10 mV	within 10% or <5 NTU	--	--
1345	0	0.05	57.01	18.2	3.92	335.2	7.53	131.5	22.66		
1350	0.25		57.31	18.6	3.31	335.6	7.51	131.7	18.29		
1355	0.50		57.47	18.9	3.04	335.9	7.54	132.0	16.31		
1400	0.75		57.59	18.7	8.45	339.0	7.72	131.9	86.53		
1405	1.00		57.43	18.4	2.37	337.5	7.51	138.8	13.52		
1415	1.25		57.57	18.5	2.21	337.3	7.57	140.2	13.27		
1420	1.50		57.69	18.5	2.17	337.1	7.54	141.2	14.76		

WELL CAPACITY (Gallons Per Foot): **0.75"** = 0.02; **1"** = 0.04; **1.25"** = 0.06; **2"** = 0.16; **3"** = 0.37; **4"** = 0.65; **5"** = 1.02; **6"** = 1.47; **12"** = 5.88

SAMPLING DATA

SAMPLED BY (PRINT) / AFFILIATION: Jacob miller/AECom	SAMPLER(S) SIGNATURE(S): [signature]	SAMPLE TIME: 1425

PUMP OR TUBING DEPTH IN WELL (feet): 118.95	TUBING MATERIAL CODE: LDPE	FIELD-FILTERED: Y (N) Filtration Equipment Type: --	FILTER SIZE: -- µm

FIELD DECONTAMINATION: PUMP (Y) N TUBING Y (N) (replaced) DUPLICATE: Y (N)

SAMPLE CONTAINER SPECIFICATION				SAMPLE PRESERVATION (including wet ice)			INTENDED ANALYSIS AND/OR METHOD	SAMPLING EQUIPMENT CODE	SAMPLE PUMP FLOW RATE (gal per minute)
SAMPLE ID CODE	# CONTAINERS	MATERIAL CODE	VOLUME	PRESERVATIVE USED	TOTAL VOL ADDED IN FIELD (mL)	FINAL pH			
MW-25D	4	AG	40 mL	HCl	40 mL x 4	7.54	6200	BP	0.05
	3	AG	40 mL	HCl	40 mL x 3		VPH		
	1	PP	250 mL	HNO_3	250 mL		Lead by 6010		

REMARKS: Moderate recharge

MATERIAL CODES: **AG** = Amber Glass; **CG** = Clear Glass; **HDPE** = High Density Polyethylene; **LDPE** = Low Density Polyethylene; **PP** = Polypropylene; **S** = Silicone; **T** = Teflon; **O** = Other (Specify)

SAMPLING EQUIPMENT CODES: **APP** = After (Through) Peristaltic Pump; **B** = Bailer; **BP** = Bladder Pump; **ESP** = Electric Submersible Pump; **RFPP** = Reverse Flow Peristaltic Pump; **SM** = Straw Method (Tubing Gravity Drain); **O** = Other (Specify)

GROUNDWATER SAMPLING LOG

SITE NAME: 2020-L1-2448 Incident	SITE LOCATION: Huntersville, NC	PROJECT NUMBER: 60674226	WELL NAME: MW-27	DATE: 3/1/22

WELL DIAMETER (inches): 2	TUBING DIAMETER (inches):	WELL SCREEN INTERVAL DEPTH: 29.9 ft. to 44.9 ft.	DEPTH TO WATER (feet): 43.43	PUMP TYPE OR BAILER: Bailer

1 WELL VOLUME = (TD-DTW) x WELL CAPACITY

(44.90 ft. - 43.43 ft.) x 0.163 gal./ft. = 0.24 gallons

3 WELL VOLUMES = 1 WELL VOLUME X 3

0.24 gallons x 3 = 0.72 gallons

PUMP DEPTH IN WELL (feet): N/A	PURGING INITIATED AT: 1235	PURGING ENDED AT: 1245	TOTAL VOLUME PURGED (gallons):

EQUIPMENT INFORMATION WATER QUALITY METER — MAKE/MODEL: YSI Pro Plus; SERIAL #: 15C101918

EQUIPMENT INFORMATION OIL/WATER INTERFACE PROBE — MAKE/MODEL: Heron H. Oil; SERIAL #: 01-7820

TIME	VOLUME PURGED (gallons)	PURGE RATE (gpm)	DEPTH TO WATER (feet)	TEMP. (°C)	DO (mg/L)	COND. (µS/cm)	pH (standard units)	ORP (mV)	TURB. (NTU)	COLOR (describe)	ODOR (describe)
STABILIZATION CRITERIA:			<0.3 ft. drawdown	within 3%	within 10% or <0.5 mg/L	within 3%	±0.1 unit	±10 mV	within 10% or <5 NTU	--	--
1240		—	—	16.4	6.75	111.2	6.73	96.4	>1000	Brown	none

WELL CAPACITY (Gallons Per Foot): **0.75"** = 0.02; **1"** = 0.04; **1.25"** = 0.06; **2"** = 0.16; **3"** = 0.37; **4"** = 0.65; **5"** = 1.02; **6"** = 1.47; **12"** = 5.88

SAMPLING DATA

SAMPLED BY (PRINT) / AFFILIATION: Jim Dimitroff / AECOM	SAMPLER(S) SIGNATURE(S):	SAMPLE TIME: 1245

PUMP OR TUBING DEPTH IN WELL (feet): N/A	TUBING MATERIAL CODE: N/A	FIELD-FILTERED: Y (N) Filtration Equipment Type: --	FILTER SIZE: -- µm

FIELD DECONTAMINATION: PUMP Y N N/A TUBING Y N (replaced) N/A DUPLICATE: Y (N)

SAMPLE CONTAINER SPECIFICATION				SAMPLE PRESERVATION (including wet ice)			INTENDED ANALYSIS AND/OR METHOD	SAMPLING EQUIPMENT CODE	SAMPLE PUMP FLOW RATE (gal per minute)
SAMPLE ID CODE	# CONTAINERS	MATERIAL CODE	VOLUME	PRESERVATIVE USED	TOTAL VOL ADDED IN FIELD (mL)	FINAL pH			
MW-27	4	AG	40 mL	HCl	40 mL x 4	6.73	6200	B	
MW-27	3	AG	40 mL	HCl	40 mL x 3	↓	VPH	B	
MW-27	1	PP	250 mL	HNO_3	250 mL	↓	Lead by 6010	B	

REMARKS: Well dry after one well volume

MATERIAL CODES: **AG** = Amber Glass; **CG** = Clear Glass; **HDPE** = High Density Polyethylene; **LDPE** = Low Density Polyethylene; **PP** = Polypropylene; **S** = Silicone; **T** = Teflon; **O** = Other (Specify)

SAMPLING EQUIPMENT CODES: **APP** = After (Through) Peristaltic Pump; **B** = Bailer; **BP** = Bladder Pump; **ESP** = Electric Submersible Pump; **RFPP** = Reverse Flow Peristaltic Pump; **SM** = Straw Method (Tubing Gravity Drain); **O** = Other (Specify)

GROUNDWATER SAMPLING LOG

SITE NAME: 2020-L1-2448 Incident	SITE LOCATION: Huntersville, NC	PROJECT NUMBER: 60674226	WELL NAME: MW-28	DATE: 03-01-22

WELL DIAMETER (inches): 2	TUBING DIAMETER (inches):	WELL SCREEN INTERVAL DEPTH: 24.88 ft. to 39.88 ft.	DEPTH TO WATER (feet): 31.65	PUMP TYPE OR BAILER: Monsoon

1 WELL VOLUME = (TD-DTW) x WELL CAPACITY

(39.88 ft. - 31.65 ft.) x 0.16 gal./ft. = 1.32 gallons

3 WELL VOLUMES = 1 WELL VOLUME X 3

1.32 gallons x 3 = 3.95 gallons

PUMP DEPTH IN WELL (feet): 36	PURGING INITIATED AT: 0855	PURGING ENDED AT: 0945	TOTAL VOLUME PURGED (gallons): 2.0

EQUIPMENT INFORMATION WATER QUALITY METER	MAKE/MODEL: YSI PRO+ SERIAL #: 19J103974	EQUIPMENT INFORMATION OIL/WATER INTERFACE PROBE	MAKE/MODEL: H.OIL SERIAL #: D1-8348

TIME	VOLUME PURGED (gallons)	PURGE RATE (gpm)	DEPTH TO WATER (feet)	TEMP. (°C)	DO (mg/L)	COND. (µS/cm)	pH (standard units)	ORP (mV)	TURB. (NTU)	COLOR (describe)	ODOR (describe)
STABILIZATION CRITERIA:			<0.3 ft. drawdown	within 3%	within 10% or <0.5 mg/L	within 3%	±0.1 unit	±10 mV	within 10% or <5 NTU	--	--
0905	0.4	0.04	31.85	16.9	6.70	133.8	6.16	252.5	374.5	CLOUDY	NONE
0910	0.6		31.81	17.5	6.47	135.5	6.15	247.3	246.6		
0915	0.8		31.79	17.7	6.31	136.2	6.14	245.1	284.0		
0920	1.0		31.78	18.0	6.18	138.2	6.14	244.1	344.5		
0925	1.2		31.78	18.1	6.01	139.7	6.13	243.2	251.1		
0930	1.4		31.77	18.4	5.98	142.3	6.13	243.8	251.9		
0935	1.6		31.78	18.4	5.86	143.0	6.12	244.1	183.0		
0940	1.8		31.78	18.4	5.73	144.1	6.12	244.3	168.9		
0945	2.0		31.78	18.5	5.73	145.6	6.12	244.6	157.0		

WELL CAPACITY (Gallons Per Foot): **0.75"** = 0.02; **1"** = 0.04; **1.25"** = 0.06; **2"** = 0.16; **3"** = 0.37; **4"** = 0.65; **5"** = 1.02; **6"** = 1.47; **12"** = 5.88

SAMPLING DATA

SAMPLED BY (PRINT) / AFFILIATION: SAM MOORE/AECOM	SAMPLER(S) SIGNATURE(S): [signature]	SAMPLE TIME: 0950

PUMP OR TUBING DEPTH IN WELL (feet): 36	TUBING MATERIAL CODE: LDPE	FIELD-FILTERED: Y (N) Filtration Equipment Type: --	FILTER SIZE: -- µm

FIELD DECONTAMINATION: PUMP (Y) N TUBING Y (N)(replaced) DUPLICATE: Y (N)

SAMPLE CONTAINER SPECIFICATION				SAMPLE PRESERVATION (including wet ice)			INTENDED ANALYSIS AND/OR METHOD	SAMPLING EQUIPMENT CODE	SAMPLE PUMP FLOW RATE (gal per minute)
SAMPLE ID CODE	# CONTAINERS	MATERIAL CODE	VOLUME	PRESERVATIVE USED	TOTAL VOL ADDED IN FIELD (mL)	FINAL pH			
MW-28	4	AG	40 mL	HCl	40 mL x 4	6.12	6200	ESP	0.04
MW-28	3	AG	40 mL	HCl	40 mL x 3	6.12	VPH	ESP	0.04
MW-28	1	PP	250 mL	HNO_3	250 mL	6.12	Lead by 6010	ESP	0.04

REMARKS: Well stabilized before purge volume reached. Turbidity within 10%.

MATERIAL CODES: **AG** = Amber Glass; **CG** = Clear Glass; **HDPE** = High Density Polyethylene; **LDPE** = Low Density Polyethylene; **PP** = Polypropylene; **S** = Silicone; **T** = Teflon; **O** = Other (Specify)

SAMPLING EQUIPMENT CODES: **APP** = After (Through) Peristaltic Pump; **B** = Bailer; **BP** = Bladder Pump; **ESP** = Electric Submersible Pump; **RFPP** = Reverse Flow Peristaltic Pump; **SM** = Straw Method (Tubing Gravity Drain); **O** = Other (Specify)

GROUNDWATER SAMPLING LOG

SITE NAME: 2020-L1-2448 Incident	SITE LOCATION: Huntersville, NC	PROJECT NUMBER: 60674226	WELL NAME: MW-30	DATE: 3/3/22

WELL DIAMETER (inches): 2	TUBING DIAMETER (inches): N/A	WELL SCREEN INTERVAL DEPTH: 26 ft. to 38 ft.	DEPTH TO WATER (feet): 35.00	PUMP TYPE OR BAILER: Bailer

1 WELL VOLUME = (TD-DTW) x WELL CAPACITY

(38 ft. - 35 ft.) x 0.16 gal./ft. = 0.48 gallons

3 WELL VOLUMES = 1 WELL VOLUME X 3

0.48 gallons x 3 = 1.44 gallons

PUMP DEPTH IN WELL (feet): N/A	PURGING INITIATED AT: 1255	PURGING ENDED AT: 1305	TOTAL VOLUME PURGED (gallons): 1.5

EQUIPMENT INFORMATION WATER QUALITY METER — MAKE/MODEL: YSI Pro Plus; SERIAL #: 15C101918

EQUIPMENT INFORMATION OIL/WATER INTERFACE PROBE — MAKE/MODEL: Heron H.Oil; SERIAL #: 01-7820

TIME	VOLUME PURGED (gallons)	PURGE RATE (gpm)	DEPTH TO WATER (feet)	TEMP. (°C)	DO (mg/L)	COND. (µS/cm)	pH (standard units)	ORP (mV)	TURB. (NTU)	COLOR (describe)	ODOR (describe)
STABILIZATION CRITERIA:			<0.3 ft. drawdown	within 3%	within 10% or <0.5 mg/L	within 3%	±0.1 unit	±10 mV	within 10% or <5 NTU	--	--
1255	0.5	—	—	15.6	7.34	99.5	6.03	162.5	602.1	Brown	None
1300	1	—	—	15.6	6.65	100.1	5.63	187.1	>1100	↓	↓
1305	1.5	—	—	15.6	6.46	100.2	5.68	148.1	>1100	↓	↓

WELL CAPACITY (Gallons Per Foot): **0.75"** = 0.02; **1"** = 0.04; **1.25"** = 0.06; **2"** = 0.16; **3"** = 0.37; **4"** = 0.65; **5"** = 1.02; **6"** = 1.47; **12"** = 5.88

SAMPLING DATA

SAMPLED BY (PRINT) / AFFILIATION: Jim Dimitroff / AECOM	SAMPLER(S) SIGNATURE(S):	SAMPLE TIME: 1310

PUMP OR TUBING DEPTH IN WELL (feet): N/A	TUBING MATERIAL CODE: N/A	FIELD-FILTERED: Y (N) Filtration Equipment Type: --	FILTER SIZE: -- µm

FIELD DECONTAMINATION: PUMP Y N N/A TUBING Y N (replaced) N/A DUPLICATE: Y (N)

SAMPLE CONTAINER SPECIFICATION				SAMPLE PRESERVATION (including wet ice)			INTENDED ANALYSIS AND/OR METHOD	SAMPLING EQUIPMENT CODE	SAMPLE PUMP FLOW RATE (gal per minute)
SAMPLE ID CODE	# CONTAINERS	MATERIAL CODE	VOLUME	PRESERVATIVE USED	TOTAL VOL ADDED IN FIELD (mL)	FINAL pH			
MW-30	4	AG	40 mL	HCl	40 mL x 4	5.68	6200	B	
MW-30	3	AG	40 mL	HCl	40 mL x 3	↓	VPH	B	
MW-30	1	PP	250 mL	HNO_3	250 mL	↓	Lead by 6010	B	

REMARKS:

Dry @ 1 well volume

MATERIAL CODES: **AG** = Amber Glass; **CG** = Clear Glass; **HDPE** = High Density Polyethylene; **LDPE** = Low Density Polyethylene; **PP** = Polypropylene; **S** = Silicone; **T** = Teflon; **O** = Other (Specify)

SAMPLING EQUIPMENT CODES: **APP** = After (Through) Peristaltic Pump; **B** = Bailer; **BP** = Bladder Pump; **ESP** = Electric Submersible Pump; **RFPP** = Reverse Flow Peristaltic Pump; **SM** = Straw Method (Tubing Gravity Drain); **O** = Other (Specify)

GROUNDWATER SAMPLING LOG

SITE NAME: 2020-L1-2448 Incident	SITE LOCATION: Huntersville, NC	PROJECT NUMBER: 60639876	WELL NAME: MW-31	DATE: 3/1/22

WELL DIAMETER (inches): 4"	TUBING DIAMETER (inches): 3/8"	WELL SCREEN INTERVAL DEPTH: 17.31 ft. to 47.01 ft.	DEPTH TO WATER (feet): 29.56	PUMP TYPE OR BAILER: Monsoon

1 WELL VOLUME = (TD-DTW) x WELL CAPACITY

(47.01 ft. - 29.56 ft.) x 0.65 gal./ft. = 11.34 gallons

3 WELL VOLUMES = 1 WELL VOLUME X 3

11.34 gallons x 3 = 34 gallons

PUMP DEPTH IN WELL (feet): 35	PURGING INITIATED AT: 1204	PURGING ENDED AT: 1245	TOTAL VOLUME PURGED (gallons): 3.5

EQUIPMENT INFORMATION WATER QUALITY METER	MAKE/MODEL: Pro Quatro SERIAL #: 21J102397	EQUIPMENT INFORMATION OIL/WATER INTERFACE PROBE	MAKE/MODEL: Heron SERIAL #: 01-8345

TIME	VOLUME PURGED (gallons)	PURGE RATE (gpm)	DEPTH TO WATER (feet)	TEMP. (°C)	DO (mg/L)	COND. (µS/cm)	pH (standard units)	ORP (mV)	TURB. (NTU)	COLOR (describe)	ODOR (describe)
STABILIZATION CRITERIA:			<0.3 ft. drawdown	within 3%	within 10% or <0.5 mg/L	within 3%	±0.1 unit	±10 mV	within 10% or <5 NTU	--	--
1205	0	0.1	29.79	18.9	7.02	116.3	6.02	202.3	7.43	Clear	None
1210	0.5	0.1	29.79	18.5	6.31	115.8	6.00	203.8	3.68	Clear	None
1215	1	0.1	29.79	18.8	6.08	118.0	6.01	197.6	3.37	Clear	None
1220	1.5	0.1	29.79	18.8	6.02	118.3	6.02	195.8	3.45	Clear	None
1225	2	0.1	29.79	19.0	5.87	119.9	6.02	191.8	3.37	Clear	None
1230	2.5	0.1	29.79	19.0	5.75	120.1	5.93	190.6	3.18	Clear	None
1235	3	0.1	29.79	19.0	5.80	120.1	6.04	191.4	3.27	Clear	None

WELL CAPACITY (Gallons Per Foot): **0.75"** = 0.02; **1"** = 0.04; **1.25"** = 0.06; **2"** = 0.16; **3"** = 0.37; **4"** = 0.65; **5"** = 1.02; **6"** = 1.47; **12"** = 5.88

SAMPLING DATA

SAMPLED BY (PRINT) / AFFILIATION: Erik Riegel / AECOM	SAMPLER(S) SIGNATURE(S): [signature]	SAMPLE TIME: 1240

PUMP OR TUBING DEPTH IN WELL (feet): 35	TUBING MATERIAL CODE: LDPE	FIELD-FILTERED: Y (N) Filtration Equipment Type: --	FILTER SIZE: -- µm

FIELD DECONTAMINATION: PUMP (Y) N TUBING Y (N) (replaced) DUPLICATE: Y (N)

SAMPLE CONTAINER SPECIFICATION				SAMPLE PRESERVATION (including wet ice)			INTENDED ANALYSIS AND/OR METHOD	SAMPLING EQUIPMENT CODE	SAMPLE PUMP FLOW RATE (gal per minute)
SAMPLE ID CODE	# CONTAINERS	MATERIAL CODE	VOLUME	PRESERVATIVE USED	TOTAL VOL ADDED IN FIELD (mL)	FINAL pH			
MW-31	4	AG	40 mL	HCl	40 mL x 4	6.04	6200	ESP	0.1
MW-31	3	AG	40 mL	HCl	40 mL x 3	6.04	VPH	ESP	0.1
MW-31	1	PP	250 mL	HNO_3	250 mL	6.04	Lead by 6010	ESP	0.1

REMARKS: 3 Well Volumes Purged.

MATERIAL CODES: **AG** = Amber Glass; **CG** = Clear Glass; **HDPE** = High Density Polyethylene; **LDPE** = Low Density Polyethylene; **PP** = Polypropylene; **S** = Silicone; **T** = Teflon; **O** = Other (Specify)

SAMPLING EQUIPMENT CODES: **APP** = After (Through) Peristaltic Pump; **B** = Bailer; **BP** = Bladder Pump; **ESP** = Electric Submersible Pump; **RFPP** = Reverse Flow Peristaltic Pump; **SM** = Straw Method (Tubing Gravity Drain); **O** = Other (Specify)

GROUNDWATER SAMPLING LOG

SITE NAME: 2020-L1-2448 Incident	SITE LOCATION: Huntersville, NC	PROJECT NUMBER: 60674226	WELL NAME: MW-31D	DATE: 03/01/2022

WELL DIAMETER (inches): 2	TUBING DIAMETER (inches): 3/4	WELL SCREEN INTERVAL DEPTH: 58.06 ft. to 73.06 ft.	DEPTH TO WATER (feet): 24.00	PUMP TYPE OR BAILER: Monsoon

1 WELL VOLUME = (TD-DTW) x WELL CAPACITY

(73.06 ft. - 24.00 ft.) x 0.16 gal./ft. = 7.85 gallons

3 WELL VOLUMES = 1 WELL VOLUME X 3

7.85 gallons x 3 = 23.55 gallons

PUMP DEPTH IN WELL (feet): 63	PURGING INITIATED AT: 1110	PURGING ENDED AT: 1155	TOTAL VOLUME PURGED (gallons): 2.25

EQUIPMENT INFORMATION WATER QUALITY METER — MAKE/MODEL: YSI Pro Plus — SERIAL #: 18C104596

EQUIPMENT INFORMATION OIL/WATER INTERFACE PROBE — MAKE/MODEL: Heron Dipper T. — SERIAL #: 01-8003

TIME	VOLUME PURGED (gallons)	PURGE RATE (gpm)	DEPTH TO WATER (feet)	TEMP. (°C)	DO (mg/L)	COND. (µS/cm)	pH (standard units)	ORP (mV)	TURB. (NTU)	COLOR (describe)	ODOR (describe)
STABILIZATION CRITERIA:			<0.3 ft. drawdown	within 3%	within 10% or <0.5 mg/L	within 3%	±0.1 unit	±10 mV	within 10% or <5 NTU	–	–
1110	0.00	0.05	24.19	17.1	2.41	247.4	6.78	121.5	41.68	Clear	None
1115	0.25	↓	24.15	17.2	2.50	234.5	6.67	115.0	42.62	↓	↓
1120	0.50	↓	24.17	17.5	2.74	224.5	6.54	113.6	34.15	↓	↓
1125	0.75	↓	24.17	17.5	3.42	205.6	6.43	115.4	32.64	↓	↓
1130	1.0	↓	24.17	17.8	3.57	200.5	6.38	116.8	28.31	↓	↓
1135	1.25	↓	24.19	17.8	3.94	191.6	6.32	121.4	21.29	↓	↓
1140	1.50	↓	24.21	17.8	4.45	187.4	6.30	124.2	16.03	↓	↓
1145	1.75	↓	24.18	17.9	4.29	185.8	6.28	126.1	12.88	↓	↓
1150	2.0	↓	24.15	17.9	4.06	184.9	6.28	127.5	11.63	↓	↓
1155	2.25	↓	24.17	18.0	4.60	184.1	6.27	128.7	11.28	↓	↓

AOn' 03/01/22

WELL CAPACITY (Gallons Per Foot): **0.75"** = 0.02; **1"** = 0.04; **1.25"** = 0.06; **2"** = 0.16; **3"** = 0.37; **4"** = 0.65; **5"** = 1.02; **6"** = 1.47; **12"** = 5.88

SAMPLING DATA

SAMPLED BY (PRINT) / AFFILIATION: Andrew O'Malia / AECOM	SAMPLER(S) SIGNATURE(S): AOn'	SAMPLE TIME: 1200
PUMP OR TUBING DEPTH IN WELL (feet): 63	TUBING MATERIAL CODE: LDPE	FIELD-FILTERED: Y (N) Filtration Equipment Type: – FILTER SIZE: – µm
FIELD DECONTAMINATION: PUMP (Y) N	TUBING Y N (replaced)	DUPLICATE: Y (N)

SAMPLE CONTAINER SPECIFICATION				SAMPLE PRESERVATION (including wet ice)			INTENDED ANALYSIS AND/OR METHOD	SAMPLING EQUIPMENT CODE	SAMPLE PUMP FLOW RATE (gal per minute)
SAMPLE ID CODE	# CONTAINERS	MATERIAL CODE	VOLUME	PRESERVATIVE USED	TOTAL VOL ADDED IN FIELD (mL)	FINAL pH			
MW-31D	4	AG	40 mL	HCl	40 mL x 4	6.27	6200	ESP	0.05
↓	3	AG	40 mL	HCl	40 mL x 3	↓	VPH	↓	↓
↓	1	PP	250 mL	HNO_3	250 mL	↓	Lead by 6010	↓	↓

REMARKS:

MATERIAL CODES: **AG** = Amber Glass; **CG** = Clear Glass; **HDPE** = High Density Polyethylene; **LDPE** = Low Density Polyethylene; **PP** = Polypropylene; **S** = Silicone; **T** = Teflon; **O** = Other (Specify)

SAMPLING EQUIPMENT CODES: **APP** = After (Through) Peristaltic Pump; **B** = Bailer; **BP** = Bladder Pump; **ESP** = Electric Submersible Pump; **RFPP** = Reverse Flow Peristaltic Pump; **SM** = Straw Method (Tubing Gravity Drain); **O** = Other (Specify)

GROUNDWATER SAMPLING LOG

SITE NAME: 2020-L1-2448 Incident	SITE LOCATION: Huntersville, NC	PROJECT NUMBER: 60639876	WELL NAME: MW-32	DATE: 3/2/22

WELL DIAMETER (inches): 2"	TUBING DIAMETER (inches): 3/8"	WELL SCREEN INTERVAL DEPTH: 16.24 ft. to 31.24 ft.	DEPTH TO WATER (feet): 17.95	PUMP TYPE OR BAILER: Monsoon

1 WELL VOLUME = (TD-DTW) x WELL CAPACITY

(31.24 ft. - 17.95 ft.) x 0.16 gal./ft. = 2.1 gallons

3 WELL VOLUMES = 1 WELL VOLUME X 3

2.1 gallons x 3 = 6.4 gallons

PUMP DEPTH IN WELL (feet): 23	PURGING INITIATED AT: 1001	PURGING ENDED AT: 1045	TOTAL VOLUME PURGED (gallons): 3.5

EQUIPMENT INFORMATION WATER QUALITY METER	MAKE/MODEL: Pro Quatro SERIAL #: 21J102397	EQUIPMENT INFORMATION OIL/WATER INTERFACE PROBE	MAKE/MODEL: Heron SERIAL #: 01-8345

TIME	VOLUME PURGED (gallons)	PURGE RATE (gpm)	DEPTH TO WATER (feet)	TEMP. (°C)	DO (mg/L)	COND. (µS/cm)	pH (standard units)	ORP (mV)	TURB. (NTU)	COLOR (describe)	ODOR (describe)
STABILIZATION CRITERIA:			<0.3 ft. drawdown	within 3%	within 10% or <0.5 mg/L	within 3%	±0.1 unit	±10 mV	within 10% or <5 NTU	--	--
1003	0	0.1	18.69	15.0	6.40	107.2	6.19	203.9	106.9	Cloudy	None
1008	0.5	0.1	18.69	15.3	3.97	108.1	6.15	205.9	80.58	Cloudy	None
1013	1	0.1	18.69	15.8	4.06	110.2	6.14	205.2	45.60	Cloudy	None
1018	1.5	0.1	18.69	15.8	4.00	110.3	6.14	203.9	33.26	Cloudy	None
1023	2	0.1	18.69	16.1	4.24	111.1	6.13	197.3	9.97	Clear	None
1028	2.5	0.1	18.69	16.2	4.40	111.3	6.13	193.8	5.71	Clear	None
1033	3	0.1	18.69	16.4	4.09	111.9	6.14	191.5	4.07	Clear	None

WELL CAPACITY (Gallons Per Foot): **0.75"** = 0.02; **1"** = 0.04; **1.25"** = 0.06; **2"** = 0.16; **3"** = 0.37; **4"** = 0.65; **5"** = 1.02; **6"** = 1.47; **12"** = 5.88

SAMPLING DATA

SAMPLED BY (PRINT) / AFFILIATION: Erik Riegel / AECOM	SAMPLER(S) SIGNATURE(S): [signature]	SAMPLE TIME: 1040
PUMP OR TUBING DEPTH IN WELL (feet): 23	TUBING MATERIAL CODE: LDPE	FIELD-FILTERED: Y (N) Filtration Equipment Type: -- FILTER SIZE: -- µm

FIELD DECONTAMINATION: PUMP (Y) N TUBING Y (N (replaced)) DUPLICATE: Y (N)

SAMPLE CONTAINER SPECIFICATION				SAMPLE PRESERVATION (including wet ice)			INTENDED ANALYSIS AND/OR METHOD	SAMPLING EQUIPMENT CODE	SAMPLE PUMP FLOW RATE (gal per minute)
SAMPLE ID CODE	# CONTAINERS	MATERIAL CODE	VOLUME	PRESERVATIVE USED	TOTAL VOL ADDED IN FIELD (mL)	FINAL pH			
MW-32	4	AG	40 mL	HCl	40 mL x 4	6.14	6200	ESP	0.1
MW-32	3	AG	40 mL	HCl	40 mL x 3	6.14	VPH	ESP	0.1
MW-32	1	PP	250 mL	HNO_3	250 mL	6.14	Lead by 6010	ESP	0.1

REMARKS: All parameters Stabilized

MATERIAL CODES: **AG** = Amber Glass; **CG** = Clear Glass; **HDPE** = High Density Polyethylene; **LDPE** = Low Density Polyethylene; **PP** = Polypropylene; **S** = Silicone; **T** = Teflon; **O** = Other (Specify)

SAMPLING EQUIPMENT CODES: **APP** = After (Through) Peristaltic Pump; **B** = Bailer; **BP** = Bladder Pump; **ESP** = Electric Submersible Pump; **RFPP** = Reverse Flow Peristaltic Pump; **SM** = Straw Method (Tubing Gravity Drain); **O** = Other (Specify)

GROUNDWATER SAMPLING LOG

SITE NAME: 2020-L1-2448 Incident	SITE LOCATION: Huntersville, NC	PROJECT NUMBER: 60639876	WELL NAME: MW-33	DATE: 3/2/22

WELL DIAMETER (inches): 2"	TUBING DIAMETER (inches): 3/8"	WELL SCREEN INTERVAL DEPTH: 13.00 ft. to 28.00 ft.	DEPTH TO WATER (feet): 14.75	PUMP TYPE OR BAILER: Monsoon

1 WELL VOLUME = (TD-DTW) x WELL CAPACITY

(28.00 ft. - 14.75 ft.) x 0.16 gal./ft. = 2.12 gallons

3 WELL VOLUMES = 1 WELL VOLUME X 3

2.12 gallons x 3 = 6.4 gallons

PUMP DEPTH IN WELL (feet): 20	PURGING INITIATED AT: 0845	PURGING ENDED AT: 0925	TOTAL VOLUME PURGED (gallons): 3.5

EQUIPMENT INFORMATION WATER QUALITY METER	MAKE/MODEL: Pro Quatro SERIAL #: 21J102397	EQUIPMENT INFORMATION OIL/WATER INTERFACE PROBE	MAKE/MODEL: Heron SERIAL #: 01-8345

TIME	VOLUME PURGED (gallons)	PURGE RATE (gpm)	DEPTH TO WATER (feet)	TEMP. (°C)	DO (mg/L)	COND. (µS/cm)	pH (standard units)	ORP (mV)	TURB. (NTU)	COLOR (describe)	ODOR (describe)
STABILIZATION CRITERIA:			<0.3 ft. drawdown	within 3%	within 10% or <0.5 mg/L	within 3%	±0.1 unit	±10 mV	within 10% or <5 NTU	--	--
0846	0	0.1	15.25	13.9	6.88	98.4	7.00	148.7	37.15	Cloudy	None
0851	0.5	0.1	15.25	14.0	6.14	94.0	6.41	152.1	25.20	Cloudy	None
0856	1	0.1	15.25	14.6	6.14	95.0	6.34	157.7	12.69	Clear	None
0901	1.5	0.1	15.25	14.5	6.09	94.9	6.32	163.2	13.29	Clear	None
0906	2	0.1	15.25	14.7	6.15	95.3	6.30	165.2	14.30	Clear	None
0911	2.5	0.1	15.25	14.5	6.16	94.9	6.30	169.7	13.87	Clear	None
0916	3	0.1	15.25	15.1	6.17	96.2	6.30	172.6	13.99	Clear	None

WELL CAPACITY (Gallons Per Foot): **0.75"** = 0.02; **1"** = 0.04; **1.25"** = 0.06; **2"** = 0.16; **3"** = 0.37; **4"** = 0.65; **5"** = 1.02; **6"** = 1.47; **12"** = 5.88

SAMPLING DATA

SAMPLED BY (PRINT) / AFFILIATION: Erik Riegel / AECOM	SAMPLER(S) SIGNATURE(S): [signature]	SAMPLE TIME: 0920

PUMP OR TUBING DEPTH IN WELL (feet): 20	TUBING MATERIAL CODE: LDPE	FIELD-FILTERED: Y (N) Filtration Equipment Type: --	FILTER SIZE: -- µm

FIELD DECONTAMINATION: PUMP (Y) N TUBING Y (N) (replaced) DUPLICATE: Y (N)

SAMPLE CONTAINER SPECIFICATION				SAMPLE PRESERVATION (including wet ice)			INTENDED ANALYSIS AND/OR METHOD	SAMPLING EQUIPMENT CODE	SAMPLE PUMP FLOW RATE (gal per minute)
SAMPLE ID CODE	# CONTAINERS	MATERIAL CODE	VOLUME	PRESERVATIVE USED	TOTAL VOL ADDED IN FIELD (mL)	FINAL pH			
MW-33	4	AG	40 mL	HCl	40 mL x 4	6.30	6200	ESP	0.1
MW-33	3	AG	40 mL	HCl	40 mL x 3	6.30	VPH	ESP	0.1
MW-33	1	PP	250 mL	HNO_3	250 mL	6.30	Lead by 6010	ESP	0.1

REMARKS: All parameters Stabilized, High turbidity

MATERIAL CODES: **AG** = Amber Glass; **CG** = Clear Glass; **HDPE** = High Density Polyethylene; **LDPE** = Low Density Polyethylene; **PP** = Polypropylene; **S** = Silicone; **T** = Teflon; **O** = Other (Specify)

SAMPLING EQUIPMENT CODES: **APP** = After (Through) Peristaltic Pump; **B** = Bailer; **BP** = Bladder Pump; **ESP** = Electric Submersible Pump; **RFPP** = Reverse Flow Peristaltic Pump; **SM** = Straw Method (Tubing Gravity Drain); **O** = Other (Specify)

GROUNDWATER SAMPLING LOG

SITE NAME: 2020-L1-2448 Incident	SITE LOCATION: Huntersville, NC	PROJECT NUMBER: 60674226	WELL NAME: MW-34	DATE: 02/28/2022

WELL DIAMETER (inches): 2	TUBING DIAMETER (inches): 3/8	WELL SCREEN INTERVAL DEPTH: 7.89 ft. to 22.89 ft.	DEPTH TO WATER (feet): 12.23	PUMP TYPE OR BAILER: Monsoon

1 WELL VOLUME = (TD-DTW) x WELL CAPACITY

(22.89 ft. - 12.23 ft.) x 0.16 gal./ft. = 1.71 gallons

3 WELL VOLUMES = 1 WELL VOLUME X 3

1.71 gallons x 3 = 5.12 gallons

PUMP DEPTH IN WELL (feet): 18	PURGING INITIATED AT: 1250	PURGING ENDED AT: 1330	TOTAL VOLUME PURGED (gallons): 2.0

EQUIPMENT INFORMATION WATER QUALITY METER — MAKE/MODEL: YSI Pro Plus; SERIAL #: 18C104596

EQUIPMENT INFORMATION OIL/WATER INTERFACE PROBE — MAKE/MODEL: Herron Dipper T.; SERIAL #: 01-8003

TIME	VOLUME PURGED (gallons)	PURGE RATE (gpm)	DEPTH TO WATER (feet)	TEMP. (°C)	DO (mg/L)	COND. (µS/cm)	pH (standard units)	ORP (mV)	TURB. (NTU)	COLOR (describe)	ODOR (describe)
STABILIZATION CRITERIA:			<0.3 ft. drawdown	within 3%	within 10% or <0.5 mg/L	within 3%	±0.1 unit	±10 mV	within 10% or <5 NTU	--	--
1250	0.00	0.05	12.41	16.3	7.16	162.2	6.16	99.3	89.84	Clear	None
1255	0.25		12.43	16.6	4.87	162.1	5.92	117.3	76.20		
1300	0.50		12.46	16.0	4.96	155.7	5.89	123.8	88.00		
1305	0.75		12.49	16.1	4.91	155.2	5.88	127.2	100.3		
1310	1.0		12.54	16.2	4.80	154.2	5.87	132.0	108.6		
1315	1.25		12.57	16.4	4.85	153.6	5.88	135.2	87.92		
1320	1.50		12.61	16.4	4.77	152.9	5.87	136.9	44.46		
1325	1.75		12.64	16.5	4.68	153.2	5.86	138.0	46.67		
1330	2.0		12.67	16.4	4.72	152.4	5.85	141.2	48.60		

AOM 07/02/22

WELL CAPACITY (Gallons Per Foot): **0.75"** = 0.02; **1"** = 0.04; **1.25"** = 0.06; **2"** = 0.16; **3"** = 0.37; **4"** = 0.65; **5"** = 1.02; **6"** = 1.47; **12"** = 5.88

SAMPLING DATA

SAMPLED BY (PRINT) / AFFILIATION: Andrew O'malia / AECOM	SAMPLER(S) SIGNATURE(S): A O'm	SAMPLE TIME: 1335

PUMP OR TUBING DEPTH IN WELL (feet): 18	TUBING MATERIAL CODE: LDPE	FIELD-FILTERED: Y (N) Filtration Equipment Type: --	FILTER SIZE: -- µm

FIELD DECONTAMINATION: PUMP (Y) N TUBING Y (N (replaced)) DUPLICATE: Y (N)

SAMPLE CONTAINER SPECIFICATION				SAMPLE PRESERVATION (including wet ice)			INTENDED ANALYSIS AND/OR METHOD	SAMPLING EQUIPMENT CODE	SAMPLE PUMP FLOW RATE (gal per minute)
SAMPLE ID CODE	# CONTAINERS	MATERIAL CODE	VOLUME	PRESERVATIVE USED	TOTAL VOL ADDED IN FIELD (mL)	FINAL pH			
MW-34	4	AG	40 mL	HCl	40 mL x 4	5.85	6200	ESP	0.05
	3	AG	40 mL	HCl	40 mL x 3		VPH		
	1	PP	250 mL	HNO_3	250 mL		Lead by 6010		

REMARKS:

MATERIAL CODES: **AG** = Amber Glass; **CG** = Clear Glass; **HDPE** = High Density Polyethylene; **LDPE** = Low Density Polyethylene; **PP** = Polypropylene; **S** = Silicone; **T** = Teflon; **O** = Other (Specify)

SAMPLING EQUIPMENT CODES: **APP** = After (Through) Peristaltic Pump; **B** = Bailer; **BP** = Bladder Pump; **ESP** = Electric Submersible Pump; **RFPP** = Reverse Flow Peristaltic Pump; **SM** = Straw Method (Tubing Gravity Drain); **O** = Other (Specify)

GROUNDWATER SAMPLING LOG

SITE NAME: 2020-L1-2448 Incident	SITE LOCATION: Huntersville, NC	PROJECT NUMBER: 60639876	WELL NAME: MW-35	DATE: 3/2/22

WELL DIAMETER (inches): 2"	TUBING DIAMETER (inches): 3/8"	WELL SCREEN INTERVAL DEPTH: 25.08 ft. to 40.08 ft.	DEPTH TO WATER (feet): 31.06	PUMP TYPE OR BAILER: Monsoon

1 WELL VOLUME = (TD-DTW) x WELL CAPACITY

(40.08 ft. - 31.06 ft.) x 0.16 gal./ft. = 1.4 gallons

3 WELL VOLUMES = 1 WELL VOLUME X 3

1.4 gallons x 3 = 4.3 gallons

PUMP DEPTH IN WELL (feet): 36	PURGING INITIATED AT: 1254	PURGING ENDED AT: 1350	TOTAL VOLUME PURGED (gallons): 5

EQUIPMENT INFORMATION WATER QUALITY METER — MAKE/MODEL: Pro Quatro — SERIAL #: 21J102397

EQUIPMENT INFORMATION OIL/WATER INTERFACE PROBE — MAKE/MODEL: Heron — SERIAL #: 01-8345

TIME	VOLUME PURGED (gallons)	PURGE RATE (gpm)	DEPTH TO WATER (feet)	TEMP. (°C)	DO (mg/L)	COND. (µS/cm)	pH (standard units)	ORP (mV)	TURB. (NTU)	COLOR (describe)	ODOR (describe)
STABILIZATION CRITERIA:			<0.3 ft. drawdown	within 3%	within 10% or <0.5 mg/L	within 3%	±0.1 unit	±10 mV	within 10% or <5 NTU	--	--
1255	0	0.1	31.33	16.7	7.03	156.2	6.22	188.1	211.4	Cloudy	None
1300	0.5	0.1	31.33	17.5	5.41	159.5	6.19	183.2	245.6	Cloudy	None
1305	1	0.1	31.33	17.4	5.34	159.3	6.19	184.0	238.8	Cloudy	None
1310	1.5	0.1	31.33	17.1	5.68	158.6	6.17	179.0	175.1	Cloudy	None
1315	2	0.1	31.33	16.6	6.36	155.9	6.16	170.1	126.6	Cloudy	None
1320	2.5	0.1	31.33	16.6	6.31	155.5	6.17	168.9	81.76	Cloudy	None
1325	3	0.1	31.33	16.6	6.31	155.5	6.15	168.6	44.08	Cloudy	None
1330	3.5	0.1	31.33	16.6	6.30	155.6	6.17	168.6	36.12	Cloudy	None
1335	4	0.1	31.33	16.5	6.24	155.4	6.17	174.2	21.81	Cloudy	None
1340	4.5	0.1	31.33	16.5	6.27	155.4	6.18	174.6	10.78	Clear	None

WELL CAPACITY (Gallons Per Foot): **0.75"** = 0.02; **1"** = 0.04; **1.25"** = 0.06; **2"** = 0.16; **3"** = 0.37; **4"** = 0.65; **5"** = 1.02; **6"** = 1.47; **12"** = 5.88

SAMPLING DATA

SAMPLED BY (PRINT) / AFFILIATION: Erik Riegel / AECOM	SAMPLER(S) SIGNATURE(S): [signature]	SAMPLE TIME: 1345

PUMP OR TUBING DEPTH IN WELL (feet): 36	TUBING MATERIAL CODE: LDPE	FIELD-FILTERED: Y (N) Filtration Equipment Type: --	FILTER SIZE: -- µm

FIELD DECONTAMINATION: PUMP (Y) N TUBING Y (N) (replaced) DUPLICATE: Y (N)

SAMPLE CONTAINER SPECIFICATION				SAMPLE PRESERVATION (including wet ice)			INTENDED ANALYSIS AND/OR METHOD	SAMPLING EQUIPMENT CODE	SAMPLE PUMP FLOW RATE (gal per minute)
SAMPLE ID CODE	# CONTAINERS	MATERIAL CODE	VOLUME	PRESERVATIVE USED	TOTAL VOL ADDED IN FIELD (mL)	FINAL pH			
MW-35	4	AG	40 mL	HCl	40 mL x 4	6.18	6200	ESP	0.1
MW-35	3	AG	40 mL	HCl	40 mL x 3	6.18	VPH	ESP	0.1
MW-35	1	PP	250 mL	HNO_3	250 mL	6.18	Lead by 6010	ESP	0.1

REMARKS: All parameters Stabilized

MATERIAL CODES: **AG** = Amber Glass; **CG** = Clear Glass; **HDPE** = High Density Polyethylene; **LDPE** = Low Density Polyethylene; **PP** = Polypropylene; **S** = Silicone; **T** = Teflon; **O** = Other (Specify)

SAMPLING EQUIPMENT CODES: **APP** = After (Through) Peristaltic Pump; **B** = Bailer; **BP** = Bladder Pump; **ESP** = Electric Submersible Pump; **RFPP** = Reverse Flow Peristaltic Pump; **SM** = Straw Method (Tubing Gravity Drain); **O** = Other (Specify)

GROUNDWATER SAMPLING LOG

SITE NAME: 2020-L1-2448 Incident	SITE LOCATION: Huntersville, NC	PROJECT NUMBER: 60674226	WELL NAME: MW-36	DATE: 3-2-22

WELL DIAMETER (inches): 2	TUBING DIAMETER (inches):	WELL SCREEN INTERVAL DEPTH: 29.88 ft. to 44.88 ft.	DEPTH TO WATER (feet): 34.15	PUMP TYPE OR BAILER: MONSOON

1 WELL VOLUME = (TD-DTW) x WELL CAPACITY

(44.88 ft. - 34.15 ft.) x 0.16 gal./ft. = 1.72 gallons

3 WELL VOLUMES = 1 WELL VOLUME X 3

1.72 gallons x 3 = 5.15 gallons

PUMP DEPTH IN WELL (feet): 39	PURGING INITIATED AT: 1150	PURGING ENDED AT: 1315	TOTAL VOLUME PURGED (gallons): 4.25

EQUIPMENT INFORMATION WATER QUALITY METER — MAKE/MODEL: YSI PRO+ SERIAL #: 19J103974

EQUIPMENT INFORMATION OIL/WATER INTERFACE PROBE — MAKE/MODEL: H.OIL SERIAL #: DI-8348

TIME	VOLUME PURGED (gallons)	PURGE RATE (gpm)	DEPTH TO WATER (feet)	TEMP. (°C)	DO (mg/L)	COND. (µS/cm)	pH (standard units)	ORP (mV)	TURB. (NTU)	COLOR (describe)	ODOR (describe)
STABILIZATION CRITERIA:			<0.3 ft. drawdown	within 3%	within 10% or <0.5 mg/L	within 3%	±0.1 unit	±10 mV	within 10% or <5 NTU	--	--
1205	0.75	0.05	34.32	17.7	5.54	158.5	6.34	239.5	103.2	CLOUDY	NONE
1210	1.0		34.32	18.0	5.55	160.0	6.34	235.6	87.83		
1215	1.25		34.32	18.1	5.40	163.9	6.34	231.0	74.19		
1220	1.5		34.32	18.2	5.27	165.3	6.34	229.3	53.07		
1225	1.75		34.32	18.3	5.11	166.5	6.34	226.9	51.39		
1230	2.0		34.32	18.4	5.01	167.2	6.33	224.6	35.26		
1235	2.25		34.32	18.6	5.30	167.9	6.33	224.9	29.24		
1240	2.5		34.32	18.6	5.30	168.4	6.33	225.1	18.53		
1245	2.75		34.32	18.6	5.31	168.4	6.33	223.4	16.18		
1250	3.0		34.32	18.8	5.34	168.8	6.33	223.9	14.98		
1255	3.25		34.32	18.8	5.24	168.9	6.33	224.7	10.99	CLEAR	
1300	3.5		34.32	18.8	5.42	169.0	6.33	225.3	7.91		
1305	3.75		34.32	18.8	5.44	169.2	6.33	226.8	7.34		
1310	4.0		34.32	18.9	5.28	169.6	6.33	227.0	7.14		
1315	4.25		34.32	18.9	5.22	169.5	6.33	227.3	6.67		

WELL CAPACITY (Gallons Per Foot): **0.75"** = 0.02; **1"** = 0.04; **1.25"** = 0.06; **2"** = 0.16; **3"** = 0.37; **4"** = 0.65; **5"** = 1.02; **6"** = 1.47; **12"** = 5.88

SAMPLING DATA

SAMPLED BY (PRINT) / AFFILIATION: SAM MOORE/AECOM	SAMPLER(S) SIGNATURE(S): [signature]	SAMPLE TIME: 1320

PUMP OR TUBING DEPTH IN WELL (feet): 39	TUBING MATERIAL CODE: LDPE	FIELD-FILTERED: Y (N) Filtration Equipment Type: --	FILTER SIZE: -- µm

FIELD DECONTAMINATION: PUMP (Y) N TUBING Y (N)(replaced) DUPLICATE: Y (N)

SAMPLE CONTAINER SPECIFICATION				SAMPLE PRESERVATION (including wet ice)			INTENDED ANALYSIS AND/OR METHOD	SAMPLING EQUIPMENT CODE	SAMPLE PUMP FLOW RATE (gal per minute)
SAMPLE ID CODE	# CONTAINERS	MATERIAL CODE	VOLUME	PRESERVATIVE USED	TOTAL VOL ADDED IN FIELD (mL)	FINAL pH			
MW-36	4	AG	40 mL	HCl	40 mL x 4	6.33	6200	ESP	0.05
	3	AG	40 mL	HCl	40 mL x 3		VPH		
	1	PP	250 mL	HNO_3	250 mL		Lead by 6010		

REMARKS:

Well stabilized before purge volume reached. Turbidity within 10%. EB-2-20220302 collected.

MATERIAL CODES: **AG** = Amber Glass; **CG** = Clear Glass; **HDPE** = High Density Polyethylene; **LDPE** = Low Density Polyethylene; **PP** = Polypropylene; **S** = Silicone; **T** = Teflon; **O** = Other (Specify)

SAMPLING EQUIPMENT CODES: **APP** = After (Through) Peristaltic Pump; **B** = Bailer; **BP** = Bladder Pump; **ESP** = Electric Submersible Pump; **RFPP** = Reverse Flow Peristaltic Pump; **SM** = Straw Method (Tubing Gravity Drain); **O** = Other (Specify)

GROUNDWATER SAMPLING LOG

SITE NAME: 2020-L1-2448 Incident	SITE LOCATION: Huntersville, NC	PROJECT NUMBER: 60674226	WELL NAME: MW-36 DR	DATE: 3/3/22

WELL DIAMETER (inches): 2"	TUBING DIAMETER (inches): Bladder Tubing	WELL SCREEN INTERVAL DEPTH: 122.91 ft. to 142.91 ft.	DEPTH TO WATER (feet): 32.57	PUMP TYPE OR BAILER: Bladder

1 WELL VOLUME = (TD-DTW) x WELL CAPACITY

(142.91 ft. - 32.57 ft.) x 0.16 gal./ft. = 17.65 gallons

3 WELL VOLUMES = 1 WELL VOLUME X 3

17.65 gallons x 3 = 52.95 gallons

PUMP DEPTH IN WELL (feet): 127.91	PURGING INITIATED AT: 1200	PURGING ENDED AT: 1350	TOTAL VOLUME PURGED (gallons):

EQUIPMENT INFORMATION WATER QUALITY METER — MAKE/MODEL: YSI Pro Plus; SERIAL #: 13K100920

EQUIPMENT INFORMATION OIL/WATER INTERFACE PROBE — MAKE/MODEL: Heron 100' IFP; SERIAL #: 01-7819

TIME	VOLUME PURGED (gallons)	PURGE RATE (gpm)	DEPTH TO WATER (feet)	TEMP. (°C)	DO (mg/L)	COND. (µS/cm)	pH (standard units)	ORP (mV)	TURB. (NTU)	COLOR (describe)	ODOR (describe)
STABILIZATION CRITERIA:			<0.3 ft. drawdown	within 3%	within 10% or <0.5 mg/L	within 3%	±0.1 unit	±10 mV	within 10% or <5 NTU	--	--
1200	0	0.09	32.80	17.8	0.70	646	8.97	-83.3	35.67	Clear	none
1205	0.45		33.20	17.9	0.65	609	8.12	-102.4	33.71		
1210	0.90		35.85	18.0	0.63	459.4	8.08	-133.3	30.29		
1215	1.35		38.14	18.0	0.61	400.2	8.00	-130.2	29.13		
1220	1.80		40.03	17.9	0.60	310.7	7.88	-123.4	27.42		
1225	2.25		42.61	18.0	0.29	300.6	7.85	-119.2	25.14		
1230	2.70		43.93	18.0	0.16	291.7	7.83	-108.2	20.13		
1235	3.15		45.71	18.0	0.49	287.3	7.82	-105.3	10.27		
1240	3.60		48.15	18.2	0.97	285.2	7.82	-103.8	51.6		
1245	4.05		50.66	18.2	0.65	285.0	7.78	-105.0	42.69		
1250	4.50		52.46	18.3	0.52	282.2	7.74	-105.4	30.17		
1255	4.95		53.59	18.3	0.57	281.9	7.73	-100.4	25.13		
1300	5.40		55.72	18.2	0.61	281.5	7.72	-97.6	20.27		
1305	5.85		57.90	18.3	0.60	282.7	7.72	-104.0	13.49		
1310	6.30		59.50	18.4	0.15	289.3	7.76	-99.1	10.21		
1315	6.75		60.30	18.4	0.19	261.4	7.74	-99.2	8.37		
1320	7.20		61.70	18.4	0.23	253.7	7.72	-99.5	7.14		
1325	7.65		63.55	18.4	0.25	241.6	7.72	-99.3	4.12		
1330	8.10		64.67	18.3	0.30	233.7	7.71	-99.4	4.39		
1335	8.55		65.78	18.4	0.27	230.3	7.71	-99.1	4.17		
1340	9.00		66.81	18.4	0.10	221.7	7.71	-98.9	5.31		
1345	9.45		66.90	18.5	0.05	220.2	7.71	-98.5	4.18		
1350	9.90		67.07	18.5	0.03	218.4	7.71	-98.3	4.31		

WELL CAPACITY (Gallons Per Foot): **0.75"** = 0.02; **1"** = 0.04; **1.25"** = 0.06; **2"** = 0.16; **3"** = 0.37; **4"** = 0.65; **5"** = 1.02; **6"** = 1.47; **12"** = 5.88

SAMPLING DATA

SAMPLED BY (PRINT) / AFFILIATION: Jacob miller/AECom	SAMPLER(S) SIGNATURE(S): [signature]	SAMPLE TIME: 1355

PUMP OR TUBING DEPTH IN WELL (feet): 127.91	TUBING MATERIAL CODE: LDPE	FIELD-FILTERED: Y (N) Filtration Equipment Type: --	FILTER SIZE: -- µm

FIELD DECONTAMINATION: PUMP (Y) N TUBING Y (N) (replaced) DUPLICATE: Y (N)

SAMPLE CONTAINER SPECIFICATION				SAMPLE PRESERVATION (including wet ice)			INTENDED ANALYSIS AND/OR METHOD	SAMPLING EQUIPMENT CODE	SAMPLE PUMP FLOW RATE (gal per minute)
SAMPLE ID CODE	# CONTAINERS	MATERIAL CODE	VOLUME	PRESERVATIVE USED	TOTAL VOL ADDED IN FIELD (mL)	FINAL pH			
MW-36DR	4	AG	40 mL	HCl	40 mL x 4	7.71	6200	BP	0.09
	3	AG	40 mL	HCl	40 mL x 3		VPH		
	1	PP	250 mL	HNO_3	250 mL		Lead by 6010		

REMARKS: low Recharge

MATERIAL CODES: **AG** = Amber Glass; **CG** = Clear Glass; **HDPE** = High Density Polyethylene; **LDPE** = Low Density Polyethylene; **PP** = Polypropylene; **S** = Silicone; **T** = Teflon; **O** = Other (Specify)

SAMPLING EQUIPMENT CODES: **APP** = After (Through) Peristaltic Pump; **B** = Bailer; **BP** = Bladder Pump; **ESP** = Electric Submersible Pump; **RFPP** = Reverse Flow Peristaltic Pump; **SM** = Straw Method (Tubing Gravity Drain); **O** = Other (Specify)

GROUNDWATER SAMPLING LOG

SITE NAME: 2020-L1-2448 Incident	SITE LOCATION: Huntersville, NC	PROJECT NUMBER: 60639876	WELL NAME: MW-42	DATE: 2/28/22

WELL DIAMETER (inches): 4" PVC	TUBING DIAMETER (inches): 3/8"	WELL SCREEN INTERVAL DEPTH: 11 feet to 51 feet	DEPTH TO WATER (feet): 45.60	PUMP TYPE OR BAILER: Monsoon

1 WELL VOLUME = (TD-DTW) x WELL CAPACITY

(51 ft. - 45.60 ft.) x 0.65 gal./ft. = 3.51 gallons

3 WELL VOLUMES = 1 WELL VOLUME X 3

3.51 gallons x 3 = 10.53 gallons

PUMP DEPTH IN WELL (feet): 48	PURGING INITIATED AT: 1235	PURGING ENDED AT: 1255	TOTAL VOLUME PURGED (gallons): 2.0

TIME	VOLUME PURGED (gallons)	PURGE RATE (gpm)	DEPTH TO WATER (feet)	TEMP. (°C)	DO (mg/L)	COND. (µS/cm)	pH (standard units)	ORP (mV)	TURB. (NTU)	COLOR (describe)	ODOR (describe)
STABILIZATION CRITERIA:			<0.3 ft. drawdown	within 3%	within 10% or <0.5 mg/L	within 3%	±0.1 unit	±10 mV	within 10% or <5 NTU	--	--
1235	0	0.1	45.60	16.7	1.45	325.3	6.32	132.0	2.40	clear	none
1240	0.5		45.80	16.7	1.05	328.4	6.35	127.4	1.55		
1245	1.0		45.90	16.7	1.25	328.6	6.32	123.5	1.55		
1250	1.5		46.00	16.7	1.25	328.6	6.31	124.2	1.40		
1255	2.0		46.80	16.8	1.22	328.4	6.31	123.2	1.42		

EP

WELL CAPACITY (Gallons Per Foot): **0.75"** = 0.02; **1"** = 0.04; **1.25"** = 0.06; **2"** = 0.16; **3"** = 0.37; **4"** = 0.65; **5"** = 1.02; **6"** = 1.47; **12"** = 5.88

SAMPLING DATA

SAMPLED BY (PRINT) / AFFILIATION: Erica Duncan	SAMPLER(S) SIGNATURE(S):	SAMPLE TIME: 1300

PUMP OR TUBING DEPTH IN WELL (feet): 48	TUBING MATERIAL CODE: LDPE	FIELD-FILTERED: Y (N) Filtration Equipment Type: --	FILTER SIZE: -- µm

FIELD DECONTAMINATION: PUMP (Y) N TUBING (Y) N (replaced) DUPLICATE: Y (N)

SAMPLE CONTAINER SPECIFICATION				SAMPLE PRESERVATION (including wet ice)			INTENDED ANALYSIS AND/OR METHOD	SAMPLING EQUIPMENT CODE	SAMPLE PUMP FLOW RATE (gal per minute)
SAMPLE ID CODE	# CONTAINERS	MATERIAL CODE	VOLUME	PRESERVATIVE USED	TOTAL VOL ADDED IN FIELD (mL)	FINAL pH			
MW-42	4	AG	40 mL	HCl	40 mL x 4	6.31	6200	ESP	0.1
	3	AG	40 mL	HCl	40 mL x 3		VPH		
	1	PP	250 mL	HNO_3	250 mL		Lead by 6010		
	3	AG	40 mL	HCl	40 mL x 3		8015		

REMARKS:

MATERIAL CODES: **AG** = Amber Glass; **CG** = Clear Glass; **HDPE** = High Density Polyethylene; **LDPE** = Low Density Polyethylene; **PP** = Polypropylene; **S** = Silicone; **T** = Teflon; **O** = Other (Specify)

SAMPLING EQUIPMENT CODES: **APP** = After (Through) Peristaltic Pump; **B** = Bailer; **BP** = Bladder Pump; **ESP** = Electric Submersible Pump; **RFPP** = Reverse Flow Peristaltic Pump; **SM** = Straw Method (Tubing Gravity Drain); **O** = Other (Specify)

GROUNDWATER SAMPLING LOG

SITE NAME: 2020-L1-2448 Incident	SITE LOCATION: Huntersville, NC	PROJECT NUMBER: 60674226	WELL NAME: MW-43	DATE: 3/2/22

WELL DIAMETER (inches): 4	TUBING DIAMETER (inches): 3/8"	WELL SCREEN INTERVAL DEPTH: 15 ft. to 50 ft.	DEPTH TO WATER (feet): 42.16	PUMP TYPE OR BAILER: Monsoon

1 WELL VOLUME = (TD-DTW) x WELL CAPACITY

(50 ft. - 42.16 ft.) x 0.65 gal./ft. = 5.10 gallons

3 WELL VOLUMES = 1 WELL VOLUME X 3

5.10 gallons x 3 = 15.30 gallons

PUMP DEPTH IN WELL (feet): 47	PURGING INITIATED AT: 1440	PURGING ENDED AT: 1530	TOTAL VOLUME PURGED (gallons): 5

EQUIPMENT INFORMATION WATER QUALITY METER — MAKE/MODEL: YSI Pro Plus; SERIAL #: 15C101918

EQUIPMENT INFORMATION OIL/WATER INTERFACE PROBE — MAKE/MODEL: Heron H.Oil; SERIAL #: 01-7820

TIME	VOLUME PURGED (gallons)	PURGE RATE (gpm)	DEPTH TO WATER (feet)	TEMP. (°C)	DO (mg/L)	COND. (µS/cm)	pH (standard units)	ORP (mV)	TURB. (NTU)	COLOR (describe)	ODOR (describe)
STABILIZATION CRITERIA:			<0.3 ft. drawdown	within 3%	within 10% or <0.5 mg/L	within 3%	±0.1 unit	±10 mV	within 10% or <5 NTU	--	--
1440	0	0.1	42.43	16.6	8.23	140.3	5.45	148.9	24.90	Clear	None
1445	0.5		42.50	16.7	8.26	141.9	5.19	153.2	21.83		
1450	1			16.8	6.39	142.1	5.28	153.1	29.62		
1455	1.5			16.9	5.44	142.2	5.42	153.0	25.31		
1500	2			16.9	5.43	142.7	5.49	153.1	23.88		
1505	2.5			16.9	5.42	143.2	5.55	153.2	21.04		
1510	3			16.9	5.41	143.9	5.59	153.1	26.31		
1515	3.5			17.0	5.40	144.6	5.62	153.4	19.92		
1520	4			17.1	5.38	145.3	5.68	153.5	18.31		
1525	4.5			17.1	5.36	145.5	5.69	153.5	16.29		
1530	5			17.1	5.37	145.6	5.69	153.6	19.80		

WELL CAPACITY (Gallons Per Foot): **0.75"** = 0.02; **1"** = 0.04; **1.25"** = 0.06; **2"** = 0.16; **3"** = 0.37; **4"** = 0.65; **5"** = 1.02; **6"** = 1.47; **12"** = 5.88

SAMPLING DATA

SAMPLED BY (PRINT) / AFFILIATION: Jim Dimitroff / AECOM	SAMPLER(S) SIGNATURE(S):	SAMPLE TIME: 1535

PUMP OR TUBING DEPTH IN WELL (feet): 47	TUBING MATERIAL CODE: LDPE	FIELD-FILTERED: Y (N) Filtration Equipment Type: --	FILTER SIZE: -- µm

FIELD DECONTAMINATION: PUMP (Y) N TUBING Y (N) (replaced) DUPLICATE: Y (N)

SAMPLE CONTAINER SPECIFICATION				SAMPLE PRESERVATION (including wet ice)			INTENDED ANALYSIS AND/OR METHOD	SAMPLING EQUIPMENT CODE	SAMPLE PUMP FLOW RATE (gal per minute)
SAMPLE ID CODE	# CONTAINERS	MATERIAL CODE	VOLUME	PRESERVATIVE USED	TOTAL VOL ADDED IN FIELD (mL)	FINAL pH			
MW-43	4	AG	40 mL	HCl	40 mL x 4		6200	ESP	0.1
MW-43	3	AG	40 mL	HCl	40 mL x 3		VPH		
MW-43	1	PP	250 mL	HNO_3	250 mL		Lead by 6010		

REMARKS:

MATERIAL CODES: **AG** = Amber Glass; **CG** = Clear Glass; **HDPE** = High Density Polyethylene; **LDPE** = Low Density Polyethylene; **PP** = Polypropylene; **S** = Silicone; **T** = Teflon; **O** = Other (Specify)

SAMPLING EQUIPMENT CODES: **APP** = After (Through) Peristaltic Pump; **B** = Bailer; **BP** = Bladder Pump; **ESP** = Electric Submersible Pump; **RFPP** = Reverse Flow Peristaltic Pump; **SM** = Straw Method (Tubing Gravity Drain); **O** = Other (Specify)

GROUNDWATER SAMPLING LOG

SITE NAME: 2020-L1-2448 Incident	SITE LOCATION: Huntersville, NC	PROJECT NUMBER: 60674226	WELL NAME: MW-45	DATE: 2/28/22

WELL DIAMETER (inches): 4	TUBING DIAMETER (inches): 3/8"	WELL SCREEN INTERVAL DEPTH: 13 ft. to 53 ft.	DEPTH TO WATER (feet): 41.14	PUMP TYPE OR BAILER: Monsoon

1 WELL VOLUME = (TD-DTW) x WELL CAPACITY

(53 ft. - 41.14 ft.) x 0.65 gal./ft. = 7.71 gallons

3 WELL VOLUMES = 1 WELL VOLUME X 3

7.71 gallons x 3 = 23.13 gallons

PUMP DEPTH IN WELL (feet): 50	PURGING INITIATED AT: 1300	PURGING ENDED AT: 1355	TOTAL VOLUME PURGED (gallons):

EQUIPMENT INFORMATION WATER QUALITY METER — MAKE/MODEL: YSI Pro Plus; SERIAL #: 15C101918

EQUIPMENT INFORMATION OIL/WATER INTERFACE PROBE — MAKE/MODEL: Heron H.Oil; SERIAL #: 01-7820

TIME	VOLUME PURGED (gallons)	PURGE RATE (gpm)	DEPTH TO WATER (feet)	TEMP. (°C)	DO (mg/L)	COND. (µS/cm)	pH (standard units)	ORP (mV)	TURB. (NTU)	COLOR (describe)	ODOR (describe)
STABILIZATION CRITERIA:			<0.3 ft. drawdown	within 3%	within 10% or <0.5 mg/L	within 3%	±0.1 unit	±10 mV	within 10% or <5 NTU	--	--
1300		0.1	41.62	17.0	7.24	665	6.81	127.9	16.43	Clear	None
1305	0.5		41.66	17.0	6.18	656	6.90	179.9	12.74		
1310	1		41.71	17.4	5.84	658	6.01	176.5	13.18		
1315	1.5		41.75	17.3	5.77	657	6.02	176.2	10.83		
1320	2		41.79	17.4	5.61	651	6.05	174.5	14.99		
1325	2.5		41.84	17.5	5.45	646	6.09	172.6	12.22		
1330	3		41.88	17.5	5.53	641	6.10	173.6	8.28		
1335	3.5		41.99	17.6	5.58	633	6.10	174.8	10.31		
1340	4		42.06	17.6	5.64	636	6.11	174.0	9.55		
1345	4.5		42.13	17.7	5.61	628	6.12	175.3	10.31		
1350	5		42.15	17.7	5.59	618	6.12	176.8	7.82		
1355	5.5		42.18	17.7	5.58	613	6.12	177.9	5.31		

WELL CAPACITY (Gallons Per Foot): **0.75"** = 0.02; **1"** = 0.04; **1.25"** = 0.06; **2"** = 0.16; **3"** = 0.37; **4"** = 0.65; **5"** = 1.02; **6"** = 1.47; **12"** = 5.88

SAMPLING DATA

SAMPLED BY (PRINT) / AFFILIATION: Jim Dimitroff / AECOM	SAMPLER(S) SIGNATURE(S):	SAMPLE TIME: 1400

PUMP OR TUBING DEPTH IN WELL (feet): 50	TUBING MATERIAL CODE: LDPE	FIELD-FILTERED: Y (N) Filtration Equipment Type: --	FILTER SIZE: -- µm

FIELD DECONTAMINATION: PUMP (Y) N TUBING Y (N) (replaced) DUPLICATE: Y (N)

SAMPLE ID CODE	# CONTAINERS	MATERIAL CODE	VOLUME	PRESERVATIVE USED	TOTAL VOL ADDED IN FIELD (mL)	FINAL pH	INTENDED ANALYSIS AND/OR METHOD	SAMPLING EQUIPMENT CODE	SAMPLE PUMP FLOW RATE (gal per minute)
MW-45	4	AG	40 mL	HCl	40 mL x 4	6.12	6200	ESP	0.1
MW-45	3	AG	40 mL	HCl	40 mL x 3	↓	VPH	↓	↓
MW-45	1	PP	250 mL	HNO_3	250 mL	↓	Lead by 6010	↓	↓

REMARKS:

MATERIAL CODES: **AG** = Amber Glass; **CG** = Clear Glass; **HDPE** = High Density Polyethylene; **LDPE** = Low Density Polyethylene; **PP** = Polypropylene; **S** = Silicone; **T** = Teflon; **O** = Other (Specify)

SAMPLING EQUIPMENT CODES: **APP** = After (Through) Peristaltic Pump; **B** = Bailer; **BP** = Bladder Pump; **ESP** = Electric Submersible Pump; **RFPP** = Reverse Flow Peristaltic Pump; **SM** = Straw Method (Tubing Gravity Drain); **O** = Other (Specify)

GROUNDWATER SAMPLING LOG

SITE NAME: 2020-L1-2448 Incident	SITE LOCATION: Huntersville, NC	PROJECT NUMBER: 60674226	WELL NAME: MW-46	DATE: 02-28-22

WELL DIAMETER (inches): 4	TUBING DIAMETER (inches):	WELL SCREEN INTERVAL DEPTH: 53.20 ft. to 43.20 ft.	DEPTH TO WATER (feet): 37.90	PUMP TYPE OR BAILER: MONSOON

1 WELL VOLUME = (TD-DTW) x WELL CAPACITY

(43.20 ft. - 37.90 ft.) x 0.65 gal./ft. = 3.45 gallons

3 WELL VOLUMES = 1 WELL VOLUME X 3

3.45 gallons x 3 = 10.34 gallons

PUMP DEPTH IN WELL (feet): 40	PURGING INITIATED AT: 0845	PURGING ENDED AT: 0935	TOTAL VOLUME PURGED (gallons): 2.0

EQUIPMENT INFORMATION WATER QUALITY METER — MAKE/MODEL: YSI PRO+ SERIAL #: 19J103974

EQUIPMENT INFORMATION OIL/WATER INTERFACE PROBE — MAKE/MODEL: H.OIL SERIAL #: 01-8348

TIME	VOLUME PURGED (gallons)	PURGE RATE (gpm)	DEPTH TO WATER (feet)	TEMP. (°C)	DO (mg/L)	COND. (µS/cm)	pH (standard units)	ORP (mV)	TURB. (NTU)	COLOR (describe)	ODOR (describe)
STABILIZATION CRITERIA:			<0.3 ft. drawdown	within 3%	within 10% or <0.5 mg/L	within 3%	±0.1 unit	±10 mV	within 10% or <5 NTU	--	--
0855	0.4	0.04	39.55	14.8	6.84	177.3	6.29	336.6	5.24	CLEAR	NONE
0900	0.6		39.47	15.9	6.35	179.9	6.30	336.3	7.23		
0905	0.8		39.59	16.8	6.18	186.1	6.29	333.6	6.75		
0910	1.0		39.70	16.4	5.91	186.3	6.31	331.5	10.96		
0915	1.2		39.88	16.5	5.72	186.6	6.31	326.7	8.14		
0920	1.4		40.06	16.8	5.47	187.7	6.31	323.9	7.44		
0925	1.6		40.22	16.9	5.40	188.3	6.30	322.6	6.83		
0930	1.8		40.36	17.0	5.29	188.9	6.30	322.2	6.27		
0935	2.0		40.50	17.2	5.12	189.8	6.29	321.5	6.91		

WELL CAPACITY (Gallons Per Foot): **0.75"** = 0.02; **1"** = 0.04; **1.25"** = 0.06; **2"** = 0.16; **3"** = 0.37; **4"** = 0.65; **5"** = 1.02; **6"** = 1.47; **12"** = 5.88

SAMPLING DATA

SAMPLED BY (PRINT) / AFFILIATION: SAM MOORE / AECOM	SAMPLER(S) SIGNATURE(S):	SAMPLE TIME: 0940

PUMP OR TUBING DEPTH IN WELL (feet): 40	TUBING MATERIAL CODE: LDPE	FIELD-FILTERED: Y (N) Filtration Equipment Type: --	FILTER SIZE: -- µm

FIELD DECONTAMINATION: PUMP (Y) N TUBING Y (N) (replaced) DUPLICATE: Y (N)

SAMPLE CONTAINER SPECIFICATION				SAMPLE PRESERVATION (including wet ice)			INTENDED ANALYSIS AND/OR METHOD	SAMPLING EQUIPMENT CODE	SAMPLE PUMP FLOW RATE (gal per minute)
SAMPLE ID CODE	# CONTAINERS	MATERIAL CODE	VOLUME	PRESERVATIVE USED	TOTAL VOL ADDED IN FIELD (mL)	FINAL pH			
MW-46	4	AG	40 mL	HCl	40 mL x 4	6.29	6200	ESP	0.04
MW-46	3	AG	40 mL	HCl	40 mL x 3	6.29	VPH	ESP	0.04
MW-46	1	PP	250 mL	HNO_3	250 mL	6.29	Lead by 6010	ESP	0.04

REMARKS:
Well stabilized before purge volume reached. Turbidity within 10%

MATERIAL CODES: **AG** = Amber Glass; **CG** = Clear Glass; **HDPE** = High Density Polyethylene; **LDPE** = Low Density Polyethylene; **PP** = Polypropylene; **S** = Silicone; **T** = Teflon; **O** = Other (Specify)

SAMPLING EQUIPMENT CODES: **APP** = After (Through) Peristaltic Pump; **B** = Bailer; **BP** = Bladder Pump; **ESP** = Electric Submersible Pump; **RFPP** = Reverse Flow Peristaltic Pump; **SM** = Straw Method (Tubing Gravity Drain); **O** = Other (Specify)

GROUNDWATER SAMPLING LOG

SITE NAME: 2020-L1-2448 Incident	SITE LOCATION: Huntersville, NC	PROJECT NUMBER: 60674226	WELL NAME: MW-49	DATE: 2/28/22

WELL DIAMETER (inches): 4	TUBING DIAMETER (inches): 3/8"	WELL SCREEN INTERVAL DEPTH: 15 ft. to 55 ft.	DEPTH TO WATER (feet): 39.13	PUMP TYPE OR BAILER: Monsoon

1 WELL VOLUME = (TD-DTW) x WELL CAPACITY

(55 ft. - 39.13 ft.) x 0.65 gal./ft. = 10.32 gallons

3 WELL VOLUMES = 1 WELL VOLUME X 3

10.32 gallons x 3 = 30.96 gallons

PUMP DEPTH IN WELL (feet): 50	PURGING INITIATED AT: 1430	PURGING ENDED AT: 1515	TOTAL VOLUME PURGED (gallons): 4.5

EQUIPMENT INFORMATION WATER QUALITY METER	MAKE/MODEL: YSI Pro Plus SERIAL #: 15C101918	EQUIPMENT INFORMATION OIL/WATER INTERFACE PROBE	MAKE/MODEL: Heron H. Oil SERIAL #: 01-7820

TIME	VOLUME PURGED (gallons)	PURGE RATE (gpm)	DEPTH TO WATER (feet)	TEMP. (°C)	DO (mg/L)	COND. (µS/cm)	pH (standard units)	ORP (mV)	TURB. (NTU)	COLOR (describe)	ODOR (describe)
STABILIZATION CRITERIA:			<0.3 ft. drawdown	within 3%	within 10% or <0.5 mg/L	within 3%	±0.1 unit	±10 mV	within 10% or <5 NTU	--	--
1430	0	0.1	39.25	16.2	6.66	171.0	6.45	135.5	397.9	cloudy lt red	None
1435	0.5		39.27	16.5	6.38	168.7	6.19	159.2	343.7		
1440	1		39.30	16.9	6.01	166.4	5.85	172.2	282.2		
1445	1.5		39.31	16.8	6.10	166.3	5.89	177.6	261.8		
1450	2		39.32	16.9	6.08	166.4	5.91	180.4	224.3		
1455	2.5		39.33	16.9	6.09	166.3	5.93	183.8	209.6		
1500	3		39.34	16.9	6.09	166.2	5.92	187.2	193.4		
1505	3.5		39.35	17.0	6.10	166.3	5.91	189.1	164.8		
1510	4		39.34	17.0	6.11	166.3	5.91	190.6	153.7		
1515	4.5		39.35	17.0	6.11	166.3	5.91	198.4	161.7		

WELL CAPACITY (Gallons Per Foot): **0.75"** = 0.02; **1"** = 0.04; **1.25"** = 0.06; **2"** = 0.16; **3"** = 0.37; **4"** = 0.65; **5"** = 1.02; **6"** = 1.47; **12"** = 5.88

SAMPLING DATA

SAMPLED BY (PRINT) / AFFILIATION: Jim Dimitroff / AECOM	SAMPLER(S) SIGNATURE(S):	SAMPLE TIME: 1515

PUMP OR TUBING DEPTH IN WELL (feet): 50	TUBING MATERIAL CODE: LDPE	FIELD-FILTERED: Y (N) Filtration Equipment Type: --	FILTER SIZE: -- µm

FIELD DECONTAMINATION: PUMP (Y) N TUBING Y (N) (replaced) DUPLICATE: Y (N)

SAMPLE CONTAINER SPECIFICATION				SAMPLE PRESERVATION (including wet ice)			INTENDED ANALYSIS AND/OR METHOD	SAMPLING EQUIPMENT CODE	SAMPLE PUMP FLOW RATE (gal per minute)
SAMPLE ID CODE	# CONTAINERS	MATERIAL CODE	VOLUME	PRESERVATIVE USED	TOTAL VOL ADDED IN FIELD (mL)	FINAL pH			
MW-49	4	AG	40 mL	HCl	40 mL x 4	5.91	6200	ESP	0.1
MW-49	3	AG	40 mL	HCl	40 mL x 3	5.91	VPH		
MW-49	1	PP	250 mL	HNO_3	250 mL	5.91	Lead by 6010		

REMARKS:

MATERIAL CODES: **AG** = Amber Glass; **CG** = Clear Glass; **HDPE** = High Density Polyethylene; **LDPE** = Low Density Polyethylene; **PP** = Polypropylene; **S** = Silicone; **T** = Teflon; **O** = Other (Specify)

SAMPLING EQUIPMENT CODES: **APP** = After (Through) Peristaltic Pump; **B** = Bailer; **BP** = Bladder Pump; **ESP** = Electric Submersible Pump; **RFPP** = Reverse Flow Peristaltic Pump; **SM** = Straw Method (Tubing Gravity Drain); **O** = Other (Specify)

GROUNDWATER SAMPLING LOG

SITE NAME: 2020-L1-2448 Incident	SITE LOCATION: Huntersville, NC	PROJECT NUMBER: 60639876	WELL NAME: MW-50	DATE: 2/28/22

WELL DIAMETER (inches): 4" PVC	TUBING DIAMETER (inches): 3/8"	WELL SCREEN INTERVAL DEPTH: 13 feet to 53 feet	DEPTH TO WATER (feet): 43.02	PUMP TYPE OR BAILER: Monsoon

1 WELL VOLUME = (TD-DTW) x WELL CAPACITY

(53 ft. - 43.02 ft.) x 0.65 gal./ft. = 6.487 gallons

3 WELL VOLUMES = 1 WELL VOLUME X 3

6.487 gallons x 3 = 19.461 gallons

PUMP DEPTH IN WELL (feet): 48	PURGING INITIATED AT: 0900	PURGING ENDED AT: 0935	TOTAL VOLUME PURGED (gallons): 3.5

TIME	VOLUME PURGED (gallons) (5 min = 0.33021S)	PURGE RATE (gpm)	DEPTH TO WATER (feet)	TEMP. (°C)	DO (mg/L)	COND. (µS/cm)	pH (standard units)	ORP (mV)	TURB. (NTU)	COLOR (describe)	ODOR (describe)
STABILIZATION CRITERIA:			<0.3 ft. drawdown	within 3%	within 10% or <0.5 mg/L	within 3%	±0.1 unit	±10 mV	within 10% or <5 NTU	--	--
0900	0	0.1	43.02	15.8	7.82	207.3	6.41	66.6	2.59	clear	none
0905	0.5		43.62	15.8	37.26	205.7	6.41	52.0	2.60		
0910	1		43.80	15.7	51.3	205.9	6.41	39.4	2.79		
0915	1.5		43.92	15.7	37.58	207.4	6.41	29.8	2.79		
0920	2.0		44.02	15.7	37.3	207.4	6.41	19.6	2.79		
0925	2.5		44.03	15.2	34.3	207.4	6.41	16.2	2.79		
0930	3.0		44.05	15.7	28.2	207.4	6.41	11.8	2.80		
0935	3.5		44.1	15.7	24.3	207.4	6.41	11.2	3.02		

WELL CAPACITY (Gallons Per Foot): **0.75"** = 0.02; **1"** = 0.04; **1.25"** = 0.06; **2"** = 0.16; **3"** = 0.37; **4"** = 0.65; **5"** = 1.02; **6"** = 1.47; **12"** = 5.88

SAMPLING DATA

SAMPLED BY (PRINT) / AFFILIATION: Erica Duncan	SAMPLER(S) SIGNATURE(S):	SAMPLE TIME: 0935

PUMP OR TUBING DEPTH IN WELL (feet): 48	TUBING MATERIAL CODE: LDPE	FIELD-FILTERED: Y (N) Filtration Equipment Type: --	FILTER SIZE: -- µm

FIELD DECONTAMINATION: PUMP (Y) N TUBING (Y) N (replaced) DUPLICATE: Y (N)

SAMPLE CONTAINER SPECIFICATION				SAMPLE PRESERVATION (including wet ice)			INTENDED ANALYSIS AND/OR METHOD	SAMPLING EQUIPMENT CODE	SAMPLE PUMP FLOW RATE (gal per minute)
SAMPLE ID CODE	# CONTAINERS	MATERIAL CODE	VOLUME	PRESERVATIVE USED	TOTAL VOL ADDED IN FIELD (mL)	FINAL pH			
MW-50	4	AG	40 mL	HCl	40 mL x 4	6.41	6200	ESP	0.1
	3	AG	40 mL	HCl	40 mL x 3		VPH		
	1	PP	250 mL	HNO_3	250 mL		Lead by 6010		
	3	AG	40 mL	HCl	40 mL x 3		8015		

REMARKS:

MATERIAL CODES: **AG** = Amber Glass; **CG** = Clear Glass; **HDPE** = High Density Polyethylene; **LDPE** = Low Density Polyethylene; **PP** = Polypropylene; **S** = Silicone; **T** = Teflon; **O** = Other (Specify)

SAMPLING EQUIPMENT CODES: **APP** = After (Through) Peristaltic Pump; **B** = Bailer; **BP** = Bladder Pump; **ESP** = Electric Submersible Pump; **RFPP** = Reverse Flow Peristaltic Pump; **SM** = Straw Method (Tubing Gravity Drain); **O** = Other (Specify)

GROUNDWATER SAMPLING LOG

SITE NAME: 2020-L1-2448 Incident	SITE LOCATION: Huntersville, NC	PROJECT NUMBER: 60674226	WELL NAME: MW-51	DATE: 2/28/22

WELL DIAMETER (inches): 4	TUBING DIAMETER (inches): 3/8"	WELL SCREEN INTERVAL DEPTH: 21 ft. to 51 ft.	DEPTH TO WATER (feet): 43.09	PUMP TYPE OR BAILER: Monsoon

1 WELL VOLUME = (TD-DTW) x WELL CAPACITY

(51 ft. - 43.09 ft.) x 0.65 gal./ft. = 5.14 gallons

3 WELL VOLUMES = 1 WELL VOLUME X 3

5.14 gallons x 3 = 15.42 gallons

PUMP DEPTH IN WELL (feet): 47	PURGING INITIATED AT: 1110	PURGING ENDED AT: 1155	TOTAL VOLUME PURGED (gallons): 4.5

EQUIPMENT INFORMATION WATER QUALITY METER — MAKE/MODEL: YSI Pro Plus; SERIAL #: 15C101918

EQUIPMENT INFORMATION OIL/WATER INTERFACE PROBE — MAKE/MODEL: Heron H. Oil; SERIAL #: 01-7820

TIME	VOLUME PURGED (gallons)	PURGE RATE (gpm)	DEPTH TO WATER (feet)	TEMP. (°C)	DO (mg/L)	COND. (µS/cm)	pH (standard units)	ORP (mV)	TURB. (NTU)	COLOR (describe)	ODOR (describe)
STABILIZATION CRITERIA:			<0.3 ft. drawdown	within 3%	within 10% or <0.5 mg/L	within 3%	±0.1 unit	±10 mV	within 10% or <5 NTU	--	--
1110	0	0.1	43.92	16.7	7.39	274.0	6.57	163.8	16.48	Clear	None
1115	0.5		44.18	17.1	7.21	278.3	6.51	164.1	23.4		
1120	1		44.55	17.3	7.09	284.4	6.46	164.8	28.3		
1125	1.5		44.73	17.6	6.79	287.0	6.39	165.7	39.42		
1130	2		44.92	17.7	6.33	290.1	6.36	169.2	48.74		
1135	2.5		45.09	17.8	6.18	295.2	6.31	173.1	128.3	Cloudy Red	
1140	3		45.31	17.8	5.92	299.3	6.29	177.8	429.4		
1145	3.5		45.55	17.8	5.77	304.2	6.28	180.0	926.7		
1150	4		45.63	17.8	5.73	301.8	6.28	181.3	875.4		
1155	4.5		45.70	17.8	5.71	303.9	6.28	182.8	901.8		

WELL CAPACITY (Gallons Per Foot): **0.75"** = 0.02; **1"** = 0.04; **1.25"** = 0.06; **2"** = 0.16; **3"** = 0.37; **4"** = 0.65; **5"** = 1.02; **6"** = 1.47; **12"** = 5.88

SAMPLING DATA

SAMPLED BY (PRINT) / AFFILIATION: Jim Dimitroff / AECOM	SAMPLER(S) SIGNATURE(S):	SAMPLE TIME:

PUMP OR TUBING DEPTH IN WELL (feet): 47	TUBING MATERIAL CODE: LDPE	FIELD-FILTERED: Y (N) Filtration Equipment Type: --	FILTER SIZE: -- µm

FIELD DECONTAMINATION: PUMP (Y) N TUBING Y (N) (replaced) DUPLICATE: Y (N)

SAMPLE CONTAINER SPECIFICATION				SAMPLE PRESERVATION (including wet ice)			INTENDED ANALYSIS AND/OR METHOD	SAMPLING EQUIPMENT CODE	SAMPLE PUMP FLOW RATE (gal per minute)
SAMPLE ID CODE	# CONTAINERS	MATERIAL CODE	VOLUME	PRESERVATIVE USED	TOTAL VOL ADDED IN FIELD (mL)	FINAL pH			
MW-51	4	AG	40 mL	HCl	40 mL x 4	6.28	6200	ESP	0.1
MW-51	3	AG	40 mL	HCl	40 mL x 3		VPH		
MW-51	1	PP	250 mL	HNO_3	250 mL		Lead by 6010		

REMARKS:

MATERIAL CODES: **AG** = Amber Glass; **CG** = Clear Glass; **HDPE** = High Density Polyethylene; **LDPE** = Low Density Polyethylene; **PP** = Polypropylene; **S** = Silicone; **T** = Teflon; **O** = Other (Specify)

SAMPLING EQUIPMENT CODES: **APP** = After (Through) Peristaltic Pump; **B** = Bailer; **BP** = Bladder Pump; **ESP** = Electric Submersible Pump; **RFPP** = Reverse Flow Peristaltic Pump; **SM** = Straw Method (Tubing Gravity Drain); **O** = Other (Specify)

GROUNDWATER SAMPLING LOG

SITE NAME: 2020-L1-2448 Incident	SITE LOCATION: Huntersville, NC	PROJECT NUMBER: 60674226	WELL NAME: MW-52	DATE: 3-3-22

WELL DIAMETER (inches): 4	TUBING DIAMETER (inches):	WELL SCREEN INTERVAL DEPTH: 26.98 ft. to 56.98 ft.	DEPTH TO WATER (feet): 40.62	PUMP TYPE OR BAILER: MONSOON

1 WELL VOLUME = (TD-DTW) x WELL CAPACITY

(56.98 ft. - 40.62 ft.) x 0.65 gal./ft. = 10.63 gallons

3 WELL VOLUMES = 1 WELL VOLUME X 3

10.63 gallons x 3 = 31.90 gallons

PUMP DEPTH IN WELL (feet): 50	PURGING INITIATED AT: 1210	PURGING ENDED AT: 1250	TOTAL VOLUME PURGED (gallons): 1.6

EQUIPMENT INFORMATION WATER QUALITY METER	MAKE/MODEL: YSI PRO+ SERIAL #: 19J103974	EQUIPMENT INFORMATION OIL/WATER INTERFACE PROBE	MAKE/MODEL: H.OIL SERIAL #: D1-8348

TIME	VOLUME PURGED (gallons)	PURGE RATE (gpm)	DEPTH TO WATER (feet)	TEMP. (°C)	DO (mg/L)	COND. (µS/cm)	pH (standard units)	ORP (mV)	TURB. (NTU)	COLOR (describe)	ODOR (describe)
STABILIZATION CRITERIA:			<0.3 ft. drawdown	within 3%	within 10% or <0.5 mg/L	within 3%	±0.1 unit	±10 mV	within 10% or <5 NTU	--	--
1220	0.4	0.04	40.87	17.0	5.03	190.2	6.51	22.4	2.39	CLEAR	STRONG
1225	0.6		40.87	17.0	4.72	190.4	6.50	15.0	1.70		
1230	0.8		40.87	17.2	4.52	191.2	6.50	8.8	2.04		
1235	1.0		40.87	17.4	4.33	191.9	6.50	5.9	1.69		
1240	1.2		40.87	17.4	4.28	192.0	6.50	4.5	2.27		
1245	1.4		40.87	17.6	4.17	192.5	6.50	2.3	1.73		
1250	1.6		40.87	17.7	3.99	192.8	6.50	0.1	1.46		

WELL CAPACITY (Gallons Per Foot): **0.75"** = 0.02; **1"** = 0.04; **1.25"** = 0.06; **2"** = 0.16; **3"** = 0.37; **4"** = 0.65; **5"** = 1.02; **6"** = 1.47; **12"** = 5.88

SAMPLING DATA

SAMPLED BY (PRINT) / AFFILIATION: SAM MOORE/AECOM	SAMPLER(S) SIGNATURE(S):	SAMPLE TIME: 1255
PUMP OR TUBING DEPTH IN WELL (feet): 50	TUBING MATERIAL CODE: LDPE	FIELD-FILTERED: Y (N) Filtration Equipment Type: -- FILTER SIZE: -- µm

FIELD DECONTAMINATION: PUMP (Y) N TUBING Y (N)(replaced) DUPLICATE: Y (N)

SAMPLE CONTAINER SPECIFICATION				SAMPLE PRESERVATION (including wet ice)			INTENDED ANALYSIS AND/OR METHOD	SAMPLING EQUIPMENT CODE	SAMPLE PUMP FLOW RATE (gal per minute)
SAMPLE ID CODE	# CONTAINERS	MATERIAL CODE	VOLUME	PRESERVATIVE USED	TOTAL VOL ADDED IN FIELD (mL)	FINAL pH			
MW-52	4	AG	40 mL	HCl	40 mL x 4	6.50	6200	ESP	0.04
	3	AG	40 mL	HCl	40 mL x 3		VPH		
	1	PP	250 mL	HNO_3	250 mL		Lead by 6010		

REMARKS:

Well stabilized before purge volume reached. Turbidity is less than 5 NTU. Strong odor observed, but no sheen or layering.

MATERIAL CODES: **AG** = Amber Glass; **CG** = Clear Glass; **HDPE** = High Density Polyethylene; **LDPE** = Low Density Polyethylene; **PP** = Polypropylene; **S** = Silicone; **T** = Teflon; **O** = Other (Specify)

SAMPLING EQUIPMENT CODES: **APP** = After (Through) Peristaltic Pump; **B** = Bailer; **BP** = Bladder Pump; **ESP** = Electric Submersible Pump; **RFPP** = Reverse Flow Peristaltic Pump; **SM** = Straw Method (Tubing Gravity Drain); **O** = Other (Specify)

GROUNDWATER SAMPLING LOG

SITE NAME: 2020-L1-2448 Incident	SITE LOCATION: Huntersville, NC	PROJECT NUMBER: 60674226	WELL NAME: MW-53	DATE: 3/2/22

WELL DIAMETER (inches): 4	TUBING DIAMETER (inches): 3/8"	WELL SCREEN INTERVAL DEPTH: 43 ft. to 63 ft.	DEPTH TO WATER (feet): 35.56	PUMP TYPE OR BAILER: Monsoon

1 WELL VOLUME = (TD-DTW) x WELL CAPACITY

(63 ft. - 35.56 ft.) x 0.65 gal./ft. = 17.84 gallons

3 WELL VOLUMES = 1 WELL VOLUME X 3

17.84 gallons x 3 = 53.52 gallons

PUMP DEPTH IN WELL (feet): 55	PURGING INITIATED AT: 1045	PURGING ENDED AT: 1125	TOTAL VOLUME PURGED (gallons): 4

EQUIPMENT INFORMATION WATER QUALITY METER — MAKE/MODEL: YSI Pro Plus; SERIAL #: 15C101918

EQUIPMENT INFORMATION OIL/WATER INTERFACE PROBE — MAKE/MODEL: Heron H. Oil; SERIAL #: 01-7820

TIME	VOLUME PURGED (gallons)	PURGE RATE (gpm)	DEPTH TO WATER (feet)	TEMP. (°C)	DO (mg/L)	COND. (µS/cm)	pH (standard units)	ORP (mV)	TURB. (NTU)	COLOR (describe)	ODOR (describe)
STABILIZATION CRITERIA:			<0.3 ft. drawdown	within 3%	within 10% or <0.5 mg/L	within 3%	±0.1 unit	±10 mV	within 10% or <5 NTU	--	--
1045	0	0.1	35.71	15.3	0.75	161.5	6.36	71.3	218.1	Clear	None
1050	0.5		35.76	15.6	0.55	182.6	6.16	57.4	191.7		
1055	1		35.79	15.4	0.58	181.7	6.13	56.6	159.1		
1100	1.5		35.83	15.7	0.49	182.6	6.12	55.2	121.2		
1105	2		35.86	15.6	0.47	182.5	6.11	53.6	100.4		
1110	2.5		35.91	15.7	0.43	182.6	6.10	54.1	96.7		
1115	3		35.96	15.9	0.38	182.8	6.09	54.5	83.01		
1120	3.5		36.00	15.9	0.35	182.7	6.09	54.6	92.63		
1125	4		36.04	15.9	0.35	182.7	6.09	54.8	87.33		

WELL CAPACITY (Gallons Per Foot): **0.75"** = 0.02; **1"** = 0.04; **1.25"** = 0.06; **2"** = 0.16; **3"** = 0.37; **4"** = 0.65; **5"** = 1.02; **6"** = 1.47; **12"** = 5.88

SAMPLING DATA

SAMPLED BY (PRINT) / AFFILIATION: Jim Dimitroff / AECOM	SAMPLER(S) SIGNATURE(S):	SAMPLE TIME: 1130

PUMP OR TUBING DEPTH IN WELL (feet):

TUBING MATERIAL CODE: LDPE

FIELD-FILTERED: Y (N) Filtration Equipment Type: --

FILTER SIZE: -- µm

FIELD DECONTAMINATION: PUMP Y N N/A TUBING Y N (replaced) N/A

DUPLICATE: Y (N)

SAMPLE CONTAINER SPECIFICATION				SAMPLE PRESERVATION (including wet ice)			INTENDED ANALYSIS AND/OR METHOD	SAMPLING EQUIPMENT CODE	SAMPLE PUMP FLOW RATE (gal per minute)
SAMPLE ID CODE	# CONTAINERS	MATERIAL CODE	VOLUME	PRESERVATIVE USED	TOTAL VOL ADDED IN FIELD (mL)	FINAL pH			
MW-53	4	AG	40 mL	HCl	40 mL x 4	6.07	6200	ESP	0.1
MW-53	3	AG	40 mL	HCl	40 mL x 3		VPH		
MW-53	1	PP	250 mL	HNO_3	250 mL		Lead by 6010		

REMARKS:

MATERIAL CODES: **AG** = Amber Glass; **CG** = Clear Glass; **HDPE** = High Density Polyethylene; **LDPE** = Low Density Polyethylene; **PP** = Polypropylene; **S** = Silicone; **T** = Teflon; **O** = Other (Specify)

SAMPLING EQUIPMENT CODES: **APP** = After (Through) Peristaltic Pump; **B** = Bailer; **BP** = Bladder Pump; **ESP** = Electric Submersible Pump; **RFPP** = Reverse Flow Peristaltic Pump; **SM** = Straw Method (Tubing Gravity Drain); **O** = Other (Specify)

GROUNDWATER SAMPLING LOG

SITE NAME: 2020-L1-2448 Incident	SITE LOCATION: Huntersville, NC	PROJECT NUMBER: 60674226	WELL NAME: MW-56	DATE: 02/28/2022

WELL DIAMETER (inches): 2	TUBING DIAMETER (inches): 3/8	WELL SCREEN INTERVAL DEPTH: 13.26 ft. to 43.26 ft.	DEPTH TO WATER (feet): 12.71	PUMP TYPE OR BAILER: Monsoon

1 WELL VOLUME = (TD-DTW) x WELL CAPACITY

(43.26 ft. - 12.71 ft.) x 0.16 gal./ft. = 19.86 gallons

3 WELL VOLUMES = 1 WELL VOLUME X 3

59.97 gallons x 3 = _____ gallons

PUMP DEPTH IN WELL (feet): 20	PURGING INITIATED AT: 1435	PURGING ENDED AT: 1455	TOTAL VOLUME PURGED (gallons): 2.0

EQUIPMENT INFORMATION WATER QUALITY METER	MAKE/MODEL: YSI Pro Plus SERIAL #: 18C104596	EQUIPMENT INFORMATION OIL/WATER INTERFACE PROBE	MAKE/MODEL: Herron Dipper T. SERIAL #: 01-8003

TIME	VOLUME PURGED (gallons)	PURGE RATE (gpm)	DEPTH TO WATER (feet)	TEMP. (°C)	DO (mg/L)	COND. (µS/cm)	pH (standard units)	ORP (mV)	TURB. (NTU)	COLOR (describe)	ODOR (describe)
STABILIZATION CRITERIA:			<0.3 ft. drawdown	within 3%	within 10% or <0.5 mg/L	within 3%	±0.1 unit	±10 mV	within 10% or <5 NTU	--	--
1435	0.00	0.1	13.08	16.1	7.35	155.5	6.12	124.6	2.72	Clear	None
1440	0.5	↓	12.99	16.7	6.23	157.3	6.06	130.2	2.50	↓	↓
1445	1.0	↓	13.23	16.1	5.78	154.1	6.03	134.4	1.91	↓	↓
1450	1.5	↓	13.31	16.1	5.70	153.7	6.04	135.8	1.23	↓	↓
1455	2.0	↓	13.37	15.9	5.54	152.9	6.01	138.5	1.78	↓	↓

AOM 03/02/22

WELL CAPACITY (Gallons Per Foot): **0.75"** = 0.02; **1"** = 0.04; **1.25"** = 0.06; **2"** = 0.16; **3"** = 0.37; **4"** = 0.65; **5"** = 1.02; **6"** = 1.47; **12"** = 5.88

SAMPLING DATA

SAMPLED BY (PRINT) / AFFILIATION: Andrew O'malia / AECOM	SAMPLER(S) SIGNATURE(S): AOm	SAMPLE TIME: 1500

PUMP OR TUBING DEPTH IN WELL (feet): 20	TUBING MATERIAL CODE: LDPE	FIELD-FILTERED: Y (N) Filtration Equipment Type: --	FILTER SIZE: -- µm

FIELD DECONTAMINATION: PUMP (Y) N TUBING Y (N (replaced)) DUPLICATE: (Y) N

SAMPLE CONTAINER SPECIFICATION				SAMPLE PRESERVATION (including wet ice)			INTENDED ANALYSIS AND/OR METHOD	SAMPLING EQUIPMENT CODE	SAMPLE PUMP FLOW RATE (gal per minute)
SAMPLE ID CODE	# CONTAINERS	MATERIAL CODE	VOLUME	PRESERVATIVE USED	TOTAL VOL ADDED IN FIELD (mL)	FINAL pH			
MW-56	4	AG	40 mL	HCl	40 mL x 4	6.01	6200	ESP	0.1
↓	3	AG	40 mL	HCl	40 mL x 3	↓	VPH	↓	↓
↓	1	PP	250 mL	HNO_3	250 mL	↓	Lead by 6010	↓	↓

REMARKS: DUP-1 - 20220302 collected.

MATERIAL CODES: **AG** = Amber Glass; **CG** = Clear Glass; **HDPE** = High Density Polyethylene; **LDPE** = Low Density Polyethylene; **PP** = Polypropylene; **S** = Silicone; **T** = Teflon; **O** = Other (Specify)

SAMPLING EQUIPMENT CODES: **APP** = After (Through) Peristaltic Pump; **B** = Bailer; **BP** = Bladder Pump; **ESP** = Electric Submersible Pump; **RFPP** = Reverse Flow Peristaltic Pump; **SM** = Straw Method (Tubing Gravity Drain); **O** = Other (Specify)

GROUNDWATER SAMPLING LOG

SITE NAME: 2020-L1-2448 Incident	SITE LOCATION: Huntersville, NC	PROJECT NUMBER: 60674226	WELL NAME: MW-57	DATE: 02/28/2022

WELL DIAMETER (inches): 2	TUBING DIAMETER (inches): 3/8	WELL SCREEN INTERVAL DEPTH: 13.13 ft. to 48.24 ft.	DEPTH TO WATER (feet): 15.78	PUMP TYPE OR BAILER: Monsoon

1 WELL VOLUME = (TD-DTW) x WELL CAPACITY

(48.24 ft. - 15.78 ft.) x 0.16 gal./ft. = 5.19 gallons

3 WELL VOLUMES = 1 WELL VOLUME X 3

5.19 gallons x 3 = 15.58 gallons

PUMP DEPTH IN WELL (feet): 21	PURGING INITIATED AT: 0920	PURGING ENDED AT: 0955	TOTAL VOLUME PURGED (gallons): 3.5

EQUIPMENT INFORMATION WATER QUALITY METER — MAKE/MODEL: YSI Pro Plus — SERIAL #: 18C104596

EQUIPMENT INFORMATION OIL/WATER INTERFACE PROBE — MAKE/MODEL: Herron Dipper T. — SERIAL #: 01-8003

TIME	VOLUME PURGED (gallons)	PURGE RATE (gpm)	DEPTH TO WATER (feet)	TEMP. (°C)	DO (mg/L)	COND. (µS/cm)	pH (standard units)	ORP (mV)	TURB. (NTU)	COLOR (describe)	ODOR (describe)
STABILIZATION CRITERIA:			<0.3 ft. drawdown	within 3%	within 10% or <0.5 mg/L	within 3%	±0.1 unit	±10 mV	within 10% or <5 NTU	--	--
0920	0.00	0.1	15.96	13.7	6.72	143.8	6.06	140.4	49.06	Clear	None
0925	0.5		15.98	13.9	5.78	149.8	6.08	146.2	37.28		
0930	1.0		15.95	13.8	5.66	149.5	6.07	149.1	45.21		
0935	1.5		16.00	14.3	5.33	151.0	6.05	153.0	50.09		
0940	2.0		15.97	14.2	5.21	150.4	6.04	155.5	32.69		
0945	2.5		15.94	14.2	5.50	150.4	6.03	158.0	42.76		
0950	3.0		15.96	14.3	5.28	150.5	6.01	160.9	41.47		
0955	3.5		15.99	13.9	5.26	151.2	6.01	162.4	43.30		

A O'M 03/02/22

WELL CAPACITY (Gallons Per Foot): **0.75"** = 0.02; **1"** = 0.04; **1.25"** = 0.06; **2"** = 0.16; **3"** = 0.37; **4"** = 0.65; **5"** = 1.02; **6"** = 1.47; **12"** = 5.88

SAMPLING DATA

SAMPLED BY (PRINT) / AFFILIATION: Andrew O'Malia / AECOM	SAMPLER(S) SIGNATURE(S): A O'M	SAMPLE TIME: 1000

PUMP OR TUBING DEPTH IN WELL (feet):	TUBING MATERIAL CODE: LDPE	FIELD-FILTERED: Y (N) Filtration Equipment Type: --	FILTER SIZE: -- µm

FIELD DECONTAMINATION: PUMP (Y) N TUBING Y (N (replaced)) DUPLICATE: Y (N)

SAMPLE CONTAINER SPECIFICATION				SAMPLE PRESERVATION (including wet ice)			INTENDED ANALYSIS AND/OR METHOD	SAMPLING EQUIPMENT CODE	SAMPLE PUMP FLOW RATE (gal per minute)
SAMPLE ID CODE	# CONTAINERS	MATERIAL CODE	VOLUME	PRESERVATIVE USED	TOTAL VOL ADDED IN FIELD (mL)	FINAL pH			
MW-57	4	AG	40 mL	HCl	40 mL x 4	6.01	6200	ESP	0.1
	3	AG	40 mL	HCl	40 mL x 3		VPH		
	1	PP	250 mL	HNO_3	250 mL		Lead by 6010		

REMARKS:

MATERIAL CODES: **AG** = Amber Glass; **CG** = Clear Glass; **HDPE** = High Density Polyethylene; **LDPE** = Low Density Polyethylene; **PP** = Polypropylene; **S** = Silicone; **T** = Teflon; **O** = Other (Specify)

SAMPLING EQUIPMENT CODES: **APP** = After (Through) Peristaltic Pump; **B** = Bailer; **BP** = Bladder Pump; **ESP** = Electric Submersible Pump; **RFPP** = Reverse Flow Peristaltic Pump; **SM** = Straw Method (Tubing Gravity Drain); **O** = Other (Specify)

GROUNDWATER SAMPLING LOG

SITE NAME: 2020-L1-2448 Incident	SITE LOCATION: Huntersville, NC	PROJECT NUMBER: 60674226	WELL NAME: MW-57D	DATE: 02/28/2022

WELL DIAMETER (inches): 2	TUBING DIAMETER (inches): 3/8	WELL SCREEN INTERVAL DEPTH: 98.18 ft. to 111.46 ft.	DEPTH TO WATER (feet): 15.57	PUMP TYPE OR BAILER: Monsoon

1 WELL VOLUME = (TD-DTW) x WELL CAPACITY

(111.46 ft. - 15.57 ft.) x 0.16 gal./ft. = 15.34 gallons

3 WELL VOLUMES = 1 WELL VOLUME X 3

15.34 gallons x 3 = 46.03 gallons

PUMP DEPTH IN WELL (feet): 105	PURGING INITIATED AT: 1040	PURGING ENDED AT: 1205	TOTAL VOLUME PURGED (gallons): 3.40

EQUIPMENT INFORMATION WATER QUALITY METER — MAKE/MODEL: YSI Pro Plus; SERIAL #: 18C104596

EQUIPMENT INFORMATION OIL/WATER INTERFACE PROBE — MAKE/MODEL: Heron Dipper T.; SERIAL #: 01-8003

TIME	VOLUME PURGED (gallons)	PURGE RATE (gpm)	DEPTH TO WATER (feet)	TEMP. (°C)	DO (mg/L)	COND. (µS/cm)	pH (standard units)	ORP (mV)	TURB. (NTU)	COLOR (describe)	ODOR (describe)
STABILIZATION CRITERIA:			<0.3 ft. drawdown	within 3%	within 10% or <0.5 mg/L	within 3%	±0.1 unit	±10 mV	within 10% or <5 NTU	--	--
1040	0.00	0.04	15.60	15.4	7.30	234.6	8.61	151.3	7.92	Clear	None
1045	0.20		16.14	15.2	6.58	233.4	8.67	139.6	33.48		
1050	0.40		17.23	15.5	5.95	236.2	8.66	128.2	29.05		
1055	0.60		17.97	15.2	5.55	235.1	8.68	114.0	31.53		
1100	0.80		18.55	15.1	5.28	235.7	8.68	109.4	40.10		
1105	1.0		19.16	15.0	5.03	233.3	8.69	104.2	35.89		
1110	1.20		19.69	15.5	4.71	234.8	8.67	99.9	34.27		
1115	1.40		20.14	15.6	4.55	236.3	8.67	96.3	24.48		
1120	1.60		20.61	15.5	4.32	236.6	8.68	91.4	28.63		
1125	1.80		21.41	15.7	4.07	236.5	8.68	88.8	27.01		
1130	2.0		21.83	16.2	3.88	239.7	8.69	82.4	24.98		
1135	2.20		22.12	16.1	3.57	239.3	8.70	78.9	25.75		
1140	2.40		22.36	15.8	3.53	238.6	8.71	75.6	20.41		
1145	2.60		22.71	15.3	3.27	236.8	8.73	72.1	18.29		
1150	2.80		22.99	15.5	3.29	236.9	8.73	69.4	17.66		
1155	3.0		23.10	15.9	2.99	238.2	8.71	68.5	16.15		
1200	3.20		23.17	16.1	2.93	239.2	8.72	67.7	15.70		
1205	3.40		23.26	16.2	2.97	240.1	8.73	66.8	15.63		

A O'M 03/02/22

WELL CAPACITY (Gallons Per Foot): **0.75"** = 0.02; **1"** = 0.04; **1.25"** = 0.06; **2"** = 0.16; **3"** = 0.37; **4"** = 0.65; **5"** = 1.02; **6"** = 1.47; **12"** = 5.88

SAMPLING DATA

SAMPLED BY (PRINT) / AFFILIATION: Andrew O'malia / AECOM	SAMPLER(S) SIGNATURE(S): A O'M	SAMPLE TIME: 1210

PUMP OR TUBING DEPTH IN WELL (feet): 105	TUBING MATERIAL CODE: LDPE	FIELD-FILTERED: Y (N) Filtration Equipment Type: --	FILTER SIZE: -- µm

FIELD DECONTAMINATION: PUMP (Y) N TUBING Y (N (replaced)) DUPLICATE: Y (N)

SAMPLE CONTAINER SPECIFICATION				SAMPLE PRESERVATION (including wet ice)			INTENDED ANALYSIS AND/OR METHOD	SAMPLING EQUIPMENT CODE	SAMPLE PUMP FLOW RATE (gal per minute)
SAMPLE ID CODE	# CONTAINERS	MATERIAL CODE	VOLUME	PRESERVATIVE USED	TOTAL VOL ADDED IN FIELD (mL)	FINAL pH			
MW-57D	4	AG	40 mL	HCl	40 mL x 4	8.73	6200	ESP	0.04
	3	AG	40 mL	HCl	40 mL x 3		VPH		
	1	PP	250 mL	HNO_3	250 mL		Lead by 6010		

REMARKS:

MATERIAL CODES: **AG** = Amber Glass; **CG** = Clear Glass; **HDPE** = High Density Polyethylene; **LDPE** = Low Density Polyethylene; **PP** = Polypropylene; **S** = Silicone; **T** = Teflon; **O** = Other (Specify)

SAMPLING EQUIPMENT CODES: **APP** = After (Through) Peristaltic Pump; **B** = Bailer; **BP** = Bladder Pump; **ESP** = Electric Submersible Pump; **RFPP** = Reverse Flow Peristaltic Pump; **SM** = Straw Method (Tubing Gravity Drain); **O** = Other (Specify)

GROUNDWATER SAMPLING LOG

SITE NAME: 2020-L1-2448 Incident	SITE LOCATION: Huntersville, NC	PROJECT NUMBER: 60674226	WELL NAME: MW-58	DATE: 3-3-22

WELL DIAMETER (inches): 4	TUBING DIAMETER (inches):	WELL SCREEN INTERVAL DEPTH: 23.05 ft. to 53.05 ft.	DEPTH TO WATER (feet): 34.66	PUMP TYPE OR BAILER: Monsoon

1 WELL VOLUME = (TD-DTW) x WELL CAPACITY

(53.05 ft. - 34.66 ft.) x 0.65 gal./ft. = 11.95 gallons

3 WELL VOLUMES = 1 WELL VOLUME X 3

11.95 gallons x 3 = 35.86 gallons

PUMP DEPTH IN WELL (feet): 45	PURGING INITIATED AT: 0905	PURGING ENDED AT: 0955	TOTAL VOLUME PURGED (gallons):

EQUIPMENT INFORMATION WATER QUALITY METER	MAKE/MODEL: YSI PRO+ SERIAL #: 19J103974	EQUIPMENT INFORMATION OIL/WATER INTERFACE PROBE	MAKE/MODEL: H.OIL SERIAL #: D1-8348

TIME	VOLUME PURGED (gallons)	PURGE RATE (gpm)	DEPTH TO WATER (feet)	TEMP. (°C)	DO (mg/L)	COND. (µS/cm)	pH (standard units)	ORP (mV)	TURB. (NTU)	COLOR (describe)	ODOR (describe)
STABILIZATION CRITERIA:			<0.3 ft. drawdown	within 3%	within 10% or <0.5 mg/L	within 3%	±0.1 unit	±10 mV	within 10% or <5 NTU	--	--
0915	0.6	0.06	35.25	14.9	7.69	103.9	6.46	187.0	8.87	CLEAR	NONE
0920	0.9		35.33	15.2	7.49	104.2	6.45	199.8	7.19		
0925	1.2		35.45	15.4	7.32	104.4	6.44	214.6	7.38		
0930	1.5		35.58	15.5	7.18	104.3	6.43	228.1	8.45		
0935	1.8		35.66	15.6	7.06	104.7	6.43	235.6	9.40		
0940	2.1		35.71	15.7	7.01	104.7	6.42	238.6	6.91		
0945	2.4		35.76	15.8	6.91	104.5	6.41	244.6	7.86		
0950	2.7		35.81	15.8	6.87	104.3	6.41	249.2	7.39		
0955	3.0		35.85	15.9	6.86	104.0	6.40	254.9	8.04		

WELL CAPACITY (Gallons Per Foot): **0.75"** = 0.02; **1"** = 0.04; **1.25"** = 0.06; **2"** = 0.16; **3"** = 0.37; **4"** = 0.65; **5"** = 1.02; **6"** = 1.47; **12"** = 5.88

SAMPLING DATA

SAMPLED BY (PRINT) / AFFILIATION: Sam Moore/AECOM	SAMPLER(S) SIGNATURE(S): [signature]	SAMPLE TIME: 1000
PUMP OR TUBING DEPTH IN WELL (feet): 45	TUBING MATERIAL CODE: LDPE	FIELD-FILTERED: Y (N) Filtration Equipment Type: -- FILTER SIZE: -- µm

FIELD DECONTAMINATION: PUMP (Y) N TUBING Y (N)(replaced) DUPLICATE: Y (N)

SAMPLE CONTAINER SPECIFICATION				SAMPLE PRESERVATION (including wet ice)			INTENDED ANALYSIS AND/OR METHOD	SAMPLING EQUIPMENT CODE	SAMPLE PUMP FLOW RATE (gal per minute)
SAMPLE ID CODE	# CONTAINERS	MATERIAL CODE	VOLUME	PRESERVATIVE USED	TOTAL VOL ADDED IN FIELD (mL)	FINAL pH			
MW-58	4	AG	40 mL	HCl	40 mL x 4	6.40	6200	ESP	0.06
|	3	AG	40 mL	HCl	40 mL x 3	|	VPH	|	|
|	1	PP	250 mL	HNO_3	250 mL	|	Lead by 6010	|	|

REMARKS:

Well stabilized before purge volume reached. Turbidity is within 10%. DUP-2-20220303 collected.

MATERIAL CODES: **AG** = Amber Glass; **CG** = Clear Glass; **HDPE** = High Density Polyethylene; **LDPE** = Low Density Polyethylene; **PP** = Polypropylene; **S** = Silicone; **T** = Teflon; **O** = Other (Specify)

SAMPLING EQUIPMENT CODES: **APP** = After (Through) Peristaltic Pump; **B** = Bailer; **BP** = Bladder Pump; **ESP** = Electric Submersible Pump; **RFPP** = Reverse Flow Peristaltic Pump; **SM** = Straw Method (Tubing Gravity Drain); **O** = Other (Specify)

GROUNDWATER SAMPLING LOG

SITE NAME: 2020-L1-2448 Incident	SITE LOCATION: Huntersville, NC	PROJECT NUMBER: 60674226	WELL NAME: MW-59	DATE: 3-3-22

WELL DIAMETER (inches): 4	TUBING DIAMETER (inches):	WELL SCREEN INTERVAL DEPTH: 22.93 ft. to 52.93 ft.	DEPTH TO WATER (feet): 37.14	PUMP TYPE OR BAILER: MONSOON

1 WELL VOLUME = (TD-DTW) x WELL CAPACITY

(52.93 ft. - 37.14 ft.) x 0.65 gal./ft. = 10.25 gallons

3 WELL VOLUMES = 1 WELL VOLUME X 3

10.25 gallons x 3 = 30.75 gallons

PUMP DEPTH IN WELL (feet): 45	PURGING INITIATED AT: 1050	PURGING ENDED AT: 1120	TOTAL VOLUME PURGED (gallons): 3.10

EQUIPMENT INFORMATION WATER QUALITY METER — MAKE/MODEL: YSI PRO+ — SERIAL #: 19J103974

EQUIPMENT INFORMATION OIL/WATER INTERFACE PROBE — MAKE/MODEL: H.OIL — SERIAL #: DI-8348

TIME	VOLUME PURGED (gallons)	PURGE RATE (gpm)	DEPTH TO WATER (feet)	TEMP. (°C)	DO (mg/L)	COND. (µS/cm)	pH (standard units)	ORP (mV)	TURB. (NTU)	COLOR (describe)	ODOR (describe)
STABILIZATION CRITERIA:			<0.3 ft. drawdown	within 3%	within 10% or <0.5 mg/L	within 3%	±0.1 unit	±10 mV	within 10% or <5 NTU	--	--
1100	0.7	0.07	37.49	16.2	3.88	1120	6.25	189.6	6.05	CLEAR	NONE
1105	1.05	|	37.53	16.5	3.53	112.7	6.25	212.0	4.90	|	|
1110	1.4	|	37.53	16.4	3.49	112.4	6.25	216.5	4.94	|	|
1115	1.75	|	37.53	16.5	3.44	112.4	6.24	222.4	4.41	|	|
1120	3.10	|	37.53	16.5	3.48	112.2	6.24	225.7	3.88	|	|

WELL CAPACITY (Gallons Per Foot): **0.75"** = 0.02; **1"** = 0.04; **1.25"** = 0.06; **2"** = 0.16; **3"** = 0.37; **4"** = 0.65; **5"** = 1.02; **6"** = 1.47; **12"** = 5.88

SAMPLING DATA

SAMPLED BY (PRINT) / AFFILIATION: SAM MOORE/AECOM	SAMPLER(S) SIGNATURE(S): [signature]	SAMPLE TIME: 1125
PUMP OR TUBING DEPTH IN WELL (feet): 45	TUBING MATERIAL CODE: LDPE	FIELD-FILTERED: Y (N) Filtration Equipment Type: -- FILTER SIZE: -- µm

FIELD DECONTAMINATION: PUMP (Y) N TUBING Y (N)(replaced) DUPLICATE: Y (N)

SAMPLE CONTAINER SPECIFICATION				SAMPLE PRESERVATION (including wet ice)			INTENDED ANALYSIS AND/OR METHOD	SAMPLING EQUIPMENT CODE	SAMPLE PUMP FLOW RATE (gal per minute)
SAMPLE ID CODE	# CONTAINERS	MATERIAL CODE	VOLUME	PRESERVATIVE USED	TOTAL VOL ADDED IN FIELD (mL)	FINAL pH			
MW-59	4	AG	40 mL	HCl	40 mL x 4	6.24	6200	ESP	0.07
|	3	AG	40 mL	HCl	40 mL x 3	|	VPH	|	|
|	1	PP	250 mL	HNO_3	250 mL	|	Lead by 6010	|	|

REMARKS:

Well stabilized before purge volume reached. Turbidity is less than 5 NTU.

MATERIAL CODES: **AG** = Amber Glass; **CG** = Clear Glass; **HDPE** = High Density Polyethylene; **LDPE** = Low Density Polyethylene; **PP** = Polypropylene; **S** = Silicone; **T** = Teflon; **O** = Other (Specify)

SAMPLING EQUIPMENT CODES: **APP** = After (Through) Peristaltic Pump; **B** = Bailer; **BP** = Bladder Pump; **ESP** = Electric Submersible Pump; **RFPP** = Reverse Flow Peristaltic Pump; **SM** = Straw Method (Tubing Gravity Drain); **O** = Other (Specify)

GROUNDWATER SAMPLING LOG

SITE NAME: 2020-L1-2448 Incident	SITE LOCATION: Huntersville, NC	PROJECT NUMBER: 60674226	WELL NAME: MW-60	DATE: 02-28-22

WELL DIAMETER (inches): 4	TUBING DIAMETER (inches):	WELL SCREEN INTERVAL DEPTH: 26.95 ft. to 46.95 ft.	DEPTH TO WATER (feet): 37.32	PUMP TYPE OR BAILER: MONSOON

1 WELL VOLUME = (TD-DTW) x WELL CAPACITY

(46.95 ft. - 37.32 ft.) x 0.65 gal./ft. = 6.25 gallons

3 WELL VOLUMES = 1 WELL VOLUME X 3

6.25 gallons x 3 = 18.75 gallons

PUMP DEPTH IN WELL (feet): 42	PURGING INITIATED AT: 1420	PURGING ENDED AT: 1455	TOTAL VOLUME PURGED (gallons): 1.75

EQUIPMENT INFORMATION WATER QUALITY METER	MAKE/MODEL: YSI PRO+ SERIAL #: 19J103974	EQUIPMENT INFORMATION OIL/WATER INTERFACE PROBE	MAKE/MODEL: H.OIL SERIAL #: D1-8348

TIME	VOLUME PURGED (gallons)	PURGE RATE (gpm)	DEPTH TO WATER (feet)	TEMP. (°C)	DO (mg/L)	COND. (µS/cm)	pH (standard units)	ORP (mV)	TURB. (NTU)	COLOR (describe)	ODOR (describe)
STABILIZATION CRITERIA:			<0.3 ft. drawdown	within 3%	within 10% or <0.5 mg/L	within 3%	±0.1 unit	±10 mV	within 10% or <5 NTU	--	--
1430	0.5	0.05	37.80	16.7	8.64	65.7	6.87	301.0	4.31	CLEAR	NONE
1435	0.75		37.82	16.8	8.45	67.8	6.69	304.1	4.67		
1440	1.0		37.85	17.4	8.39	71.6	6.57	308.3	7.30		
1445	1.25		37.90	17.4	8.38	72.4	6.55	309.7	8.48		
1450	1.5		37.92	17.6	8.32	73.9	6.54	311.5	7.83		
1455	1.75		37.95	17.6	8.30	74.6	6.52	313.6	7.67		

WELL CAPACITY (Gallons Per Foot): **0.75"** = 0.02; **1"** = 0.04; **1.25"** = 0.06; **2"** = 0.16; **3"** = 0.37; **4"** = 0.65; **5"** = 1.02; **6"** = 1.47; **12"** = 5.88

SAMPLING DATA

SAMPLED BY (PRINT) / AFFILIATION: SAM MOORE/AECOM	SAMPLER(S) SIGNATURE(S):	SAMPLE TIME: 1500

PUMP OR TUBING DEPTH IN WELL (feet): 40	TUBING MATERIAL CODE: LDPE	FIELD-FILTERED: Y (N) Filtration Equipment Type: --	FILTER SIZE: -- µm

FIELD DECONTAMINATION: PUMP (Y) N TUBING Y (N)(replaced) DUPLICATE: Y (N)

SAMPLE CONTAINER SPECIFICATION				SAMPLE PRESERVATION (including wet ice)			INTENDED ANALYSIS AND/OR METHOD	SAMPLING EQUIPMENT CODE	SAMPLE PUMP FLOW RATE (gal per minute)
SAMPLE ID CODE	# CONTAINERS	MATERIAL CODE	VOLUME	PRESERVATIVE USED	TOTAL VOL ADDED IN FIELD (mL)	FINAL pH			
MW-60	4	AG	40 mL	HCl	40 mL x 4	6.52	6200	ESP	0.05
MW-60	3	AG	40 mL	HCl	40 mL x 3	6.52	VPH	ESP	0.05
MW-60	1	PP	250 mL	HNO_3	250 mL	6.52	Lead by 6010	ESP	0.05

REMARKS: Well stabilized before purge volume reached. Turbidity within 10%.

MATERIAL CODES: **AG** = Amber Glass; **CG** = Clear Glass; **HDPE** = High Density Polyethylene; **LDPE** = Low Density Polyethylene; **PP** = Polypropylene; **S** = Silicone; **T** = Teflon; **O** = Other (Specify)

SAMPLING EQUIPMENT CODES: **APP** = After (Through) Peristaltic Pump; **B** = Bailer; **BP** = Bladder Pump; **ESP** = Electric Submersible Pump; **RFPP** = Reverse Flow Peristaltic Pump; **SM** = Straw Method (Tubing Gravity Drain); **O** = Other (Specify)

GROUNDWATER SAMPLING LOG

SITE NAME: 2020-L1-2448 Incident	SITE LOCATION: Huntersville, NC	PROJECT NUMBER: 60639876	WELL NAME: MW - 610	DATE: 3/3/22

WELL DIAMETER (inches): 2	TUBING DIAMETER (inches): 3/8	WELL SCREEN INTERVAL DEPTH: 96.50 feet to 126.01 feet	DEPTH TO WATER (feet): 59.80	PUMP TYPE OR BAILER: Monsoon

1 WELL VOLUME = (TD-DTW) x WELL CAPACITY

(126.01 ft. - 59.80 ft.) x 0.16 gal./ft. = 10.59 gallons

3 WELL VOLUMES = 1 WELL VOLUME X 3

10.59 gallons x 3 = 31.78 gallons

PUMP DEPTH IN WELL (feet): 65	PURGING INITIATED AT: 0940	PURGING ENDED AT: 1000	TOTAL VOLUME PURGED (gallons): 2

TIME	VOLUME PURGED (gallons)	PURGE RATE (gpm)	DEPTH TO WATER (feet)	TEMP. (°C)	DO (mg/L)	COND. (µS/cm)	pH (standard units)	ORP (mV)	TURB. (NTU)	COLOR (describe)	ODOR (describe)
STABILIZATION CRITERIA:			<0.3 ft. drawdown	within 3%	within 10% or <0.5 mg/L	within 3%	±0.1 unit	±10 mV	within 10% or <5 NTU	--	--
0945	0.5	0.1	59.80	16.7	5.12	208.6	6.65	233.0	6.50	clear	none
0950	1.0	|	59.82	16.6	5.41	203.3	6.69	214.2	1.96	|	|
0955	1.5	|	59.83	17.8	5.31	201.6	6.65	204.0	2.49	|	|
1000	2.0	|	59.83	18.2	5.40	200.3	6.66	199.8	1.25	|	|

WELL CAPACITY (Gallons Per Foot): **0.75"** = 0.02; **1"** = 0.04; **1.25"** = 0.06; **2"** = 0.16; **3"** = 0.37; **4"** = 0.65; **5"** = 1.02; **6"** = 1.47; **12"** = 5.88

SAMPLING DATA

SAMPLED BY (PRINT) / AFFILIATION: Erica Duncan	SAMPLER(S) SIGNATURE(S): [signature]	SAMPLE TIME: 1000

PUMP OR TUBING DEPTH IN WELL (feet): 65	TUBING MATERIAL CODE: LDPE	FIELD-FILTERED: Y (N) Filtration Equipment Type: --	FILTER SIZE: -- µm

FIELD DECONTAMINATION: PUMP (Y) N TUBING Y (N replaced) DUPLICATE: Y (N)

SAMPLE CONTAINER SPECIFICATION				SAMPLE PRESERVATION (including wet ice)			INTENDED ANALYSIS AND/OR METHOD	SAMPLING EQUIPMENT CODE	SAMPLE PUMP FLOW RATE (gal per minute)
SAMPLE ID CODE	# CONTAINERS	MATERIAL CODE	VOLUME	PRESERVATIVE USED	TOTAL VOL ADDED IN FIELD (mL)	FINAL pH			
MW-610	4	AG	40 mL	HCl	40 mL x 4	6.66	6200	ESP	0.1
|	3	AG	40 mL	HCl	40 mL x 3	|	VPH	|	|
|	1	PP	250 mL	HNO_3	250 mL	|	Lead by 6010	|	|
|	3	AG	40 mL	HCl	40 mL x 3	|	8015	|	|

REMARKS:

MATERIAL CODES: **AG** = Amber Glass; **CG** = Clear Glass; **HDPE** = High Density Polyethylene; **LDPE** = Low Density Polyethylene; **PP** = Polypropylene; **S** = Silicone; **T** = Teflon; **O** = Other (Specify)

SAMPLING EQUIPMENT CODES: **APP** = After (Through) Peristaltic Pump; **B** = Bailer; **BP** = Bladder Pump; **ESP** = Electric Submersible Pump; **RFPP** = Reverse Flow Peristaltic Pump; **SM** = Straw Method (Tubing Gravity Drain); **O** = Other (Specify)

GROUNDWATER SAMPLING LOG

SITE NAME: 2020-L1-2448 Incident	SITE LOCATION: Huntersville, NC	PROJECT NUMBER: 60674226	WELL NAME: MW-62D	DATE: 3/1/22

WELL DIAMETER (inches): 2"	TUBING DIAMETER (inches): Bladder Tubing	WELL SCREEN INTERVAL DEPTH: 131.50 ft. to 146.18 ft.	DEPTH TO WATER (feet): 57.05	PUMP TYPE OR BAILER: Bladder

1 WELL VOLUME = (TD-DTW) x WELL CAPACITY

(146.18 ft. - 57.05 ft.) x 0.16 gal./ft. = 14.26 gallons

3 WELL VOLUMES = 1 WELL VOLUME X 3

14.26 gallons x 3 = 42.78 gallons

PUMP DEPTH IN WELL (feet): 136.50	PURGING INITIATED AT: 900	PURGING ENDED AT: 920	TOTAL VOLUME PURGED (gallons): 1.0

EQUIPMENT INFORMATION WATER QUALITY METER	MAKE/MODEL: YSI Pro Plus SERIAL #: 13K100920	EQUIPMENT INFORMATION OIL/WATER INTERFACE PROBE	MAKE/MODEL: Heron 100'IFP SERIAL #: 01-7819

TIME	VOLUME PURGED (gallons)	PURGE RATE (gpm)	DEPTH TO WATER (feet)	TEMP. (°C)	DO (mg/L)	COND. (µS/cm)	pH (standard units)	ORP (mV)	TURB. (NTU)	COLOR (describe)	ODOR (describe)
STABILIZATION CRITERIA:			<0.3 ft. drawdown	within 3%	within 10% or <0.5 mg/L	within 3%	±0.1 unit	±10 mV	within 10% or <5 NTU	--	--
900	0	0.05	57.10	12.1	5.54	3107	11.64	127.0	5.59	clear	none
905	0.25		57.14	14.7	1.64	2647	12.62	67.6	10.78		
910	0.50		57.16	15.2	1.09	2640	12.62	50.3	4.55		
915	0.75		57.19	15.2	1.05	2643	12.62	47.8	3.58		
920	1.0		57.22	15.5	1.07	2631	12.62	45.3	2.22		

WELL CAPACITY (Gallons Per Foot): **0.75"** = 0.02; **1"** = 0.04; **1.25"** = 0.06; **2"** = 0.16; **3"** = 0.37; **4"** = 0.65; **5"** = 1.02; **6"** = 1.47; **12"** = 5.88

SAMPLING DATA

SAMPLED BY (PRINT) / AFFILIATION: Jacob miller/AECOM	SAMPLER(S) SIGNATURE(S): [signature]	SAMPLE TIME: 925

PUMP OR TUBING DEPTH IN WELL (feet): 136.50	TUBING MATERIAL CODE: LDPE	FIELD-FILTERED: Y (N) Filtration Equipment Type: --	FILTER SIZE: -- µm

FIELD DECONTAMINATION: PUMP (Y) N TUBING Y (N) (replaced) DUPLICATE: Y (N)

SAMPLE CONTAINER SPECIFICATION				SAMPLE PRESERVATION (including wet ice)			INTENDED ANALYSIS AND/OR METHOD	SAMPLING EQUIPMENT CODE	SAMPLE PUMP FLOW RATE (gal per minute)
SAMPLE ID CODE	# CONTAINERS	MATERIAL CODE	VOLUME	PRESERVATIVE USED	TOTAL VOL ADDED IN FIELD (mL)	FINAL pH			
MW-62D	4	AG	40 mL	HCl	40 mL x 4	12.62	6200	BP	0.05
	3	AG	40 mL	HCl	40 mL x 3		VPH		
	1	PP	250 mL	HNO_3	250 mL		Lead by 6010		

REMARKS: fast recharge

MATERIAL CODES: **AG** = Amber Glass; **CG** = Clear Glass; **HDPE** = High Density Polyethylene; **LDPE** = Low Density Polyethylene; **PP** = Polypropylene; **S** = Silicone; **T** = Teflon; **O** = Other (Specify)

SAMPLING EQUIPMENT CODES: **APP** = After (Through) Peristaltic Pump; **B** = Bailer; **BP** = Bladder Pump; **ESP** = Electric Submersible Pump; **RFPP** = Reverse Flow Peristaltic Pump; **SM** = Straw Method (Tubing Gravity Drain); **O** = Other (Specify)

GROUNDWATER SAMPLING LOG

SITE NAME: 2020-L1-2448 Incident	SITE LOCATION: Huntersville, NC	PROJECT NUMBER: 60639876	WELL NAME: MW-64	DATE: 2/28/22

WELL DIAMETER (inches): 2"	TUBING DIAMETER (inches): 3/8"	WELL SCREEN INTERVAL DEPTH: 34.57 ft. to 69.57 ft.	DEPTH TO WATER (feet): 42.91	PUMP TYPE OR BAILER: Monsoon

1 WELL VOLUME = (TD-DTW) x WELL CAPACITY

(69.57 ft. - 42.91 ft.) x 0.16 gal./ft. = 4.26 gallons

3 WELL VOLUMES = 1 WELL VOLUME X 3

4.26 gallons x 3 = 12.8 gallons

PUMP DEPTH IN WELL (feet): 48	PURGING INITIATED AT: 0833	PURGING ENDED AT: 0920	TOTAL VOLUME PURGED (gallons): 3.5

EQUIPMENT INFORMATION WATER QUALITY METER — MAKE/MODEL: Pro Quatro — SERIAL #: 21J102397

EQUIPMENT INFORMATION OIL/WATER INTERFACE PROBE — MAKE/MODEL: Heron — SERIAL #: 01-8345

TIME	VOLUME PURGED (gallons)	PURGE RATE (gpm)	DEPTH TO WATER (feet)	TEMP. (°C)	DO (mg/L)	COND. (µS/cm)	pH (standard units)	ORP (mV)	TURB. (NTU)	COLOR (describe)	ODOR (describe)
STABILIZATION CRITERIA:			<0.3 ft. drawdown	within 3%	within 10% or <0.5 mg/L	within 3%	±0.1 unit	±10 mV	within 10% or <5 NTU	--	--
0836	0	0.1	39.95	15.5	5.44	166.4	7.06	155.0	152.3	Cloudy	None
0841	0.5	0.1	39.95	17.1	5.15	161.1	6.48	180.9	109.8	Cloudy	None
0846	1	0.1	39.95	17.1	5.24	161.5	6.46	193.0	108.3	Cloudy	None
0851	1.5	0.1	39.95	16.9	5.02	160.8	6.46	188.6	90.76	Cloudy	None
0856	2	0.1	39.95	16.6	5.05	159.7	6.45	174.8	93.48	Cloudy	None
0901	2.5	0.1	39.95	17.1	5.07	161.5	6.45	172.4	97.86	Cloudy	None
0906	3	0.1	39.95	16.9	5.06	161.1	6.46	173.6	95.34	Cloudy	None

WELL CAPACITY (Gallons Per Foot): **0.75"** = 0.02; **1"** = 0.04; **1.25"** = 0.06; **2"** = 0.16; **3"** = 0.37; **4"** = 0.65; **5"** = 1.02; **6"** = 1.47; **12"** = 5.88

SAMPLING DATA

SAMPLED BY (PRINT) / AFFILIATION: Erik Riegel / AECOM	SAMPLER(S) SIGNATURE(S): [signature]	SAMPLE TIME: 0915

PUMP OR TUBING DEPTH IN WELL (feet): 48	TUBING MATERIAL CODE:	FIELD-FILTERED: Y (N) Filtration Equipment Type: --	FILTER SIZE: -- µm

FIELD DECONTAMINATION: PUMP (Y) N TUBING Y (N) (replaced) DUPLICATE: Y (N)

SAMPLE CONTAINER SPECIFICATION				SAMPLE PRESERVATION (including wet ice)			INTENDED ANALYSIS AND/OR METHOD	SAMPLING EQUIPMENT CODE	SAMPLE PUMP FLOW RATE (gal per minute)
SAMPLE ID CODE	# CONTAINERS	MATERIAL CODE	VOLUME	PRESERVATIVE USED	TOTAL VOL ADDED IN FIELD (mL)	FINAL pH			
MW-64	4	AG	40 mL	HCl	40 mL x 4	6.46	6200	ESP	0.1
MW-64	3	AG	40 mL	HCl	40 mL x 3	6.46	VPH	ESP	0.1
MW-64	1	PP	250 mL	HNO_3	250 mL	6.46	Lead by 6010	ESP	0.1

REMARKS: All parameters Stabilized. High turbidity

MATERIAL CODES: **AG** = Amber Glass; **CG** = Clear Glass; **HDPE** = High Density Polyethylene; **LDPE** = Low Density Polyethylene; **PP** = Polypropylene; **S** = Silicone; **T** = Teflon; **O** = Other (Specify)

SAMPLING EQUIPMENT CODES: **APP** = After (Through) Peristaltic Pump; **B** = Bailer; **BP** = Bladder Pump; **ESP** = Electric Submersible Pump; **RFPP** = Reverse Flow Peristaltic Pump; **SM** = Straw Method (Tubing Gravity Drain); **O** = Other (Specify)

GROUNDWATER SAMPLING LOG

SITE NAME: 2020-L1-2448 Incident	SITE LOCATION: Huntersville, NC	PROJECT NUMBER: 60674226	WELL NAME: MW-65	DATE: 2/28/22

WELL DIAMETER (inches): 2"	TUBING DIAMETER (inches): Bladder Tubing	WELL SCREEN INTERVAL DEPTH: 25.00 ft. to 40.25 ft.	DEPTH TO WATER (feet): 27.30	PUMP TYPE OR BAILER: Bladder

1 WELL VOLUME = (TD-DTW) x WELL CAPACITY

(40.25 ft. - 27.30 ft.) x 0.16 gal./ft. = 2.07 gallons

3 WELL VOLUMES = 1 WELL VOLUME X 3

2.07 gallons x 3 = 6.21 gallons

PUMP DEPTH IN WELL (feet): 30.00	PURGING INITIATED AT: 1030	PURGING ENDED AT: 1055	TOTAL VOLUME PURGED (gallons): 1.50

EQUIPMENT INFORMATION WATER QUALITY METER — MAKE/MODEL: YSI Pro Plus; SERIAL #: 13K100920

EQUIPMENT INFORMATION OIL/WATER INTERFACE PROBE — MAKE/MODEL: Heron 100' IFP; SERIAL #: 01-7819

TIME	VOLUME PURGED (gallons)	PURGE RATE (gpm)	DEPTH TO WATER (feet)	TEMP. (°C)	DO (mg/L)	COND. (µS/cm)	pH (standard units)	ORP (mV)	TURB. (NTU)	COLOR (describe)	ODOR (describe)
STABILIZATION CRITERIA:			<0.3 ft. drawdown	within 3%	within 10% or <0.5 mg/L	within 3%	±0.1 unit	±10 mV	within 10% or <5 NTU	--	--
1030	0	0.06	27.60	17.1	4.31	117.3	6.35	157.3	220.3	light brown	none
1035	0.30		27.80	17.0	4.50	116.9	6.33	157.9	171.6		
1040	0.60		27.91	17.3	4.49	116.6	6.30	159.8	148.6		
1045	0.90		28.13	17.0	4.67	115.8	6.27	167.8	80.21		
1050	1.20		28.20	16.9	4.87	116.1	6.23	172.0	77.41		
1055	1.50		28.26	17.1	4.77	116.1	6.20	173.3	73.90		

WELL CAPACITY (Gallons Per Foot): **0.75"** = 0.02; **1"** = 0.04; **1.25"** = 0.06; **2"** = 0.16; **3"** = 0.37; **4"** = 0.65; **5"** = 1.02; **6"** = 1.47; **12"** = 5.88

SAMPLING DATA

SAMPLED BY (PRINT) / AFFILIATION: Jacob miller/AECOM	SAMPLER(S) SIGNATURE(S): [signature]	SAMPLE TIME: 1100

PUMP OR TUBING DEPTH IN WELL (feet): 30.00 — TUBING MATERIAL CODE: LDPE — FIELD-FILTERED: Y (N) — Filtration Equipment Type: -- — FILTER SIZE: -- µm

FIELD DECONTAMINATION: PUMP (Y) N — TUBING Y (N) (replaced) — DUPLICATE: Y (N)

SAMPLE CONTAINER SPECIFICATION				SAMPLE PRESERVATION (including wet ice)			INTENDED ANALYSIS AND/OR METHOD	SAMPLING EQUIPMENT CODE	SAMPLE PUMP FLOW RATE (gal per minute)
SAMPLE ID CODE	# CONTAINERS	MATERIAL CODE	VOLUME	PRESERVATIVE USED	TOTAL VOL ADDED IN FIELD (mL)	FINAL pH			
MW-65	4	AG	40 mL	HCl	40 mL x 4	6.20	6200	BP	0.06
	3	AG	40 mL	HCl	40 mL x 3		VPH		
	1	PP	250 mL	HNO_3	250 mL		Lead by 6010		

REMARKS: fast recharge

MATERIAL CODES: **AG** = Amber Glass; **CG** = Clear Glass; **HDPE** = High Density Polyethylene; **LDPE** = Low Density Polyethylene; **PP** = Polypropylene; **S** = Silicone; **T** = Teflon; **O** = Other (Specify)

SAMPLING EQUIPMENT CODES: **APP** = After (Through) Peristaltic Pump; **B** = Bailer; **BP** = Bladder Pump; **ESP** = Electric Submersible Pump; **RFPP** = Reverse Flow Peristaltic Pump; **SM** = Straw Method (Tubing Gravity Drain); **O** = Other (Specify)

GROUNDWATER SAMPLING LOG

SITE NAME: 2020-L1-2448 Incident	SITE LOCATION: Huntersville, NC	PROJECT NUMBER: 60674226	WELL NAME: MW-65D	DATE: 2/28/22

WELL DIAMETER (inches): 2"	TUBING DIAMETER (inches): Bladder Tubing	WELL SCREEN INTERVAL DEPTH: 112 ft. to 121.95 ft.	DEPTH TO WATER (feet): 26.20	PUMP TYPE OR BAILER: Bladder

1 WELL VOLUME = (TD-DTW) x WELL CAPACITY

(121.95 ft. - 26.20 ft.) x 0.16 gal./ft. = 19.85 gallons

3 WELL VOLUMES = 1 WELL VOLUME X 3

19.85 gallons x 3 = 59.55 gallons

PUMP DEPTH IN WELL (feet): 117	PURGING INITIATED AT: 1200	PURGING ENDED AT: 1225	TOTAL VOLUME PURGED (gallons): 0.75

EQUIPMENT INFORMATION WATER QUALITY METER — MAKE/MODEL: YSI Pro Plus — SERIAL #: 13K100920

EQUIPMENT INFORMATION OIL/WATER INTERFACE PROBE — MAKE/MODEL: Heron 100' IFP — SERIAL #: 01-7819

TIME	VOLUME PURGED (gallons)	PURGE RATE (gpm)	DEPTH TO WATER (feet)	TEMP. (°C)	DO (mg/L)	COND. (µS/cm)	pH (standard units)	ORP (mV)	TURB. (NTU)	COLOR (describe)	ODOR (describe)
STABILIZATION CRITERIA:			<0.3 ft. drawdown	within 3%	within 10% or <0.5 mg/L	within 3%	±0.1 unit	±10 mV	within 10% or <5 NTU	--	--
1200	0	0.03	27.30	18.0	4.71	220.1	6.80	151.3	15.23	Clear	none
1205	0.15		28.40	18.1	4.07	221.6	6.81	150.1	11.21		
1210	0.30		29.53	18.2	3.74	224.4	6.83	152.5	10.58		
1215	0.45		29.68	17.5	1.31	227.3	6.90	140.3	4.77		
1220	0.60		29.75	17.4	1.29	225.6	6.93	143.3	3.32		
1225	0.75		29.90	17.4	0.93	230.1	6.98	146.5	3.17		

WELL CAPACITY (Gallons Per Foot): **0.75"** = 0.02; **1"** = 0.04; **1.25"** = 0.06; **2"** = 0.16; **3"** = 0.37; **4"** = 0.65; **5"** = 1.02; **6"** = 1.47; **12"** = 5.88

SAMPLING DATA

SAMPLED BY (PRINT) / AFFILIATION: Jacob miller/AECom	SAMPLER(S) SIGNATURE(S): [signature]	SAMPLE TIME: 1230

PUMP OR TUBING DEPTH IN WELL (feet): 117	TUBING MATERIAL CODE: LDPE	FIELD-FILTERED: Y (N) Filtration Equipment Type: --	FILTER SIZE: -- µm

FIELD DECONTAMINATION: PUMP (Y) N TUBING Y (N) (replaced) DUPLICATE: (Y) N

SAMPLE CONTAINER SPECIFICATION				SAMPLE PRESERVATION (including wet ice)			INTENDED ANALYSIS AND/OR METHOD	SAMPLING EQUIPMENT CODE	SAMPLE PUMP FLOW RATE (gal per minute)
SAMPLE ID CODE	# CONTAINERS	MATERIAL CODE	VOLUME	PRESERVATIVE USED	TOTAL VOL ADDED IN FIELD (mL)	FINAL pH			
MW-65D	4	AG	40 mL	HCl	40 mL x 4	6.98	6200	BP	0.03
	3	AG	40 mL	HCl	40 mL x 3		VPH		
	1	PP	250 mL	HNO_3	250 mL		Lead by 6010		

REMARKS: Fast recharge

MATERIAL CODES: **AG** = Amber Glass; **CG** = Clear Glass; **HDPE** = High Density Polyethylene; **LDPE** = Low Density Polyethylene; **PP** = Polypropylene; **S** = Silicone; **T** = Teflon; **O** = Other (Specify)

SAMPLING EQUIPMENT CODES: **APP** = After (Through) Peristaltic Pump; **B** = Bailer; **BP** = Bladder Pump; **ESP** = Electric Submersible Pump; **RFPP** = Reverse Flow Peristaltic Pump; **SM** = Straw Method (Tubing Gravity Drain); **O** = Other (Specify)

GROUNDWATER SAMPLING LOG

SITE NAME: 2020-L1-2448 Incident	SITE LOCATION: Huntersville, NC	PROJECT NUMBER: 60674226	WELL NAME: MW-66	DATE: 02/28/2022

WELL DIAMETER (inches): 2	TUBING DIAMETER (inches): 3/8	WELL SCREEN INTERVAL DEPTH: 34.95 ft. to 53.95 ft.	DEPTH TO WATER (feet): 44.28	PUMP TYPE OR BAILER: Monsoon

1 WELL VOLUME = (TD-DTW) x WELL CAPACITY

(53.95 ft. - 44.28 ft.) x 0.16 gal./ft. = 1.55 gallons

3 WELL VOLUMES = 1 WELL VOLUME X 3

1.55 gallons x 3 = 4.64 gallons

PUMP DEPTH IN WELL (feet): 50	PURGING INITIATED AT: 0935	PURGING ENDED AT: 1000	TOTAL VOLUME PURGED (gallons): 5.0

EQUIPMENT INFORMATION WATER QUALITY METER	MAKE/MODEL: YSI Pro Plus SERIAL #: 18C104596	EQUIPMENT INFORMATION OIL/WATER INTERFACE PROBE	MAKE/MODEL: Herron Dipper T. SERIAL #: 01-8003

TIME	VOLUME PURGED (gallons)	PURGE RATE (gpm)	DEPTH TO WATER (feet)	TEMP. (°C)	DO (mg/L)	COND. (µS/cm)	pH (standard units)	ORP (mV)	TURB. (NTU)	COLOR (describe)	ODOR (describe)
STABILIZATION CRITERIA:			<0.3 ft. drawdown	within 3%	within 10% or <0.5 mg/L	within 3%	±0.1 unit	±10 mV	within 10% or <5 NTU	--	--
0935	0.00	0.2	44.63	16.9	7.30	133.4	6.16	154.0	755.5	Brown	None
0940	1.0	↓	44.80	17.8	6.65	136.6	6.14	162.1	521.8	↓	↓
0945	2.0	↓	44.88	18.2	6.60	138.2	6.12	172.0	306.1	↓	↓
0950	3.0	↓	44.92	18.3	6.08	140.3	6.11	178.2	164.1	↓	↓
0955	4.0	↓	44.90	18.3	5.93	140.9	6.10	181.6	364.7	↓	↓
1000	5.0	↓	44.91	18.5	5.99	141.3	6.10	183.1	431.6	↓	↓

AOn 2/28/22

WELL CAPACITY (Gallons Per Foot): **0.75"** = 0.02; **1"** = 0.04; **1.25"** = 0.06; **2"** = 0.16; **3"** = 0.37; **4"** = 0.65; **5"** = 1.02; **6"** = 1.47; **12"** = 5.88

SAMPLING DATA

SAMPLED BY (PRINT) / AFFILIATION: Andrew O'malia / AECOM	SAMPLER(S) SIGNATURE(S): AOn	SAMPLE TIME: 1005

PUMP OR TUBING DEPTH IN WELL (feet): 49.5	TUBING MATERIAL CODE: LDPE	FIELD-FILTERED: Y (N) Filtration Equipment Type: --	FILTER SIZE: -- µm

FIELD DECONTAMINATION: PUMP (Y) N TUBING Y (N (replaced)) DUPLICATE: Y (N)

SAMPLE CONTAINER SPECIFICATION				SAMPLE PRESERVATION (including wet ice)			INTENDED ANALYSIS AND/OR METHOD	SAMPLING EQUIPMENT CODE	SAMPLE PUMP FLOW RATE (gal per minute)
SAMPLE ID CODE	# CONTAINERS	MATERIAL CODE	VOLUME	PRESERVATIVE USED	TOTAL VOL ADDED IN FIELD (mL)	FINAL pH			
MW-66	4	AG	40 mL	HCl	40 mL x 4	6.10	6200	ESP	0.2
↓	3	AG	40 mL	HCl	40 mL x 3	↓	VPH	↓	↓
↓	1	PP	250 mL	HNO_3	250 mL	↓	Lead by 6010	↓	↓

REMARKS: Pump pulled up 0.5 ft. @ 0945. to reduce turb.
3 well volumes purged.

MATERIAL CODES: **AG** = Amber Glass; **CG** = Clear Glass; **HDPE** = High Density Polyethylene; **LDPE** = Low Density Polyethylene; **PP** = Polypropylene; **S** = Silicone; **T** = Teflon; **O** = Other (Specify)

SAMPLING EQUIPMENT CODES: **APP** = After (Through) Peristaltic Pump; **B** = Bailer; **BP** = Bladder Pump; **ESP** = Electric Submersible Pump; **RFPP** = Reverse Flow Peristaltic Pump; **SM** = Straw Method (Tubing Gravity Drain); **O** = Other (Specify)

GROUNDWATER SAMPLING LOG

SITE NAME: 2020-L1-2448 Incident	SITE LOCATION: Huntersville, NC	PROJECT NUMBER: 60674226	WELL NAME: MW-67	DATE: 02/28/2022

WELL DIAMETER (inches): 2	TUBING DIAMETER (inches): 3/8	WELL SCREEN INTERVAL DEPTH: 30.1 ft. to 45.1 ft.	DEPTH TO WATER (feet): 36.60	PUMP TYPE OR BAILER: Monsoon

1 WELL VOLUME = (TD-DTW) x WELL CAPACITY

(45.1 ft. - 36.6 ft.) x 0.16 gal./ft. = 1.36 gallons

3 WELL VOLUMES = 1 WELL VOLUME X 3

1.36 gallons x 3 = 4.08 gallons

PUMP DEPTH IN WELL (feet): 41	PURGING INITIATED AT: 1055	PURGING ENDED AT: 1120	TOTAL VOLUME PURGED (gallons): 5.0

EQUIPMENT INFORMATION WATER QUALITY METER — MAKE/MODEL: YSI Pro Plus; SERIAL #: 18C104596

EQUIPMENT INFORMATION OIL/WATER INTERFACE PROBE — MAKE/MODEL: Herron Dipper T.; SERIAL #: 01-8003

TIME	VOLUME PURGED (gallons)	PURGE RATE (gpm)	DEPTH TO WATER (feet)	TEMP. (°C)	DO (mg/L)	COND. (µS/cm)	pH (standard units)	ORP (mV)	TURB. (NTU)	COLOR (describe)	ODOR (describe)
STABILIZATION CRITERIA:			<0.3 ft. drawdown	within 3%	within 10% or <0.5 mg/L	within 3%	±0.1 unit	±10 mV	within 10% or <5 NTU	--	--
1055	0.00	0.2	37.40	17.8	4.98	170.7	6.22	172.0	71,100	Brown	None
1100	1.0	↓	37.46	18.4	5.22	172.1	6.21	176.2	890.2	↓	↓
1105	2.0	↓	37.30	18.5	4.76	172.4	6.18	183.4	71,100	↓	↓
1110	3.0	↓	37.30	18.7	4.63	172.2	6.17	184.6	311.7	↓	↓
1115	4.0	↓	37.31	18.7	4.65	172.3	6.16	182.8	100.6	↓	↓
1120	5.0	↓	37.35	18.7	5.09	171.9	6.15	178.1	40.10	Clear	↓

AOi 2/28/22

WELL CAPACITY (Gallons Per Foot): **0.75"** = 0.02; **1"** = 0.04; **1.25"** = 0.06; **2"** = 0.16; **3"** = 0.37; **4"** = 0.65; **5"** = 1.02; **6"** = 1.47; **12"** = 5.88

SAMPLING DATA

SAMPLED BY (PRINT) / AFFILIATION: Andrew O'malia / AECOM	SAMPLER(S) SIGNATURE(S): A Oi	SAMPLE TIME: 1125

PUMP OR TUBING DEPTH IN WELL (feet): 41	TUBING MATERIAL CODE: LDPE	FIELD-FILTERED: Y (N) Filtration Equipment Type: --	FILTER SIZE: -- µm

FIELD DECONTAMINATION: PUMP (Y) N TUBING Y (N (replaced)) DUPLICATE: Y (N)

SAMPLE CONTAINER SPECIFICATION				SAMPLE PRESERVATION (including wet ice)			INTENDED ANALYSIS AND/OR METHOD	SAMPLING EQUIPMENT CODE	SAMPLE PUMP FLOW RATE (gal per minute)
SAMPLE ID CODE	# CONTAINERS	MATERIAL CODE	VOLUME	PRESERVATIVE USED	TOTAL VOL ADDED IN FIELD (mL)	FINAL pH			
MW-67	4	AG	40 mL	HCl	40 mL x 4	6.15	6200	ESP	0.2
↓	3	AG	40 mL	HCl	40 mL x 3	↓	VPH	↓	↓
↓	1	PP	250 mL	HNO_3	250 mL	↓	Lead by 6010	↓	↓

REMARKS: 3 well volumes purged.

MATERIAL CODES: **AG** = Amber Glass; **CG** = Clear Glass; **HDPE** = High Density Polyethylene; **LDPE** = Low Density Polyethylene; **PP** = Polypropylene; **S** = Silicone; **T** = Teflon; **O** = Other (Specify)

SAMPLING EQUIPMENT CODES: **APP** = After (Through) Peristaltic Pump; **B** = Bailer; **BP** = Bladder Pump; **ESP** = Electric Submersible Pump; **RFPP** = Reverse Flow Peristaltic Pump; **SM** = Straw Method (Tubing Gravity Drain); **O** = Other (Specify)

GROUNDWATER SAMPLING LOG

SITE NAME: 2020-L1-2448 Incident	SITE LOCATION: Huntersville, NC	PROJECT NUMBER: 60674226	WELL NAME: MW-68	DATE: 02/28/2022

WELL DIAMETER (inches): 2	TUBING DIAMETER (inches): 3/8	WELL SCREEN INTERVAL DEPTH: 34.9 ft. to 49.9 ft.	DEPTH TO WATER (feet): 44.57	PUMP TYPE OR BAILER: Monsoon

1 WELL VOLUME = (TD-DTW) x WELL CAPACITY

(49.9 ft. - 44.57 ft.) x 0.16 gal./ft. = 0.85 gallons

3 WELL VOLUMES = 1 WELL VOLUME X 3

0.85 gallons x 3 = 2.56 gallons

PUMP DEPTH IN WELL (feet): 48	PURGING INITIATED AT: 1340	PURGING ENDED AT: 1410	TOTAL VOLUME PURGED (gallons): 3.0

EQUIPMENT INFORMATION WATER QUALITY METER — MAKE/MODEL: YSI Pro Plus; SERIAL #: 18C104596

EQUIPMENT INFORMATION OIL/WATER INTERFACE PROBE — MAKE/MODEL: Heron Dipper T.; SERIAL #: 01-8003

TIME	VOLUME PURGED (gallons)	PURGE RATE (gpm)	DEPTH TO WATER (feet)	TEMP. (°C)	DO (mg/L)	COND. (µS/cm)	pH (standard units)	ORP (mV)	TURB. (NTU)	COLOR (describe)	ODOR (describe)
STABILIZATION CRITERIA:			<0.3 ft. drawdown	within 3%	within 10% or <0.5 mg/L	within 3%	±0.1 unit	±10 mV	within 10% or <5 NTU	--	--
1340	0.00	0.1	45.51	17.5	7.87	181.1	6.25	152.3	71,100	Brown	None
1345	0.5		45.45	18.2	6.99	192.8	6.16	165.8	71,100		
1350	1.0		45.53	18.4	6.90	193.4	6.15	171.8	897.1		
1355	1.5		45.51	18.2	7.02	193.9	6.14	176.6	631.6		
1400	2.0		45.49	18.5	6.90	203.4	6.13	177.3	275.2		
1405	2.5		45.47	18.2	6.74	203.9	6.13	178.8	63.82	Clear	
1410	3.0		45.48	18.5	6.56	204.7	6.12	182.2	57.48	Clear	

A O'M 02/28/22

WELL CAPACITY (Gallons Per Foot): **0.75"** = 0.02; **1"** = 0.04; **1.25"** = 0.06; **2"** = 0.16; **3"** = 0.37; **4"** = 0.65; **5"** = 1.02; **6"** = 1.47; **12"** = 5.88

SAMPLING DATA

SAMPLED BY (PRINT) / AFFILIATION: Andrew O'malia / AECOM	SAMPLER(S) SIGNATURE(S): A O'M	SAMPLE TIME: 1415

PUMP OR TUBING DEPTH IN WELL (feet): 48	TUBING MATERIAL CODE: LDPE	FIELD-FILTERED: Y (N) Filtration Equipment Type: --	FILTER SIZE: -- µm

FIELD DECONTAMINATION: PUMP (Y) N TUBING Y (N (replaced)) DUPLICATE: Y (N)

SAMPLE CONTAINER SPECIFICATION				SAMPLE PRESERVATION (including wet ice)			INTENDED ANALYSIS AND/OR METHOD	SAMPLING EQUIPMENT CODE	SAMPLE PUMP FLOW RATE (gal per minute)
SAMPLE ID CODE	# CONTAINERS	MATERIAL CODE	VOLUME	PRESERVATIVE USED	TOTAL VOL ADDED IN FIELD (mL)	FINAL pH			
MW-68	4	AG	40 mL	HCl	40 mL x 4	6.12	6200	ESP	0.1
	3	AG	40 mL	HCl	40 mL x 3		VPH		
	1	PP	250 mL	HNO_3	250 mL		Lead by 6010		

REMARKS: 3 well volumes purged.

MATERIAL CODES: **AG** = Amber Glass; **CG** = Clear Glass; **HDPE** = High Density Polyethylene; **LDPE** = Low Density Polyethylene; **PP** = Polypropylene; **S** = Silicone; **T** = Teflon; **O** = Other (Specify)

SAMPLING EQUIPMENT CODES: **APP** = After (Through) Peristaltic Pump; **B** = Bailer; **BP** = Bladder Pump; **ESP** = Electric Submersible Pump; **RFPP** = Reverse Flow Peristaltic Pump; **SM** = Straw Method (Tubing Gravity Drain); **O** = Other (Specify)

GROUNDWATER SAMPLING LOG

SITE NAME: 2020-L1-2448 Incident	SITE LOCATION: Huntersville, NC	PROJECT NUMBER: 60639876	WELL NAME: MW-69	DATE: 3/3/22

WELL DIAMETER (inches): 4	TUBING DIAMETER (inches): 3/8	WELL SCREEN INTERVAL DEPTH: 30.82 feet to 59.22 feet	DEPTH TO WATER (feet): 57.32	PUMP TYPE OR BAILER: Bailer

1 WELL VOLUME = (TD-DTW) x WELL CAPACITY

(59.22 ft. - 57.32 ft.) x 0.65 gal./ft. = 1.23 gallons

3 WELL VOLUMES = 1 WELL VOLUME X 3

1.23 gallons x 3 = 3.705 gallons

PUMP DEPTH IN WELL (feet): NA	PURGING INITIATED AT: 0900	PURGING ENDED AT:	TOTAL VOLUME PURGED (gallons):

TIME	VOLUME PURGED (gallons)	PURGE RATE (gpm)	DEPTH TO WATER (feet)	TEMP. (°C)	DO (mg/L)	COND. (µS/cm)	pH (standard units)	ORP (mV)	TURB. (NTU)	COLOR (describe)	ODOR (describe)
STABILIZATION CRITERIA:			<0.3 ft. drawdown	within 3%	within 10% or <0.5 mg/L	within 3%	±0.1 unit	±10 mV	within 10% or <5 NTU	--	--

WELL CAPACITY (Gallons Per Foot): **0.75"** = 0.02; **1"** = 0.04; **1.25"** = 0.06; **2"** = 0.16; **3"** = 0.37; **4"** = 0.65; **5"** = 1.02; **6"** = 1.47; **12"** = 5.88

SAMPLING DATA

SAMPLED BY (PRINT) / AFFILIATION: Erica Duncan	SAMPLER(S) SIGNATURE(S): [signature]	SAMPLE TIME:

PUMP OR TUBING DEPTH IN WELL (feet): NA	TUBING MATERIAL CODE: NA	FIELD-FILTERED: Y (N) Filtration Equipment Type: --	FILTER SIZE: -- µm

FIELD DECONTAMINATION: PUMP Y N TUBING Y N (replaced) DUPLICATE: Y N

SAMPLE CONTAINER SPECIFICATION				SAMPLE PRESERVATION (including wet ice)			INTENDED ANALYSIS AND/OR METHOD	SAMPLING EQUIPMENT CODE	SAMPLE PUMP FLOW RATE (gal per minute)
SAMPLE ID CODE	# CONTAINERS	MATERIAL CODE	VOLUME	PRESERVATIVE USED	TOTAL VOL ADDED IN FIELD (mL)	FINAL pH			
MW-69	4	AG	40 mL	HCl	40 mL x 4	NA	6200	B	NA
	3	AG	40 mL	HCl	40 mL x 3		VPH		
	1	PP	250 mL	HNO_3	250 mL		Lead by 6010		
	3	AG	40 mL	HCl	40 mL x 3		8015		

REMARKS: Well went dry at 0915. Awaiting recharge.

MATERIAL CODES: **AG** = Amber Glass; **CG** = Clear Glass; **HDPE** = High Density Polyethylene; **LDPE** = Low Density Polyethylene; **PP** = Polypropylene; **S** = Silicone; **T** = Teflon; **O** = Other (Specify)

SAMPLING EQUIPMENT CODES: **APP** = After (Through) Peristaltic Pump; **B** = Bailer; **BP** = Bladder Pump; **ESP** = Electric Submersible Pump; **RFPP** = Reverse Flow Peristaltic Pump; **SM** = Straw Method (Tubing Gravity Drain); **O** = Other (Specify)

GROUNDWATER SAMPLING LOG

SITE NAME: 2020-L1-2448 Incident	SITE LOCATION: Huntersville, NC	PROJECT NUMBER: 60639876	WELL NAME: MW-70	DATE: 2/28/22

WELL DIAMETER (inches): 2"	TUBING DIAMETER (inches): 3/8"	WELL SCREEN INTERVAL DEPTH: 32.82 ft. to 47.82 ft.	DEPTH TO WATER (feet): 40.65	PUMP TYPE OR BAILER: Monsoon

1 WELL VOLUME = (TD-DTW) x WELL CAPACITY

(47.82 ft. - 40.65 ft.) x 0.16 gal./ft. = 1.15 gallons

3 WELL VOLUMES = 1 WELL VOLUME X 3

1.15 gallons x 3 = 3.4 gallons

PUMP DEPTH IN WELL (feet): 45	PURGING INITIATED AT: 0959	PURGING ENDED AT: 1050	TOTAL VOLUME PURGED (gallons): 4

EQUIPMENT INFORMATION WATER QUALITY METER	MAKE/MODEL: Pro Quatro SERIAL #: 21J102397	EQUIPMENT INFORMATION OIL/WATER INTERFACE PROBE	MAKE/MODEL: Heron SERIAL #: 01-8345

TIME	VOLUME PURGED (gallons)	PURGE RATE (gpm)	DEPTH TO WATER (feet)	TEMP. (°C)	DO (mg/L)	COND. (µS/cm)	pH (standard units)	ORP (mV)	TURB. (NTU)	COLOR (describe)	ODOR (describe)
STABILIZATION CRITERIA:			<0.3 ft. drawdown	within 3%	within 10% or <0.5 mg/L	within 3%	±0.1 unit	±10 mV	within 10% or <5 NTU	--	--
1002	0	0.1	41.18	16.8	9.61	148.0	6.52	211.3	254.5	Cloudy	None
1007	0.5	0.1	41.18	17.2	9.51	151.9	6.47	198.2	405.2	Cloudy	None
1012	1	0.1	41.18	18.1	9.23	155.6	6.46	191.7	405.7	Cloudy	None
1017	1.5	0.1	41.18	18.2	9.19	157.0	6.46	191.5	379.1	Cloudy	None
1022	2	0.1	41.18	18.3	9.02	158.0	6.45	191.6	279.3	Cloudy	None
1027	2.5	0.1	41.18	18.3	8.99	157.7	6.45	191.2	189.3	Cloudy	None
1032	3	0.1	41.18	18.3	8.96	157.3	6.44	190.5	152.9	Cloudy	None
1037	3.5	0.1	41.18	18.3	8.88	157.7	6.43	188.2	150.7	Cloudy	None

WELL CAPACITY (Gallons Per Foot): **0.75"** = 0.02; **1"** = 0.04; **1.25"** = 0.06; **2"** = 0.16; **3"** = 0.37; **4"** = 0.65; **5"** = 1.02; **6"** = 1.47; **12"** = 5.88

SAMPLING DATA

SAMPLED BY (PRINT) / AFFILIATION: Erik Riegel / AECOM	SAMPLER(S) SIGNATURE(S): [signature]	SAMPLE TIME: 1045

PUMP OR TUBING DEPTH IN WELL (feet): 45	TUBING MATERIAL CODE: LDPE	FIELD-FILTERED: Y (N) Filtration Equipment Type: --	FILTER SIZE: -- µm

FIELD DECONTAMINATION: PUMP (Y) N TUBING Y (N) (replaced) DUPLICATE: Y (N)

SAMPLE CONTAINER SPECIFICATION				SAMPLE PRESERVATION (including wet ice)			INTENDED ANALYSIS AND/OR METHOD	SAMPLING EQUIPMENT CODE	SAMPLE PUMP FLOW RATE (gal per minute)
SAMPLE ID CODE	# CONTAINERS	MATERIAL CODE	VOLUME	PRESERVATIVE USED	TOTAL VOL ADDED IN FIELD (mL)	FINAL pH			
MW-70	4	AG	40 mL	HCl	40 mL x 4	6.43	6200	ESP	0.1
MW-70	3	AG	40 mL	HCl	40 mL x 3	6.43	VPH	ESP	0.1
MW-70	1	PP	250 mL	HNO_3	250 mL	6.43	Lead by 6010	ESP	0.1

REMARKS: 3 well volume purged, High turbidity

MATERIAL CODES: **AG** = Amber Glass; **CG** = Clear Glass; **HDPE** = High Density Polyethylene; **LDPE** = Low Density Polyethylene; **PP** = Polypropylene; **S** = Silicone; **T** = Teflon; **O** = Other (Specify)

SAMPLING EQUIPMENT CODES: **APP** = After (Through) Peristaltic Pump; **B** = Bailer; **BP** = Bladder Pump; **ESP** = Electric Submersible Pump; **RFPP** = Reverse Flow Peristaltic Pump; **SM** = Straw Method (Tubing Gravity Drain); **O** = Other (Specify)

GROUNDWATER SAMPLING LOG

SITE NAME: 2020-L1-2448 Incident	SITE LOCATION: Huntersville, NC	PROJECT NUMBER: 60639876	WELL NAME: MW-71/Dup-1-20220303	DATE: 3/3/22

WELL DIAMETER (inches): 2"	TUBING DIAMETER (inches): 3/8"	WELL SCREEN INTERVAL DEPTH: 53.58 ft. to 68.58 ft.	DEPTH TO WATER (feet): 60.81	PUMP TYPE OR BAILER: Monsoon

1 WELL VOLUME = (TD-DTW) x WELL CAPACITY

(68.58 ft. - 60.81 ft.) x 0.16 gal./ft. = 1.2 gallons

3 WELL VOLUMES = 1 WELL VOLUME X 3

1.2 gallons x 3 = 3.7 gallons

PUMP DEPTH IN WELL (feet): NA	PURGING INITIATED AT: 0950	PURGING ENDED AT: 1220	TOTAL VOLUME PURGED (gallons): 2.5

EQUIPMENT INFORMATION WATER QUALITY METER — MAKE/MODEL: Pro Quatro — SERIAL #: 21J102397

EQUIPMENT INFORMATION OIL/WATER INTERFACE PROBE — MAKE/MODEL: Heron — SERIAL #: 01-8345

TIME	VOLUME PURGED (gallons)	PURGE RATE (gpm)	DEPTH TO WATER (feet)	TEMP. (°C)	DO (mg/L)	COND. (µS/cm)	pH (standard units)	ORP (mV)	TURB. (NTU)	COLOR (describe)	ODOR (describe)
STABILIZATION CRITERIA:			<0.3 ft. drawdown	within 3%	within 10% or <0.5 mg/L	within 3%	±0.1 unit	±10 mV	within 10% or <5 NTU	--	--
Volume 1	—	—	—	16.6	5.06	124.1	7.04	168.5	—	Brown	None
Volume 2	—	—	—	16.4	4.76	127.	6.86	182.0	—	Brown.	None

WELL CAPACITY (Gallons Per Foot): **0.75"** = 0.02; **1"** = 0.04; **1.25"** = 0.06; **2"** = 0.16; **3"** = 0.37; **4"** = 0.65; **5"** = 1.02; **6"** = 1.47; **12"** = 5.88

SAMPLING DATA

SAMPLED BY (PRINT) / AFFILIATION: Erik Riegel / AECOM	SAMPLER(S) SIGNATURE(S): [signature]	SAMPLE TIME: 1215

PUMP OR TUBING DEPTH IN WELL (feet): NA	TUBING MATERIAL CODE: NA	FIELD-FILTERED: Y (N) Filtration Equipment Type: --	FILTER SIZE: -- µm

FIELD DECONTAMINATION: PUMP Y N (NA) TUBING Y (N (replaced)) DUPLICATE: (Y) N

SAMPLE CONTAINER SPECIFICATION				SAMPLE PRESERVATION (including wet ice)			INTENDED ANALYSIS AND/OR METHOD	SAMPLING EQUIPMENT CODE	SAMPLE PUMP FLOW RATE (gal per minute)
SAMPLE ID CODE	# CONTAINERS	MATERIAL CODE	VOLUME	PRESERVATIVE USED	TOTAL VOL ADDED IN FIELD (mL)	FINAL pH			
MW-92	4	AG	40 mL	HCl	40 mL x 4	6.86	6200	B	—
MW-92	3	AG	40 mL	HCl	40 mL x 3	6.86	VPH	B	—
MW-92	1	PP	250 mL	HNO_3	250 mL	6.86	Lead by 6010	B	—

REMARKS: Dry at 2.5 gal, Dup-1-20220303

MATERIAL CODES: **AG** = Amber Glass; **CG** = Clear Glass; **HDPE** = High Density Polyethylene; **LDPE** = Low Density Polyethylene; **PP** = Polypropylene; **S** = Silicone; **T** = Teflon; **O** = Other (Specify)

SAMPLING EQUIPMENT CODES: **APP** = After (Through) Peristaltic Pump; **B** = Bailer; **BP** = Bladder Pump; **ESP** = Electric Submersible Pump; **RFPP** = Reverse Flow Peristaltic Pump; **SM** = Straw Method (Tubing Gravity Drain); **O** = Other (Specify)

GROUNDWATER SAMPLING LOG

SITE NAME: 2020-L1-2448 Incident	SITE LOCATION: Huntersville, NC	PROJECT NUMBER: 60674226	WELL NAME: MW-73	DATE: 3/3/22

WELL DIAMETER (inches): 2"	TUBING DIAMETER (inches): N/A	WELL SCREEN INTERVAL DEPTH: ft. to 48.06 ft.	DEPTH TO WATER (feet): 37.02	PUMP TYPE OR BAILER: Bailer

1 WELL VOLUME = (TD-DTW) x WELL CAPACITY

(48.06 ft. - 37.02 ft.) x 0.16 gal./ft. = 1.77 gallons

3 WELL VOLUMES = 1 WELL VOLUME X 3

1.77 gallons x 3 = 5.31 gallons

PUMP DEPTH IN WELL (feet): N/A	PURGING INITIATED AT: 0940	PURGING ENDED AT: 1000	TOTAL VOLUME PURGED (gallons): 5.33

EQUIPMENT INFORMATION WATER QUALITY METER	MAKE/MODEL: SERIAL #:	EQUIPMENT INFORMATION OIL/WATER INTERFACE PROBE	MAKE/MODEL: SERIAL #:

TIME	VOLUME PURGED (gallons)	PURGE RATE (gpm)	DEPTH TO WATER (feet)	TEMP. (°C)	DO (mg/L)	COND. (µS/cm)	pH (standard units)	ORP (mV)	TURB. (NTU)	COLOR (describe)	ODOR (describe)
STABILIZATION CRITERIA:			<0.3 ft. drawdown	within 3%	within 10% or <0.5 mg/L	within 3%	±0.1 unit	±10 mV	within 10% or <5 NTU	--	--
0945	2.00	N/A	--	15.6	6.10	376.3	6.76	176.0	23.04	Light Brown	None
0950	3.66	N/A	--	15.6	5.27	140.8	6.45	129.3	8.29	Brown	None
0955	5.33	N/A	--	15.8	4.47	137.1	6.55	115.0	197.5	Brown	None

Mike de Kozlowski 3/3/22

WELL CAPACITY (Gallons Per Foot): **0.75"** = 0.02; **1"** = 0.04; **1.25"** = 0.06; **2"** = 0.16; **3"** = 0.37; **4"** = 0.65; **5"** = 1.02; **6"** = 1.47; **12"** = 5.88

SAMPLING DATA

SAMPLED BY (PRINT) / AFFILIATION: Mike de Kozlowski / AECOM	SAMPLER(S) SIGNATURE(S): Mike de Kozlowski	SAMPLE TIME: 1000

PUMP OR TUBING DEPTH IN WELL (feet): N/A	TUBING MATERIAL CODE: PP	FIELD-FILTERED: Y (N) Filtration Equipment Type: --	FILTER SIZE: -- µm

FIELD DECONTAMINATION: PUMP Y N TUBING Y N (replaced) DUPLICATE: Y (N)

SAMPLE CONTAINER SPECIFICATION				SAMPLE PRESERVATION (including wet ice)			INTENDED ANALYSIS AND/OR METHOD	SAMPLING EQUIPMENT CODE	SAMPLE PUMP FLOW RATE (gal per minute)
SAMPLE ID CODE	# CONTAINERS	MATERIAL CODE	VOLUME	PRESERVATIVE USED	TOTAL VOL ADDED IN FIELD (mL)	FINAL pH			
MW-73	4	AG	40 mL	HCl	40 mL x 4	6.55	6200	B	N/A
|	3	AG	40 mL	HCl	40 mL x 3	|	VPH	|	|
|	1	PP	250 mL	HNO_3	250 mL	|	Lead by 6010	|	|

REMARKS:

Water level meter stopped working. 3 well volumes purged.

MATERIAL CODES: **AG** = Amber Glass; **CG** = Clear Glass; **HDPE** = High Density Polyethylene; **LDPE** = Low Density Polyethylene; **PP** = Polypropylene; **S** = Silicone; **T** = Teflon; **O** = Other (Specify)

SAMPLING EQUIPMENT CODES: **APP** = After (Through) Peristaltic Pump; **B** = Bailer; **BP** = Bladder Pump; **ESP** = Electric Submersible Pump; **RFPP** = Reverse Flow Peristaltic Pump; **SM** = Straw Method (Tubing Gravity Drain); **O** = Other (Specify)

GROUNDWATER SAMPLING LOG

SITE NAME: 2020-L1-2448 Incident	SITE LOCATION: Huntersville, NC	PROJECT NUMBER: 60674226	WELL NAME: MW-74	DATE: 2/28/22

WELL DIAMETER (inches): 2"	TUBING DIAMETER (inches): Bladder Tubing	WELL SCREEN INTERVAL DEPTH: 17.77 ft. to 32.77 ft.	DEPTH TO WATER (feet): 25.62	PUMP TYPE OR BAILER: Bladder

1 WELL VOLUME = (TD-DTW) x WELL CAPACITY

(32.77 ft. - 25.62 ft.) x 0.16 gal./ft. = 1.14 gallons

3 WELL VOLUMES = 1 WELL VOLUME X 3

1.14 gallons x 3 = 3.42 gallons

PUMP DEPTH IN WELL (feet): 30.62	PURGING INITIATED AT: 850	PURGING ENDED AT: 925	TOTAL VOLUME PURGED (gallons): 3.50

EQUIPMENT INFORMATION WATER QUALITY METER	MAKE/MODEL: YSI Pro Plus SERIAL #: 13K100920	EQUIPMENT INFORMATION OIL/WATER INTERFACE PROBE	MAKE/MODEL: Heron 100'IFP SERIAL #: 01-7819

TIME	VOLUME PURGED (gallons)	PURGE RATE (gpm)	DEPTH TO WATER (feet)	TEMP. (°C)	DO (mg/L)	COND. (µS/cm)	pH (standard units)	ORP (mV)	TURB. (NTU)	COLOR (describe)	ODOR (describe)
STABILIZATION CRITERIA:			<0.3 ft. drawdown	within 3%	within 10% or <0.5 mg/L	within 3%	±0.1 unit	±10 mV	within 10% or <5 NTU	--	--
850	0	0.1	25.72	16.0	3.55	197.0	6.55	138.1	124.0	light brown	none
855	0.5		25.75	16.8	3.99	182.3	6.54	137.4	150.3		
900	1.0		25.75	17.0	4.21	161.3	6.50	137.0	450.7		
905	1.5		25.77	17.3	4.77	150.3	6.49	136.3	522.4		
910	2.0		25.80	17.4	4.76	149.0	6.43	135.5	630.2		
915	2.5		25.82	17.4	4.95	150.9	6.41	140.9	602.1		
920	3.0		25.84	17.3	5.60	154.5	6.35	145.4	508.5		
925	3.5		25.85	17.7	4.55	159.1	6.50	143.7	380.7		

WELL CAPACITY (Gallons Per Foot): **0.75"** = 0.02; **1"** = 0.04; **1.25"** = 0.06; **2"** = 0.16; **3"** = 0.37; **4"** = 0.65; **5"** = 1.02; **6"** = 1.47; **12"** = 5.88

SAMPLING DATA

SAMPLED BY (PRINT) / AFFILIATION: Jacob miller/AECom	SAMPLER(S) SIGNATURE(S): [signature]	SAMPLE TIME: 930

PUMP OR TUBING DEPTH IN WELL (feet): 30.62	TUBING MATERIAL CODE: LDPE	FIELD-FILTERED: Y (N) Filtration Equipment Type: --	FILTER SIZE: -- µm

FIELD DECONTAMINATION: PUMP (Y) N TUBING Y (N) (replaced) DUPLICATE: Y (N)

SAMPLE CONTAINER SPECIFICATION				SAMPLE PRESERVATION (including wet ice)			INTENDED ANALYSIS AND/OR METHOD	SAMPLING EQUIPMENT CODE	SAMPLE PUMP FLOW RATE (gal per minute)
SAMPLE ID CODE	# CONTAINERS	MATERIAL CODE	VOLUME	PRESERVATIVE USED	TOTAL VOL ADDED IN FIELD (mL)	FINAL pH			
MW-74	4	AG	40 mL	HCl	40 mL x 4	6.50	6200	BP	0.1
	3	AG	40 mL	HCl	40 mL x 3		VPH		
	1	PP	250 mL	HNO_3	250 mL		Lead by 6010		

REMARKS: v. fast recharge, purged 3 vol

MATERIAL CODES: **AG** = Amber Glass; **CG** = Clear Glass; **HDPE** = High Density Polyethylene; **LDPE** = Low Density Polyethylene; **PP** = Polypropylene; **S** = Silicone; **T** = Teflon; **O** = Other (Specify)

SAMPLING EQUIPMENT CODES: **APP** = After (Through) Peristaltic Pump; **B** = Bailer; **BP** = Bladder Pump; **ESP** = Electric Submersible Pump; **RFPP** = Reverse Flow Peristaltic Pump; **SM** = Straw Method (Tubing Gravity Drain); **O** = Other (Specify)

GROUNDWATER SAMPLING LOG

SITE NAME: 2020-L1-2448 Incident	SITE LOCATION: Huntersville, NC	PROJECT NUMBER: 60639876	WELL NAME: MW-75	DATE: 2/28/22

WELL DIAMETER (inches): 2"	TUBING DIAMETER (inches): 3/8"	WELL SCREEN INTERVAL DEPTH: 30.95 ft. to 45.95 ft.	DEPTH TO WATER (feet): 43.06	PUMP TYPE OR BAILER: Bailer

1 WELL VOLUME = (TD-DTW) x WELL CAPACITY

(45.95 ft. - 43.06 ft.) x 0.16 gal./ft. = 0.5 gallons

3 WELL VOLUMES = 1 WELL VOLUME X 3

0.5 gallons x 3 = 1.5 gallons

PUMP DEPTH IN WELL (feet): NA	PURGING INITIATED AT: 1125	PURGING ENDED AT: 1410	TOTAL VOLUME PURGED (gallons): 0.5

EQUIPMENT INFORMATION WATER QUALITY METER	MAKE/MODEL: Pro Quatro SERIAL #: 21J102397	EQUIPMENT INFORMATION OIL/WATER INTERFACE PROBE	MAKE/MODEL: Heron SERIAL #: 01-8345

TIME	VOLUME PURGED (gallons)	PURGE RATE (gpm)	DEPTH TO WATER (feet)	TEMP. (°C)	DO (mg/L)	COND. (µS/cm)	pH (standard units)	ORP (mV)	TURB. (NTU)	COLOR (describe)	ODOR (describe)
STABILIZATION CRITERIA:			<0.3 ft. drawdown	within 3%	within 10% or <0.5 mg/L	within 3%	±0.1 unit	±10 mV	within 10% or <5 NTU	--	--
1400	0.5	NA	NA	17.9	5.27	201.8	6.68	86.7	NA	Brown	None

WELL CAPACITY (Gallons Per Foot): **0.75"** = 0.02; **1"** = 0.04; **1.25"** = 0.06; **2"** = 0.16; **3"** = 0.37; **4"** = 0.65; **5"** = 1.02; **6"** = 1.47; **12"** = 5.88

SAMPLING DATA

SAMPLED BY (PRINT) / AFFILIATION: Erik Riegel / AECOM	SAMPLER(S) SIGNATURE(S): [signature]	SAMPLE TIME: 1400
PUMP OR TUBING DEPTH IN WELL (feet): NA	TUBING MATERIAL CODE: NA	FIELD-FILTERED: Y (N) Filtration Equipment Type: -- FILTER SIZE: -- µm

FIELD DECONTAMINATION: PUMP (Y) N TUBING Y (N) (replaced) DUPLICATE: Y (N)

SAMPLE CONTAINER SPECIFICATION				SAMPLE PRESERVATION (including wet ice)			INTENDED ANALYSIS AND/OR METHOD	SAMPLING EQUIPMENT CODE	SAMPLE PUMP FLOW RATE (gal per minute)
SAMPLE ID CODE	# CONTAINERS	MATERIAL CODE	VOLUME	PRESERVATIVE USED	TOTAL VOL ADDED IN FIELD (mL)	FINAL pH			
MW-75	4	AG	40 mL	HCl	40 mL x 4	6.68	6200	B	NA
MW-75	3	AG	40 mL	HCl	40 mL x 3	6.68	VPH	B	NA
MW-75	1	PP	250 mL	HNO_3	250 mL	6.68	Lead by 6010	B	NA

REMARKS: Well dry at 0.5gal. Will let recharge and sample in the afternoon.

MATERIAL CODES: **AG** = Amber Glass; **CG** = Clear Glass; **HDPE** = High Density Polyethylene; **LDPE** = Low Density Polyethylene; **PP** = Polypropylene; **S** = Silicone; **T** = Teflon; **O** = Other (Specify)

SAMPLING EQUIPMENT CODES: **APP** = After (Through) Peristaltic Pump; **B** = Bailer; **BP** = Bladder Pump; **ESP** = Electric Submersible Pump; **RFPP** = Reverse Flow Peristaltic Pump; **SM** = Straw Method (Tubing Gravity Drain); **O** = Other (Specify)

GROUNDWATER SAMPLING LOG

SITE NAME: 2020-L1-2448 Incident	SITE LOCATION: Huntersville, NC	PROJECT NUMBER: 60674226	WELL NAME: MW-76	DATE: 3-2-22

WELL DIAMETER (inches): 2	TUBING DIAMETER (inches):	WELL SCREEN INTERVAL DEPTH: 28.80 ft. to 48.80 ft.	DEPTH TO WATER (feet): 34.68	PUMP TYPE OR BAILER: MONSOON

1 WELL VOLUME = (TD-DTW) x WELL CAPACITY

(48.80 ft. - 34.68 ft.) x 0.16 gal./ft. = 2.25 gallons

3 WELL VOLUMES = 1 WELL VOLUME X 3

2.25 gallons x 3 = 6.75 gallons

PUMP DEPTH IN WELL (feet): 42	PURGING INITIATED AT: 1425	PURGING ENDED AT: 1525	TOTAL VOLUME PURGED (gallons): 3.6

EQUIPMENT INFORMATION WATER QUALITY METER — MAKE/MODEL: YSI PRO+ — SERIAL #: 19J103974

EQUIPMENT INFORMATION OIL/WATER INTERFACE PROBE — MAKE/MODEL: H.OIL — SERIAL #: D1-8348

TIME	VOLUME PURGED (gallons)	PURGE RATE (gpm)	DEPTH TO WATER (feet)	TEMP. (°C)	DO (mg/L)	COND. (µS/cm)	pH (standard units)	ORP (mV)	TURB. (NTU)	COLOR (describe)	ODOR (describe)
STABILIZATION CRITERIA:			<0.3 ft. drawdown	within 3%	within 10% or <0.5 mg/L	within 3%	±0.1 unit	±10 mV	within 10% or <5 NTU	--	--
1435	0.6	0.06	34.87	18.9	6.50	125.9	6.06	278.9	>1100	BROWN	NONE
1440	0.9		34.86	19.1	6.25	126.7	6.06	281.8	690.6		
1445	1.2		34.86	19.4	6.13	127.4	6.05	283.0	622.6		
1450	1.5		34.86	19.5	5.89	127.8	6.04	282.5	400.9	CLOUDY	
1455	1.8		34.86	19.5	5.84	128.0	6.04	281.2	341.5		
1500	2.1		34.86	19.5	5.65	127.9	6.03	279.3	216.1		
1505	2.4		34.84	19.6	5.56	128.1	6.03	277.1	175.5		
1510	2.7		34.84	19.5	5.47	127.9	6.03	274.9	119.3		
1515	3.0		34.84	19.7	5.42	128.3	6.03	272.0	91.80		
1520	3.3		34.84	19.7	5.42	128.4	6.03	271.4	99.97		
1525	3.6		34.84	19.7	5.41	128.4	6.03	270.5	91.77		

WELL CAPACITY (Gallons Per Foot): **0.75"** = 0.02; **1"** = 0.04; **1.25"** = 0.06; **2"** = 0.16; **3"** = 0.37; **4"** = 0.65; **5"** = 1.02; **6"** = 1.47; **12"** = 5.88

SAMPLING DATA

SAMPLED BY (PRINT) / AFFILIATION: SAM MOORE/AECOM	SAMPLER(S) SIGNATURE(S):	SAMPLE TIME: 1530

PUMP OR TUBING DEPTH IN WELL (feet): 42	TUBING MATERIAL CODE: LDPE	FIELD-FILTERED: Y (N) Filtration Equipment Type: --	FILTER SIZE: -- µm

FIELD DECONTAMINATION: PUMP (Y) N TUBING Y (N)(replaced) DUPLICATE: Y (N)

SAMPLE CONTAINER SPECIFICATION				SAMPLE PRESERVATION (including wet ice)			INTENDED ANALYSIS AND/OR METHOD	SAMPLING EQUIPMENT CODE	SAMPLE PUMP FLOW RATE (gal per minute)
SAMPLE ID CODE	# CONTAINERS	MATERIAL CODE	VOLUME	PRESERVATIVE USED	TOTAL VOL ADDED IN FIELD (mL)	FINAL pH			
MW-76	4	AG	40 mL	HCl	40 mL x 4	6.03	6200	ESP	0.06
	3	AG	40 mL	HCl	40 mL x 3		VPH		
	1	PP	250 mL	HNO_3	250 mL		Lead by 6010		

REMARKS: Well stabilized before purge volume reached. Turbidity within 10 %.

MATERIAL CODES: **AG** = Amber Glass; **CG** = Clear Glass; **HDPE** = High Density Polyethylene; **LDPE** = Low Density Polyethylene; **PP** = Polypropylene; **S** = Silicone; **T** = Teflon; **O** = Other (Specify)

SAMPLING EQUIPMENT CODES: **APP** = After (Through) Peristaltic Pump; **B** = Bailer; **BP** = Bladder Pump; **ESP** = Electric Submersible Pump; **RFPP** = Reverse Flow Peristaltic Pump; **SM** = Straw Method (Tubing Gravity Drain); **O** = Other (Specify)

GROUNDWATER SAMPLING LOG

SITE NAME: 2020-L1-2448 Incident	SITE LOCATION: Huntersville, NC	PROJECT NUMBER: 60639876	WELL NAME: MW-77	DATE: 3/1/22

WELL DIAMETER (inches): 2"	TUBING DIAMETER (inches): 3/8"	WELL SCREEN INTERVAL DEPTH: 18.65 ft. to 48.65 ft.	DEPTH TO WATER (feet): 31.17	PUMP TYPE OR BAILER: Monsoon

1 WELL VOLUME = (TD-DTW) x WELL CAPACITY

(48.65 ft. - 31.17 ft.) x 0.16 gal./ft. = 2.79 gallons

3 WELL VOLUMES = 1 WELL VOLUME X 3

2.79 gallons x 3 = 8.4 gallons

PUMP DEPTH IN WELL (feet): 37	PURGING INITIATED AT: 0847	PURGING ENDED AT: 1005	TOTAL VOLUME PURGED (gallons): 7

EQUIPMENT INFORMATION WATER QUALITY METER — MAKE/MODEL: Pro Quatro — SERIAL #: 21J102397

EQUIPMENT INFORMATION OIL/WATER INTERFACE PROBE — MAKE/MODEL: Heron — SERIAL #: 01-8345

TIME	VOLUME PURGED (gallons)	PURGE RATE (gpm)	DEPTH TO WATER (feet)	TEMP. (°C)	DO (mg/L)	COND. (µS/cm)	pH (standard units)	ORP (mV)	TURB. (NTU)	COLOR (describe)	ODOR (describe)
STABILIZATION CRITERIA:			<0.3 ft. drawdown	within 3%	within 10% or <0.5 mg/L	within 3%	±0.1 unit	±10 mV	within 10% or <5 NTU	--	--
0848	0	0.1	31.54	15.9	6.98	88.0	7.22	160.7	246.0	Cloudy	None
0853	0.5	0.1	31.54	16.0	7.01	90.5	6.40	158.4	153.5	Cloudy	None
0858	1	0.1	31.54	16.4	6.86	91.3	6.30	167.3	124.2	Cloudy	None
0903	1.5	0.1	31.54	16.6	6.72	93.2	6.27	167.6	135.3	Cloudy	None
0908	2	0.1	31.54	16.8	6.72	94.7	6.25	167.8	99.02	Cloudy	None
0913	2.5	0.1	31.54	16.5	6.61	94.9	6.23	174.0	61.22	Cloudy	None
0918	3	0.1	31.54	16.6	6.70	94.8	6.22	175.3	32.73	Cloudy	None
0923	3.5	0.1	31.54	16.6	6.71	94.8	6.22	174.8	24.91	Cloudy	None
0928	4	0.1	31.54	16.6	6.72	94.8	6.21	173.3	16.14	Clear	None
0933	4.5	0.1	31.54	16.8	6.57	95.2	6.20	174.0	11.70	Clear	None
0938	5	0.1	31.54	16.8	6.32	94.6	6.20	174.7	13.28	Clear	None
0943	5.5	0.1	31.54	16.9	6.64	95.3	6.19	176.7	3.07	Clear	None
0948	6	0.1	31.54	16.8	6.53	95.3	6.19	177.8	2.63	Clear	None
0953	6.5	0.1	31.54	16.8	6.48	95.1	6.19	178.2	1.89	Clear	None

WELL CAPACITY (Gallons Per Foot): **0.75"** = 0.02; **1"** = 0.04; **1.25"** = 0.06; **2"** = 0.16; **3"** = 0.37; **4"** = 0.65; **5"** = 1.02; **6"** = 1.47; **12"** = 5.88

SAMPLING DATA

SAMPLED BY (PRINT) / AFFILIATION: Erik Riegel / AECOM	SAMPLER(S) SIGNATURE(S): [signature]	SAMPLE TIME: 1000

PUMP OR TUBING DEPTH IN WELL (feet): 37	TUBING MATERIAL CODE: LDPE	FIELD-FILTERED: Y (N) Filtration Equipment Type: --	FILTER SIZE: -- µm

FIELD DECONTAMINATION: PUMP (Y) N TUBING Y (N) (replaced) DUPLICATE: Y (N)

SAMPLE CONTAINER SPECIFICATION				SAMPLE PRESERVATION (including wet ice)			INTENDED ANALYSIS AND/OR METHOD	SAMPLING EQUIPMENT CODE	SAMPLE PUMP FLOW RATE (gal per minute)
SAMPLE ID CODE	# CONTAINERS	MATERIAL CODE	VOLUME	PRESERVATIVE USED	TOTAL VOL ADDED IN FIELD (mL)	FINAL pH			
MW-77	4	AG	40 mL	HCl	40 mL x 4	6.19	6200	ESP	0.1
MW-77	3	AG	40 mL	HCl	40 mL x 3	6.19	VPH	ESP	0.1
MW-77	1	PP	250 mL	HNO_3	250 mL	6.19	Lead by 6010	ESP	0.1

REMARKS: Well parameters Stabilized.

MATERIAL CODES: **AG** = Amber Glass; **CG** = Clear Glass; **HDPE** = High Density Polyethylene; **LDPE** = Low Density Polyethylene; **PP** = Polypropylene; **S** = Silicone; **T** = Teflon; **O** = Other (Specify)

SAMPLING EQUIPMENT CODES: **APP** = After (Through) Peristaltic Pump; **B** = Bailer; **BP** = Bladder Pump; **ESP** = Electric Submersible Pump; **RFPP** = Reverse Flow Peristaltic Pump; **SM** = Straw Method (Tubing Gravity Drain); **O** = Other (Specify)

GROUNDWATER SAMPLING LOG

SITE NAME: 2020-L1-2448 Incident	SITE LOCATION: Huntersville, NC	PROJECT NUMBER: 60639876	WELL NAME: MW-78	DATE: 3/1/22

WELL DIAMETER (inches): 2" PVC	TUBING DIAMETER (inches): 3/8"	WELL SCREEN INTERVAL DEPTH: 28.51 feet to 57.15 feet	DEPTH TO WATER (feet): 35.90	PUMP TYPE OR BAILER: Monsoon

1 WELL VOLUME = (TD-DTW) x WELL CAPACITY

(57.15 ft. - 35.90 ft.) x 0.16 gal./ft. = 3.4 gallons

3 WELL VOLUMES = 1 WELL VOLUME X 3

3.4 gallons x 3 = 10.2 gallons

PUMP DEPTH IN WELL (feet): 40	PURGING INITIATED AT: 0900	PURGING ENDED AT: 1000	TOTAL VOLUME PURGED (gallons): 6.0

TIME	VOLUME PURGED (gallons)	PURGE RATE (gpm)	DEPTH TO WATER (feet)	TEMP. (°C)	DO (mg/L)	COND. (µS/cm)	pH (standard units)	ORP (mV)	TURB. (NTU)	COLOR (describe)	ODOR (describe)
STABILIZATION CRITERIA:			<0.3 ft. drawdown	within 3%	within 10% or <0.5 mg/L	within 3%	±0.1 unit	±10 mV	within 10% or <5 NTU	--	--
0900	0	0.1	35.90	15.3	6.56	92.3	5.81	198.7	514.5	light brn, milky	none
0905	0.5		35.90	15.4	5.23	91.3	5.81	192.3	510		
0910	1		35.97	16.6	5.75	91.6	5.78	197.5	450.3		
0915	1.5		35.98	16.3	5.73	96.5	5.80	195.6	302.5		
0920	2.0		36.00	16.4	6.23	91.2	5.72	197.6	320.8		
0925	2.5		36.18	17.2	6.50	95.3	5.78	198.7	605.5		
0930	3.0		36.28	18.3	6.43	96.6	5.79	198.7	724.4		
0935	3.5		36.65	18.0	5.97	98.6	5.95	196.6	511.4		
0940	4.0		36.68	18.3	5.34	100.6	5.83	196.2	397.2		
0945	4.5		36.68	18.4	5.39	101.4	5.80	196.9	438.3		
0950	5.0		36.70	18.3	5.99	102.7	5.93	191.7	418.0		
0955	5.5		36.71	18.3	5.54	105.4	5.91	190.3	333.1		
1000	6.0		36.72	18.6	5.35	105.3	5.84	190.1	398.5		

END

WELL CAPACITY (Gallons Per Foot): **0.75"** = 0.02; **1"** = 0.04; **1.25"** = 0.06; **2"** = 0.16; **3"** = 0.37; **4"** = 0.65; **5"** = 1.02; **6"** = 1.47; **12"** = 5.88

SAMPLING DATA

SAMPLED BY (PRINT) / AFFILIATION: Erica Duncan	SAMPLER(S) SIGNATURE(S): [signature]	SAMPLE TIME: 1005

PUMP OR TUBING DEPTH IN WELL (feet):	TUBING MATERIAL CODE: LDPE	FIELD-FILTERED: Y (N) Filtration Equipment Type: --	FILTER SIZE: -- µm

FIELD DECONTAMINATION: PUMP (Y) N TUBING (Y) N (replaced) DUPLICATE: Y (N)

SAMPLE CONTAINER SPECIFICATION				SAMPLE PRESERVATION (including wet ice)			INTENDED ANALYSIS AND/OR METHOD	SAMPLING EQUIPMENT CODE	SAMPLE PUMP FLOW RATE (gal per minute)
SAMPLE ID CODE	# CONTAINERS	MATERIAL CODE	VOLUME	PRESERVATIVE USED	TOTAL VOL ADDED IN FIELD (mL)	FINAL pH			
MW-78	4	AG	40 mL	HCl	40 mL x 4	5.84	6200	ESP	0.1
	3	AG	40 mL	HCl	40 mL x 3		VPH		
	1	PP	250 mL	HNO_3	250 mL		Lead by 6010		
	3	AG	40 mL	HCl	40 mL x 3		8015		

REMARKS:

MATERIAL CODES: **AG** = Amber Glass; **CG** = Clear Glass; **HDPE** = High Density Polyethylene; **LDPE** = Low Density Polyethylene; **PP** = Polypropylene; **S** = Silicone; **T** = Teflon; **O** = Other (Specify)

SAMPLING EQUIPMENT CODES: **APP** = After (Through) Peristaltic Pump; **B** = Bailer; **BP** = Bladder Pump; **ESP** = Electric Submersible Pump; **RFPP** = Reverse Flow Peristaltic Pump; **SM** = Straw Method (Tubing Gravity Drain); **O** = Other (Specify)

GROUNDWATER SAMPLING LOG

SITE NAME: 2020-L1-2448 Incident	SITE LOCATION: Huntersville, NC	PROJECT NUMBER: 60639876	WELL NAME: MW-79	DATE: 3/1/22

WELL DIAMETER (inches): 2"	TUBING DIAMETER (inches): 3/8"	WELL SCREEN INTERVAL DEPTH: 20.86 ft. to 40.86 ft.	DEPTH TO WATER (feet): 29.95	PUMP TYPE OR BAILER: Monsoon

1 WELL VOLUME = (TD-DTW) x WELL CAPACITY

(40.86 ft. - 29.95 ft.) x 0.16 gal./ft. = 1.74 gallons

3 WELL VOLUMES = 1 WELL VOLUME X 3

1.74 gallons x 3 = 5.2 gallons

PUMP DEPTH IN WELL (feet): 35	PURGING INITIATED AT: 1029	PURGING ENDED AT: 1135	TOTAL VOLUME PURGED (gallons): 6

EQUIPMENT INFORMATION WATER QUALITY METER — MAKE/MODEL: Pro Quatro — SERIAL #: 21J102397

EQUIPMENT INFORMATION OIL/WATER INTERFACE PROBE — MAKE/MODEL: Heron — SERIAL #: 01-8345

TIME	VOLUME PURGED (gallons)	PURGE RATE (gpm)	DEPTH TO WATER (feet)	TEMP. (°C)	DO (mg/L)	COND. (µS/cm)	pH (standard units)	ORP (mV)	TURB. (NTU)	COLOR (describe)	ODOR (describe)
STABILIZATION CRITERIA:			<0.3 ft. drawdown	within 3%	within 10% or <0.5 mg/L	within 3%	±0.1 unit	±10 mV	within 10% or <5 NTU	--	--
1030	0	0.1	30.26	17.1	9.37	97.0	6.26	175.9	192.6	Cloudy	None
1035	0.5	0.1	30.26	17.0	9.26	99.9	6.21	174.9	97.71	Cloudy	None
1040	1	0.1	30.26	17.6	9.04	103.0	6.22	165.4	114.2	Cloudy	None
1045	1.5	0.1	30.26	17.7	8.97	1055	6.25	162.1	116.1	Cloudy	None
1050	2	0.1	30.26	17.7	8.86	106.1	6.24	163.9	97.31	Cloudy	None
1055	2.5	0.1	30.26	17.8	8.80	1068	6.24	166.6	79.27	Cloudy	None
1100	3	0.1	30.26	17.8	8.74	107.2	6.24	166.1	76.72	Cloudy	None
1105	3.5	0.1	30.26	17.9	8.68	107.9	6.24	171.3	62.17	Cloudy	None
1110	4	0.1	30.26	17.9	8.59	108.4	6.24	172.4	50.79	Cloudy	None
1115	4.5	0.1	30.26	18.0	8.54	109.0	6.24	173.7	45.23	Cloudy	None
1120	5	0.1	30.26	17.9	8.54	108.4	6.24	169.3	36.03	Cloudy	None
1125	5.5	0.1	30.26	17.9	8.49	108.6	6.23	169.7	30.79	Cloudy	None

WELL CAPACITY (Gallons Per Foot): **0.75"** = 0.02; **1"** = 0.04; **1.25"** = 0.06; **2"** = 0.16; **3"** = 0.37; **4"** = 0.65; **5"** = 1.02; **6"** = 1.47; **12"** = 5.88

SAMPLING DATA

SAMPLED BY (PRINT) / AFFILIATION: Erik Riegel / AECOM	SAMPLER(S) SIGNATURE(S): [signature]	SAMPLE TIME: 1130

PUMP OR TUBING DEPTH IN WELL (feet): 35	TUBING MATERIAL CODE: LDPE	FIELD-FILTERED: Y (N) Filtration Equipment Type: --	FILTER SIZE: -- µm

FIELD DECONTAMINATION: PUMP (Y) N TUBING Y (N) (replaced) DUPLICATE: Y (N)

SAMPLE CONTAINER SPECIFICATION				SAMPLE PRESERVATION (including wet ice)			INTENDED ANALYSIS AND/OR METHOD	SAMPLING EQUIPMENT CODE	SAMPLE PUMP FLOW RATE (gal per minute)
SAMPLE ID CODE	# CONTAINERS	MATERIAL CODE	VOLUME	PRESERVATIVE USED	TOTAL VOL ADDED IN FIELD (mL)	FINAL pH			
MW-79	4	AG	40 mL	HCl	40 mL x 4	6.23	6200	ESP	0.1
MW-79	3	AG	40 mL	HCl	40 mL x 3	6.23	VPH	ESP	0.1
MW-79	1	PP	250 mL	HNO_3	250 mL	6.23	Lead by 6010	ESP	0.1

REMARKS: 3 Well Volumes Purged. High turbidity

MATERIAL CODES: **AG** = Amber Glass; **CG** = Clear Glass; **HDPE** = High Density Polyethylene; **LDPE** = Low Density Polyethylene; **PP** = Polypropylene; **S** = Silicone; **T** = Teflon; **O** = Other (Specify)

SAMPLING EQUIPMENT CODES: **APP** = After (Through) Peristaltic Pump; **B** = Bailer; **BP** = Bladder Pump; **ESP** = Electric Submersible Pump; **RFPP** = Reverse Flow Peristaltic Pump; **SM** = Straw Method (Tubing Gravity Drain); **O** = Other (Specify)

GROUNDWATER SAMPLING LOG

SITE NAME: 2020-L1-2448 Incident	SITE LOCATION: Huntersville, NC	PROJECT NUMBER: 60674226	WELL NAME: MW-79 D	DATE: 3/1/22

WELL DIAMETER (inches): 2"	TUBING DIAMETER (inches): Bladder Tubing	WELL SCREEN INTERVAL DEPTH: 146.60 ft. to 156.61 ft.	DEPTH TO WATER (feet): 45.00	PUMP TYPE OR BAILER: Bladder

1 WELL VOLUME = (TD-DTW) x WELL CAPACITY

(156.61 ft. - 45.00 ft.) x 0.16 gal./ft. = 17.86 gallons

3 WELL VOLUMES = 1 WELL VOLUME X 3

17.86 gallons x 3 = 53.58 gallons

PUMP DEPTH IN WELL (feet): 151.60	PURGING INITIATED AT: 1035	PURGING ENDED AT: 1050	TOTAL VOLUME PURGED (gallons): 1.5

EQUIPMENT INFORMATION WATER QUALITY METER	MAKE/MODEL: YSI Pro Plus SERIAL #: 13K100920	EQUIPMENT INFORMATION OIL/WATER INTERFACE PROBE	MAKE/MODEL: Heron 100' IFP SERIAL #: 01-7819

TIME	VOLUME PURGED (gallons)	PURGE RATE (gpm)	DEPTH TO WATER (feet)	TEMP. (°C)	DO (mg/L)	COND. (µS/cm)	pH (standard units)	ORP (mV)	TURB. (NTU)	COLOR (describe)	ODOR (describe)
STABILIZATION CRITERIA:			<0.3 ft. drawdown	within 3%	within 10% or <0.5 mg/L	within 3%	±0.1 unit	±10 mV	within 10% or <5 NTU	--	--
1035	0	0.1	45.50	17.9	1.00	2774	12.47	56.5	13.78	clear	none
1040	0.5		45.54	17.9	1.02	2763	12.44	55.6	13.89		
1045	1.0		45.56	18.0	1.09	2763	12.47	55.2	9.64		
1050	1.5		45.60	18.2	0.89	2763	12.46	50.6	8.69		

WELL CAPACITY (Gallons Per Foot): **0.75"** = 0.02; **1"** = 0.04; **1.25"** = 0.06; **2"** = 0.16; **3"** = 0.37; **4"** = 0.65; **5"** = 1.02; **6"** = 1.47; **12"** = 5.88

SAMPLING DATA

SAMPLED BY (PRINT) / AFFILIATION: Jacob miller/AECom	SAMPLER(S) SIGNATURE(S): [signature]	SAMPLE TIME: 1055

PUMP OR TUBING DEPTH IN WELL (feet): 151.60	TUBING MATERIAL CODE: LDPE	FIELD-FILTERED: Y (N) Filtration Equipment Type: --	FILTER SIZE: -- µm

FIELD DECONTAMINATION: PUMP (Y) N TUBING Y (N) (replaced) DUPLICATE: Y (N)

SAMPLE CONTAINER SPECIFICATION				SAMPLE PRESERVATION (including wet ice)			INTENDED ANALYSIS AND/OR METHOD	SAMPLING EQUIPMENT CODE	SAMPLE PUMP FLOW RATE (gal per minute)
SAMPLE ID CODE	# CONTAINERS	MATERIAL CODE	VOLUME	PRESERVATIVE USED	TOTAL VOL ADDED IN FIELD (mL)	FINAL pH			
MW-79D	4	AG	40 mL	HCl	40 mL x 4	12.46	6200	BP	0.1
	3	AG	40 mL	HCl	40 mL x 3		VPH		
	1	PP	250 mL	HNO_3	250 mL		Lead by 6010		

REMARKS: fast recharge

MATERIAL CODES: **AG** = Amber Glass; **CG** = Clear Glass; **HDPE** = High Density Polyethylene; **LDPE** = Low Density Polyethylene; **PP** = Polypropylene; **S** = Silicone; **T** = Teflon; **O** = Other (Specify)

SAMPLING EQUIPMENT CODES: **APP** = After (Through) Peristaltic Pump; **B** = Bailer; **BP** = Bladder Pump; **ESP** = Electric Submersible Pump; **RFPP** = Reverse Flow Peristaltic Pump; **SM** = Straw Method (Tubing Gravity Drain); **O** = Other (Specify)

GROUNDWATER SAMPLING LOG

SITE NAME: 2020-L1-2448 Incident	SITE LOCATION: Huntersville, NC	PROJECT NUMBER: 60639876	WELL NAME: MW-80	DATE: 3/1/22

WELL DIAMETER (inches): 2"	TUBING DIAMETER (inches): 3/8"	WELL SCREEN INTERVAL DEPTH: 20.40 ft. to 40.40 ft.	DEPTH TO WATER (feet): 31.09	PUMP TYPE OR BAILER: Monsoon

1 WELL VOLUME = (TD-DTW) x WELL CAPACITY

(40.40 ft. - 31.09 ft.) x 0.16 gal./ft. = 1.5 gallons

3 WELL VOLUMES = 1 WELL VOLUME X 3

1.5 gallons x 3 = 4.5 gallons

PUMP DEPTH IN WELL (feet): 36	PURGING INITIATED AT: 1315	PURGING ENDED AT: 1400	TOTAL VOLUME PURGED (gallons): 3.5

EQUIPMENT INFORMATION WATER QUALITY METER — MAKE/MODEL: Pro Quatro — SERIAL #: 21J102397

EQUIPMENT INFORMATION OIL/WATER INTERFACE PROBE — MAKE/MODEL: Heron — SERIAL #: 01-8345

TIME	VOLUME PURGED (gallons)	PURGE RATE (gpm)	DEPTH TO WATER (feet)	TEMP. (°C)	DO (mg/L)	COND. (µS/cm)	pH (standard units)	ORP (mV)	TURB. (NTU)	COLOR (describe)	ODOR (describe)
STABILIZATION CRITERIA:			<0.3 ft. drawdown	within 3%	within 10% or <0.5 mg/L	within 3%	±0.1 unit	±10 mV	within 10% or <5 NTU	--	--
1316	0	0.1	32.34	18.3	4.24	262.2	6.42	163.8	420.2	Cloudy	None
1321	0.5	0.1	32.34	18.2	3.85	269.5	6.34	159.9	534.4	Cloudy	None
1326	1	0.1	32.34	18.3	4.76	278.2	6.24	167.0	153.4	Cloudy	None
1331	1.5	0.1	32.34	18.3	5.20	281.7	6.19	165.7	67.66	Cloudy	None
1336	2	0.1	32.34	18.4	5.25	282.5	6.18	164.9	65.39	Cloudy	None
1341	2.5	0.1	32.34	18.4	5.32	282.3	6.17	164.6	62.83	Cloudy	None
1346	3	0.1	32.34	18.4	5.37	282.2	6.17	164.6	60.79	Cloudy	None

WELL CAPACITY (Gallons Per Foot): **0.75"** = 0.02; **1"** = 0.04; **1.25"** = 0.06; **2"** = 0.16; **3"** = 0.37; **4"** = 0.65; **5"** = 1.02; **6"** = 1.47; **12"** = 5.88

SAMPLING DATA

SAMPLED BY (PRINT) / AFFILIATION: Erik Riegel / AECOM	SAMPLER(S) SIGNATURE(S): [signature]	SAMPLE TIME: 1355

PUMP OR TUBING DEPTH IN WELL (feet): 36	TUBING MATERIAL CODE: LDPE	FIELD-FILTERED: Y (N) Filtration Equipment Type: --	FILTER SIZE: -- µm

FIELD DECONTAMINATION: PUMP (Y) N TUBING Y (N) (replaced) DUPLICATE: Y (N)

SAMPLE CONTAINER SPECIFICATION				SAMPLE PRESERVATION (including wet ice)			INTENDED ANALYSIS AND/OR METHOD	SAMPLING EQUIPMENT CODE	SAMPLE PUMP FLOW RATE (gal per minute)
SAMPLE ID CODE	# CONTAINERS	MATERIAL CODE	VOLUME	PRESERVATIVE USED	TOTAL VOL ADDED IN FIELD (mL)	FINAL pH			
MW-80	4	AG	40 mL	HCl	40 mL x 4	6.17	6200	ESP	0.1
MW-80	3	AG	40 mL	HCl	40 mL x 3	6.17	VPH	ESP	0.1
MW-80	1	PP	250 mL	HNO_3	250 mL	6.17	Lead by 6010	ESP	0.1

REMARKS: Well Stabilized, High turbidity

MATERIAL CODES: **AG** = Amber Glass; **CG** = Clear Glass; **HDPE** = High Density Polyethylene; **LDPE** = Low Density Polyethylene; **PP** = Polypropylene; **S** = Silicone; **T** = Teflon; **O** = Other (Specify)

SAMPLING EQUIPMENT CODES: **APP** = After (Through) Peristaltic Pump; **B** = Bailer; **BP** = Bladder Pump; **ESP** = Electric Submersible Pump; **RFPP** = Reverse Flow Peristaltic Pump; **SM** = Straw Method (Tubing Gravity Drain); **O** = Other (Specify)

GROUNDWATER SAMPLING LOG

SITE NAME: 2020-L1-2448 Incident	SITE LOCATION: Huntersville, NC	PROJECT NUMBER: 60674226	WELL NAME: MW-81	DATE: 03/01/2022

WELL DIAMETER (inches): 2	TUBING DIAMETER (inches): n/a	WELL SCREEN INTERVAL DEPTH: 16.84 ft. to 36.84 ft.	DEPTH TO WATER (feet): 32.91	PUMP TYPE OR BAILER: Bailer

1 WELL VOLUME = (TD-DTW) x WELL CAPACITY

(36.84 ft. - 32.91 ft.) x 0.16 gal./ft. = 0.63 gallons

3 WELL VOLUMES = 1 WELL VOLUME X 3

0.63 gallons x 3 = 1.89 gallons

PUMP DEPTH IN WELL (feet): n/a	PURGING INITIATED AT: 1505	PURGING ENDED AT: 1515	TOTAL VOLUME PURGED (gallons): 2

EQUIPMENT INFORMATION WATER QUALITY METER — MAKE/MODEL: YSI Pro Plus — SERIAL #: 18C104596

EQUIPMENT INFORMATION OIL/WATER INTERFACE PROBE — MAKE/MODEL: Heron Dipper T. — SERIAL #: 01-8003

TIME	VOLUME PURGED (gallons)	PURGE RATE (gpm)	DEPTH TO WATER (feet)	TEMP. (°C)	DO (mg/L)	COND. (µS/cm)	pH (standard units)	ORP (mV)	TURB. (NTU)	COLOR (describe)	ODOR (describe)
STABILIZATION CRITERIA:			<0.3 ft. drawdown	within 3%	within 10% or <0.5 mg/L	within 3%	±0.1 unit	±10 mV	within 10% or <5 NTU	–	–
1505	0.63	n/a	n/a	19.4	5.20	272.4	6.17	95.7	8.18	Clear	None
1510	1.26	n/a	n/a	17.3	5.66	251.2	6.07	998.7 ⇔ 1066.5		Brown	↓
1515	1.89	n/a	n/a	16.9	6.94	250.5	6.08	1.100 ⇔ 103.5		Brown	

AOi 03/01/22

WELL CAPACITY (Gallons Per Foot): 0.75" = 0.02; 1" = 0.04; 1.25" = 0.06; 2" = 0.16; 3" = 0.37; 4" = 0.65; 5" = 1.02; 6" = 1.47; 12" = 5.88

SAMPLING DATA

SAMPLED BY (PRINT) / AFFILIATION: Andrew O'Malia / AECOM	SAMPLER(S) SIGNATURE(S): Andrew O'Malia	SAMPLE TIME: 1520
PUMP OR TUBING DEPTH IN WELL (feet): n/a	TUBING MATERIAL CODE: Bailer	FIELD-FILTERED: Y (N) Filtration Equipment Type: – FILTER SIZE: – µm
~~FIELD DECONTAMINATION: PUMP Y N~~	TUBING Y (N) (replaced)	DUPLICATE: Y (N)

SAMPLE CONTAINER SPECIFICATION				SAMPLE PRESERVATION (including wet ice)			INTENDED ANALYSIS AND/OR METHOD	SAMPLING EQUIPMENT CODE	SAMPLE PUMP FLOW RATE (gal per minute)
SAMPLE ID CODE	# CONTAINERS	MATERIAL CODE	VOLUME	PRESERVATIVE USED	TOTAL VOL ADDED IN FIELD (mL)	FINAL pH			
MW-81	4	AG	40 mL	HCl	40 mL x 4	6.08	6200	1 B	n/a
↓	3	AG	40 mL	HCl	40 mL x 3	↓	VPH	↓	↓
↓	1	PP	250 mL	HNO_3	250 mL	↓	Lead by 6010	↓	↓

REMARKS:

MATERIAL CODES: **AG** = Amber Glass; **CG** = Clear Glass; **HDPE** = High Density Polyethylene; **LDPE** = Low Density Polyethylene; **PP** = Polypropylene; **S** = Silicone; **T** = Teflon; **O** = Other (Specify)

SAMPLING EQUIPMENT CODES: **APP** = After (Through) Peristaltic Pump; **B** = Bailer; **BP** = Bladder Pump; **ESP** = Electric Submersible Pump; **RFPP** = Reverse Flow Peristaltic Pump; **SM** = Straw Method (Tubing Gravity Drain); **O** = Other (Specify)

GROUNDWATER SAMPLING LOG

SITE NAME: 2020-L1-2448 Incident	SITE LOCATION: Huntersville, NC	PROJECT NUMBER: 60674226	WELL NAME: MW-81D	DATE: 01/03/2022

WELL DIAMETER (inches): 2	TUBING DIAMETER (inches): 3/8	WELL SCREEN INTERVAL DEPTH: 98 ft. to 113.26 ft.	DEPTH TO WATER (feet): 48.04	PUMP TYPE OR BAILER: Monsoon

1 WELL VOLUME = (TD-DTW) x WELL CAPACITY

(113.26 ft. - 48.04 ft.) x 0.16 gal./ft. = 10.4 gallons

3 WELL VOLUMES = 1 WELL VOLUME X 3

10.4 gallons x 3 = 31.3 gallons

PUMP DEPTH IN WELL (feet): 105	PURGING INITIATED AT: 1315	PURGING ENDED AT: 1405	TOTAL VOLUME PURGED (gallons): 5.0

EQUIPMENT INFORMATION WATER QUALITY METER — MAKE/MODEL: YSI Pro Plus; SERIAL #: 18C104596

EQUIPMENT INFORMATION OIL/WATER INTERFACE PROBE — MAKE/MODEL: Heron Dipper T.; SERIAL #: 01-8003

TIME	VOLUME PURGED (gallons)	PURGE RATE (gpm)	DEPTH TO WATER (feet)	TEMP. (°C)	DO (mg/L)	COND. (µS/cm)	pH (standard units)	ORP (mV)	TURB. (NTU)	COLOR (describe)	ODOR (describe)
STABILIZATION CRITERIA:			<0.3 ft. drawdown	within 3%	within 10% or <0.5 mg/L	within 3%	±0.1 unit	±10 mV	within 10% or <5 NTU	–	–
1315	0.00	0.1	49.98	17.3	3.86	257.2	7.96	90.5	32.91	Clear	None
1320	0.5		51.31	17.3	2.11	257.6	7.91	54.8	24.93		
1325	1.0		52.13	17.4	1.69	257.1	7.89	36.4	17.30		
1330	1.5		51.99	17.6	1.01	253.9	7.80	-15.1	7.03		
1335	2.0		52.81	17.7	0.88	252.9	7.77	-23.8	6.64		
1340	2.5		52.09	17.7	0.84	250.0	7.72	-39.9	6.27		
1345	3.0		52.05	17.5	0.76	247.0	7.71	-52.4	5.09		
1350	3.5		51.94	17.6	0.97	246.8	7.70	-59.1	6.50		
1355	4.0		52.13	17.7	0.94	246.2	7.69	-72.1	6.50		
1400	4.5		52.15	17.6	0.89	246.0	7.70	-74.5	4.25		
1405	5.0		52.12	17.6	0.84	245.9	7.70	-77.6	5.57		

03/01/22

WELL CAPACITY (Gallons Per Foot): 0.75" = 0.02; 1" = 0.04; 1.25" = 0.06; 2" = 0.16; 3" = 0.37; 4" = 0.65; 5" = 1.02; 6" = 1.47; 12" = 5.88

SAMPLING DATA

SAMPLED BY (PRINT) / AFFILIATION: Andrew O'Malia / ARCOM	SAMPLER(S) SIGNATURE(S):	SAMPLE TIME: 1410

PUMP OR TUBING DEPTH IN WELL (feet): 105	TUBING MATERIAL CODE: LDPE	FIELD-FILTERED: Y (N) Filtration Equipment Type: –	FILTER SIZE: – µm

FIELD DECONTAMINATION: PUMP (Y) N TUBING Y (N) (replaced) DUPLICATE: Y (N)

SAMPLE CONTAINER SPECIFICATION				SAMPLE PRESERVATION (including wet ice)			INTENDED ANALYSIS AND/OR METHOD	SAMPLING EQUIPMENT CODE	SAMPLE PUMP FLOW RATE (gal per minute)
SAMPLE ID CODE	# CONTAINERS	MATERIAL CODE	VOLUME	PRESERVATIVE USED	TOTAL VOL ADDED IN FIELD (mL)	FINAL pH			
MW-81D	4	AG	40 mL	HCl	40 mL x 4	7.70	6200	ESP	0.1
1	3	AG	40 mL	HCl	40 mL x 3	1	VPH	1	1
	1	PP	250 mL	HNO_3	250 mL		Lead by 6010		

REMARKS:

MATERIAL CODES: **AG** = Amber Glass; **CG** = Clear Glass; **HDPE** = High Density Polyethylene; **LDPE** = Low Density Polyethylene; **PP** = Polypropylene; **S** = Silicone; **T** = Teflon; **O** = Other (Specify)

SAMPLING EQUIPMENT CODES: **APP** = After (Through) Peristaltic Pump; **B** = Bailer; **BP** = Bladder Pump; **ESP** = Electric Submersible Pump; **RFPP** = Reverse Flow Peristaltic Pump; **SM** = Straw Method (Tubing Gravity Drain); **O** = Other (Specify)

GROUNDWATER SAMPLING LOG

SITE NAME: 2020-L1-2448 Incident	SITE LOCATION: Huntersville, NC	PROJECT NUMBER: 60674226	WELL NAME: MW-82	DATE: ~~02/25/2022~~ 3/1/2022

WELL DIAMETER (inches): 2	TUBING DIAMETER (inches): 3/8	WELL SCREEN INTERVAL DEPTH: 13.81 ft. to 38.81 ft.	DEPTH TO WATER (feet): 36.25	PUMP TYPE OR BAILER: Monsoon

1 WELL VOLUME = (TD-DTW) x WELL CAPACITY

(38.81 ft. - 36.25 ft.) x 0.16 gal./ft. = 0.41 gallons

3 WELL VOLUMES = 1 WELL VOLUME X 3

0.41 gallons x 3 = 1.3 gallons

PUMP DEPTH IN WELL (feet): 38.5	PURGING INITIATED AT: 0920	PURGING ENDED AT: 0935	TOTAL VOLUME PURGED (gallons):

EQUIPMENT INFORMATION WATER QUALITY METER — MAKE/MODEL: YSI Pro Plus — SERIAL #: 18C104596

EQUIPMENT INFORMATION OIL/WATER INTERFACE PROBE — MAKE/MODEL: Heron Dipper T — SERIAL #: 01-8003

TIME	VOLUME PURGED (gallons)	PURGE RATE (gpm)	DEPTH TO WATER (feet)	TEMP. (°C)	DO (mg/L)	COND. (µS/cm)	pH (standard units)	ORP (mV)	TURB. (NTU)	COLOR (describe)	ODOR (describe)
STABILIZATION CRITERIA:			<0.3 ft. drawdown	within 3%	within 10% or <0.5 mg/L	within 3%	±0.1 unit	±10 mV	within 10% or <5 NTU	–	–
0920	0.00	0.1	37.61	15.2	4.36	150.5	6.19	115.6	732.1	Brown	None
0925	0.5	↓	37.70	15.4	4.61	141.2	6.10	118.2	618.8	↓	↓
0930	1.0	↓	37.88	15.6	5.19	135.8	6.05	123.7	409.2	↓	↓
0935	1.5	↓	37.93	15.9	5.29	134.4	6.02	126.6	221.6	↓	↓

A Oni 03/01/22

WELL CAPACITY (Gallons Per Foot): **0.75"** = 0.02; **1"** = 0.04; **1.25"** = 0.06; **2"** = 0.16; **3"** = 0.37; **4"** = 0.65; **5"** = 1.02; **6"** = 1.47; **12"** = 5.88

SAMPLING DATA

SAMPLED BY (PRINT) / AFFILIATION: Andrew Oniolia/AECOM	SAMPLER(S) SIGNATURE(S): A Oni	SAMPLE TIME: 0940
PUMP OR TUBING DEPTH IN WELL (feet): 38.5	TUBING MATERIAL CODE: LDPE	FIELD-FILTERED: Y (N) Filtration Equipment Type: – FILTER SIZE: – µm
FIELD DECONTAMINATION: PUMP (Y) N	TUBING Y N (replaced)	DUPLICATE: Y (N)

SAMPLE CONTAINER SPECIFICATION				SAMPLE PRESERVATION (including wet ice)			INTENDED ANALYSIS AND/OR METHOD	SAMPLING EQUIPMENT CODE	SAMPLE PUMP FLOW RATE (gal per minute)
SAMPLE ID CODE	# CONTAINERS	MATERIAL CODE	VOLUME	PRESERVATIVE USED	TOTAL VOL ADDED IN FIELD (mL)	FINAL pH			
MW-82	4	AG	40 mL	HCl	40 mL x 4	6.02	6200	ESP	0.1
↓	3	AG	40 mL	HCl	40 mL x 3	↓	VPH	↓	↓
↓	1	PP	250 mL	HNO_3	250 mL	↓	Lead by 6010	↓	↓

REMARKS: 3 well volumes purged. Pursing paused briefly prior to sample collection to allow for slight recharge.

MATERIAL CODES: **AG** = Amber Glass; **CG** = Clear Glass; **HDPE** = High Density Polyethylene; **LDPE** = Low Density Polyethylene; **PP** = Polypropylene; **S** = Silicone; **T** = Teflon; **O** = Other (Specify)

SAMPLING EQUIPMENT CODES: **APP** = After (Through) Peristaltic Pump; **B** = Bailer; **BP** = Bladder Pump; **ESP** = Electric Submersible Pump; **RFPP** = Reverse Flow Peristaltic Pump; **SM** = Straw Method (Tubing Gravity Drain); **O** = Other (Specify)

GROUNDWATER SAMPLING LOG

SITE NAME: 2020-L1-2448 Incident	SITE LOCATION: Huntersville, NC	PROJECT NUMBER: 60674226	WELL NAME: MW-83	DATE: 3-1-22

WELL DIAMETER (inches): 4	TUBING DIAMETER (inches):	WELL SCREEN INTERVAL DEPTH: 24.20 ft. to 44.20 ft.	DEPTH TO WATER (feet): 33.88	PUMP TYPE OR BAILER: Monsoon

1 WELL VOLUME = (TD-DTW) x WELL CAPACITY

(44.20 ft. - 33.88 ft.) x 0.65 gal./ft. = 6.71 gallons

3 WELL VOLUMES = 1 WELL VOLUME X 3

6.71 gallons x 3 = 20.12 gallons

PUMP DEPTH IN WELL (feet): 39	PURGING INITIATED AT: 1150	PURGING ENDED AT: 1240	TOTAL VOLUME PURGED (gallons):

EQUIPMENT INFORMATION WATER QUALITY METER — MAKE/MODEL: YSI PRO+ SERIAL #: 19J103974

EQUIPMENT INFORMATION OIL/WATER INTERFACE PROBE — MAKE/MODEL: H.OIL SERIAL #: D1-8348

TIME	VOLUME PURGED (gallons)	PURGE RATE (gpm)	DEPTH TO WATER (feet)	TEMP. (°C)	DO (mg/L)	COND. (µS/cm)	pH (standard units)	ORP (mV)	TURB. (NTU)	COLOR (describe)	ODOR (describe)
STABILIZATION CRITERIA:			<0.3 ft. drawdown	within 3%	within 10% or <0.5 mg/L	within 3%	±0.1 unit	±10 mV	within 10% or <5 NTU	--	--
1200	0.4	0.04	34.01	17.7	9.38	92.4	6.23	305.3	8.33	CLEAR	NONE
1205	0.6		34.01	18.1	9.01	93.9	6.22	303.6	13.86		
1210	0.8		34.01	18.1	8.94	93.1	6.22	302.8	11.74		
1215	1.0		34.02	18.2	8.84	91.8	6.20	302.4	13.35		
1220	1.2		34.02	18.3	8.71	90.5	6.19	301.8	12.36		
1225	1.4		34.01	18.4	8.63	89.7	6.18	301.1	11.01		
1230	1.6		34.03	18.5	8.51	87.7	6.18	300.8	13.11		
1235	1.8		34.02	18.5	8.47	87.1	6.17	300.8	13.91		
1240	2.0		34.02	18.6	8.42	86.3	6.17	300.8	13.82		

WELL CAPACITY (Gallons Per Foot): **0.75"** = 0.02; **1"** = 0.04; **1.25"** = 0.06; **2"** = 0.16; **3"** = 0.37; **4"** = 0.65; **5"** = 1.02; **6"** = 1.47; **12"** = 5.88

SAMPLING DATA

SAMPLED BY (PRINT) / AFFILIATION: Sam Moore/AECOM	SAMPLER(S) SIGNATURE(S):	SAMPLE TIME: 1250
PUMP OR TUBING DEPTH IN WELL (feet): 39	TUBING MATERIAL CODE: LDPE	FIELD-FILTERED: Y (N) Filtration Equipment Type: -- FILTER SIZE: -- µm

FIELD DECONTAMINATION: PUMP (Y) N TUBING Y (N)(replaced) DUPLICATE: Y (N)

SAMPLE CONTAINER SPECIFICATION				SAMPLE PRESERVATION (including wet ice)			INTENDED ANALYSIS AND/OR METHOD	SAMPLING EQUIPMENT CODE	SAMPLE PUMP FLOW RATE (gal per minute)
SAMPLE ID CODE	# CONTAINERS	MATERIAL CODE	VOLUME	PRESERVATIVE USED	TOTAL VOL ADDED IN FIELD (mL)	FINAL pH			
MW-83	4	AG	40 mL	HCl	40 mL x 4	6.17	6200	ESP	0.04
MW-83	3	AG	40 mL	HCl	40 mL x 3	6.17	VPH	ESP	0.04
MW-83	1	PP	250 mL	HNO_3	250 mL	6.17	Lead by 6010	ESP	0.04

REMARKS: Well stabilized before purge volume reached. Turbidity within 10%.

MATERIAL CODES: **AG** = Amber Glass; **CG** = Clear Glass; **HDPE** = High Density Polyethylene; **LDPE** = Low Density Polyethylene; **PP** = Polypropylene; **S** = Silicone; **T** = Teflon; **O** = Other (Specify)

SAMPLING EQUIPMENT CODES: **APP** = After (Through) Peristaltic Pump; **B** = Bailer; **BP** = Bladder Pump; **ESP** = Electric Submersible Pump; **RFPP** = Reverse Flow Peristaltic Pump; **SM** = Straw Method (Tubing Gravity Drain); **O** = Other (Specify)

GROUNDWATER SAMPLING LOG

SITE NAME: 2020-L1-2448 Incident	SITE LOCATION: Huntersville, NC	PROJECT NUMBER: 60674226	WELL NAME: MW-84	DATE: 3-1-22

WELL DIAMETER (inches): 4	TUBING DIAMETER (inches):	WELL SCREEN INTERVAL DEPTH: 16.37 ft. to 36.37 ft.	DEPTH TO WATER (feet): 32.42	PUMP TYPE OR BAILER: Monsoon

1 WELL VOLUME = (TD-DTW) x WELL CAPACITY

(36.37 ft. - 32.42 ft.) x 0.65 gal./ft. = 2.57 gallons

3 WELL VOLUMES = 1 WELL VOLUME X 3

2.57 gallons x 3 = 7.70 gallons

PUMP DEPTH IN WELL (feet): 34	PURGING INITIATED AT: 1335	PURGING ENDED AT:	TOTAL VOLUME PURGED (gallons):

EQUIPMENT INFORMATION WATER QUALITY METER — MAKE/MODEL: YSI PRO+ SERIAL #: 19J103974

EQUIPMENT INFORMATION OIL/WATER INTERFACE PROBE — MAKE/MODEL: H.OIL SERIAL #: D1-8348

TIME	VOLUME PURGED (gallons)	PURGE RATE (gpm)	DEPTH TO WATER (feet)	TEMP. (°C)	DO (mg/L)	COND. (µS/cm)	pH (standard units)	ORP (mV)	TURB. (NTU)	COLOR (describe)	ODOR (describe)
STABILIZATION CRITERIA:			<0.3 ft. drawdown	within 3%	within 10% or <0.5 mg/L	within 3%	±0.1 unit	±10 mV	within 10% or <5 NTU	--	--
1350	0.6	0.04	33.82	19.1	2.79	155.3	6.11	206.0	414.2	BROWN	NONE
1355	0.8		34.01	19.4	2.72	156.6	6.11	196.1	402.8		
1450	Bailer		33.36	19.7	1.94	169.9	6.22	100.8	630.7		
1520	1		33.31	19.4	1.80	168.5	6.29	105.9	422.2		

WELL CAPACITY (Gallons Per Foot): **0.75"** = 0.02; **1"** = 0.04; **1.25"** = 0.06; **2"** = 0.16; **3"** = 0.37; **4"** = 0.65; **5"** = 1.02; **6"** = 1.47; **12"** = 5.88

SAMPLING DATA

SAMPLED BY (PRINT) / AFFILIATION: Sam Moore/AECOM	SAMPLER(S) SIGNATURE(S): [signature]	SAMPLE TIME: 1525
PUMP OR TUBING DEPTH IN WELL (feet): N/A	TUBING MATERIAL CODE: LDPE	FIELD-FILTERED: Y (N) Filtration Equipment Type: -- FILTER SIZE: -- µm

FIELD DECONTAMINATION: PUMP (Y) N TUBING Y (N) (replaced) DUPLICATE: Y (N)

SAMPLE CONTAINER SPECIFICATION				SAMPLE PRESERVATION (including wet ice)			INTENDED ANALYSIS AND/OR METHOD	SAMPLING EQUIPMENT CODE	SAMPLE PUMP FLOW RATE (gal per minute)
SAMPLE ID CODE	# CONTAINERS	MATERIAL CODE	VOLUME	PRESERVATIVE USED	TOTAL VOL ADDED IN FIELD (mL)	FINAL pH			
MW-84	4	AG	40 mL	HCl	40 mL x 4	6.29	6200	B	
MW-84	3	AG	40 mL	HCl	40 mL x 3	6.29	VPH	B	
MW-84	1	PP	250 mL	HNO_3	250 mL	6.29	Lead by 6010	B	

REMARKS: Purged to pump depth. Removed pump and bailed well dry. Waited 30 mins for recharge and sampled via bailer.

MATERIAL CODES: **AG** = Amber Glass; **CG** = Clear Glass; **HDPE** = High Density Polyethylene; **LDPE** = Low Density Polyethylene; **PP** = Polypropylene; **S** = Silicone; **T** = Teflon; **O** = Other (Specify)

SAMPLING EQUIPMENT CODES: **APP** = After (Through) Peristaltic Pump; **B** = Bailer; **BP** = Bladder Pump; **ESP** = Electric Submersible Pump; **RFPP** = Reverse Flow Peristaltic Pump; **SM** = Straw Method (Tubing Gravity Drain); **O** = Other (Specify)

GROUNDWATER SAMPLING LOG

SITE NAME: 2020-L1-2448 Incident	SITE LOCATION: Huntersville, NC	PROJECT NUMBER: 60639876	WELL NAME: MW-86	DATE: 3/3/22

WELL DIAMETER (inches): 2	TUBING DIAMETER (inches): 3/8	WELL SCREEN INTERVAL DEPTH: 15.77 feet to 45.77 feet	DEPTH TO WATER (feet): 34.97	PUMP TYPE OR BAILER: Monsoon

1 WELL VOLUME = (TD-DTW) x WELL CAPACITY

(45.77 ft. - 34.97 ft.) x 0.16 gal./ft. = 1.728 gallons

3 WELL VOLUMES = 1 WELL VOLUME X 3

1.728 gallons x 3 = 5.184 gallons

PUMP DEPTH IN WELL (feet): 40.00	PURGING INITIATED AT: 1200	PURGING ENDED AT:	TOTAL VOLUME PURGED (gallons):

TIME	VOLUME PURGED (gallons)	PURGE RATE (gpm)	DEPTH TO WATER (feet)	TEMP. (°C)	DO (mg/L)	COND. (µS/cm)	pH (standard units)	ORP (mV)	TURB. (NTU)	COLOR (describe)	ODOR (describe)
STABILIZATION CRITERIA:			<0.3 ft. drawdown	within 3%	within 10% or <0.5 mg/L	within 3%	±0.1 unit	±10 mV	within 10% or <5 NTU	--	--
1200	0	0.1	34.97	20.3	11.55	0.7	7.33	154.2	676.4	light brown/ milky	none
1205	0.5		35.20	19.3	11.55	0.72	7.11	135.6	722.3		
1210	1		35.80	18.8	11.93	0.8	7.03	74.6	877.8		
1215	1.5		36.05	18.9	11.51	0.7	7.18	32.4	781.3		
1220	2.0		36.06	18.8	11.46	0.7	6.74	116.1	287.2	milky	
1225	2.5		36.11	18.7	11.29	0.7	6.62	120.0	308.3	milky	
1230	3.0		36.13	18.4	10.87	0.7	6.75	82.8	112.8	clear	
1235	3.5		36.15	18.7	10.98	0.6	6.62	81.3	105.8		
1240	4.0		36.17	18.2	11.18	0.6	6.63	117.9	119.9		
1245	4.5		36.17	18.2	11.06	0.6	6.73	124.9	62.02		
1250	5.0		36.23	18.1	11.0	0.5	6.70	89.3	70.02		

WELL CAPACITY (Gallons Per Foot): **0.75"** = 0.02; **1"** = 0.04; **1.25"** = 0.06; **2"** = 0.16; **3"** = 0.37; **4"** = 0.65; **5"** = 1.02; **6"** = 1.47; **12"** = 5.88

SAMPLING DATA

SAMPLED BY (PRINT) / AFFILIATION: Erica Duncan	SAMPLER(S) SIGNATURE(S): [signature]	SAMPLE TIME: 1255

PUMP OR TUBING DEPTH IN WELL (feet): 45	TUBING MATERIAL CODE: LDPE	FIELD-FILTERED: Y (N) Filtration Equipment Type: --	FILTER SIZE: -- µm

FIELD DECONTAMINATION: PUMP (Y) N TUBING Y (N) (replaced) DUPLICATE: Y (N)

SAMPLE CONTAINER SPECIFICATION				SAMPLE PRESERVATION (including wet ice)			INTENDED ANALYSIS AND/OR METHOD	SAMPLING EQUIPMENT CODE	SAMPLE PUMP FLOW RATE (gal per minute)
SAMPLE ID CODE	# CONTAINERS	MATERIAL CODE	VOLUME	PRESERVATIVE USED	TOTAL VOL ADDED IN FIELD (mL)	FINAL pH			
MW-86	4	AG	40 mL	HCl	40 mL x 4	6.70	6200	ESP	0.1
	3	AG	40 mL	HCl	40 mL x 3		VPH		
	1	PP	250 mL	HNO_3	250 mL		Lead by 6010		
	3	AG	40 mL	HCl	40 mL x 3		8015		

REMARKS: Purged until 3 well volumes were met.

MATERIAL CODES: **AG** = Amber Glass; **CG** = Clear Glass; **HDPE** = High Density Polyethylene; **LDPE** = Low Density Polyethylene; **PP** = Polypropylene; **S** = Silicone; **T** = Teflon; **O** = Other (Specify)

SAMPLING EQUIPMENT CODES: **APP** = After (Through) Peristaltic Pump; **B** = Bailer; **BP** = Bladder Pump; **ESP** = Electric Submersible Pump; **RFPP** = Reverse Flow Peristaltic Pump; **SM** = Straw Method (Tubing Gravity Drain); **O** = Other (Specify)

GROUNDWATER SAMPLING LOG

SITE NAME: 2020-L1-2448 Incident	SITE LOCATION: Huntersville, NC	PROJECT NUMBER: 60674226	WELL NAME: MW-87	DATE: 3/2/22

WELL DIAMETER (inches): 4	TUBING DIAMETER (inches): 3/8	WELL SCREEN INTERVAL DEPTH: 38.04 ft. to 58.04 ft.	DEPTH TO WATER (feet): 51.02	PUMP TYPE OR BAILER: Monsoon

1 WELL VOLUME = (TD-DTW) x WELL CAPACITY

(58.04 ft. - 51.02 ft.) x 0.65 gal./ft. = 4.5 gallons

3 WELL VOLUMES = 1 WELL VOLUME X 3

4.5 gallons x 3 = 13.68 gallons

PUMP DEPTH IN WELL (feet): 55	PURGING INITIATED AT: 0900	PURGING ENDED AT: 0955	TOTAL VOLUME PURGED (gallons): 5.0

EQUIPMENT INFORMATION WATER QUALITY METER — MAKE/MODEL: — SERIAL #:

EQUIPMENT INFORMATION OIL/WATER INTERFACE PROBE — MAKE/MODEL: — SERIAL #:

TIME	VOLUME PURGED (gallons)	PURGE RATE (gpm)	DEPTH TO WATER (feet)	TEMP. (°C)	DO (mg/L)	COND. (µS/cm)	pH (standard units)	ORP (mV)	TURB. (NTU)	COLOR (describe)	ODOR (describe)
STABILIZATION CRITERIA:			<0.3 ft. drawdown	within 3%	within 10% or <0.5 mg/L	within 3%	±0.1 unit	±10 mV	within 10% or <5 NTU	–	–
0900	0	0.1	51.02	14.7	9.46	293.9	6.95	219.3	25.68	clear	none
0905	0.5	|	51.35	14.8	9.62	292.3	6.95	185.4	38.52	clear	none
0910	1	|	51.70	14.9	9.89	291.0	6.95	175.3	74.39	clear	none
0915	1.5	|	51.75	15.1	9.01	288.2	6.95	172.9	93.95	cloudy	none
0920	2.0	|	51.80	15.7	9.35	283.5	6.91	175.2	97.32	|	|
0925	2.5	|	51.85	16.0	8.97	278.7	6.87	175.0	105.7	|	|
0930	3.0	|	51.87	16.3	8.60	268.7	6.76	160.3	80.89	clear	none
0935	3.5	|	51.90	16.3	7.78	264.9	6.74	156.2	75.56	|	|
0940	4.0	|	51.90	16.4	7.75	263.4	6.75	157.3	75.75	|	|
0945	4.5	|	51.92	16.6	7.75	260.0	6.75	154.2	75.96	|	|
0950	5.0	|	51.93	16.6	7.05	258.5	6.75	153.6	75.71	|	|

WELL CAPACITY (Gallons Per Foot): **0.75"** = 0.02; **1"** = 0.04; **1.25"** = 0.06; **2"** = 0.16; **3"** = 0.37; **4"** = 0.65; **5"** = 1.02; **6"** = 1.47; **12"** = 5.88

SAMPLING DATA

SAMPLED BY (PRINT) / AFFILIATION: Erica Duncan	SAMPLER(S) SIGNATURE(S): [signature]	SAMPLE TIME: 0955

PUMP OR TUBING DEPTH IN WELL (feet):	TUBING MATERIAL CODE: LDPE	FIELD-FILTERED: Y (N) Filtration Equipment Type: –	FILTER SIZE: – µm

FIELD DECONTAMINATION: PUMP (Y) N TUBING Y (N) (replaced) DUPLICATE: Y (N)

SAMPLE CONTAINER SPECIFICATION				SAMPLE PRESERVATION (including wet ice)			INTENDED ANALYSIS AND/OR METHOD	SAMPLING EQUIPMENT CODE	SAMPLE PUMP FLOW RATE (gal per minute)
SAMPLE ID CODE	# CONTAINERS	MATERIAL CODE	VOLUME	PRESERVATIVE USED	TOTAL VOL ADDED IN FIELD (mL)	FINAL pH			
MW-87	4	AG	40 mL	HCl	40 mL x 4	6.75	6200	ESP	0.1
|	3	AG	40 mL	HCl	40 mL x 3	|	VPH	ESP	|
|	1	PP	250 mL	HNO_3	250 mL		Lead by 6010	ESP	|

REMARKS:

MATERIAL CODES: **AG** = Amber Glass; **CG** = Clear Glass; **HDPE** = High Density Polyethylene; **LDPE** = Low Density Polyethylene; **PP** = Polypropylene; **S** = Silicone; **T** = Teflon; **O** = Other (Specify)

SAMPLING EQUIPMENT CODES: **APP** = After (Through) Peristaltic Pump; **B** = Bailer; **BP** = Bladder Pump; **ESP** = Electric Submersible Pump; **RFPP** = Reverse Flow Peristaltic Pump; **SM** = Straw Method (Tubing Gravity Drain); **O** = Other (Specify)

GROUNDWATER SAMPLING LOG

SITE NAME: 2020-L1-2448 Incident	SITE LOCATION: Huntersville, NC	PROJECT NUMBER: 60674226	WELL NAME: MW-89D	DATE: 3/3/22

WELL DIAMETER (inches): 2"	TUBING DIAMETER (inches): N/A	WELL SCREEN INTERVAL DEPTH: 93.03 ft. to 113.03 ft.	DEPTH TO WATER (feet): 110.83	PUMP TYPE OR BAILER: Bailer

1 WELL VOLUME = (TD-DTW) x WELL CAPACITY

(113.03 ft. - 110.83 ft.) x 0.16 gal./ft. = 0.35 gallons

3 WELL VOLUMES = 1 WELL VOLUME X 3

0.35 gallons x 3 = 1.05 gallons

PUMP DEPTH IN WELL (feet): N/A	PURGING INITIATED AT: 0910	PURGING ENDED AT: 0920	TOTAL VOLUME PURGED (gallons): 0.35

EQUIPMENT INFORMATION WATER QUALITY METER	MAKE/MODEL: SERIAL #:	EQUIPMENT INFORMATION OIL/WATER INTERFACE PROBE	MAKE/MODEL: SERIAL #:

TIME	VOLUME PURGED (gallons)	PURGE RATE (gpm)	DEPTH TO WATER (feet)	TEMP. (°C)	DO (mg/L)	COND. (µS/cm)	pH (standard units)	ORP (mV)	TURB. (NTU)	COLOR (describe)	ODOR (describe)
STABILIZATION CRITERIA:			<0.3 ft. drawdown	within 3%	within 10% or <0.5 mg/L	within 3%	±0.1 unit	±10 mV	within 10% or <5 NTU	--	--
3/2/22 0920	0.35	N/A	Dry	14.8	5.66	434.9	7.57	51.8	763.9	Milky	None

MdK 3/3/22

WELL CAPACITY (Gallons Per Foot): **0.75"** = 0.02; **1"** = 0.04; **1.25"** = 0.06; **2"** = 0.16; **3"** = 0.37; **4"** = 0.65; **5"** = 1.02; **6"** = 1.47; **12"** = 5.88

SAMPLING DATA

SAMPLED BY (PRINT) / AFFILIATION: Mike de Kozlowski / AECOM	SAMPLER(S) SIGNATURE(S): Mike de Kozlowski	SAMPLE TIME: 1300

PUMP OR TUBING DEPTH IN WELL (feet): N/A	TUBING MATERIAL CODE:	FIELD-FILTERED: Y (N) Filtration Equipment Type: --	FILTER SIZE: -- µm

FIELD DECONTAMINATION: PUMP Y N TUBING Y N (replaced) DUPLICATE: Y (N)

SAMPLE CONTAINER SPECIFICATION				SAMPLE PRESERVATION (including wet ice)			INTENDED ANALYSIS AND/OR METHOD	SAMPLING EQUIPMENT CODE	SAMPLE PUMP FLOW RATE (gal per minute)
SAMPLE ID CODE	# CONTAINERS	MATERIAL CODE	VOLUME	PRESERVATIVE USED	TOTAL VOL ADDED IN FIELD (mL)	FINAL pH			
MW-89D	4	AG	40 mL	HCl	40 mL x 4	7.57	6200	B	N/A
	3	AG	40 mL	HCl	40 mL x 3		VPH		
	1	PP	250 mL	HNO_3	250 mL		Lead by 6010		

REMARKS:

Bailed dry after 1 well volume. Sample collected after recharge

MATERIAL CODES: **AG** = Amber Glass; **CG** = Clear Glass; **HDPE** = High Density Polyethylene; **LDPE** = Low Density Polyethylene; **PP** = Polypropylene; **S** = Silicone; **T** = Teflon; **O** = Other (Specify)

SAMPLING EQUIPMENT CODES: **APP** = After (Through) Peristaltic Pump; **B** = Bailer; **BP** = Bladder Pump; **ESP** = Electric Submersible Pump; **RFPP** = Reverse Flow Peristaltic Pump; **SM** = Straw Method (Tubing Gravity Drain); **O** = Other (Specify)

GROUNDWATER SAMPLING LOG

SITE NAME: 2020-L1-2448 Incident	SITE LOCATION: Huntersville, NC	PROJECT NUMBER: 60674226	WELL NAME: MW-90DD	DATE: 3/3/22

WELL DIAMETER (inches): 2"	TUBING DIAMETER (inches): N/A	WELL SCREEN INTERVAL DEPTH: 184.19 ft. to 194.19 ft.	DEPTH TO WATER (feet): 172.34	PUMP TYPE OR BAILER: Bailer

1 WELL VOLUME = (TD-DTW) x WELL CAPACITY

(194.19 ft. - 172.34 ft.) x 0.16 gal./ft. = 3.5 gallons

3 WELL VOLUMES = 1 WELL VOLUME X 3

3.5 gallons x 3 = 10.5 gallons

PUMP DEPTH IN WELL (feet): N/A	PURGING INITIATED AT: 1200	PURGING ENDED AT: 1400	TOTAL VOLUME PURGED (gallons): 10.66

EQUIPMENT INFORMATION WATER QUALITY METER	MAKE/MODEL: SERIAL #:	EQUIPMENT INFORMATION OIL/WATER INTERFACE PROBE	MAKE/MODEL: SERIAL #:

TIME	VOLUME PURGED (gallons)	PURGE RATE (gpm)	DEPTH TO WATER (feet)	TEMP. (°C)	DO (mg/L)	COND. (µS/cm)	pH (standard units)	ORP (mV)	TURB. (NTU)	COLOR (describe)	ODOR (describe)
STABILIZATION CRITERIA:			<0.3 ft. drawdown	within 3%	within 10% or <0.5 mg/L	within 3%	±0.1 unit	±10 mV	within 10% or <5 NTU	--	--
1200	3.66	N/A	178.43	18.1	4.28	2118	12.01	-10.6	36.21	Clear	None
1240	7.00	N/A	186.03	19.0	3.91	2083	11.81	-2.6	33.41	clear	None
1400	10.66	N/A	192.48	25.1	0.26	2219	11.70	5.1	28.64	clear	None

Mike deKozlowski 03/03/22

WELL CAPACITY (Gallons Per Foot): **0.75"** = 0.02; **1"** = 0.04; **1.25"** = 0.06; **2"** = 0.16; **3"** = 0.37; **4"** = 0.65; **5"** = 1.02; **6"** = 1.47; **12"** = 5.88

SAMPLING DATA

SAMPLED BY (PRINT) / AFFILIATION: Mike deKozlowski / AECOM	SAMPLER(S) SIGNATURE(S): Mike deKozlowski	SAMPLE TIME: 1420

PUMP OR TUBING DEPTH IN WELL (feet): N/A	TUBING MATERIAL CODE: PP	FIELD-FILTERED: Y (N) Filtration Equipment Type: --	FILTER SIZE: -- µm

FIELD DECONTAMINATION: PUMP Y N TUBING Y N (replaced) DUPLICATE: Y (N)

SAMPLE CONTAINER SPECIFICATION				SAMPLE PRESERVATION (including wet ice)			INTENDED ANALYSIS AND/OR METHOD	SAMPLING EQUIPMENT CODE	SAMPLE PUMP FLOW RATE (gal per minute)
SAMPLE ID CODE	# CONTAINERS	MATERIAL CODE	VOLUME	PRESERVATIVE USED	TOTAL VOL ADDED IN FIELD (mL)	FINAL pH			
MW-91DD	4	AG	40 mL	HCl	40 mL x 4	9.23	6200	B	N/A
	3	AG	40 mL	HCl	40 mL x 3		VPH		
	1	PP	250 mL	HNO_3	250 mL		Lead by 6010		

REMARKS:

3 well volumes purged.

MATERIAL CODES: **AG** = Amber Glass; **CG** = Clear Glass; **HDPE** = High Density Polyethylene; **LDPE** = Low Density Polyethylene; **PP** = Polypropylene; **S** = Silicone; **T** = Teflon; **O** = Other (Specify)

SAMPLING EQUIPMENT CODES: **APP** = After (Through) Peristaltic Pump; **B** = Bailer; **BP** = Bladder Pump; **ESP** = Electric Submersible Pump; **RFPP** = Reverse Flow Peristaltic Pump; **SM** = Straw Method (Tubing Gravity Drain); **O** = Other (Specify)

GROUNDWATER SAMPLING LOG

SITE NAME: 2020-L1-2448 Incident	SITE LOCATION: Huntersville, NC	PROJECT NUMBER: 60674226	WELL NAME: MW-91DD	DATE: 3/1/22

WELL DIAMETER (inches): 2"	TUBING DIAMETER (inches): N/A	WELL SCREEN INTERVAL DEPTH: 187.64 ft. to 202.64 ft.	DEPTH TO WATER (feet): 190.04	PUMP TYPE OR BAILER: Bailer

1 WELL VOLUME = (TD-DTW) x WELL CAPACITY

(202.64 ft. - 190.04 ft.) x 0.16 gal./ft. = 2.02 gallons

3 WELL VOLUMES = 1 WELL VOLUME X 3

2.02 gallons x 3 = 6.06 gallons

PUMP DEPTH IN WELL (feet): N/A	PURGING INITIATED AT: 0945	PURGING ENDED AT: 1030	TOTAL VOLUME PURGED (gallons): 6.33

EQUIPMENT INFORMATION WATER QUALITY METER	MAKE/MODEL: SERIAL #:	EQUIPMENT INFORMATION OIL/WATER INTERFACE PROBE	MAKE/MODEL: SERIAL #:

TIME	VOLUME PURGED (gallons)	PURGE RATE (gpm)	DEPTH TO WATER (feet)	TEMP. (°C)	DO (mg/L)	COND. (µS/cm)	pH (standard units)	ORP (mV)	TURB. (NTU)	COLOR (describe)	ODOR (describe)
STABILIZATION CRITERIA:			<0.3 ft. drawdown	within 3%	within 10% or <0.5 mg/L	within 3%	±0.1 unit	±10 mV	within 10% or <5 NTU	--	--
0950	2.33	N/A	193.34	15.0	6.57	232.5	9.18	193.5	201.6	Cloudy	None
1010	4.33	N/A	195.63	17.0	2.42	220.0	8.57	-1.9	63.28	Clear	None
1030	6.33	N/A	198.02	16.1	1.87	227.7	9.23	-10.7	37.47	Clear	None

Mike deKozlowski 03/01/22

WELL CAPACITY (Gallons Per Foot): **0.75"** = 0.02; **1"** = 0.04; **1.25"** = 0.06; **2"** = 0.16; **3"** = 0.37; **4"** = 0.65; **5"** = 1.02; **6"** = 1.47; **12"** = 5.88

SAMPLING DATA

SAMPLED BY (PRINT) / AFFILIATION: Mike deKozlowski / AECOM	SAMPLER(S) SIGNATURE(S): Mike deKozlowski	SAMPLE TIME: 1030

PUMP OR TUBING DEPTH IN WELL (feet): N/A	TUBING MATERIAL CODE: PP	FIELD-FILTERED: Y (N) Filtration Equipment Type: --	FILTER SIZE: -- µm

FIELD DECONTAMINATION: PUMP Y N TUBING Y N (replaced) DUPLICATE: Y (N)

SAMPLE CONTAINER SPECIFICATION				SAMPLE PRESERVATION (including wet ice)			INTENDED ANALYSIS AND/OR METHOD	SAMPLING EQUIPMENT CODE	SAMPLE PUMP FLOW RATE (gal per minute)
SAMPLE ID CODE	# CONTAINERS	MATERIAL CODE	VOLUME	PRESERVATIVE USED	TOTAL VOL ADDED IN FIELD (mL)	FINAL pH			
MW-91DD	4	AG	40 mL	HCl	40 mL x 4	9.23	6200	B	N/A
	3	AG	40 mL	HCl	40 mL x 3		VPH		
	1	PP	250 mL	HNO_3	250 mL		Lead by 6010		

REMARKS:

3 well volumes purged.

MATERIAL CODES: **AG** = Amber Glass; **CG** = Clear Glass; **HDPE** = High Density Polyethylene; **LDPE** = Low Density Polyethylene; **PP** = Polypropylene; **S** = Silicone; **T** = Teflon; **O** = Other (Specify)

SAMPLING EQUIPMENT CODES: **APP** = After (Through) Peristaltic Pump; **B** = Bailer; **BP** = Bladder Pump; **ESP** = Electric Submersible Pump; **RFPP** = Reverse Flow Peristaltic Pump; **SM** = Straw Method (Tubing Gravity Drain); **O** = Other (Specify)

GROUNDWATER SAMPLING LOG

SITE NAME: 2020-L1-2448 Incident	SITE LOCATION: Huntersville, NC	PROJECT NUMBER: 60639876	WELL NAME: MW-92	DATE: 3/5/22

WELL DIAMETER (inches): 2"	TUBING DIAMETER (inches): 3/8"	WELL SCREEN INTERVAL DEPTH: 50.13 ft. to 75.13 ft.	DEPTH TO WATER (feet): 59.63	PUMP TYPE OR BAILER: Monsoon

1 WELL VOLUME = (TD-DTW) x WELL CAPACITY

(75.13 ft. - 59.63 ft.) x 0.16 gal./ft. = 2.5 gallons

3 WELL VOLUMES = 1 WELL VOLUME X 3

2.5 gallons x 3 = 7.5 gallons

PUMP DEPTH IN WELL (feet): 65	PURGING INITIATED AT: 1015	PURGING ENDED AT: 1125	TOTAL VOLUME PURGED (gallons): 6

EQUIPMENT INFORMATION WATER QUALITY METER — MAKE/MODEL: Pro Quatro — SERIAL #: 21J102397

EQUIPMENT INFORMATION OIL/WATER INTERFACE PROBE — MAKE/MODEL: Heron — SERIAL #: 01-8345

TIME	VOLUME PURGED (gallons)	PURGE RATE (gpm)	DEPTH TO WATER (feet)	TEMP. (°C)	DO (mg/L)	COND. (µS/cm)	pH (standard units)	ORP (mV)	TURB. (NTU)	COLOR (describe)	ODOR (describe)
STABILIZATION CRITERIA:			<0.3 ft. drawdown	within 3%	within 10% or <0.5 mg/L	within 3%	±0.1 unit	±10 mV	within 10% or <5 NTU	--	--
1020	0	0.1	59.85	16.1	7.67	108.9	6.40	189.7	231.1	Cloudy	None
1025	0.5	0.1	59.85	16.6	6.73	111.3	6.24	169.9	338.1	Cloudy	None
1030	1	0.1	59.85	17.3	5.85	113.0	6.24	155.2	326.0	Cloudy	None
1035	1.5	0.1	59.85	17.4	5.32	113.0	6.24	149.9	287.6	Cloudy	None
1040	2	0.1	59.85	17.4	5.73	113.9	6.23	142.6	203.4	Cloudy	None
1045	2.5	0.1	59.85	17.6	6.12	114.3	6.23	136.7	136.9	Cloudy	None
1050	3	0.1	59.85	17.8	6.36	114.8	6.22	131.2	55.36	Cloudy	None
1055	3.5	0.1	59.85	18.1	6.46	114.9	6.21	136.6	32.42	Cloudy	None
1100	4	0.1	59.85	18.0	6.50	114.9	6.20	140.3	20.71	Cloudy	None
1105	4.5	0.1	59.85	17.9	6.55	114.9	6.20	144.2	11.65	Clear	None
1110	5	0.1	59.85	17.9	6.60	115.0	6.20	149.6	12.31	Clear	None
1115	5.5	0.1	59.85	17.9	6.57	115.1	6.20	150.7	11.89	Clear	None

WELL CAPACITY (Gallons Per Foot): **0.75"** = 0.02; **1"** = 0.04; **1.25"** = 0.06; **2"** = 0.16; **3"** = 0.37; **4"** = 0.65; **5"** = 1.02; **6"** = 1.47; **12"** = 5.88

SAMPLING DATA

SAMPLED BY (PRINT) / AFFILIATION: Erik Riegel / AECOM	SAMPLER(S) SIGNATURE(S): [signature]	SAMPLE TIME: 1120

PUMP OR TUBING DEPTH IN WELL (feet): 65	TUBING MATERIAL CODE: LDPE	FIELD-FILTERED: Y (N) Filtration Equipment Type: --	FILTER SIZE: -- µm

FIELD DECONTAMINATION: PUMP (Y) N TUBING Y (N) (replaced) DUPLICATE: Y (N)

SAMPLE CONTAINER SPECIFICATION				SAMPLE PRESERVATION (including wet ice)			INTENDED ANALYSIS AND/OR METHOD	SAMPLING EQUIPMENT CODE	SAMPLE PUMP FLOW RATE (gal per minute)
SAMPLE ID CODE	# CONTAINERS	MATERIAL CODE	VOLUME	PRESERVATIVE USED	TOTAL VOL ADDED IN FIELD (mL)	FINAL pH			
MW-92	4	AG	40 mL	HCl	40 mL x 4	6.20	6200	ESP	0.1
MW-92	3	AG	40 mL	HCl	40 mL x 3	6.20	VPH	ESP	0.1
MW-92	1	PP	250 mL	HNO_3	250 mL	6.20	Lead by 6010	ESP	0.1

REMARKS: Well parameters stabilized, High turbidity

MATERIAL CODES: **AG** = Amber Glass; **CG** = Clear Glass; **HDPE** = High Density Polyethylene; **LDPE** = Low Density Polyethylene; **PP** = Polypropylene; **S** = Silicone; **T** = Teflon; **O** = Other (Specify)

SAMPLING EQUIPMENT CODES: **APP** = After (Through) Peristaltic Pump; **B** = Bailer; **BP** = Bladder Pump; **ESP** = Electric Submersible Pump; **RFPP** = Reverse Flow Peristaltic Pump; **SM** = Straw Method (Tubing Gravity Drain); **O** = Other (Specify)

GROUNDWATER SAMPLING LOG

SITE NAME: 2020-L1-2448 Incident	SITE LOCATION: Huntersville, NC	PROJECT NUMBER: 60639876	WELL NAME: MW-93	DATE: 3/3/22

WELL DIAMETER (inches): 2"	TUBING DIAMETER (inches): 3/8"	WELL SCREEN INTERVAL DEPTH: 46.36 ft. to 66.36 ft.	DEPTH TO WATER (feet): 57.62	PUMP TYPE OR BAILER: Bailer

1 WELL VOLUME = (TD-DTW) x WELL CAPACITY

(66.36 ft. - 57.62 ft.) x 0.16 gal./ft. = 0.88 gallons

3 WELL VOLUMES = 1 WELL VOLUME X 3

0.88 gallons x 3 = 2.64 gallons

PUMP DEPTH IN WELL (feet): NA	PURGING INITIATED AT: 0930	PURGING ENDED AT: 1200	TOTAL VOLUME PURGED (gallons): 1.5

EQUIPMENT INFORMATION WATER QUALITY METER	MAKE/MODEL: Pro Quatro SERIAL #: 21J102397	EQUIPMENT INFORMATION OIL/WATER INTERFACE PROBE	MAKE/MODEL: Heron SERIAL #: 01-8345

TIME	VOLUME PURGED (gallons)	PURGE RATE (gpm)	DEPTH TO WATER (feet)	TEMP. (°C)	DO (mg/L)	COND. (µS/cm)	pH (standard units)	ORP (mV)	TURB. (NTU)	COLOR (describe)	ODOR (describe)
STABILIZATION CRITERIA:			<0.3 ft. drawdown	within 3%	within 10% or <0.5 mg/L	within 3%	±0.1 unit	±10 mV	within 10% or <5 NTU	--	--
Volume 1	—	—	—	16.0	4.38	185.2	7.86	130.8	—	Brown	NA

WELL CAPACITY (Gallons Per Foot): **0.75"** = 0.02; **1"** = 0.04; **1.25"** = 0.06; **2"** = 0.16; **3"** = 0.37; **4"** = 0.65; **5"** = 1.02; **6"** = 1.47; **12"** = 5.88

SAMPLING DATA

SAMPLED BY (PRINT) / AFFILIATION: Erik Riegel / AECOM	SAMPLER(S) SIGNATURE(S): [signature]	SAMPLE TIME: 1155

PUMP OR TUBING DEPTH IN WELL (feet): NA	TUBING MATERIAL CODE: NA	FIELD-FILTERED: Y (N) Filtration Equipment Type: --	FILTER SIZE: -- µm

FIELD DECONTAMINATION: PUMP Y N (NA) TUBING Y (N (replaced)) DUPLICATE: Y (N)

SAMPLE CONTAINER SPECIFICATION				SAMPLE PRESERVATION (including wet ice)			INTENDED ANALYSIS AND/OR METHOD	SAMPLING EQUIPMENT CODE	SAMPLE PUMP FLOW RATE (gal per minute)
SAMPLE ID CODE	# CONTAINERS	MATERIAL CODE	VOLUME	PRESERVATIVE USED	TOTAL VOL ADDED IN FIELD (mL)	FINAL pH			
MW-93	4	AG	40 mL	HCl	40 mL x 4	7.86	6200	B	—
MW-93	3	AG	40 mL	HCl	40 mL x 3	7.86	VPH	B	—
MW-93	1	PP	250 mL	HNO_3	250 mL	7.86	Lead by 6010	B	—

REMARKS: Dry at 1.5gal

MATERIAL CODES: **AG** = Amber Glass; **CG** = Clear Glass; **HDPE** = High Density Polyethylene; **LDPE** = Low Density Polyethylene; **PP** = Polypropylene; **S** = Silicone; **T** = Teflon; **O** = Other (Specify)

SAMPLING EQUIPMENT CODES: **APP** = After (Through) Peristaltic Pump; **B** = Bailer; **BP** = Bladder Pump; **ESP** = Electric Submersible Pump; **RFPP** = Reverse Flow Peristaltic Pump; **SM** = Straw Method (Tubing Gravity Drain); **O** = Other (Specify)

GROUNDWATER SAMPLING LOG

SITE NAME: 2020-L1-2448 Incident	SITE LOCATION: Huntersville, NC	PROJECT NUMBER: 60674226	WELL NAME: MW-94	DATE: 3/2/22

WELL DIAMETER (inches): 4	TUBING DIAMETER (inches): 3/8"	WELL SCREEN INTERVAL DEPTH: 40 ft. to 55 ft.	DEPTH TO WATER (feet): 44.39	PUMP TYPE OR BAILER: Monsoon

1 WELL VOLUME = (TD-DTW) x WELL CAPACITY

(55 ft. - 44.39 ft.) x 0.65 gal./ft. = 6.90 gallons

3 WELL VOLUMES = 1 WELL VOLUME X 3

6.90 gallons x 3 = 20.70 gallons

PUMP DEPTH IN WELL (feet): 50	PURGING INITIATED AT: 1215	PURGING ENDED AT: 1245	TOTAL VOLUME PURGED (gallons): 3

EQUIPMENT INFORMATION WATER QUALITY METER — MAKE/MODEL: YSI Pro Plus; SERIAL #: 15C101918

EQUIPMENT INFORMATION OIL/WATER INTERFACE PROBE — MAKE/MODEL: Heron H. Oil; SERIAL #: 01-7820

TIME	VOLUME PURGED (gallons)	PURGE RATE (gpm)	DEPTH TO WATER (feet)	TEMP. (°C)	DO (mg/L)	COND. (µS/cm)	pH (standard units)	ORP (mV)	TURB. (NTU)	COLOR (describe)	ODOR (describe)
STABILIZATION CRITERIA:			<0.3 ft. drawdown	within 3%	within 10% or <0.5 mg/L	within 3%	±0.1 unit	±10 mV	within 10% or <5 NTU	--	--
1215	0	0.1	44.53	16.7	5.01	125.4	6.22	183.5	923.1	Brown	None
1220	0.5		44.58	16.7	4.71	135.4	5.81	181.9	921.6		
1225	1		44.61	16.8	5.37	135.8	5.73	180.2	908.1		
1230	1.5		44.62	16.7	5.51	135.5	5.76	187.9	461.7	Cloudy Brn	
1235	2		44.63	16.7	5.50	135.6	5.79	187.6	572.6		
1240	2.5		44.62	16.7	5.49	135.7	5.78	187.5	479.2		
1245	3		44.63	16.7	5.51	135.7	5.78	187.6	501.8		

WELL CAPACITY (Gallons Per Foot): **0.75"** = 0.02; **1"** = 0.04; **1.25"** = 0.06; **2"** = 0.16; **3"** = 0.37; **4"** = 0.65; **5"** = 1.02; **6"** = 1.47; **12"** = 5.88

SAMPLING DATA

SAMPLED BY (PRINT) / AFFILIATION: Jim Dimitroff / AECOM	SAMPLER(S) SIGNATURE(S):	SAMPLE TIME: 1250

PUMP OR TUBING DEPTH IN WELL (feet):	TUBING MATERIAL CODE: LDPE	FIELD-FILTERED: Y (N) Filtration Equipment Type: --	FILTER SIZE: -- µm

FIELD DECONTAMINATION: PUMP Y N N/A TUBING Y N (replaced) N/A DUPLICATE: Y (N)

SAMPLE CONTAINER SPECIFICATION				SAMPLE PRESERVATION (including wet ice)			INTENDED ANALYSIS AND/OR METHOD	SAMPLING EQUIPMENT CODE	SAMPLE PUMP FLOW RATE (gal per minute)
SAMPLE ID CODE	# CONTAINERS	MATERIAL CODE	VOLUME	PRESERVATIVE USED	TOTAL VOL ADDED IN FIELD (mL)	FINAL pH			
MW-94	4	AG	40 mL	HCl	40 mL x 4	5.78	6200	ESP	0.1
MW-94	3	AG	40 mL	HCl	40 mL x 3		VPH		
MW-94	1	PP	250 mL	HNO_3	250 mL		Lead by 6010		

REMARKS:

MATERIAL CODES: **AG** = Amber Glass; **CG** = Clear Glass; **HDPE** = High Density Polyethylene; **LDPE** = Low Density Polyethylene; **PP** = Polypropylene; **S** = Silicone; **T** = Teflon; **O** = Other (Specify)

SAMPLING EQUIPMENT CODES: **APP** = After (Through) Peristaltic Pump; **B** = Bailer; **BP** = Bladder Pump; **ESP** = Electric Submersible Pump; **RFPP** = Reverse Flow Peristaltic Pump; **SM** = Straw Method (Tubing Gravity Drain); **O** = Other (Specify)

GROUNDWATER SAMPLING LOG

SITE NAME: 2020-L1-2448 Incident	SITE LOCATION: Huntersville, NC	PROJECT NUMBER: 60674226	WELL NAME: MW-95	DATE: 3-2-22

WELL DIAMETER (inches): 4	TUBING DIAMETER (inches):	WELL SCREEN INTERVAL DEPTH: 15.00 ft. to 60.38 ft.	DEPTH TO WATER (feet): 29.28	PUMP TYPE OR BAILER: MONSOON

1 WELL VOLUME = (TD-DTW) x WELL CAPACITY

(60.38 ft. - 29.28 ft.) x 0.65 gal./ft. = 20.21 gallons

3 WELL VOLUMES = 1 WELL VOLUME X 3

20.21 gallons x 3 = 60.65 gallons

PUMP DEPTH IN WELL (feet): 45	PURGING INITIATED AT: 1010	PURGING ENDED AT: 1100	TOTAL VOLUME PURGED (gallons): 2.0

EQUIPMENT INFORMATION WATER QUALITY METER — MAKE/MODEL: YSI PRO+ — SERIAL #: 19J103974

EQUIPMENT INFORMATION OIL/WATER INTERFACE PROBE — MAKE/MODEL: H.OIL — SERIAL #: D1-8348

TIME	VOLUME PURGED (gallons)	PURGE RATE (gpm)	DEPTH TO WATER (feet)	TEMP. (°C)	DO (mg/L)	COND. (µS/cm)	pH (standard units)	ORP (mV)	TURB. (NTU)	COLOR (describe)	ODOR (describe)
STABILIZATION CRITERIA:			<0.3 ft. drawdown	within 3%	within 10% or <0.5 mg/L	within 3%	±0.1 unit	±10 mV	within 10% or <5 NTU	--	--
1025	0.6	0.04	29.36	15.0	6.36	140.6	6.41	255.1	9.57	CLEAR	NONE
1030	0.8		29.35	15.2	4.98	141.3	6.41	257.4	6.32		
1035	1.0		29.35	15.3	4.86	141.4	6.41	259.3	5.97		
1040	1.2		29.35	15.4	4.66	141.9	6.41	261.1	6.36		
1045	1.4		29.35	15.5	4.64	142.3	6.40	262.9	5.58		
1050	1.6		29.35	15.6	4.54	142.4	6.40	264.0	4.74		
1055	1.8		29.35	15.8	4.53	143.0	6.40	264.7	4.44		
1100	2.0		29.35	15.8	4.57	143.2	6.40	265.1	3.49		

WELL CAPACITY (Gallons Per Foot): **0.75"** = 0.02; **1"** = 0.04; **1.25"** = 0.06; **2"** = 0.16; **3"** = 0.37; **4"** = 0.65; **5"** = 1.02; **6"** = 1.47; **12"** = 5.88

SAMPLING DATA

SAMPLED BY (PRINT) / AFFILIATION: SAM MOORE/AECOM	SAMPLER(S) SIGNATURE(S):	SAMPLE TIME: 1105
PUMP OR TUBING DEPTH IN WELL (feet): 45	TUBING MATERIAL CODE: LDPE	FIELD-FILTERED: Y (N) Filtration Equipment Type: -- FILTER SIZE: -- µm

FIELD DECONTAMINATION: PUMP (Y) N TUBING Y (N)(replaced) DUPLICATE: Y (N)

SAMPLE CONTAINER SPECIFICATION				SAMPLE PRESERVATION (including wet ice)			INTENDED ANALYSIS AND/OR METHOD	SAMPLING EQUIPMENT CODE	SAMPLE PUMP FLOW RATE (gal per minute)
SAMPLE ID CODE	# CONTAINERS	MATERIAL CODE	VOLUME	PRESERVATIVE USED	TOTAL VOL ADDED IN FIELD (mL)	FINAL pH			
MW-95	4	AG	40 mL	HCl	40 mL x 4	6.40	6200	ESP	0.04
	3	AG	40 mL	HCl	40 mL x 3		VPH		
	1	PP	250 mL	HNO_3	250 mL		Lead by 6010		

REMARKS: Well stabilized before purge volume reached. Turbidity is less than 5 NTU.

MATERIAL CODES: **AG** = Amber Glass; **CG** = Clear Glass; **HDPE** = High Density Polyethylene; **LDPE** = Low Density Polyethylene; **PP** = Polypropylene; **S** = Silicone; **T** = Teflon; **O** = Other (Specify)

SAMPLING EQUIPMENT CODES: **APP** = After (Through) Peristaltic Pump; **B** = Bailer; **BP** = Bladder Pump; **ESP** = Electric Submersible Pump; **RFPP** = Reverse Flow Peristaltic Pump; **SM** = Straw Method (Tubing Gravity Drain); **O** = Other (Specify)

GROUNDWATER SAMPLING LOG

SITE NAME: 2020-L1-2448 Incident	SITE LOCATION: Huntersville, NC	PROJECT NUMBER: 60674226	WELL NAME: MW-96	DATE: 3-2-22

WELL DIAMETER (inches): 4	TUBING DIAMETER (inches):	WELL SCREEN INTERVAL DEPTH: 15.00 ft. to 61.41 ft.	DEPTH TO WATER (feet): 26.63	PUMP TYPE OR BAILER: MONSOON

1 WELL VOLUME = (TD-DTW) x WELL CAPACITY

(61.41 ft. - 26.63 ft.) x 0.65 gal./ft. = 34.78 gallons

3 WELL VOLUMES = 1 WELL VOLUME X 3

34.78 gallons x 3 = 104.34 gallons

PUMP DEPTH IN WELL (feet): 45	PURGING INITIATED AT: 0840	PURGING ENDED AT: 0915	TOTAL VOLUME PURGED (gallons): 1.4

EQUIPMENT INFORMATION WATER QUALITY METER — MAKE/MODEL: YSI PRO+ SERIAL #: 19J103974

EQUIPMENT INFORMATION OIL/WATER INTERFACE PROBE — MAKE/MODEL: H.OIL SERIAL #: DI-8348

TIME	VOLUME PURGED (gallons)	PURGE RATE (gpm)	DEPTH TO WATER (feet)	TEMP. (°C)	DO (mg/L)	COND. (µS/cm)	pH (standard units)	ORP (mV)	TURB. (NTU)	COLOR (describe)	ODOR (describe)
STABILIZATION CRITERIA:			<0.3 ft. drawdown	within 3%	within 10% or <0.5 mg/L	within 3%	±0.1 unit	±10 mV	within 10% or <5 NTU	--	--
0855	0.6	0.04	26.72	13.4	5.56	118.1	6.15	199.6	7.77	CLEAR	NONE
0900	0.8		26.71	13.7	5.47	118.7	6.15	211.2	4.41		
0905	1.0		26.71	13.9	5.36	119.3	6.14	217.3	2.84		
0910	1.2		26.71	14.2	5.33	119.8	6.14	224.2	2.88		
0915	1.4		26.71	14.3	5.40	119.9	6.13	227.2	3.27		

WELL CAPACITY (Gallons Per Foot): **0.75"** = 0.02; **1"** = 0.04; **1.25"** = 0.06; **2"** = 0.16; **3"** = 0.37; **4"** = 0.65; **5"** = 1.02; **6"** = 1.47; **12"** = 5.88

SAMPLING DATA

SAMPLED BY (PRINT) / AFFILIATION: SAM MOORE/AECOM	SAMPLER(S) SIGNATURE(S): [signature]	SAMPLE TIME: 0920
PUMP OR TUBING DEPTH IN WELL (feet):	TUBING MATERIAL CODE: LDPE	FIELD-FILTERED: Y (N) Filtration Equipment Type: -- FILTER SIZE: -- µm

FIELD DECONTAMINATION: PUMP (Y) N TUBING Y (N)(replaced) DUPLICATE: Y (N)

SAMPLE CONTAINER SPECIFICATION				SAMPLE PRESERVATION (including wet ice)			INTENDED ANALYSIS AND/OR METHOD	SAMPLING EQUIPMENT CODE	SAMPLE PUMP FLOW RATE (gal per minute)
SAMPLE ID CODE	# CONTAINERS	MATERIAL CODE	VOLUME	PRESERVATIVE USED	TOTAL VOL ADDED IN FIELD (mL)	FINAL pH			
MW-96	4	AG	40 mL	HCl	40 mL x 4	6.13	6200	ESP	0.04
|	3	AG	40 mL	HCl	40 mL x 3	|	VPH	|	|
|	1	PP	250 mL	HNO_3	250 mL	|	Lead by 6010	|	|

REMARKS:

Well stabilized before purge volume reached. Turbidity is less than 5 NTU.

MATERIAL CODES: **AG** = Amber Glass; **CG** = Clear Glass; **HDPE** = High Density Polyethylene; **LDPE** = Low Density Polyethylene; **PP** = Polypropylene; **S** = Silicone; **T** = Teflon; **O** = Other (Specify)

SAMPLING EQUIPMENT CODES: **APP** = After (Through) Peristaltic Pump; **B** = Bailer; **BP** = Bladder Pump; **ESP** = Electric Submersible Pump; **RFPP** = Reverse Flow Peristaltic Pump; **SM** = Straw Method (Tubing Gravity Drain); **O** = Other (Specify)

GROUNDWATER SAMPLING LOG

SITE NAME: 2020-L1-2448 Incident	SITE LOCATION: Huntersville, NC	PROJECT NUMBER: 60674226	WELL NAME: MW-97D	DATE: 3/2/22

WELL DIAMETER (inches): 2"	TUBING DIAMETER (inches): Bladder Tubing	WELL SCREEN INTERVAL DEPTH: 119.17 ft. to 129.17 ft.	DEPTH TO WATER (feet): 28.25	PUMP TYPE OR BAILER: Bladder

1 WELL VOLUME = (TD-DTW) x WELL CAPACITY

(129.17 ft. - 28.25 ft.) x 0.16 gal./ft. = 16.15 gallons

3 WELL VOLUMES = 1 WELL VOLUME X 3

16.15 gallons x 3 = 48.45 gallons

PUMP DEPTH IN WELL (feet): 124.17	PURGING INITIATED AT: 1000	PURGING ENDED AT: 1025	TOTAL VOLUME PURGED (gallons): 2.5

EQUIPMENT INFORMATION WATER QUALITY METER — MAKE/MODEL: YSI ProPlus; SERIAL #: 13K100920

EQUIPMENT INFORMATION OIL/WATER INTERFACE PROBE — MAKE/MODEL: Heron 100'IFP; SERIAL #: 01-7819

TIME	VOLUME PURGED (gallons)	PURGE RATE (gpm)	DEPTH TO WATER (feet)	TEMP. (°C)	DO (mg/L)	COND. (µS/cm)	pH (standard units)	ORP (mV)	TURB. (NTU)	COLOR (describe)	ODOR (describe)
STABILIZATION CRITERIA:			<0.3 ft. drawdown	within 3%	within 10% or <0.5 mg/L	within 3%	±0.1 unit	±10 mV	within 10% or <5 NTU	--	--
1000	0	0.1	29.01	14.9	3.81	291.3	7.66	124.9	7.61	clear	none
1005	0.5		29.42	15.0	3.55	290.8	7.65	123.4	6.81		
1010	1.0		29.74	15.2	2.33	290.3	7.64	120.7	5.29		
1015	1.5		30.37	15.4	1.89	280.4	7.62	118.3	4.30		
1020	2.0		30.51	15.5	1.71	282.3	7.61	116.4	3.13		
1025	2.5		30.65	15.7	1.68	285.0	7.61	115.5	2.42		

WELL CAPACITY (Gallons Per Foot): **0.75"** = 0.02; **1"** = 0.04; **1.25"** = 0.06; **2"** = 0.16; **3"** = 0.37; **4"** = 0.65; **5"** = 1.02; **6"** = 1.47; **12"** = 5.88

SAMPLING DATA

SAMPLED BY (PRINT) / AFFILIATION: Jacob miller/AECOM	SAMPLER(S) SIGNATURE(S): [signature]	SAMPLE TIME: 1030

PUMP OR TUBING DEPTH IN WELL (feet): 124.17	TUBING MATERIAL CODE: LDPE	FIELD-FILTERED: Y (N) Filtration Equipment Type: --	FILTER SIZE: -- µm

FIELD DECONTAMINATION: PUMP (Y) N TUBING Y (N) (replaced) DUPLICATE: (Y) N

SAMPLE CONTAINER SPECIFICATION				SAMPLE PRESERVATION (including wet ice)			INTENDED ANALYSIS AND/OR METHOD	SAMPLING EQUIPMENT CODE	SAMPLE PUMP FLOW RATE (gal per minute)
SAMPLE ID CODE	# CONTAINERS	MATERIAL CODE	VOLUME	PRESERVATIVE USED	TOTAL VOL ADDED IN FIELD (mL)	FINAL pH			
MW-97D	4	AG	40 mL	HCl	40 mL x 4	7.61	6200	BP	0.1
	3	AG	40 mL	HCl	40 mL x 3		VPH		
	1	PP	250 mL	HNO_3	250 mL		Lead by 6010		

REMARKS: fast recharge

MATERIAL CODES: **AG** = Amber Glass; **CG** = Clear Glass; **HDPE** = High Density Polyethylene; **LDPE** = Low Density Polyethylene; **PP** = Polypropylene; **S** = Silicone; **T** = Teflon; **O** = Other (Specify)

SAMPLING EQUIPMENT CODES: **APP** = After (Through) Peristaltic Pump; **B** = Bailer; **BP** = Bladder Pump; **ESP** = Electric Submersible Pump; **RFPP** = Reverse Flow Peristaltic Pump; **SM** = Straw Method (Tubing Gravity Drain); **O** = Other (Specify)

APPENDIX C

LABORATORY ANALYTICAL REPORTS

Pace Analytical Services, LLC
9800 Kincey Ave. Suite 100
Huntersville, NC 28078
(704)875-9092

March 07, 2022

Andrew Street
Apex Companies - NC
5900 Northwoods Business Pkwy
Suite 5900-0
Charlotte, NC 28269

RE: Project: CPC HUNTERSVILLE
Pace Project No.: 92590187

Dear Andrew Street:

Enclosed are the analytical results for sample(s) received by the laboratory on February 24, 2022. The results relate only to the samples included in this report. Results reported herein conform to the applicable TNI/NELAC Standards and the laboratory's Quality Manual, where applicable, unless otherwise noted in the body of the report.

The test results provided in this final report were generated by each of the following laboratories within the Pace Network:

- Pace Analytical Services - Charlotte

A revised report is being submitted on 3/7/22 to update the collection dates.

If you have any questions concerning this report, please feel free to contact me.

Sincerely,

Angela M. Baioni

Angela Baioni
angela.baioni@pacelabs.com
(704)875-9092
Project Manager

Enclosures

cc: J Culbreath, Colonial Pipeline Company
Naomi Fretz, APEX Companies, LLC
Robert Hughes, Colonial Pipeline
Cameron Lee, Montrose-EPS
Jamie Moran, APEX Companies, LLC
Jeff Morrison, Colonial Pipeline Company
Tom Naumann, APEX Companies - NC
Joe Nicolette, Montrose-EPS
Kaitlyn Nootens, Apex Companies
Christopher Schultz, Apex Companies
Matt Teixeira, Apex Companies, LLC
Michael Verdon, Colonial Pipeline Company
JM Wyatt, Colonial Pipeline Company

REPORT OF LABORATORY ANALYSIS

This report shall not be reproduced, except in full,
without the written consent of Pace Analytical Services, LLC.

Pace Analytical Services, LLC
9800 Kincey Ave. Suite 100
Huntersville, NC 28078
(704)875-9092

CERTIFICATIONS

Project:	CPC HUNTERSVILLE
Pace Project No.:	92590187

Pace Analytical Services Charlotte

South Carolina Laboratory ID: 99006
9800 Kincey Ave. Ste 100, Huntersville, NC 28078
North Carolina Drinking Water Certification #: 37706
North Carolina Field Services Certification #: 5342
North Carolina Wastewater Certification #: 12
South Carolina Laboratory ID: 99006

South Carolina Certification #: 99006001
South Carolina Drinking Water Cert. #: 99006003
Florida/NELAP Certification #: E87627
Kentucky UST Certification #: 84
Louisiana DoH Drinking Water #: LA029
Virginia/VELAP Certification #: 460221

This report shall not be reproduced, except in full,
without the written consent of Pace Analytical Services, LLC.

Pace Analytical Services, LLC
9800 Kincey Ave. Suite 100
Huntersville, NC 28078
(704)875-9092

SAMPLE SUMMARY

Project: CPC HUNTERSVILLE
Pace Project No.: 92590187

Lab ID	Sample ID	Matrix	Date Collected	Date Received
92590187001	**RW-113 (32'-34')**	Solid	02/22/22 13:50	02/24/22 17:43
92590187002	**RW-114 (34'-36')**	Solid	02/23/22 15:15	02/24/22 17:43
92590187003	**RW-114 (46'-46.5')**	Solid	02/24/22 08:00	02/24/22 17:43
92590187004	**RW-115 (26'-28)**	Solid	02/24/22 15:00	02/24/22 17:43
92590187005	**RW-115 (38'-38.5)**	Solid	02/24/22 15:20	02/24/22 17:43

This report shall not be reproduced, except in full,
without the written consent of Pace Analytical Services, LLC.

Pace Analytical Services, LLC
9800 Kincey Ave. Suite 100
Huntersville, NC 28078
(704)875-9092

SAMPLE ANALYTE COUNT

Project: CPC HUNTERSVILLE
Pace Project No.: 92590187

Lab ID	Sample ID	Method	Analysts	Analytes Reported	Laboratory
92590187001	**RW-113 (32'-34')**	MADEP VPH	MAD	6	PASI-C
		EPA 8260D	SAS	70	PASI-C
		SW-846	KDF	1	PASI-C
92590187002	**RW-114 (34'-36')**	MADEP VPH	MAD	6	PASI-C
		EPA 8260D	SAS	70	PASI-C
		SW-846	KDF	1	PASI-C
92590187003	**RW-114 (46'-46.5')**	MADEP VPH	MAD	6	PASI-C
		EPA 8260D	SAS	70	PASI-C
		SW-846	KDF	1	PASI-C
92590187004	**RW-115 (26'-28)**	MADEP VPH	MAD	6	PASI-C
		EPA 8260D	SAS	70	PASI-C
		SW-846	KDF	1	PASI-C
92590187005	**RW-115 (38'-38.5)**	MADEP VPH	MAD	6	PASI-C
		EPA 8260D	SAS	70	PASI-C
		SW-846	KDF	1	PASI-C

PASI-C = Pace Analytical Services - Charlotte

This report shall not be reproduced, except in full,
without the written consent of Pace Analytical Services, LLC.

Pace Analytical Services, LLC
9800 Kincey Ave. Suite 100
Huntersville, NC 28078
(704)875-9092

ANALYTICAL RESULTS

Project: CPC HUNTERSVILLE
Pace Project No.: 92590187

Sample: RW-113 (32'-34') **Lab ID: 92590187001** Collected: 02/22/22 13:50 Received: 02/24/22 17:43 Matrix: Solid

Results reported on a "dry weight" basis and are adjusted for percent moisture, sample size and any dilutions.

Parameters	Results	Units	Report Limit	MDL	DF	Prepared	Analyzed	CAS No.	Qual
VPH NC Soil	Analytical Method: MADEP VPH Preparation Method: MADEP VPH								
	Pace Analytical Services - Charlotte								
Total VPH (C5-C12)	**5280**	mg/kg	36.8	36.8	10	02/28/22 17:00	02/28/22 20:21		N2
Aliphatic (C05-C08)	**2480**	mg/kg	36.8	36.8	10	02/28/22 17:00	02/28/22 20:21		N2
Aliphatic(C09-C12) Adjusted	**1680**	mg/kg	36.8	36.8	10	02/28/22 17:00	02/28/22 20:21		N2
Aromatic (C09-C10)	**1120**	mg/kg	36.8	36.8	10	02/28/22 17:00	02/28/22 20:21		N2
Surrogates									
4-Bromofluorobenzene (FID) (S)	174	%	70-130		10	02/28/22 17:00	02/28/22 20:21	460-00-4	S2
4-Bromofluorobenzene (PID) (S)	112	%	70-130		10	02/28/22 17:00	02/28/22 20:21	460-00-4	
8260D/5035A/5030B Volatiles	Analytical Method: EPA 8260D Preparation Method: EPA 5035A/5030B								
	Pace Analytical Services - Charlotte								
Acetone	**2630J**	ug/kg	5860	1880	50	02/25/22 11:04	02/25/22 18:45	67-64-1	
Benzene	**1050**	ug/kg	293	117	50	02/25/22 11:04	02/25/22 18:45	71-43-2	
Bromobenzene	ND	ug/kg	293	95.5	50	02/25/22 11:04	02/25/22 18:45	108-86-1	
Bromochloromethane	ND	ug/kg	293	86.7	50	02/25/22 11:04	02/25/22 18:45	74-97-5	
Bromodichloromethane	ND	ug/kg	293	113	50	02/25/22 11:04	02/25/22 18:45	75-27-4	
Bromoform	ND	ug/kg	293	103	50	02/25/22 11:04	02/25/22 18:45	75-25-2	
Bromomethane	ND	ug/kg	586	463	50	02/25/22 11:04	02/25/22 18:45	74-83-9	v2
2-Butanone (MEK)	ND	ug/kg	5860	1410	50	02/25/22 11:04	02/25/22 18:45	78-93-3	
n-Butylbenzene	**7870**	ug/kg	293	138	50	02/25/22 11:04	02/25/22 18:45	104-51-8	
sec-Butylbenzene	ND	ug/kg	293	129	50	02/25/22 11:04	02/25/22 18:45	135-98-8	
tert-Butylbenzene	ND	ug/kg	293	104	50	02/25/22 11:04	02/25/22 18:45	98-06-6	
Carbon tetrachloride	ND	ug/kg	293	110	50	02/25/22 11:04	02/25/22 18:45	56-23-5	
Chlorobenzene	ND	ug/kg	293	56.2	50	02/25/22 11:04	02/25/22 18:45	108-90-7	
Chloroethane	ND	ug/kg	586	226	50	02/25/22 11:04	02/25/22 18:45	75-00-3	
Chloroform	ND	ug/kg	293	178	50	02/25/22 11:04	02/25/22 18:45	67-66-3	
Chloromethane	ND	ug/kg	586	246	50	02/25/22 11:04	02/25/22 18:45	74-87-3	
2-Chlorotoluene	ND	ug/kg	293	104	50	02/25/22 11:04	02/25/22 18:45	95-49-8	
4-Chlorotoluene	ND	ug/kg	293	51.8	50	02/25/22 11:04	02/25/22 18:45	106-43-4	
1,2-Dibromo-3-chloropropane	ND	ug/kg	293	114	50	02/25/22 11:04	02/25/22 18:45	96-12-8	
Dibromochloromethane	ND	ug/kg	293	165	50	02/25/22 11:04	02/25/22 18:45	124-48-1	
1,2-Dibromoethane (EDB)	ND	ug/kg	293	129	50	02/25/22 11:04	02/25/22 18:45	106-93-4	
Dibromomethane	ND	ug/kg	293	62.7	50	02/25/22 11:04	02/25/22 18:45	74-95-3	
1,2-Dichlorobenzene	ND	ug/kg	293	105	50	02/25/22 11:04	02/25/22 18:45	95-50-1	
1,3-Dichlorobenzene	ND	ug/kg	293	90.8	50	02/25/22 11:04	02/25/22 18:45	541-73-1	
1,4-Dichlorobenzene	ND	ug/kg	293	76.1	50	02/25/22 11:04	02/25/22 18:45	106-46-7	
Dichlorodifluoromethane	ND	ug/kg	586	127	50	02/25/22 11:04	02/25/22 18:45	75-71-8	
1,1-Dichloroethane	ND	ug/kg	293	121	50	02/25/22 11:04	02/25/22 18:45	75-34-3	
1,2-Dichloroethane	ND	ug/kg	293	194	50	02/25/22 11:04	02/25/22 18:45	107-06-2	
1,1-Dichloroethene	ND	ug/kg	293	121	50	02/25/22 11:04	02/25/22 18:45	75-35-4	
cis-1,2-Dichloroethene	ND	ug/kg	293	100	50	02/25/22 11:04	02/25/22 18:45	156-59-2	
trans-1,2-Dichloroethene	ND	ug/kg	293	102	50	02/25/22 11:04	02/25/22 18:45	156-60-5	
1,2-Dichloropropane	ND	ug/kg	293	87.8	50	02/25/22 11:04	02/25/22 18:45	78-87-5	
1,3-Dichloropropane	ND	ug/kg	293	91.4	50	02/25/22 11:04	02/25/22 18:45	142-28-9	
2,2-Dichloropropane	ND	ug/kg	293	95.5	50	02/25/22 11:04	02/25/22 18:45	594-20-7	

This report shall not be reproduced, except in full,
without the written consent of Pace Analytical Services, LLC.

Pace Analytical Services, LLC
9800 Kincey Ave. Suite 100
Huntersville, NC 28078
(704)875-9092

ANALYTICAL RESULTS

Project: CPC HUNTERSVILLE
Pace Project No.: 92590187

Sample: RW-113 (32'-34') **Lab ID: 92590187001** Collected: 02/22/22 13:50 Received: 02/24/22 17:43 Matrix: Solid

Results reported on a "dry weight" basis and are adjusted for percent moisture, sample size and any dilutions.

Parameters	Results	Units	Report Limit	MDL	DF	Prepared	Analyzed	CAS No.	Qual
8260D/5035A/5030B Volatiles	Analytical Method: EPA 8260D Preparation Method: EPA 5035A/5030B								
	Pace Analytical Services - Charlotte								
1,1-Dichloropropene	ND	ug/kg	293	141	50	02/25/22 11:04	02/25/22 18:45	563-58-6	
cis-1,3-Dichloropropene	ND	ug/kg	293	79.6	50	02/25/22 11:04	02/25/22 18:45	10061-01-5	
trans-1,3-Dichloropropene	ND	ug/kg	293	101	50	02/25/22 11:04	02/25/22 18:45	10061-02-6	
Diisopropyl ether	**209J**	ug/kg	293	79.1	50	02/25/22 11:04	02/25/22 18:45	108-20-3	
Ethylbenzene	**38700**	ug/kg	293	136	50	02/25/22 11:04	02/25/22 18:45	100-41-4	
Hexachloro-1,3-butadiene	ND	ug/kg	586	479	50	02/25/22 11:04	02/25/22 18:45	87-68-3	
2-Hexanone	ND	ug/kg	2930	282	50	02/25/22 11:04	02/25/22 18:45	591-78-6	
Isopropylbenzene (Cumene)	ND	ug/kg	293	99.6	50	02/25/22 11:04	02/25/22 18:45	98-82-8	
p-Isopropyltoluene	**7450**	ug/kg	293	144	50	02/25/22 11:04	02/25/22 18:45	99-87-6	
Methylene Chloride	ND	ug/kg	1170	802	50	02/25/22 11:04	02/25/22 18:45	75-09-2	
4-Methyl-2-pentanone (MIBK)	ND	ug/kg	2930	282	50	02/25/22 11:04	02/25/22 18:45	108-10-1	
Methyl-tert-butyl ether	ND	ug/kg	293	110	50	02/25/22 11:04	02/25/22 18:45	1634-04-4	
Naphthalene	**20700**	ug/kg	293	154	50	02/25/22 11:04	02/25/22 18:45	91-20-3	
n-Propylbenzene	**21900**	ug/kg	293	104	50	02/25/22 11:04	02/25/22 18:45	103-65-1	
Styrene	ND	ug/kg	293	77.3	50	02/25/22 11:04	02/25/22 18:45	100-42-5	
1,1,1,2-Tetrachloroethane	ND	ug/kg	293	112	50	02/25/22 11:04	02/25/22 18:45	630-20-6	
1,1,2,2-Tetrachloroethane	ND	ug/kg	293	77.3	50	02/25/22 11:04	02/25/22 18:45	79-34-5	
Tetrachloroethene	ND	ug/kg	293	92.5	50	02/25/22 11:04	02/25/22 18:45	127-18-4	
Toluene	**51100**	ug/kg	293	83.2	50	02/25/22 11:04	02/25/22 18:45	108-88-3	
1,2,3-Trichlorobenzene	ND	ug/kg	293	237	50	02/25/22 11:04	02/25/22 18:45	87-61-6	
1,2,4-Trichlorobenzene	ND	ug/kg	293	246	50	02/25/22 11:04	02/25/22 18:45	120-82-1	
1,1,1-Trichloroethane	ND	ug/kg	293	152	50	02/25/22 11:04	02/25/22 18:45	71-55-6	
1,1,2-Trichloroethane	ND	ug/kg	293	97.2	50	02/25/22 11:04	02/25/22 18:45	79-00-5	
Trichloroethene	ND	ug/kg	293	75.5	50	02/25/22 11:04	02/25/22 18:45	79-01-6	
Trichlorofluoromethane	ND	ug/kg	293	161	50	02/25/22 11:04	02/25/22 18:45	75-69-4	
1,2,3-Trichloropropane	ND	ug/kg	293	148	50	02/25/22 11:04	02/25/22 18:45	96-18-4	
1,2,4-Trimethylbenzene	**142000**	ug/kg	293	80.2	50	02/25/22 11:04	02/25/22 18:45	95-63-6	
1,3,5-Trimethylbenzene	**43200**	ug/kg	293	98.4	50	02/25/22 11:04	02/25/22 18:45	108-67-8	
Vinyl acetate	ND	ug/kg	2930	213	50	02/25/22 11:04	02/25/22 18:45	108-05-4	
Vinyl chloride	ND	ug/kg	586	149	50	02/25/22 11:04	02/25/22 18:45	75-01-4	
Xylene (Total)	**237000**	ug/kg	586	167	50	02/25/22 11:04	02/25/22 18:45	1330-20-7	
m&p-Xylene	**158000**	ug/kg	586	200	50	02/25/22 11:04	02/25/22 18:45	179601-23-1	
o-Xylene	**78800**	ug/kg	293	129	50	02/25/22 11:04	02/25/22 18:45	95-47-6	
Surrogates									
Toluene-d8 (S)	96	%	70-130		50	02/25/22 11:04	02/25/22 18:45	2037-26-5	
4-Bromofluorobenzene (S)	100	%	69-134		50	02/25/22 11:04	02/25/22 18:45	460-00-4	
1,2-Dichloroethane-d4 (S)	89	%	70-130		50	02/25/22 11:04	02/25/22 18:45	17060-07-0	
Percent Moisture	Analytical Method: SW-846								
	Pace Analytical Services - Charlotte								
Percent Moisture	**17.4**	%	0.10	0.10	1		02/25/22 15:33		N2

REPORT OF LABORATORY ANALYSIS

This report shall not be reproduced, except in full,
without the written consent of Pace Analytical Services, LLC.

Pace Analytical Services, LLC
9800 Kincey Ave. Suite 100
Huntersville, NC 28078
(704)875-9092

ANALYTICAL RESULTS

Project: CPC HUNTERSVILLE
Pace Project No.: 92590187

Sample: RW-114 (34'-36') **Lab ID: 92590187002** Collected: 02/23/22 15:15 Received: 02/24/22 17:43 Matrix: Solid

Results reported on a "dry weight" basis and are adjusted for percent moisture, sample size and any dilutions.

Parameters	Results	Units	Report Limit	MDL	DF	Prepared	Analyzed	CAS No.	Qual
VPH NC Soil	Analytical Method: MADEP VPH Preparation Method: MADEP VPH								
	Pace Analytical Services - Charlotte								
Total VPH (C5-C12)	**11800**	mg/kg	65.9	65.9	20	02/28/22 17:00	02/28/22 20:50		N2
Aliphatic (C05-C08)	**7230**	mg/kg	65.9	65.9	20	02/28/22 17:00	02/28/22 20:50		N2
Aliphatic(C09-C12) Adjusted	**3000**	mg/kg	65.9	65.9	20	02/28/22 17:00	02/28/22 20:50		N2
Aromatic (C09-C10)	**1540**	mg/kg	65.9	65.9	20	02/28/22 17:00	02/28/22 20:50		N2
Surrogates									
4-Bromofluorobenzene (FID) (S)	153	%	70-130		20	02/28/22 17:00	02/28/22 20:50	460-00-4	S2
4-Bromofluorobenzene (PID) (S)	106	%	70-130		20	02/28/22 17:00	02/28/22 20:50	460-00-4	
8260D/5035A/5030B Volatiles	Analytical Method: EPA 8260D Preparation Method: EPA 5035A/5030B								
	Pace Analytical Services - Charlotte								
Acetone	ND	ug/kg	6730	2160	50	02/25/22 11:04	02/25/22 19:04	67-64-1	
Benzene	**12200**	ug/kg	337	134	50	02/25/22 11:04	02/25/22 19:04	71-43-2	
Bromobenzene	ND	ug/kg	337	110	50	02/25/22 11:04	02/25/22 19:04	108-86-1	
Bromochloromethane	ND	ug/kg	337	99.6	50	02/25/22 11:04	02/25/22 19:04	74-97-5	
Bromodichloromethane	ND	ug/kg	337	130	50	02/25/22 11:04	02/25/22 19:04	75-27-4	
Bromoform	ND	ug/kg	337	118	50	02/25/22 11:04	02/25/22 19:04	75-25-2	
Bromomethane	ND	ug/kg	673	532	50	02/25/22 11:04	02/25/22 19:04	74-83-9	v2
2-Butanone (MEK)	ND	ug/kg	6730	1620	50	02/25/22 11:04	02/25/22 19:04	78-93-3	
n-Butylbenzene	**12100**	ug/kg	337	159	50	02/25/22 11:04	02/25/22 19:04	104-51-8	
sec-Butylbenzene	ND	ug/kg	337	148	50	02/25/22 11:04	02/25/22 19:04	135-98-8	
tert-Butylbenzene	ND	ug/kg	337	120	50	02/25/22 11:04	02/25/22 19:04	98-06-6	
Carbon tetrachloride	ND	ug/kg	337	126	50	02/25/22 11:04	02/25/22 19:04	56-23-5	
Chlorobenzene	ND	ug/kg	337	64.6	50	02/25/22 11:04	02/25/22 19:04	108-90-7	
Chloroethane	ND	ug/kg	673	260	50	02/25/22 11:04	02/25/22 19:04	75-00-3	
Chloroform	ND	ug/kg	337	205	50	02/25/22 11:04	02/25/22 19:04	67-66-3	
Chloromethane	ND	ug/kg	673	283	50	02/25/22 11:04	02/25/22 19:04	74-87-3	
2-Chlorotoluene	ND	ug/kg	337	119	50	02/25/22 11:04	02/25/22 19:04	95-49-8	
4-Chlorotoluene	ND	ug/kg	337	59.6	50	02/25/22 11:04	02/25/22 19:04	106-43-4	
1,2-Dibromo-3-chloropropane	ND	ug/kg	337	131	50	02/25/22 11:04	02/25/22 19:04	96-12-8	
Dibromochloromethane	ND	ug/kg	337	189	50	02/25/22 11:04	02/25/22 19:04	124-48-1	
1,2-Dibromoethane (EDB)	ND	ug/kg	337	148	50	02/25/22 11:04	02/25/22 19:04	106-93-4	
Dibromomethane	ND	ug/kg	337	72.0	50	02/25/22 11:04	02/25/22 19:04	74-95-3	
1,2-Dichlorobenzene	ND	ug/kg	337	121	50	02/25/22 11:04	02/25/22 19:04	95-50-1	
1,3-Dichlorobenzene	ND	ug/kg	337	104	50	02/25/22 11:04	02/25/22 19:04	541-73-1	
1,4-Dichlorobenzene	ND	ug/kg	337	87.5	50	02/25/22 11:04	02/25/22 19:04	106-46-7	
Dichlorodifluoromethane	ND	ug/kg	673	146	50	02/25/22 11:04	02/25/22 19:04	75-71-8	
1,1-Dichloroethane	ND	ug/kg	337	139	50	02/25/22 11:04	02/25/22 19:04	75-34-3	
1,2-Dichloroethane	ND	ug/kg	337	223	50	02/25/22 11:04	02/25/22 19:04	107-06-2	
1,1-Dichloroethene	ND	ug/kg	337	139	50	02/25/22 11:04	02/25/22 19:04	75-35-4	
cis-1,2-Dichloroethene	ND	ug/kg	337	115	50	02/25/22 11:04	02/25/22 19:04	156-59-2	
trans-1,2-Dichloroethene	ND	ug/kg	337	118	50	02/25/22 11:04	02/25/22 19:04	156-60-5	
1,2-Dichloropropane	ND	ug/kg	337	101	50	02/25/22 11:04	02/25/22 19:04	78-87-5	
1,3-Dichloropropane	ND	ug/kg	337	105	50	02/25/22 11:04	02/25/22 19:04	142-28-9	
2,2-Dichloropropane	ND	ug/kg	337	110	50	02/25/22 11:04	02/25/22 19:04	594-20-7	

This report shall not be reproduced, except in full,
without the written consent of Pace Analytical Services, LLC.

Pace Analytical Services, LLC
9800 Kincey Ave. Suite 100
Huntersville, NC 28078
(704)875-9092

ANALYTICAL RESULTS

Project: CPC HUNTERSVILLE
Pace Project No.: 92590187

Sample: RW-114 (34'-36') **Lab ID: 92590187002** Collected: 02/23/22 15:15 Received: 02/24/22 17:43 Matrix: Solid

Results reported on a "dry weight" basis and are adjusted for percent moisture, sample size and any dilutions.

Parameters	Results	Units	Report Limit	MDL	DF	Prepared	Analyzed	CAS No.	Qual
8260D/5035A/5030B Volatiles	Analytical Method: EPA 8260D Preparation Method: EPA 5035A/5030B								
	Pace Analytical Services - Charlotte								
1,1-Dichloropropene	ND	ug/kg	337	162	50	02/25/22 11:04	02/25/22 19:04	563-58-6	
cis-1,3-Dichloropropene	ND	ug/kg	337	91.5	50	02/25/22 11:04	02/25/22 19:04	10061-01-5	
trans-1,3-Dichloropropene	ND	ug/kg	337	116	50	02/25/22 11:04	02/25/22 19:04	10061-02-6	
Diisopropyl ether	**767**	ug/kg	337	90.9	50	02/25/22 11:04	02/25/22 19:04	108-20-3	
Ethylbenzene	**102000**	ug/kg	337	157	50	02/25/22 11:04	02/25/22 19:04	100-41-4	
Hexachloro-1,3-butadiene	ND	ug/kg	673	551	50	02/25/22 11:04	02/25/22 19:04	87-68-3	
2-Hexanone	ND	ug/kg	3370	324	50	02/25/22 11:04	02/25/22 19:04	591-78-6	
Isopropylbenzene (Cumene)	**11300**	ug/kg	337	114	50	02/25/22 11:04	02/25/22 19:04	98-82-8	
p-Isopropyltoluene	**10900**	ug/kg	337	166	50	02/25/22 11:04	02/25/22 19:04	99-87-6	
Methylene Chloride	ND	ug/kg	1350	922	50	02/25/22 11:04	02/25/22 19:04	75-09-2	
4-Methyl-2-pentanone (MIBK)	ND	ug/kg	3370	324	50	02/25/22 11:04	02/25/22 19:04	108-10-1	
Methyl-tert-butyl ether	ND	ug/kg	337	126	50	02/25/22 11:04	02/25/22 19:04	1634-04-4	
Naphthalene	**29800**	ug/kg	337	177	50	02/25/22 11:04	02/25/22 19:04	91-20-3	
n-Propylbenzene	**41200**	ug/kg	337	120	50	02/25/22 11:04	02/25/22 19:04	103-65-1	
Styrene	ND	ug/kg	337	88.9	50	02/25/22 11:04	02/25/22 19:04	100-42-5	
1,1,1,2-Tetrachloroethane	ND	ug/kg	337	129	50	02/25/22 11:04	02/25/22 19:04	630-20-6	
1,1,2,2-Tetrachloroethane	ND	ug/kg	337	88.9	50	02/25/22 11:04	02/25/22 19:04	79-34-5	
Tetrachloroethene	ND	ug/kg	337	106	50	02/25/22 11:04	02/25/22 19:04	127-18-4	
Toluene	**278000**	ug/kg	337	95.6	50	02/25/22 11:04	02/25/22 19:04	108-88-3	
1,2,3-Trichlorobenzene	ND	ug/kg	337	272	50	02/25/22 11:04	02/25/22 19:04	87-61-6	
1,2,4-Trichlorobenzene	ND	ug/kg	337	283	50	02/25/22 11:04	02/25/22 19:04	120-82-1	
1,1,1-Trichloroethane	ND	ug/kg	337	175	50	02/25/22 11:04	02/25/22 19:04	71-55-6	
1,1,2-Trichloroethane	ND	ug/kg	337	112	50	02/25/22 11:04	02/25/22 19:04	79-00-5	
Trichloroethene	ND	ug/kg	337	86.8	50	02/25/22 11:04	02/25/22 19:04	79-01-6	
Trichlorofluoromethane	ND	ug/kg	337	185	50	02/25/22 11:04	02/25/22 19:04	75-69-4	
1,2,3-Trichloropropane	ND	ug/kg	337	170	50	02/25/22 11:04	02/25/22 19:04	96-18-4	
1,2,4-Trimethylbenzene	**240000**	ug/kg	337	92.2	50	02/25/22 11:04	02/25/22 19:04	95-63-6	
1,3,5-Trimethylbenzene	**73300**	ug/kg	337	113	50	02/25/22 11:04	02/25/22 19:04	108-67-8	
Vinyl acetate	ND	ug/kg	3370	245	50	02/25/22 11:04	02/25/22 19:04	108-05-4	
Vinyl chloride	ND	ug/kg	673	171	50	02/25/22 11:04	02/25/22 19:04	75-01-4	
Xylene (Total)	**594000**	ug/kg	673	192	50	02/25/22 11:04	02/25/22 19:04	1330-20-7	
m&p-Xylene	**416000**	ug/kg	673	230	50	02/25/22 11:04	02/25/22 19:04	179601-23-1	
o-Xylene	**179000**	ug/kg	337	149	50	02/25/22 11:04	02/25/22 19:04	95-47-6	
Surrogates									
Toluene-d8 (S)	95	%	70-130		50	02/25/22 11:04	02/25/22 19:04	2037-26-5	
4-Bromofluorobenzene (S)	99	%	69-134		50	02/25/22 11:04	02/25/22 19:04	460-00-4	
1,2-Dichloroethane-d4 (S)	93	%	70-130		50	02/25/22 11:04	02/25/22 19:04	17060-07-0	
Percent Moisture	Analytical Method: SW-846								
	Pace Analytical Services - Charlotte								
Percent Moisture	**9.0**	%	0.10	0.10	1		02/25/22 15:33		N2

REPORT OF LABORATORY ANALYSIS

This report shall not be reproduced, except in full,
without the written consent of Pace Analytical Services, LLC.

Pace Analytical Services, LLC
9800 Kincey Ave. Suite 100
Huntersville, NC 28078
(704)875-9092

ANALYTICAL RESULTS

Project: CPC HUNTERSVILLE
Pace Project No.: 92590187

Sample: RW-114 (46'-46.5') **Lab ID: 92590187003** Collected: 02/24/22 08:00 Received: 02/24/22 17:43 Matrix: Solid

Results reported on a "dry weight" basis and are adjusted for percent moisture, sample size and any dilutions.

Parameters	Results	Units	Report Limit	MDL	DF	Prepared	Analyzed	CAS No.	Qual
VPH NC Soil	Analytical Method: MADEP VPH Preparation Method: MADEP VPH Pace Analytical Services - Charlotte								
Total VPH (C5-C12)	**39.1**	mg/kg	3.9	3.9	1	02/25/22 13:02	02/25/22 17:56		N2
Aliphatic (C05-C08)	**11.3**	mg/kg	3.9	3.9	1	02/25/22 13:02	02/25/22 17:56		N2
Aliphatic(C09-C12) Adjusted	**17.7**	mg/kg	3.9	3.9	1	02/25/22 13:02	02/25/22 17:56		N2
Aromatic (C09-C10)	**10.0**	mg/kg	3.9	3.9	1	02/25/22 13:02	02/25/22 17:56		N2
Surrogates									
4-Bromofluorobenzene (FID) (S)	112	%	70-130		1	02/25/22 13:02	02/25/22 17:56	460-00-4	
4-Bromofluorobenzene (PID) (S)	96	%	70-130		1	02/25/22 13:02	02/25/22 17:56	460-00-4	
8260D/5035A/5030B Volatiles	Analytical Method: EPA 8260D Preparation Method: EPA 5035A/5030B Pace Analytical Services - Charlotte								
Acetone	**999**	ug/kg	155	49.9	1	02/25/22 11:04	02/25/22 17:49	67-64-1	
Benzene	ND	ug/kg	7.8	3.1	1	02/25/22 11:04	02/25/22 17:49	71-43-2	
Bromobenzene	ND	ug/kg	7.8	2.5	1	02/25/22 11:04	02/25/22 17:49	108-86-1	
Bromochloromethane	ND	ug/kg	7.8	2.3	1	02/25/22 11:04	02/25/22 17:49	74-97-5	
Bromodichloromethane	ND	ug/kg	7.8	3.0	1	02/25/22 11:04	02/25/22 17:49	75-27-4	
Bromoform	ND	ug/kg	7.8	2.7	1	02/25/22 11:04	02/25/22 17:49	75-25-2	
Bromomethane	ND	ug/kg	15.5	12.3	1	02/25/22 11:04	02/25/22 17:49	74-83-9	v2
2-Butanone (MEK)	**278**	ug/kg	155	37.3	1	02/25/22 11:04	02/25/22 17:49	78-93-3	
n-Butylbenzene	ND	ug/kg	7.8	3.7	1	02/25/22 11:04	02/25/22 17:49	104-51-8	
sec-Butylbenzene	ND	ug/kg	7.8	3.4	1	02/25/22 11:04	02/25/22 17:49	135-98-8	
tert-Butylbenzene	ND	ug/kg	7.8	2.8	1	02/25/22 11:04	02/25/22 17:49	98-06-6	
Carbon tetrachloride	ND	ug/kg	7.8	2.9	1	02/25/22 11:04	02/25/22 17:49	56-23-5	
Chlorobenzene	ND	ug/kg	7.8	1.5	1	02/25/22 11:04	02/25/22 17:49	108-90-7	
Chloroethane	ND	ug/kg	15.5	6.0	1	02/25/22 11:04	02/25/22 17:49	75-00-3	
Chloroform	ND	ug/kg	7.8	4.7	1	02/25/22 11:04	02/25/22 17:49	67-66-3	
Chloromethane	ND	ug/kg	15.5	6.5	1	02/25/22 11:04	02/25/22 17:49	74-87-3	
2-Chlorotoluene	ND	ug/kg	7.8	2.7	1	02/25/22 11:04	02/25/22 17:49	95-49-8	
4-Chlorotoluene	ND	ug/kg	7.8	1.4	1	02/25/22 11:04	02/25/22 17:49	106-43-4	
1,2-Dibromo-3-chloropropane	ND	ug/kg	7.8	3.0	1	02/25/22 11:04	02/25/22 17:49	96-12-8	
Dibromochloromethane	ND	ug/kg	7.8	4.4	1	02/25/22 11:04	02/25/22 17:49	124-48-1	
1,2-Dibromoethane (EDB)	ND	ug/kg	7.8	3.4	1	02/25/22 11:04	02/25/22 17:49	106-93-4	
Dibromomethane	ND	ug/kg	7.8	1.7	1	02/25/22 11:04	02/25/22 17:49	74-95-3	
1,2-Dichlorobenzene	ND	ug/kg	7.8	2.8	1	02/25/22 11:04	02/25/22 17:49	95-50-1	
1,3-Dichlorobenzene	ND	ug/kg	7.8	2.4	1	02/25/22 11:04	02/25/22 17:49	541-73-1	
1,4-Dichlorobenzene	ND	ug/kg	7.8	2.0	1	02/25/22 11:04	02/25/22 17:49	106-46-7	
Dichlorodifluoromethane	ND	ug/kg	15.5	3.4	1	02/25/22 11:04	02/25/22 17:49	75-71-8	
1,1-Dichloroethane	ND	ug/kg	7.8	3.2	1	02/25/22 11:04	02/25/22 17:49	75-34-3	
1,2-Dichloroethane	ND	ug/kg	7.8	5.1	1	02/25/22 11:04	02/25/22 17:49	107-06-2	
1,1-Dichloroethene	ND	ug/kg	7.8	3.2	1	02/25/22 11:04	02/25/22 17:49	75-35-4	
cis-1,2-Dichloroethene	ND	ug/kg	7.8	2.7	1	02/25/22 11:04	02/25/22 17:49	156-59-2	
trans-1,2-Dichloroethene	ND	ug/kg	7.8	2.7	1	02/25/22 11:04	02/25/22 17:49	156-60-5	
1,2-Dichloropropane	ND	ug/kg	7.8	2.3	1	02/25/22 11:04	02/25/22 17:49	78-87-5	
1,3-Dichloropropane	ND	ug/kg	7.8	2.4	1	02/25/22 11:04	02/25/22 17:49	142-28-9	
2,2-Dichloropropane	ND	ug/kg	7.8	2.5	1	02/25/22 11:04	02/25/22 17:49	594-20-7	

This report shall not be reproduced, except in full,
without the written consent of Pace Analytical Services, LLC.

Pace Analytical Services, LLC
9800 Kincey Ave. Suite 100
Huntersville, NC 28078
(704)875-9092

ANALYTICAL RESULTS

Project: CPC HUNTERSVILLE
Pace Project No.: 92590187

Sample: RW-114 (46'-46.5') **Lab ID: 92590187003** Collected: 02/24/22 08:00 Received: 02/24/22 17:43 Matrix: Solid

Results reported on a "dry weight" basis and are adjusted for percent moisture, sample size and any dilutions.

Parameters	Results	Units	Report Limit	MDL	DF	Prepared	Analyzed	CAS No.	Qual
8260D/5035A/5030B Volatiles	Analytical Method: EPA 8260D Preparation Method: EPA 5035A/5030B								
	Pace Analytical Services - Charlotte								
1,1-Dichloropropene	ND	ug/kg	7.8	3.7	1	02/25/22 11:04	02/25/22 17:49	563-58-6	
cis-1,3-Dichloropropene	ND	ug/kg	7.8	2.1	1	02/25/22 11:04	02/25/22 17:49	10061-01-5	
trans-1,3-Dichloropropene	ND	ug/kg	7.8	2.7	1	02/25/22 11:04	02/25/22 17:49	10061-02-6	
Diisopropyl ether	ND	ug/kg	7.8	2.1	1	02/25/22 11:04	02/25/22 17:49	108-20-3	
Ethylbenzene	ND	ug/kg	7.8	3.6	1	02/25/22 11:04	02/25/22 17:49	100-41-4	
Hexachloro-1,3-butadiene	ND	ug/kg	15.5	12.7	1	02/25/22 11:04	02/25/22 17:49	87-68-3	
2-Hexanone	ND	ug/kg	77.7	7.5	1	02/25/22 11:04	02/25/22 17:49	591-78-6	
Isopropylbenzene (Cumene)	ND	ug/kg	7.8	2.6	1	02/25/22 11:04	02/25/22 17:49	98-82-8	
p-Isopropyltoluene	ND	ug/kg	7.8	3.8	1	02/25/22 11:04	02/25/22 17:49	99-87-6	
Methylene Chloride	ND	ug/kg	31.1	21.3	1	02/25/22 11:04	02/25/22 17:49	75-09-2	
4-Methyl-2-pentanone (MIBK)	ND	ug/kg	77.7	7.5	1	02/25/22 11:04	02/25/22 17:49	108-10-1	
Methyl-tert-butyl ether	**9.9**	ug/kg	7.8	2.9	1	02/25/22 11:04	02/25/22 17:49	1634-04-4	
Naphthalene	ND	ug/kg	7.8	4.1	1	02/25/22 11:04	02/25/22 17:49	91-20-3	
n-Propylbenzene	ND	ug/kg	7.8	2.8	1	02/25/22 11:04	02/25/22 17:49	103-65-1	
Styrene	ND	ug/kg	7.8	2.1	1	02/25/22 11:04	02/25/22 17:49	100-42-5	
1,1,1,2-Tetrachloroethane	ND	ug/kg	7.8	3.0	1	02/25/22 11:04	02/25/22 17:49	630-20-6	
1,1,2,2-Tetrachloroethane	ND	ug/kg	7.8	2.1	1	02/25/22 11:04	02/25/22 17:49	79-34-5	
Tetrachloroethene	ND	ug/kg	7.8	2.5	1	02/25/22 11:04	02/25/22 17:49	127-18-4	
Toluene	**9.8**	ug/kg	7.8	2.2	1	02/25/22 11:04	02/25/22 17:49	108-88-3	
1,2,3-Trichlorobenzene	ND	ug/kg	7.8	6.3	1	02/25/22 11:04	02/25/22 17:49	87-61-6	
1,2,4-Trichlorobenzene	ND	ug/kg	7.8	6.5	1	02/25/22 11:04	02/25/22 17:49	120-82-1	
1,1,1-Trichloroethane	ND	ug/kg	7.8	4.0	1	02/25/22 11:04	02/25/22 17:49	71-55-6	
1,1,2-Trichloroethane	ND	ug/kg	7.8	2.6	1	02/25/22 11:04	02/25/22 17:49	79-00-5	
Trichloroethene	ND	ug/kg	7.8	2.0	1	02/25/22 11:04	02/25/22 17:49	79-01-6	
Trichlorofluoromethane	ND	ug/kg	7.8	4.3	1	02/25/22 11:04	02/25/22 17:49	75-69-4	
1,2,3-Trichloropropane	ND	ug/kg	7.8	3.9	1	02/25/22 11:04	02/25/22 17:49	96-18-4	
1,2,4-Trimethylbenzene	ND	ug/kg	7.8	2.1	1	02/25/22 11:04	02/25/22 17:49	95-63-6	
1,3,5-Trimethylbenzene	ND	ug/kg	7.8	2.6	1	02/25/22 11:04	02/25/22 17:49	108-67-8	
Vinyl acetate	ND	ug/kg	77.7	5.7	1	02/25/22 11:04	02/25/22 17:49	108-05-4	
Vinyl chloride	ND	ug/kg	15.5	3.9	1	02/25/22 11:04	02/25/22 17:49	75-01-4	
Xylene (Total)	ND	ug/kg	15.5	4.4	1	02/25/22 11:04	02/25/22 17:49	1330-20-7	
m&p-Xylene	ND	ug/kg	15.5	5.3	1	02/25/22 11:04	02/25/22 17:49	179601-23-1	
o-Xylene	ND	ug/kg	7.8	3.4	1	02/25/22 11:04	02/25/22 17:49	95-47-6	
Surrogates									
Toluene-d8 (S)	99	%	70-130		1	02/25/22 11:04	02/25/22 17:49	2037-26-5	
4-Bromofluorobenzene (S)	99	%	69-134		1	02/25/22 11:04	02/25/22 17:49	460-00-4	
1,2-Dichloroethane-d4 (S)	90	%	70-130		1	02/25/22 11:04	02/25/22 17:49	17060-07-0	
Percent Moisture	Analytical Method: SW-846								
	Pace Analytical Services - Charlotte								
Percent Moisture	**14.7**	%	0.10	0.10	1		02/25/22 15:33		N2

REPORT OF LABORATORY ANALYSIS

This report shall not be reproduced, except in full,
without the written consent of Pace Analytical Services, LLC.

Pace Analytical Services, LLC
9800 Kincey Ave. Suite 100
Huntersville, NC 28078
(704)875-9092

ANALYTICAL RESULTS

Project: CPC HUNTERSVILLE
Pace Project No.: 92590187

Sample: RW-115 (26'-28) **Lab ID: 92590187004** Collected: 02/24/22 15:00 Received: 02/24/22 17:43 Matrix: Solid

Results reported on a "dry weight" basis and are adjusted for percent moisture, sample size and any dilutions.

Parameters	Results	Units	Report Limit	MDL	DF	Prepared	Analyzed	CAS No.	Qual
VPH NC Soil	Analytical Method: MADEP VPH Preparation Method: MADEP VPH Pace Analytical Services - Charlotte								
Total VPH (C5-C12)	**308**	mg/kg	3.7	3.7	1	02/25/22 13:02	02/25/22 18:24		N2
Aliphatic (C05-C08)	**113**	mg/kg	3.7	3.7	1	02/25/22 13:02	02/25/22 18:24		N2
Aliphatic(C09-C12) Adjusted	**105**	mg/kg	3.7	3.7	1	02/25/22 13:02	02/25/22 18:24		N2
Aromatic (C09-C10)	**89.7**	mg/kg	3.7	3.7	1	02/25/22 13:02	02/25/22 18:24		N2
Surrogates									
4-Bromofluorobenzene (FID) (S)	151	%	70-130		1	02/25/22 13:02	02/25/22 18:24	460-00-4	S5
4-Bromofluorobenzene (PID) (S)	109	%	70-130		1	02/25/22 13:02	02/25/22 18:24	460-00-4	
8260D/5035A/5030B Volatiles	Analytical Method: EPA 8260D Preparation Method: EPA 5035A/5030B Pace Analytical Services - Charlotte								
Acetone	**234**	ug/kg	126	40.5	1	02/25/22 11:04	02/25/22 18:08	67-64-1	
Benzene	**56.9**	ug/kg	6.3	2.5	1	02/25/22 11:04	02/25/22 18:08	71-43-2	
Bromobenzene	ND	ug/kg	6.3	2.1	1	02/25/22 11:04	02/25/22 18:08	108-86-1	
Bromochloromethane	ND	ug/kg	6.3	1.9	1	02/25/22 11:04	02/25/22 18:08	74-97-5	
Bromodichloromethane	ND	ug/kg	6.3	2.4	1	02/25/22 11:04	02/25/22 18:08	75-27-4	
Bromoform	ND	ug/kg	6.3	2.2	1	02/25/22 11:04	02/25/22 18:08	75-25-2	
Bromomethane	ND	ug/kg	12.6	10	1	02/25/22 11:04	02/25/22 18:08	74-83-9	v2
2-Butanone (MEK)	ND	ug/kg	126	30.3	1	02/25/22 11:04	02/25/22 18:08	78-93-3	
n-Butylbenzene	**305**	ug/kg	6.3	3.0	1	02/25/22 11:04	02/25/22 18:08	104-51-8	
sec-Butylbenzene	ND	ug/kg	6.3	2.8	1	02/25/22 11:04	02/25/22 18:08	135-98-8	
tert-Butylbenzene	ND	ug/kg	6.3	2.2	1	02/25/22 11:04	02/25/22 18:08	98-06-6	
Carbon tetrachloride	ND	ug/kg	6.3	2.4	1	02/25/22 11:04	02/25/22 18:08	56-23-5	
Chlorobenzene	ND	ug/kg	6.3	1.2	1	02/25/22 11:04	02/25/22 18:08	108-90-7	
Chloroethane	ND	ug/kg	12.6	4.9	1	02/25/22 11:04	02/25/22 18:08	75-00-3	
Chloroform	ND	ug/kg	6.3	3.8	1	02/25/22 11:04	02/25/22 18:08	67-66-3	
Chloromethane	ND	ug/kg	12.6	5.3	1	02/25/22 11:04	02/25/22 18:08	74-87-3	
2-Chlorotoluene	ND	ug/kg	6.3	2.2	1	02/25/22 11:04	02/25/22 18:08	95-49-8	
4-Chlorotoluene	ND	ug/kg	6.3	1.1	1	02/25/22 11:04	02/25/22 18:08	106-43-4	
1,2-Dibromo-3-chloropropane	ND	ug/kg	6.3	2.4	1	02/25/22 11:04	02/25/22 18:08	96-12-8	
Dibromochloromethane	ND	ug/kg	6.3	3.5	1	02/25/22 11:04	02/25/22 18:08	124-48-1	
1,2-Dibromoethane (EDB)	ND	ug/kg	6.3	2.8	1	02/25/22 11:04	02/25/22 18:08	106-93-4	
Dibromomethane	ND	ug/kg	6.3	1.4	1	02/25/22 11:04	02/25/22 18:08	74-95-3	
1,2-Dichlorobenzene	ND	ug/kg	6.3	2.3	1	02/25/22 11:04	02/25/22 18:08	95-50-1	
1,3-Dichlorobenzene	ND	ug/kg	6.3	2.0	1	02/25/22 11:04	02/25/22 18:08	541-73-1	
1,4-Dichlorobenzene	ND	ug/kg	6.3	1.6	1	02/25/22 11:04	02/25/22 18:08	106-46-7	
Dichlorodifluoromethane	ND	ug/kg	12.6	2.7	1	02/25/22 11:04	02/25/22 18:08	75-71-8	
1,1-Dichloroethane	ND	ug/kg	6.3	2.6	1	02/25/22 11:04	02/25/22 18:08	75-34-3	
1,2-Dichloroethane	ND	ug/kg	6.3	4.2	1	02/25/22 11:04	02/25/22 18:08	107-06-2	
1,1-Dichloroethene	ND	ug/kg	6.3	2.6	1	02/25/22 11:04	02/25/22 18:08	75-35-4	
cis-1,2-Dichloroethene	ND	ug/kg	6.3	2.2	1	02/25/22 11:04	02/25/22 18:08	156-59-2	
trans-1,2-Dichloroethene	ND	ug/kg	6.3	2.2	1	02/25/22 11:04	02/25/22 18:08	156-60-5	
1,2-Dichloropropane	ND	ug/kg	6.3	1.9	1	02/25/22 11:04	02/25/22 18:08	78-87-5	
1,3-Dichloropropane	ND	ug/kg	6.3	2.0	1	02/25/22 11:04	02/25/22 18:08	142-28-9	
2,2-Dichloropropane	ND	ug/kg	6.3	2.1	1	02/25/22 11:04	02/25/22 18:08	594-20-7	

This report shall not be reproduced, except in full,
without the written consent of Pace Analytical Services, LLC.

Pace Analytical Services, LLC
9800 Kincey Ave. Suite 100
Huntersville, NC 28078
(704)875-9092

ANALYTICAL RESULTS

Project: CPC HUNTERSVILLE
Pace Project No.: 92590187

Sample: RW-115 (26'-28) **Lab ID: 92590187004** Collected: 02/24/22 15:00 Received: 02/24/22 17:43 Matrix: Solid

Results reported on a "dry weight" basis and are adjusted for percent moisture, sample size and any dilutions.

Parameters	Results	Units	Report Limit	MDL	DF	Prepared	Analyzed	CAS No.	Qual
8260D/5035A/5030B Volatiles	Analytical Method: EPA 8260D Preparation Method: EPA 5035A/5030B								
	Pace Analytical Services - Charlotte								
1,1-Dichloropropene	ND	ug/kg	6.3	3.0	1	02/25/22 11:04	02/25/22 18:08	563-58-6	
cis-1,3-Dichloropropene	ND	ug/kg	6.3	1.7	1	02/25/22 11:04	02/25/22 18:08	10061-01-5	
trans-1,3-Dichloropropene	ND	ug/kg	6.3	2.2	1	02/25/22 11:04	02/25/22 18:08	10061-02-6	
Diisopropyl ether	**34.4**	ug/kg	6.3	1.7	1	02/25/22 11:04	02/25/22 18:08	108-20-3	
Ethylbenzene	**362**	ug/kg	6.3	2.9	1	02/25/22 11:04	02/25/22 18:08	100-41-4	
Hexachloro-1,3-butadiene	ND	ug/kg	12.6	10.3	1	02/25/22 11:04	02/25/22 18:08	87-68-3	
2-Hexanone	ND	ug/kg	63.1	6.1	1	02/25/22 11:04	02/25/22 18:08	591-78-6	
Isopropylbenzene (Cumene)	ND	ug/kg	6.3	2.1	1	02/25/22 11:04	02/25/22 18:08	98-82-8	
p-Isopropyltoluene	ND	ug/kg	6.3	3.1	1	02/25/22 11:04	02/25/22 18:08	99-87-6	
Methylene Chloride	ND	ug/kg	25.2	17.3	1	02/25/22 11:04	02/25/22 18:08	75-09-2	
4-Methyl-2-pentanone (MIBK)	ND	ug/kg	63.1	6.1	1	02/25/22 11:04	02/25/22 18:08	108-10-1	
Methyl-tert-butyl ether	ND	ug/kg	6.3	2.4	1	02/25/22 11:04	02/25/22 18:08	1634-04-4	
Naphthalene	**772**	ug/kg	6.3	3.3	1	02/25/22 11:04	02/25/22 18:08	91-20-3	
n-Propylbenzene	**442**	ug/kg	6.3	2.2	1	02/25/22 11:04	02/25/22 18:08	103-65-1	
Styrene	ND	ug/kg	6.3	1.7	1	02/25/22 11:04	02/25/22 18:08	100-42-5	
1,1,1,2-Tetrachloroethane	ND	ug/kg	6.3	2.4	1	02/25/22 11:04	02/25/22 18:08	630-20-6	
1,1,2,2-Tetrachloroethane	ND	ug/kg	6.3	1.7	1	02/25/22 11:04	02/25/22 18:08	79-34-5	
Tetrachloroethene	ND	ug/kg	6.3	2.0	1	02/25/22 11:04	02/25/22 18:08	127-18-4	
Toluene	**411**	ug/kg	6.3	1.8	1	02/25/22 11:04	02/25/22 18:08	108-88-3	
1,2,3-Trichlorobenzene	ND	ug/kg	6.3	5.1	1	02/25/22 11:04	02/25/22 18:08	87-61-6	
1,2,4-Trichlorobenzene	ND	ug/kg	6.3	5.3	1	02/25/22 11:04	02/25/22 18:08	120-82-1	
1,1,1-Trichloroethane	ND	ug/kg	6.3	3.3	1	02/25/22 11:04	02/25/22 18:08	71-55-6	
1,1,2-Trichloroethane	ND	ug/kg	6.3	2.1	1	02/25/22 11:04	02/25/22 18:08	79-00-5	
Trichloroethene	ND	ug/kg	6.3	1.6	1	02/25/22 11:04	02/25/22 18:08	79-01-6	
Trichlorofluoromethane	ND	ug/kg	6.3	3.5	1	02/25/22 11:04	02/25/22 18:08	75-69-4	
1,2,3-Trichloropropane	ND	ug/kg	6.3	3.2	1	02/25/22 11:04	02/25/22 18:08	96-18-4	
1,2,4-Trimethylbenzene	**3580**	ug/kg	6.3	1.7	1	02/25/22 11:04	02/25/22 18:08	95-63-6	
1,3,5-Trimethylbenzene	**1090**	ug/kg	6.3	2.1	1	02/25/22 11:04	02/25/22 18:08	108-67-8	
Vinyl acetate	ND	ug/kg	63.1	4.6	1	02/25/22 11:04	02/25/22 18:08	108-05-4	
Vinyl chloride	ND	ug/kg	12.6	3.2	1	02/25/22 11:04	02/25/22 18:08	75-01-4	
Xylene (Total)	**2650**	ug/kg	12.6	3.6	1	02/25/22 11:04	02/25/22 18:08	1330-20-7	
m&p-Xylene	**1620**	ug/kg	12.6	4.3	1	02/25/22 11:04	02/25/22 18:08	179601-23-1	
o-Xylene	**1030**	ug/kg	6.3	2.8	1	02/25/22 11:04	02/25/22 18:08	95-47-6	
Surrogates									
Toluene-d8 (S)	96	%	70-130		1	02/25/22 11:04	02/25/22 18:08	2037-26-5	
4-Bromofluorobenzene (S)	100	%	69-134		1	02/25/22 11:04	02/25/22 18:08	460-00-4	
1,2-Dichloroethane-d4 (S)	93	%	70-130		1	02/25/22 11:04	02/25/22 18:08	17060-07-0	
Percent Moisture	Analytical Method: SW-846								
	Pace Analytical Services - Charlotte								
Percent Moisture	**18.6**	%	0.10	0.10	1		02/25/22 15:33		N2

REPORT OF LABORATORY ANALYSIS

This report shall not be reproduced, except in full,
without the written consent of Pace Analytical Services, LLC.

Pace Analytical Services, LLC
9800 Kincey Ave. Suite 100
Huntersville, NC 28078
(704)875-9092

ANALYTICAL RESULTS

Project: CPC HUNTERSVILLE
Pace Project No.: 92590187

Sample: RW-115 (38'-38.5) **Lab ID: 92590187005** Collected: 02/24/22 15:20 Received: 02/24/22 17:43 Matrix: Solid

Results reported on a "dry weight" basis and are adjusted for percent moisture, sample size and any dilutions.

Parameters	Results	Units	Report Limit	MDL	DF	Prepared	Analyzed	CAS No.	Qual
VPH NC Soil	Analytical Method: MADEP VPH Preparation Method: MADEP VPH Pace Analytical Services - Charlotte								
Total VPH (C5-C12)	**7.8**	mg/kg	3.2	3.2	1	02/28/22 17:00	02/28/22 19:52		N2
Aliphatic (C05-C08)	**4.5**	mg/kg	3.2	3.2	1	02/28/22 17:00	02/28/22 19:52		N2
Aliphatic(C09-C12) Adjusted	ND	mg/kg	3.2	3.2	1	02/28/22 17:00	02/28/22 19:52		N2
Aromatic (C09-C10)	ND	mg/kg	3.2	3.2	1	02/28/22 17:00	02/28/22 19:52		N2
Surrogates									
4-Bromofluorobenzene (FID) (S)	101	%	70-130		1	02/28/22 17:00	02/28/22 19:52	460-00-4	
4-Bromofluorobenzene (PID) (S)	92	%	70-130		1	02/28/22 17:00	02/28/22 19:52	460-00-4	
8260D/5035A/5030B Volatiles	Analytical Method: EPA 8260D Preparation Method: EPA 5035A/5030B Pace Analytical Services - Charlotte								
Acetone	ND	ug/kg	110	35.4	1	02/25/22 11:04	02/25/22 18:27	67-64-1	
Benzene	**74.7**	ug/kg	5.5	2.2	1	02/25/22 11:04	02/25/22 18:27	71-43-2	
Bromobenzene	ND	ug/kg	5.5	1.8	1	02/25/22 11:04	02/25/22 18:27	108-86-1	
Bromochloromethane	ND	ug/kg	5.5	1.6	1	02/25/22 11:04	02/25/22 18:27	74-97-5	
Bromodichloromethane	ND	ug/kg	5.5	2.1	1	02/25/22 11:04	02/25/22 18:27	75-27-4	
Bromoform	ND	ug/kg	5.5	1.9	1	02/25/22 11:04	02/25/22 18:27	75-25-2	
Bromomethane	ND	ug/kg	11.0	8.7	1	02/25/22 11:04	02/25/22 18:27	74-83-9	v2
2-Butanone (MEK)	ND	ug/kg	110	26.4	1	02/25/22 11:04	02/25/22 18:27	78-93-3	
n-Butylbenzene	**21.7**	ug/kg	5.5	2.6	1	02/25/22 11:04	02/25/22 18:27	104-51-8	
sec-Butylbenzene	ND	ug/kg	5.5	2.4	1	02/25/22 11:04	02/25/22 18:27	135-98-8	
tert-Butylbenzene	ND	ug/kg	5.5	2.0	1	02/25/22 11:04	02/25/22 18:27	98-06-6	
Carbon tetrachloride	ND	ug/kg	5.5	2.1	1	02/25/22 11:04	02/25/22 18:27	56-23-5	
Chlorobenzene	ND	ug/kg	5.5	1.1	1	02/25/22 11:04	02/25/22 18:27	108-90-7	
Chloroethane	ND	ug/kg	11.0	4.3	1	02/25/22 11:04	02/25/22 18:27	75-00-3	
Chloroform	ND	ug/kg	5.5	3.3	1	02/25/22 11:04	02/25/22 18:27	67-66-3	
Chloromethane	ND	ug/kg	11.0	4.6	1	02/25/22 11:04	02/25/22 18:27	74-87-3	
2-Chlorotoluene	ND	ug/kg	5.5	2.0	1	02/25/22 11:04	02/25/22 18:27	95-49-8	
4-Chlorotoluene	ND	ug/kg	5.5	0.98	1	02/25/22 11:04	02/25/22 18:27	106-43-4	
1,2-Dibromo-3-chloropropane	ND	ug/kg	5.5	2.1	1	02/25/22 11:04	02/25/22 18:27	96-12-8	
Dibromochloromethane	ND	ug/kg	5.5	3.1	1	02/25/22 11:04	02/25/22 18:27	124-48-1	
1,2-Dibromoethane (EDB)	ND	ug/kg	5.5	2.4	1	02/25/22 11:04	02/25/22 18:27	106-93-4	
Dibromomethane	ND	ug/kg	5.5	1.2	1	02/25/22 11:04	02/25/22 18:27	74-95-3	
1,2-Dichlorobenzene	ND	ug/kg	5.5	2.0	1	02/25/22 11:04	02/25/22 18:27	95-50-1	
1,3-Dichlorobenzene	ND	ug/kg	5.5	1.7	1	02/25/22 11:04	02/25/22 18:27	541-73-1	
1,4-Dichlorobenzene	ND	ug/kg	5.5	1.4	1	02/25/22 11:04	02/25/22 18:27	106-46-7	
Dichlorodifluoromethane	ND	ug/kg	11.0	2.4	1	02/25/22 11:04	02/25/22 18:27	75-71-8	
1,1-Dichloroethane	ND	ug/kg	5.5	2.3	1	02/25/22 11:04	02/25/22 18:27	75-34-3	
1,2-Dichloroethane	ND	ug/kg	5.5	3.6	1	02/25/22 11:04	02/25/22 18:27	107-06-2	
1,1-Dichloroethene	ND	ug/kg	5.5	2.3	1	02/25/22 11:04	02/25/22 18:27	75-35-4	
cis-1,2-Dichloroethene	ND	ug/kg	5.5	1.9	1	02/25/22 11:04	02/25/22 18:27	156-59-2	
trans-1,2-Dichloroethene	ND	ug/kg	5.5	1.9	1	02/25/22 11:04	02/25/22 18:27	156-60-5	
1,2-Dichloropropane	ND	ug/kg	5.5	1.7	1	02/25/22 11:04	02/25/22 18:27	78-87-5	
1,3-Dichloropropane	ND	ug/kg	5.5	1.7	1	02/25/22 11:04	02/25/22 18:27	142-28-9	
2,2-Dichloropropane	ND	ug/kg	5.5	1.8	1	02/25/22 11:04	02/25/22 18:27	594-20-7	

This report shall not be reproduced, except in full,
without the written consent of Pace Analytical Services, LLC.

Pace Analytical Services, LLC
9800 Kincey Ave. Suite 100
Huntersville, NC 28078
(704)875-9092

ANALYTICAL RESULTS

Project: CPC HUNTERSVILLE
Pace Project No.: 92590187

Sample: RW-115 (38'-38.5) **Lab ID: 92590187005** Collected: 02/24/22 15:20 Received: 02/24/22 17:43 Matrix: Solid

Results reported on a "dry weight" basis and are adjusted for percent moisture, sample size and any dilutions.

Parameters	Results	Units	Report Limit	MDL	DF	Prepared	Analyzed	CAS No.	Qual
8260D/5035A/5030B Volatiles	Analytical Method: EPA 8260D Preparation Method: EPA 5035A/5030B								
	Pace Analytical Services - Charlotte								
1,1-Dichloropropene	ND	ug/kg	5.5	2.6	1	02/25/22 11:04	02/25/22 18:27	563-58-6	
cis-1,3-Dichloropropene	ND	ug/kg	5.5	1.5	1	02/25/22 11:04	02/25/22 18:27	10061-01-5	
trans-1,3-Dichloropropene	ND	ug/kg	5.5	1.9	1	02/25/22 11:04	02/25/22 18:27	10061-02-6	
Diisopropyl ether	**9.0**	ug/kg	5.5	1.5	1	02/25/22 11:04	02/25/22 18:27	108-20-3	
Ethylbenzene	**102**	ug/kg	5.5	2.6	1	02/25/22 11:04	02/25/22 18:27	100-41-4	
Hexachloro-1,3-butadiene	ND	ug/kg	11.0	9.0	1	02/25/22 11:04	02/25/22 18:27	87-68-3	
2-Hexanone	ND	ug/kg	55.1	5.3	1	02/25/22 11:04	02/25/22 18:27	591-78-6	
Isopropylbenzene (Cumene)	ND	ug/kg	5.5	1.9	1	02/25/22 11:04	02/25/22 18:27	98-82-8	
p-Isopropyltoluene	**15.8**	ug/kg	5.5	2.7	1	02/25/22 11:04	02/25/22 18:27	99-87-6	
Methylene Chloride	ND	ug/kg	22.0	15.1	1	02/25/22 11:04	02/25/22 18:27	75-09-2	
4-Methyl-2-pentanone (MIBK)	ND	ug/kg	55.1	5.3	1	02/25/22 11:04	02/25/22 18:27	108-10-1	
Methyl-tert-butyl ether	ND	ug/kg	5.5	2.1	1	02/25/22 11:04	02/25/22 18:27	1634-04-4	
Naphthalene	**38.0**	ug/kg	5.5	2.9	1	02/25/22 11:04	02/25/22 18:27	91-20-3	
n-Propylbenzene	**54.8**	ug/kg	5.5	2.0	1	02/25/22 11:04	02/25/22 18:27	103-65-1	
Styrene	**2.8J**	ug/kg	5.5	1.5	1	02/25/22 11:04	02/25/22 18:27	100-42-5	
1,1,1,2-Tetrachloroethane	ND	ug/kg	5.5	2.1	1	02/25/22 11:04	02/25/22 18:27	630-20-6	
1,1,2,2-Tetrachloroethane	ND	ug/kg	5.5	1.5	1	02/25/22 11:04	02/25/22 18:27	79-34-5	
Tetrachloroethene	ND	ug/kg	5.5	1.7	1	02/25/22 11:04	02/25/22 18:27	127-18-4	
Toluene	**314**	ug/kg	5.5	1.6	1	02/25/22 11:04	02/25/22 18:27	108-88-3	
1,2,3-Trichlorobenzene	ND	ug/kg	5.5	4.5	1	02/25/22 11:04	02/25/22 18:27	87-61-6	
1,2,4-Trichlorobenzene	ND	ug/kg	5.5	4.6	1	02/25/22 11:04	02/25/22 18:27	120-82-1	
1,1,1-Trichloroethane	ND	ug/kg	5.5	2.9	1	02/25/22 11:04	02/25/22 18:27	71-55-6	
1,1,2-Trichloroethane	ND	ug/kg	5.5	1.8	1	02/25/22 11:04	02/25/22 18:27	79-00-5	
Trichloroethene	ND	ug/kg	5.5	1.4	1	02/25/22 11:04	02/25/22 18:27	79-01-6	
Trichlorofluoromethane	ND	ug/kg	5.5	3.0	1	02/25/22 11:04	02/25/22 18:27	75-69-4	
1,2,3-Trichloropropane	ND	ug/kg	5.5	2.8	1	02/25/22 11:04	02/25/22 18:27	96-18-4	
1,2,4-Trimethylbenzene	**289**	ug/kg	5.5	1.5	1	02/25/22 11:04	02/25/22 18:27	95-63-6	
1,3,5-Trimethylbenzene	**89.9**	ug/kg	5.5	1.9	1	02/25/22 11:04	02/25/22 18:27	108-67-8	
Vinyl acetate	ND	ug/kg	55.1	4.0	1	02/25/22 11:04	02/25/22 18:27	108-05-4	
Vinyl chloride	ND	ug/kg	11.0	2.8	1	02/25/22 11:04	02/25/22 18:27	75-01-4	
Xylene (Total)	**603**	ug/kg	11.0	3.1	1	02/25/22 11:04	02/25/22 18:27	1330-20-7	
m&p-Xylene	**440**	ug/kg	11.0	3.8	1	02/25/22 11:04	02/25/22 18:27	179601-23-1	
o-Xylene	**163**	ug/kg	5.5	2.4	1	02/25/22 11:04	02/25/22 18:27	95-47-6	
Surrogates									
Toluene-d8 (S)	98	%	70-130		1	02/25/22 11:04	02/25/22 18:27	2037-26-5	
4-Bromofluorobenzene (S)	98	%	69-134		1	02/25/22 11:04	02/25/22 18:27	460-00-4	
1,2-Dichloroethane-d4 (S)	91	%	70-130		1	02/25/22 11:04	02/25/22 18:27	17060-07-0	
Percent Moisture	Analytical Method: SW-846								
	Pace Analytical Services - Charlotte								
Percent Moisture	**12.3**	%	0.10	0.10	1		02/25/22 15:34		N2

REPORT OF LABORATORY ANALYSIS

This report shall not be reproduced, except in full,
without the written consent of Pace Analytical Services, LLC.

Pace Analytical Services, LLC
9800 Kincey Ave. Suite 100
Huntersville, NC 28078
(704)875-9092

QUALITY CONTROL DATA

Project: CPC HUNTERSVILLE
Pace Project No.: 92590187

QC Batch: 680988
QC Batch Method: MADEP VPH
Analysis Method: MADEP VPH
Analysis Description: VPH NC Soil
Laboratory: Pace Analytical Services - Charlotte
Associated Lab Samples: 92590187003, 92590187004

METHOD BLANK: 3562719
Matrix: Solid
Associated Lab Samples: 92590187003, 92590187004

Parameter	Units	Blank Result	Reporting Limit	MDL	Analyzed	Qualifiers
Aliphatic (C05-C08)	mg/kg	ND	2.5	2.5	02/25/22 13:35	N2
Aromatic (C09-C10)	mg/kg	ND	2.5	2.5	02/25/22 13:35	N2
4-Bromofluorobenzene (FID) (S)	%	97	70-130		02/25/22 13:35	
4-Bromofluorobenzene (PID) (S)	%	93	70-130		02/25/22 13:35	

LABORATORY CONTROL SAMPLE & LCSD: 3562720 3562721

Parameter	Units	Spike Conc.	LCS Result	LCSD Result	LCS % Rec	LCSD % Rec	% Rec Limits	RPD	Max RPD	Qualifiers
Aliphatic (C05-C08)	mg/kg	15.2	14.0	14.1	92	93	70-130	1	25	N2
Aromatic (C09-C10)	mg/kg	5.1	5.4	5.2	106	103	70-130	3	25	N2
4-Bromofluorobenzene (FID) (S)	%				97	98	70-130			
4-Bromofluorobenzene (PID) (S)	%				93	94	70-130			

Results presented on this page are in the units indicated by the "Units" column except where an alternate unit is presented to the right of the result.

This report shall not be reproduced, except in full,
without the written consent of Pace Analytical Services, LLC.

Pace Analytical Services, LLC
9800 Kincey Ave. Suite 100
Huntersville, NC 28078
(704)875-9092

QUALITY CONTROL DATA

Project: CPC HUNTERSVILLE
Pace Project No.: 92590187

QC Batch: 681437
QC Batch Method: MADEP VPH
Analysis Method: MADEP VPH
Analysis Description: VPH NC Soil
Laboratory: Pace Analytical Services - Charlotte
Associated Lab Samples: 92590187001, 92590187002, 92590187005

METHOD BLANK: 3564949
Matrix: Solid
Associated Lab Samples: 92590187001, 92590187002, 92590187005

Parameter	Units	Blank Result	Reporting Limit	MDL	Analyzed	Qualifiers
Aliphatic (C05-C08)	mg/kg	ND	2.5	2.5	02/28/22 13:08	N2
Aromatic (C09-C10)	mg/kg	ND	2.5	2.5	02/28/22 13:08	N2
4-Bromofluorobenzene (FID) (S)	%	98	70-130		02/28/22 13:08	
4-Bromofluorobenzene (PID) (S)	%	92	70-130		02/28/22 13:08	

LABORATORY CONTROL SAMPLE & LCSD: 3564950 3564951

Parameter	Units	Spike Conc.	LCS Result	LCSD Result	LCS % Rec	LCSD % Rec	% Rec Limits	RPD	Max RPD	Qualifiers
Aliphatic (C05-C08)	mg/kg	15.2	14.0	14.1	93	93	70-130	1	25	N2
Aromatic (C09-C10)	mg/kg	5.1	5.2	5.3	104	104	70-130	1	25	N2
4-Bromofluorobenzene (FID) (S)	%				98	98	70-130			
4-Bromofluorobenzene (PID) (S)	%				91	91	70-130			

Results presented on this page are in the units indicated by the "Units" column except where an alternate unit is presented to the right of the result.

This report shall not be reproduced, except in full,
without the written consent of Pace Analytical Services, LLC.

Pace Analytical Services, LLC
9800 Kincey Ave. Suite 100
Huntersville, NC 28078
(704)875-9092

QUALITY CONTROL DATA

Project: CPC HUNTERSVILLE
Pace Project No.: 92590187

QC Batch: 680812
QC Batch Method: EPA 5035A/5030B
Analysis Method: EPA 8260D
Analysis Description: 8260D 5035A 5030B
Laboratory: Pace Analytical Services - Charlotte
Associated Lab Samples: 92590187001, 92590187002, 92590187003, 92590187004, 92590187005

METHOD BLANK: 3561949
Matrix: Solid
Associated Lab Samples: 92590187001, 92590187002, 92590187003, 92590187004, 92590187005

Parameter	Units	Blank Result	Reporting Limit	MDL	Analyzed	Qualifiers
1,1,1,2-Tetrachloroethane	ug/kg	ND	5.0	1.9	02/25/22 12:50	
1,1,1-Trichloroethane	ug/kg	ND	5.0	2.6	02/25/22 12:50	
1,1,2,2-Tetrachloroethane	ug/kg	ND	5.0	1.3	02/25/22 12:50	
1,1,2-Trichloroethane	ug/kg	ND	5.0	1.7	02/25/22 12:50	
1,1-Dichloroethane	ug/kg	ND	5.0	2.1	02/25/22 12:50	
1,1-Dichloroethene	ug/kg	ND	5.0	2.1	02/25/22 12:50	
1,1-Dichloropropene	ug/kg	ND	5.0	2.4	02/25/22 12:50	
1,2,3-Trichlorobenzene	ug/kg	ND	5.0	4.0	02/25/22 12:50	
1,2,3-Trichloropropane	ug/kg	ND	5.0	2.5	02/25/22 12:50	
1,2,4-Trichlorobenzene	ug/kg	ND	5.0	4.2	02/25/22 12:50	
1,2,4-Trimethylbenzene	ug/kg	ND	5.0	1.4	02/25/22 12:50	
1,2-Dibromo-3-chloropropane	ug/kg	ND	5.0	1.9	02/25/22 12:50	
1,2-Dibromoethane (EDB)	ug/kg	ND	5.0	2.2	02/25/22 12:50	
1,2-Dichlorobenzene	ug/kg	ND	5.0	1.8	02/25/22 12:50	
1,2-Dichloroethane	ug/kg	ND	5.0	3.3	02/25/22 12:50	
1,2-Dichloropropane	ug/kg	ND	5.0	1.5	02/25/22 12:50	
1,3,5-Trimethylbenzene	ug/kg	ND	5.0	1.7	02/25/22 12:50	
1,3-Dichlorobenzene	ug/kg	ND	5.0	1.6	02/25/22 12:50	
1,3-Dichloropropane	ug/kg	ND	5.0	1.6	02/25/22 12:50	
1,4-Dichlorobenzene	ug/kg	ND	5.0	1.3	02/25/22 12:50	
2,2-Dichloropropane	ug/kg	ND	5.0	1.6	02/25/22 12:50	
2-Butanone (MEK)	ug/kg	ND	100	24.0	02/25/22 12:50	
2-Chlorotoluene	ug/kg	ND	5.0	1.8	02/25/22 12:50	
2-Hexanone	ug/kg	ND	50.0	4.8	02/25/22 12:50	
4-Chlorotoluene	ug/kg	ND	5.0	0.88	02/25/22 12:50	
4-Methyl-2-pentanone (MIBK)	ug/kg	ND	50.0	4.8	02/25/22 12:50	
Acetone	ug/kg	ND	100	32.1	02/25/22 12:50	
Benzene	ug/kg	ND	5.0	2.0	02/25/22 12:50	
Bromobenzene	ug/kg	ND	5.0	1.6	02/25/22 12:50	
Bromochloromethane	ug/kg	ND	5.0	1.5	02/25/22 12:50	
Bromodichloromethane	ug/kg	ND	5.0	1.9	02/25/22 12:50	
Bromoform	ug/kg	ND	5.0	1.8	02/25/22 12:50	
Bromomethane	ug/kg	ND	10.0	7.9	02/25/22 12:50	v2
Carbon tetrachloride	ug/kg	ND	5.0	1.9	02/25/22 12:50	
Chlorobenzene	ug/kg	ND	5.0	0.96	02/25/22 12:50	
Chloroethane	ug/kg	ND	10.0	3.9	02/25/22 12:50	
Chloroform	ug/kg	ND	5.0	3.0	02/25/22 12:50	
Chloromethane	ug/kg	ND	10.0	4.2	02/25/22 12:50	
cis-1,2-Dichloroethene	ug/kg	ND	5.0	1.7	02/25/22 12:50	
cis-1,3-Dichloropropene	ug/kg	ND	5.0	1.4	02/25/22 12:50	

Results presented on this page are in the units indicated by the "Units" column except where an alternate unit is presented to the right of the result.

REPORT OF LABORATORY ANALYSIS

This report shall not be reproduced, except in full,
without the written consent of Pace Analytical Services, LLC.

Pace Analytical Services, LLC
9800 Kincey Ave. Suite 100
Huntersville, NC 28078
(704)875-9092

QUALITY CONTROL DATA

Project: CPC HUNTERSVILLE
Pace Project No.: 92590187

METHOD BLANK: 3561949 Matrix: Solid
Associated Lab Samples: 92590187001, 92590187002, 92590187003, 92590187004, 92590187005

Parameter	Units	Blank Result	Reporting Limit	MDL	Analyzed	Qualifiers
Dibromochloromethane	ug/kg	ND	5.0	2.8	02/25/22 12:50	
Dibromomethane	ug/kg	ND	5.0	1.1	02/25/22 12:50	
Dichlorodifluoromethane	ug/kg	ND	10.0	2.2	02/25/22 12:50	
Diisopropyl ether	ug/kg	ND	5.0	1.4	02/25/22 12:50	
Ethylbenzene	ug/kg	ND	5.0	2.3	02/25/22 12:50	
Hexachloro-1,3-butadiene	ug/kg	ND	10.0	8.2	02/25/22 12:50	
Isopropylbenzene (Cumene)	ug/kg	ND	5.0	1.7	02/25/22 12:50	
m&p-Xylene	ug/kg	ND	10.0	3.4	02/25/22 12:50	
Methyl-tert-butyl ether	ug/kg	ND	5.0	1.9	02/25/22 12:50	
Methylene Chloride	ug/kg	ND	20.0	13.7	02/25/22 12:50	
n-Butylbenzene	ug/kg	ND	5.0	2.4	02/25/22 12:50	
n-Propylbenzene	ug/kg	ND	5.0	1.8	02/25/22 12:50	
Naphthalene	ug/kg	ND	5.0	2.6	02/25/22 12:50	
o-Xylene	ug/kg	ND	5.0	2.2	02/25/22 12:50	
p-Isopropyltoluene	ug/kg	ND	5.0	2.5	02/25/22 12:50	
sec-Butylbenzene	ug/kg	ND	5.0	2.2	02/25/22 12:50	
Styrene	ug/kg	ND	5.0	1.3	02/25/22 12:50	
tert-Butylbenzene	ug/kg	ND	5.0	1.8	02/25/22 12:50	
Tetrachloroethene	ug/kg	ND	5.0	1.6	02/25/22 12:50	
Toluene	ug/kg	ND	5.0	1.4	02/25/22 12:50	
trans-1,2-Dichloroethene	ug/kg	ND	5.0	1.8	02/25/22 12:50	
trans-1,3-Dichloropropene	ug/kg	ND	5.0	1.7	02/25/22 12:50	
Trichloroethene	ug/kg	ND	5.0	1.3	02/25/22 12:50	
Trichlorofluoromethane	ug/kg	ND	5.0	2.8	02/25/22 12:50	
Vinyl acetate	ug/kg	ND	50.0	3.6	02/25/22 12:50	
Vinyl chloride	ug/kg	ND	10.0	2.5	02/25/22 12:50	
Xylene (Total)	ug/kg	ND	10.0	2.8	02/25/22 12:50	
1,2-Dichloroethane-d4 (S)	%	91	70-130		02/25/22 12:50	
4-Bromofluorobenzene (S)	%	98	69-134		02/25/22 12:50	
Toluene-d8 (S)	%	97	70-130		02/25/22 12:50	

LABORATORY CONTROL SAMPLE: 3561950

Parameter	Units	Spike Conc.	LCS Result	LCS % Rec	% Rec Limits	Qualifiers
1,1,1,2-Tetrachloroethane	ug/kg	1250	1230	99	70-130	
1,1,1-Trichloroethane	ug/kg	1250	1060	85	70-130	
1,1,2,2-Tetrachloroethane	ug/kg	1250	1160	93	70-130	
1,1,2-Trichloroethane	ug/kg	1250	1210	97	70-130	
1,1-Dichloroethane	ug/kg	1250	1060	85	70-130	
1,1-Dichloroethene	ug/kg	1250	1040	84	70-130	
1,1-Dichloropropene	ug/kg	1250	1080	86	70-130	
1,2,3-Trichlorobenzene	ug/kg	1250	1270	102	65-130	
1,2,3-Trichloropropane	ug/kg	1250	1130	91	70-130	
1,2,4-Trichlorobenzene	ug/kg	1250	1260	101	68-130	

Results presented on this page are in the units indicated by the "Units" column except where an alternate unit is presented to the right of the result.

This report shall not be reproduced, except in full,
without the written consent of Pace Analytical Services, LLC.

Pace Analytical Services, LLC
9800 Kincey Ave. Suite 100
Huntersville, NC 28078
(704)875-9092

QUALITY CONTROL DATA

Project: CPC HUNTERSVILLE
Pace Project No.: 92590187

LABORATORY CONTROL SAMPLE: 3561950

Parameter	Units	Spike Conc.	LCS Result	LCS % Rec	% Rec Limits	Qualifiers
1,2,4-Trimethylbenzene	ug/kg	1250	1150	92	70-130	
1,2-Dibromo-3-chloropropane	ug/kg	1250	1160	93	70-130	
1,2-Dibromoethane (EDB)	ug/kg	1250	1170	93	70-130	
1,2-Dichlorobenzene	ug/kg	1250	1200	96	70-130	
1,2-Dichloroethane	ug/kg	1250	960	77	63-130	
1,2-Dichloropropane	ug/kg	1250	1170	93	70-130	
1,3,5-Trimethylbenzene	ug/kg	1250	1200	96	70-130	
1,3-Dichlorobenzene	ug/kg	1250	1170	94	70-130	
1,3-Dichloropropane	ug/kg	1250	1110	88	70-130	
1,4-Dichlorobenzene	ug/kg	1250	1150	92	70-130	
2,2-Dichloropropane	ug/kg	1250	1080	86	66-130	
2-Butanone (MEK)	ug/kg	2500	2080	83	70-130	
2-Chlorotoluene	ug/kg	1250	1130	91	70-130	
2-Hexanone	ug/kg	2500	2300	92	70-130	
4-Chlorotoluene	ug/kg	1250	1120	90	70-130	
4-Methyl-2-pentanone (MIBK)	ug/kg	2500	2350	94	70-130	
Acetone	ug/kg	2500	1980	79	69-130	
Benzene	ug/kg	1250	1130	90	70-130	
Bromobenzene	ug/kg	1250	1220	98	70-130	
Bromochloromethane	ug/kg	1250	1220	98	70-130	
Bromodichloromethane	ug/kg	1250	1170	93	69-130	
Bromoform	ug/kg	1250	1340	107	70-130	
Bromomethane	ug/kg	1250	1120	89	52-130	v3
Carbon tetrachloride	ug/kg	1250	1180	94	70-130	
Chlorobenzene	ug/kg	1250	1150	92	70-130	
Chloroethane	ug/kg	1250	1200	96	65-130	
Chloroform	ug/kg	1250	1070	86	70-130	
Chloromethane	ug/kg	1250	1040	83	55-130	
cis-1,2-Dichloroethene	ug/kg	1250	1070	86	70-130	
cis-1,3-Dichloropropene	ug/kg	1250	1200	96	70-130	
Dibromochloromethane	ug/kg	1250	1190	95	70-130	
Dibromomethane	ug/kg	1250	1300	104	70-130	
Dichlorodifluoromethane	ug/kg	1250	1090	87	45-156	
Diisopropyl ether	ug/kg	1250	1020	82	70-130	
Ethylbenzene	ug/kg	1250	1080	86	70-130	
Hexachloro-1,3-butadiene	ug/kg	1250	1350	108	66-130	
Isopropylbenzene (Cumene)	ug/kg	1250	1230	99	70-130	
m&p-Xylene	ug/kg	2500	2280	91	70-130	
Methyl-tert-butyl ether	ug/kg	1250	1070	86	70-130	
Methylene Chloride	ug/kg	1250	1000	80	65-130	
n-Butylbenzene	ug/kg	1250	1190	95	67-130	
n-Propylbenzene	ug/kg	1250	1150	92	70-130	
Naphthalene	ug/kg	1250	1210	97	70-130	
o-Xylene	ug/kg	1250	1180	95	70-130	
p-Isopropyltoluene	ug/kg	1250	1240	99	67-130	
sec-Butylbenzene	ug/kg	1250	1190	95	69-130	
Styrene	ug/kg	1250	1270	102	70-130	

Results presented on this page are in the units indicated by the "Units" column except where an alternate unit is presented to the right of the result.

This report shall not be reproduced, except in full,
without the written consent of Pace Analytical Services, LLC.

Pace Analytical Services, LLC
9800 Kincey Ave. Suite 100
Huntersville, NC 28078
(704)875-9092

QUALITY CONTROL DATA

Project: CPC HUNTERSVILLE
Pace Project No.: 92590187

LABORATORY CONTROL SAMPLE: 3561950

Parameter	Units	Spike Conc.	LCS Result	LCS % Rec	% Rec Limits	Qualifiers
tert-Butylbenzene	ug/kg	1250	1180	95	67-130	
Tetrachloroethene	ug/kg	1250	1140	92	70-130	
Toluene	ug/kg	1250	1130	90	70-130	
trans-1,2-Dichloroethene	ug/kg	1250	1070	85	70-130	
trans-1,3-Dichloropropene	ug/kg	1250	1190	95	68-130	
Trichloroethene	ug/kg	1250	1190	95	70-130	
Trichlorofluoromethane	ug/kg	1250	1020	81	70-130	
Vinyl acetate	ug/kg	2500	2320	93	70-130	
Vinyl chloride	ug/kg	1250	1090	87	61-130	
Xylene (Total)	ug/kg	3750	3460	92	70-130	
1,2-Dichloroethane-d4 (S)	%			77	70-130	
4-Bromofluorobenzene (S)	%			96	69-134	
Toluene-d8 (S)	%			100	70-130	

MATRIX SPIKE SAMPLE: 3561951

Parameter	Units	92589985001 Result	Spike Conc.	MS Result	MS % Rec	% Rec Limits	Qualifiers
1,1,1,2-Tetrachloroethane	ug/kg	ND	527	394	75	70-131	
1,1,1-Trichloroethane	ug/kg	ND	527	357	68	65-133	
1,1,2,2-Tetrachloroethane	ug/kg	ND	527	342	65	66-130	M1
1,1,2-Trichloroethane	ug/kg	ND	527	380	72	66-133	
1,1-Dichloroethane	ug/kg	ND	527	355	67	65-130	
1,1-Dichloroethene	ug/kg	ND	527	333	63	10-158	
1,1-Dichloropropene	ug/kg	ND	527	345	66	68-133	M1
1,2,3-Trichlorobenzene	ug/kg	ND	527	275	52	27-138	
1,2,3-Trichloropropane	ug/kg	ND	527	340	65	67-130	M1
1,2,4-Trichlorobenzene	ug/kg	ND	527	337	64	51-134	
1,2,4-Trimethylbenzene	ug/kg	ND	527	355	67	63-136	
1,2-Dibromo-3-chloropropane	ug/kg	ND	527	345	65	32-130	
1,2-Dibromoethane (EDB)	ug/kg	ND	527	376	71	70-130	
1,2-Dichlorobenzene	ug/kg	ND	527	383	73	69-130	
1,2-Dichloroethane	ug/kg	ND	527	332	63	59-130	
1,2-Dichloropropane	ug/kg	ND	527	387	73	70-130	
1,3,5-Trimethylbenzene	ug/kg	ND	527	358	68	65-137	
1,3-Dichlorobenzene	ug/kg	ND	527	349	66	70-130	M1
1,3-Dichloropropane	ug/kg	ND	527	364	69	70-130	M1
1,4-Dichlorobenzene	ug/kg	ND	527	341	65	68-130	M1
2,2-Dichloropropane	ug/kg	ND	527	299	57	32-130	
2-Butanone (MEK)	ug/kg	ND	1050	636	60	10-136	
2-Chlorotoluene	ug/kg	ND	527	345	66	69-141	M1
2-Hexanone	ug/kg	ND	1050	646	61	10-144	
4-Chlorotoluene	ug/kg	ND	527	333	63	70-132	M1
4-Methyl-2-pentanone (MIBK)	ug/kg	ND	1050	668	63	25-143	
Acetone	ug/kg	ND	1050	501	48	10-130	
Benzene	ug/kg	ND	527	380	72	67-130	

Results presented on this page are in the units indicated by the "Units" column except where an alternate unit is presented to the right of the result.

This report shall not be reproduced, except in full,
without the written consent of Pace Analytical Services, LLC.

Pace Analytical Services, LLC
9800 Kincey Ave. Suite 100
Huntersville, NC 28078
(704)875-9092

QUALITY CONTROL DATA

Project: CPC HUNTERSVILLE
Pace Project No.: 92590187

MATRIX SPIKE SAMPLE: 3561951

Parameter	Units	92589985001 Result	Spike Conc.	MS Result	MS % Rec	% Rec Limits	Qualifiers
Bromobenzene	ug/kg	ND	527	386	73	70-130	
Bromochloromethane	ug/kg	ND	527	377	72	69-134	
Bromodichloromethane	ug/kg	ND	527	363	69	64-130	
Bromoform	ug/kg	ND	527	369	70	62-130	
Bromomethane	ug/kg	ND	527	302	57	20-176	v3
Carbon tetrachloride	ug/kg	ND	527	373	71	65-140	
Chlorobenzene	ug/kg	ND	527	376	71	70-130	
Chloroethane	ug/kg	ND	527	170	32	10-130	
Chloroform	ug/kg	ND	527	359	68	63-130	
Chloromethane	ug/kg	ND	527	358	68	58-130	
cis-1,2-Dichloroethene	ug/kg	ND	527	360	68	66-130	
cis-1,3-Dichloropropene	ug/kg	ND	527	365	69	67-130	
Dibromochloromethane	ug/kg	ND	527	346	66	67-130	M1
Dibromomethane	ug/kg	ND	527	411	78	63-131	
Dichlorodifluoromethane	ug/kg	ND	527	275	52	44-180	
Diisopropyl ether	ug/kg	ND	527	328	62	63-130	M1
Ethylbenzene	ug/kg	ND	527	349	66	66-130	
Hexachloro-1,3-butadiene	ug/kg	ND	527	370	70	64-150	
Isopropylbenzene (Cumene)	ug/kg	ND	527	389	74	69-135	
m&p-Xylene	ug/kg	ND	1050	723	69	60-133	
Methyl-tert-butyl ether	ug/kg	ND	527	334	63	65-130	M1
Methylene Chloride	ug/kg	ND	527	318	60	61-130	M1
n-Butylbenzene	ug/kg	ND	527	314	60	65-140	M1
n-Propylbenzene	ug/kg	ND	527	345	66	67-140	M1
Naphthalene	ug/kg	ND	527	311	59	15-145	
o-Xylene	ug/kg	ND	527	382	73	66-133	
p-Isopropyltoluene	ug/kg	ND	527	347	66	56-147	
sec-Butylbenzene	ug/kg	ND	527	357	68	65-139	
Styrene	ug/kg	ND	527	385	73	70-132	
tert-Butylbenzene	ug/kg	ND	527	383	73	62-135	
Tetrachloroethene	ug/kg	ND	527	341	65	70-135	M1
Toluene	ug/kg	ND	527	370	70	67-130	
trans-1,2-Dichloroethene	ug/kg	ND	527	342	65	69-130	M1
trans-1,3-Dichloropropene	ug/kg	ND	527	357	68	62-130	
Trichloroethene	ug/kg	ND	527	402	76	70-135	
Trichlorofluoromethane	ug/kg	ND	527	173	33	10-130	
Vinyl acetate	ug/kg	ND	1050	172	16	53-130	M1
Vinyl chloride	ug/kg	ND	527	348	66	61-148	
Xylene (Total)	ug/kg	ND	1580	1110	70	63-132	
1,2-Dichloroethane-d4 (S)	%				100	70-130	
4-Bromofluorobenzene (S)	%				97	69-134	
Toluene-d8 (S)	%				100	70-130	

Results presented on this page are in the units indicated by the "Units" column except where an alternate unit is presented to the right of the result.

This report shall not be reproduced, except in full,
without the written consent of Pace Analytical Services, LLC.

Pace Analytical Services, LLC
9800 Kincey Ave. Suite 100
Huntersville, NC 28078
(704)875-9092

QUALITY CONTROL DATA

Project: CPC HUNTERSVILLE
Pace Project No.: 92590187

SAMPLE DUPLICATE: 3561952

Parameter	Units	92590010001 Result	Dup Result	RPD	Max RPD	Qualifiers
1,1,1,2-Tetrachloroethane	ug/kg	ND	ND		30	
1,1,1-Trichloroethane	ug/kg	ND	ND		30	
1,1,2,2-Tetrachloroethane	ug/kg	ND	ND		30	
1,1,2-Trichloroethane	ug/kg	ND	ND		30	
1,1-Dichloroethane	ug/kg	ND	ND		30	
1,1-Dichloroethene	ug/kg	ND	ND		30	
1,1-Dichloropropene	ug/kg	ND	ND		30	
1,2,3-Trichlorobenzene	ug/kg	ND	ND		30	
1,2,3-Trichloropropane	ug/kg	ND	ND		30	
1,2,4-Trichlorobenzene	ug/kg	ND	ND		30	
1,2,4-Trimethylbenzene	ug/kg	ND	ND		30	
1,2-Dibromo-3-chloropropane	ug/kg	ND	ND		30	
1,2-Dibromoethane (EDB)	ug/kg	ND	ND		30	
1,2-Dichlorobenzene	ug/kg	ND	ND		30	
1,2-Dichloroethane	ug/kg	ND	ND		30	
1,2-Dichloropropane	ug/kg	ND	ND		30	
1,3,5-Trimethylbenzene	ug/kg	ND	ND		30	
1,3-Dichlorobenzene	ug/kg	ND	ND		30	
1,3-Dichloropropane	ug/kg	ND	ND		30	
1,4-Dichlorobenzene	ug/kg	ND	ND		30	
2,2-Dichloropropane	ug/kg	ND	ND		30	
2-Butanone (MEK)	ug/kg	ND	ND		30	
2-Chlorotoluene	ug/kg	ND	ND		30	
2-Hexanone	ug/kg	ND	ND		30	
4-Chlorotoluene	ug/kg	ND	ND		30	
4-Methyl-2-pentanone (MIBK)	ug/kg	ND	ND		30	
Acetone	ug/kg	ND	42.5J		30	
Benzene	ug/kg	ND	ND		30	
Bromobenzene	ug/kg	ND	ND		30	
Bromochloromethane	ug/kg	ND	ND		30	
Bromodichloromethane	ug/kg	ND	ND		30	
Bromoform	ug/kg	ND	ND		30	
Bromomethane	ug/kg	ND	ND		30	v2
Carbon tetrachloride	ug/kg	ND	ND		30	
Chlorobenzene	ug/kg	ND	ND		30	
Chloroethane	ug/kg	ND	ND		30	
Chloroform	ug/kg	ND	ND		30	
Chloromethane	ug/kg	ND	ND		30	
cis-1,2-Dichloroethene	ug/kg	ND	ND		30	
cis-1,3-Dichloropropene	ug/kg	ND	ND		30	
Dibromochloromethane	ug/kg	ND	ND		30	
Dibromomethane	ug/kg	ND	ND		30	
Dichlorodifluoromethane	ug/kg	ND	ND		30	
Diisopropyl ether	ug/kg	ND	ND		30	
Ethylbenzene	ug/kg	ND	ND		30	
Hexachloro-1,3-butadiene	ug/kg	ND	ND		30	
Isopropylbenzene (Cumene)	ug/kg	ND	ND		30	

Results presented on this page are in the units indicated by the "Units" column except where an alternate unit is presented to the right of the result.

REPORT OF LABORATORY ANALYSIS

This report shall not be reproduced, except in full,
without the written consent of Pace Analytical Services, LLC.

Pace Analytical Services, LLC
9800 Kincey Ave. Suite 100
Huntersville, NC 28078
(704)875-9092

QUALITY CONTROL DATA

Project: CPC HUNTERSVILLE
Pace Project No.: 92590187

SAMPLE DUPLICATE: 3561952

Parameter	Units	92590010001 Result	Dup Result	RPD	Max RPD	Qualifiers
m&p-Xylene	ug/kg	ND	ND		30	
Methyl-tert-butyl ether	ug/kg	ND	ND		30	
Methylene Chloride	ug/kg	ND	ND		30	
n-Butylbenzene	ug/kg	ND	ND		30	
n-Propylbenzene	ug/kg	ND	ND		30	
Naphthalene	ug/kg	ND	ND		30	
o-Xylene	ug/kg	ND	ND		30	
p-Isopropyltoluene	ug/kg	0.017 mg/kg	17.0	0	30	
sec-Butylbenzene	ug/kg	ND	ND		30	
Styrene	ug/kg	ND	ND		30	
tert-Butylbenzene	ug/kg	ND	ND		30	
Tetrachloroethene	ug/kg	ND	ND		30	
Toluene	ug/kg	ND	ND		30	
trans-1,2-Dichloroethene	ug/kg	ND	ND		30	
trans-1,3-Dichloropropene	ug/kg	ND	ND		30	
Trichloroethene	ug/kg	ND	ND		30	
Trichlorofluoromethane	ug/kg	ND	ND		30	
Vinyl acetate	ug/kg	ND	ND		30	
Vinyl chloride	ug/kg	ND	ND		30	
Xylene (Total)	ug/kg	ND	ND		30	
1,2-Dichloroethane-d4 (S)	%	91	91			
4-Bromofluorobenzene (S)	%	96	96			
Toluene-d8 (S)	%	99	98			

Results presented on this page are in the units indicated by the "Units" column except where an alternate unit is presented to the right of the result.

This report shall not be reproduced, except in full,
without the written consent of Pace Analytical Services, LLC.

Pace Analytical Services, LLC
9800 Kincey Ave. Suite 100
Huntersville, NC 28078
(704)875-9092

QUALITY CONTROL DATA

Project: CPC HUNTERSVILLE
Pace Project No.: 92590187

QC Batch: 681056
QC Batch Method: SW-846
Analysis Method: SW-846
Analysis Description: Dry Weight/Percent Moisture
Laboratory: Pace Analytical Services - Charlotte
Associated Lab Samples: 92590187001, 92590187002, 92590187003, 92590187004, 92590187005

SAMPLE DUPLICATE: 3563234

Parameter	Units	92590112001 Result	Dup Result	RPD	Max RPD	Qualifiers
Percent Moisture	%	24.6	23.6	4	25	N2

SAMPLE DUPLICATE: 3563235

Parameter	Units	92590002002 Result	Dup Result	RPD	Max RPD	Qualifiers
Percent Moisture	%	36.6	41.9	14	25	N2

Results presented on this page are in the units indicated by the "Units" column except where an alternate unit is presented to the right of the result.

This report shall not be reproduced, except in full,
without the written consent of Pace Analytical Services, LLC.

Pace Analytical Services, LLC
9800 Kincey Ave. Suite 100
Huntersville, NC 28078
(704)875-9092

QUALIFIERS

Project: CPC HUNTERSVILLE
Pace Project No.: 92590187

DEFINITIONS

DF - Dilution Factor, if reported, represents the factor applied to the reported data due to dilution of the sample aliquot.

ND - Not Detected at or above adjusted reporting limit.

TNTC - Too Numerous To Count

J - Estimated concentration above the adjusted method detection limit and below the adjusted reporting limit.

MDL - Adjusted Method Detection Limit.

PQL - Practical Quantitation Limit.

RL - Reporting Limit - The lowest concentration value that meets project requirements for quantitative data with known precision and bias for a specific analyte in a specific matrix.

S - Surrogate

1,2-Diphenylhydrazine decomposes to and cannot be separated from Azobenzene using Method 8270. The result for each analyte is a combined concentration.

Consistent with EPA guidelines, unrounded data are displayed and have been used to calculate % recovery and RPD values.

LCS(D) - Laboratory Control Sample (Duplicate)

MS(D) - Matrix Spike (Duplicate)

DUP - Sample Duplicate

RPD - Relative Percent Difference

NC - Not Calculable.

SG - Silica Gel - Clean-Up

U - Indicates the compound was analyzed for, but not detected.

Acid preservation may not be appropriate for 2 Chloroethylvinyl ether.

A separate vial preserved to a pH of 4-5 is recommended in SW846 Chapter 4 for the analysis of Acrolein and Acrylonitrile by EPA Method 8260.

N-Nitrosodiphenylamine decomposes and cannot be separated from Diphenylamine using Method 8270. The result reported for each analyte is a combined concentration.

Reported results are not rounded until the final step prior to reporting. Therefore, calculated parameters that are typically reported as "Total" may vary slightly from the sum of the reported component parameters.

Pace Analytical is TNI accredited. Contact your Pace PM for the current list of accredited analytes.

TNI - The NELAC Institute.

ANALYTE QUALIFIERS

M1	Matrix spike recovery exceeded QC limits. Batch accepted based on laboratory control sample (LCS) recovery.
N2	The lab does not hold NELAC/TNI accreditation for this parameter but other accreditations/certifications may apply. A complete list of accreditations/certifications is available upon request.
S2	Surrogate recovery outside laboratory control limits due to matrix interferences (confirmed by similar results from sample re-analysis).
S5	Surrogate recovery outside control limits due to matrix interferences (not confirmed by re-analysis).
v2	The continuing calibration verification was below the method acceptance limit. The analyte was not detected in the associated samples and the sensitivity of the instrument was verified with a reporting limit check standard.
v3	The continuing calibration verification was below the method acceptance limit. Any detection for the analyte in the associated samples may have low bias.

This report shall not be reproduced, except in full,
without the written consent of Pace Analytical Services, LLC.

Pace Analytical Services, LLC
9800 Kincey Ave. Suite 100
Huntersville, NC 28078
(704)875-9092

QUALITY CONTROL DATA CROSS REFERENCE TABLE

Project: CPC HUNTERSVILLE
Pace Project No.: 92590187

Lab ID	Sample ID	QC Batch Method	QC Batch	Analytical Method	Analytical Batch
92590187001	**RW-113 (32'-34')**	MADEP VPH	681437	MADEP VPH	681578
92590187002	**RW-114 (34'-36')**	MADEP VPH	681437	MADEP VPH	681578
92590187003	**RW-114 (46'-46.5')**	MADEP VPH	680988	MADEP VPH	681003
92590187004	**RW-115 (26'-28)**	MADEP VPH	680988	MADEP VPH	681003
92590187005	**RW-115 (38'-38.5)**	MADEP VPH	681437	MADEP VPH	681578
92590187001	**RW-113 (32'-34')**	EPA 5035A/5030B	680812	EPA 8260D	680945
92590187002	**RW-114 (34'-36')**	EPA 5035A/5030B	680812	EPA 8260D	680945
92590187003	**RW-114 (46'-46.5')**	EPA 5035A/5030B	680812	EPA 8260D	680945
92590187004	**RW-115 (26'-28)**	EPA 5035A/5030B	680812	EPA 8260D	680945
92590187005	**RW-115 (38'-38.5)**	EPA 5035A/5030B	680812	EPA 8260D	680945
92590187001	**RW-113 (32'-34')**	SW-846	681056		
92590187002	**RW-114 (34'-36')**	SW-846	681056		
92590187003	**RW-114 (46'-46.5')**	SW-846	681056		
92590187004	**RW-115 (26'-28)**	SW-846	681056		
92590187005	**RW-115 (38'-38.5)**	SW-846	681056		

This report shall not be reproduced, except in full,
without the written consent of Pace Analytical Services, LLC.

Pace Analytical

CHAIN-OF-CUSTODY Analytical Request Document

Chain-of-Custody is a LEGAL DOCUMENT - Complete all relevent fields

WO# : 92590187

92590187

ist Pace Workorder Number or
e

AB USE ONLY

Lab Project Manager:

Company: APEX Companies	Billing Information:
Address: 6400 Northwood Business Pkwy	
Report To: Andrew Street	Email To: andrew.street@apexcos.com
Copy To: Tom Naumann	Site Collection Info/Address: 14108 Huntersville-Concord Rd
Customer Project Name/Number: CPC Huntersville	State: NC County/City: Huntersville Time Zone Collected: [ ] PT [ ] MT [ ] CT [✓] ET
Phone: Email:	Site/Facility ID #: CPC Huntersville Compliance Monitoring? [ ] Yes [ ] No
Collected By (print): Joe Ostrich	Purchase Order #: Quote #: 2020-11-224 DW PWS ID #: DW Location Code:
Collected By (signature):	Turnaround Date Required: Normal TAT Immediately Packed on Ice: [✓] Yes [ ] No
Sample Disposal: [✓] Dispose as appropriate [ ] Return [ ] Archive: ____ [ ] Hold: ____	Rush: [ ] Same Day [ ] Next Day [ ] 2 Day [ ] 3 Day [ ] 4 Day [ ] 5 Day (Expedite Charges Apply) Field Filtered (if applicable): [ ] Yes [ ] No Analysis: ____

* Matrix Codes (Insert in Matrix box below): Drinking Water (DW), Ground Water (GW), Wastewater (WW), Product (P), Soil/Solid (SL), Oil (OL), Wipe (WP), Air (AR), Tissue (TS), Bioassay (B), Vapor (V), Other (OT)

Container Preservative Type: 6 6

** Preservative Types: (1) nitric acid, (2) sulfuric acid, (3) hydrochloric acid, (4) sodium hydroxide, (5) zinc acetate, (6) methanol, (7) sodium bisulfate, (8) sodium thiosulfate, (9) hexane, (A) ascorbic acid, (B) ammonium sulfate, (C) ammonium hydroxide, (D) TSP, (U) Unpreserved, (O) Other ____

Customer Sample ID	Matrix *	Comp / Grab	Collected (or Composite Start) Date	Collected (or Composite Start) Time	Composite End Date	Composite End Time	Res Cl	# of Ctns	MA DEP VPH	VOC 8260	Lab Sample # / Comments
RW-113 (32'-34')	SL	Grab	2-22-22	1350				3	X	X	92590187 001
RW-114 (34'-36')	SL	Grab	2-23-22	1515				3	X	X	002
RW-114 (46-46.5')	SL	Grab	2-24-22	0800				3	X	X	003
RW-115 (26'-28')	SL	Grab	2-24-22	1500				3	X	X	004
RW-115 (38'-38.5')	SL	Grab	2-24-22	1520				3	X	X	005

Analyses

Lab Profile/Line:

Lab Sample Receipt Checklist:

Custody Seals Present/Intact	Y N NA
Custody Signatures Present	Y N NA
Collector Signature Present	Y N NA
Bottles Intact	Y N NA
Correct Bottles	Y N NA
Sufficient Volume	Y N NA
Samples Received on Ice	Y N NA
VOA - Headspace Acceptable	Y N NA
USDA Regulated Soils	Y N NA
Samples in Holding Time	Y N NA
Residual Chlorine Present	Y N NA
Cl Strips: ____	
Sample pH Acceptable	Y N NA
pH Strips: ____	
Sulfide Present	Y N NA
Lead Acetate Strips: ____	

LAB USE ONLY:
Lab Sample # / Comments:

Customer Remarks / Special Conditions / Possible Hazards:

Type of Ice Used: Wet Blue Dry None

Packing Material Used: foam blocks

Radchem sample(s) screened (<500 cpm): Y N NA

SHORT HOLDS PRESENT (<72 hours): Y N N/A

Lab Tracking #: 2683857

Samples received via: FEDEX UPS Client Courier Pace Courier

Lab Sample Temperature Info:
Temp Blank Received: Y N NA
Therm ID#: 92TDC4
Cooler 1 Temp Upon Receipt: 1.3 oC
Cooler 1 Therm Corr. Factor: 0 oC
Cooler 1 Corrected Temp: 1.3 oC
Comments:

Relinquished by/Company: (Signature)	Date/Time:	Received by/Company: (Signature)	Date/Time:
Joe Ostrich / Apex	2-22-22 / 1700	[signature] / Apex	2-24-22 / 1530
[signature] / Apex	2-24-22 / 1530	[signature] / APEX	2/24/22 / 1730
[signature] / APEX	2/24/22 / 1743	MacPaceHV	2-24-22 1743

MTJL LAB USE ONLY
Table #:
Acctnum:
Template:
Prelogin:
PM:
PB:

Trip Blank Received: Y N NA
HCL MeOH TSP Other

Non Conformance(s): YES / NO

Page: ____ of: ____

Pace Analytical®	Document Name: **Sample Condition Upon Receipt (SCUR)**	Document Revised: November 15, 2021 Page 2 of 2
	Document No.: **F-CAR-CS-033-Rev.08**	Issuing Authority: Pace Carolinas Quality Office

***Check mark top half of box if pH and/or dechlorination is verified and within the acceptance range for preservation samples.**

Exceptions: VOA, Coliform, TOC, Oil and Grease, DRO/8015 (water) DOC, LLHg

****Bottom half of box is to list number of bottles**

Project # **WO# : 92590187**

PM: AMB Due Date: 03/03/22

CLIENT: 92-APEX MOOR

Item#	BP4U-125 mL Plastic Unpreserved (N/A) (Cl-)	BP3U-250 mL Plastic Unpreserved (N/A)	BP2U-500 mL Plastic Unpreserved (N/A)	BP1U-1 liter Plastic Unpreserved (N/A)	BP4S-125 mL Plastic H2SO4 (pH < 2) (Cl-)	BP3N-250 mL plastic HNO3 (pH < 2)	BP4Z-125 mL Plastic ZN Acetate & NaOH (>9)	BP4B-125 mL Plastic NaOH (pH > 12) (Cl-)	WGFU-Wide-mouthed Glass jar Unpreserved	AG1U-1 liter Amber Unpreserved (N/A) (Cl-)	AG1H-1 liter Amber HCl (pH < 2)	AG3U-250 mL Amber Unpreserved (N/A) (Cl-)	AG1S-1 liter Amber H2SO4 (pH < 2)	AG3S-250 mL Amber H2SO4 (pH < 2)	AG3A(DG3A)-250 mL Amber NH4Cl (N/A)(Cl-)	DG9H-40 mL VOA HCl (N/A)	VG9T-40 mL VOA Na2S2O3 (N/A)	VG9U-40 mL VOA Unpreserved (N/A)	DG9P-40 mL VOA H3PO4 (N/A)	VOAK (3 vials per kit)-5035 kit (N/A)	V/GK (3 vials per kit)-VPH/Gas kit (N/A)	SP5T-125 mL Sterile Plastic (N/A – lab)	SP2T-250 mL Sterile Plastic (N/A – lab)		BP3A-250 mL Plastic (NH2)2SO4 (9.3-9.7)	AG0U-100 mL Amber Unpreserved vials (N/A)	VSGU-20 mL Scintillation vials (N/A)	DG9U-40 mL Amber Unpreserved vials (N/A)
1																					3							
2																					3							
3																					3							
4																					3							
5																					3							
6																												
7																												
8																												
9																												
10																												
11																												
12																												

pH Adjustment Log for Preserved Samples

Sample ID	Type of Preservative	pH upon receipt	Date preservation adjusted	Time preservation adjusted	Amount of Preservative added	Lot #

Note: Whenever there is a discrepancy affecting North Carolina compliance samples, a copy of this form will be sent to the North Carolina DEHNR Certification Office (i.e. Out of hold, incorrect preservative, out of temp, incorrect containers.

Pace Analytical Services, LLC
9800 Kincey Ave. Suite 100
Huntersville, NC 28078
(704)875-9092

March 10, 2022

Andrew Street
Apex Companies - NC
5900 Northwoods Business Pkwy
Suite 5900-0
Charlotte, NC 28269

RE: Project: CPC HUNTERSVILLE
Pace Project No.: 92591604

Dear Andrew Street:

Enclosed are the analytical results for sample(s) received by the laboratory on March 04, 2022. The results relate only to the samples included in this report. Results reported herein conform to the applicable TNI/NELAC Standards and the laboratory's Quality Manual, where applicable, unless otherwise noted in the body of the report.

The test results provided in this final report were generated by each of the following laboratories within the Pace Network:

- Pace Analytical Services - Charlotte

If you have any questions concerning this report, please feel free to contact me.

Sincerely,

Angela M. Baioni

Angela Baioni
angela.baioni@pacelabs.com
(704)875-9092
Project Manager

Enclosures

cc: J Culbreath, Colonial Pipeline Company
Naomi Fretz, APEX Companies, LLC
Robert Hughes, Colonial Pipeline
Cameron Lee, Montrose-EPS
Jamie Moran, APEX Companies, LLC
Jeff Morrison, Colonial Pipeline Company
Tom Naumann, APEX Companies - NC
Joe Nicolette, Montrose-EPS
Kaitlyn Nootens, Apex Companies
Christopher Schultz, Apex Companies
Matt Teixeira, Apex Companies, LLC
Michael Verdon, Colonial Pipeline Company
JM Wyatt, Colonial Pipeline Company

REPORT OF LABORATORY ANALYSIS

This report shall not be reproduced, except in full,
without the written consent of Pace Analytical Services, LLC.

Pace Analytical Services, LLC
9800 Kincey Ave. Suite 100
Huntersville, NC 28078
(704)875-9092

CERTIFICATIONS

Project:	CPC HUNTERSVILLE
Pace Project No.:	92591604

Pace Analytical Services Charlotte

South Carolina Laboratory ID: 99006
9800 Kincey Ave. Ste 100, Huntersville, NC 28078
North Carolina Drinking Water Certification #: 37706
North Carolina Field Services Certification #: 5342
North Carolina Wastewater Certification #: 12
South Carolina Laboratory ID: 99006
South Carolina Certification #: 99006001
South Carolina Drinking Water Cert. #: 99006003
Florida/NELAP Certification #: E87627
Kentucky UST Certification #: 84
Louisiana DoH Drinking Water #: LA029
Virginia/VELAP Certification #: 460221

This report shall not be reproduced, except in full,
without the written consent of Pace Analytical Services, LLC.

Pace Analytical Services, LLC
9800 Kincey Ave. Suite 100
Huntersville, NC 28078
(704)875-9092

SAMPLE SUMMARY

Project: CPC HUNTERSVILLE
Pace Project No.: 92591604

Lab ID	Sample ID	Matrix	Date Collected	Date Received
92591604001	**RW-116 (38-40)**	Solid	03/03/22 16:45	03/04/22 16:42
92591604002	**RW-116 (42-44)**	Solid	03/03/22 16:45	03/04/22 16:42

This report shall not be reproduced, except in full,
without the written consent of Pace Analytical Services, LLC.

Pace Analytical Services, LLC
9800 Kincey Ave. Suite 100
Huntersville, NC 28078
(704)875-9092

SAMPLE ANALYTE COUNT

Project: CPC HUNTERSVILLE
Pace Project No.: 92591604

Lab ID	Sample ID	Method	Analysts	Analytes Reported	Laboratory
92591604001	**RW-116 (38-40)**	MADEP VPH	MAD	6	PASI-C
		EPA 8260D	CL	70	PASI-C
		SW-846	KDF	1	PASI-C
92591604002	**RW-116 (42-44)**	MADEP VPH	MAD	6	PASI-C
		EPA 8260D	CL	70	PASI-C
		SW-846	KDF	1	PASI-C

PASI-C = Pace Analytical Services - Charlotte

This report shall not be reproduced, except in full,
without the written consent of Pace Analytical Services, LLC.

Pace Analytical Services, LLC
9800 Kincey Ave. Suite 100
Huntersville, NC 28078
(704)875-9092

ANALYTICAL RESULTS

Project: CPC HUNTERSVILLE
Pace Project No.: 92591604

Sample: RW-116 (38-40) **Lab ID: 92591604001** Collected: 03/03/22 16:45 Received: 03/04/22 16:42 Matrix: Solid

Results reported on a "dry weight" basis and are adjusted for percent moisture, sample size and any dilutions.

Parameters	Results	Units	Report Limit	MDL	DF	Prepared	Analyzed	CAS No.	Qual
VPH NC Soil	Analytical Method: MADEP VPH Preparation Method: MADEP VPH								
	Pace Analytical Services - Charlotte								
Total VPH (C5-C12)	**31.1**	mg/kg	3.4	3.4	1	03/05/22 14:12	03/05/22 20:31		N2
Aliphatic (C05-C08)	ND	mg/kg	3.4	3.4	1	03/05/22 14:12	03/05/22 20:31		N2
Aliphatic(C09-C12) Adjusted	**19.6**	mg/kg	3.4	3.4	1	03/05/22 14:12	03/05/22 20:31		N2
Aromatic (C09-C10)	**10.7**	mg/kg	3.4	3.4	1	03/05/22 14:12	03/05/22 20:31		N2
Surrogates									
4-Bromofluorobenzene (FID) (S)	116	%	70-130		1	03/05/22 14:12	03/05/22 20:31	460-00-4	
4-Bromofluorobenzene (PID) (S)	91	%	70-130		1	03/05/22 14:12	03/05/22 20:31	460-00-4	
8260D/5035A/5030B Volatiles	Analytical Method: EPA 8260D Preparation Method: EPA 5035A/5030B								
	Pace Analytical Services - Charlotte								
Acetone	**58.3J**	ug/kg	116	37.3	1	03/05/22 14:41	03/08/22 05:15	67-64-1	
Benzene	ND	ug/kg	5.8	2.3	1	03/05/22 14:41	03/08/22 05:15	71-43-2	
Bromobenzene	ND	ug/kg	5.8	1.9	1	03/05/22 14:41	03/08/22 05:15	108-86-1	
Bromochloromethane	ND	ug/kg	5.8	1.7	1	03/05/22 14:41	03/08/22 05:15	74-97-5	
Bromodichloromethane	ND	ug/kg	5.8	2.2	1	03/05/22 14:41	03/08/22 05:15	75-27-4	
Bromoform	ND	ug/kg	5.8	2.0	1	03/05/22 14:41	03/08/22 05:15	75-25-2	
Bromomethane	ND	ug/kg	11.6	9.2	1	03/05/22 14:41	03/08/22 05:15	74-83-9	IK
2-Butanone (MEK)	**39.2J**	ug/kg	116	27.9	1	03/05/22 14:41	03/08/22 05:15	78-93-3	
n-Butylbenzene	ND	ug/kg	5.8	2.7	1	03/05/22 14:41	03/08/22 05:15	104-51-8	
sec-Butylbenzene	ND	ug/kg	5.8	2.6	1	03/05/22 14:41	03/08/22 05:15	135-98-8	
tert-Butylbenzene	ND	ug/kg	5.8	2.1	1	03/05/22 14:41	03/08/22 05:15	98-06-6	
Carbon tetrachloride	ND	ug/kg	5.8	2.2	1	03/05/22 14:41	03/08/22 05:15	56-23-5	
Chlorobenzene	ND	ug/kg	5.8	1.1	1	03/05/22 14:41	03/08/22 05:15	108-90-7	
Chloroethane	ND	ug/kg	11.6	4.5	1	03/05/22 14:41	03/08/22 05:15	75-00-3	
Chloroform	ND	ug/kg	5.8	3.5	1	03/05/22 14:41	03/08/22 05:15	67-66-3	
Chloromethane	ND	ug/kg	11.6	4.9	1	03/05/22 14:41	03/08/22 05:15	74-87-3	
2-Chlorotoluene	ND	ug/kg	5.8	2.1	1	03/05/22 14:41	03/08/22 05:15	95-49-8	
4-Chlorotoluene	ND	ug/kg	5.8	1.0	1	03/05/22 14:41	03/08/22 05:15	106-43-4	
1,2-Dibromo-3-chloropropane	ND	ug/kg	5.8	2.3	1	03/05/22 14:41	03/08/22 05:15	96-12-8	
Dibromochloromethane	ND	ug/kg	5.8	3.3	1	03/05/22 14:41	03/08/22 05:15	124-48-1	
1,2-Dibromoethane (EDB)	ND	ug/kg	5.8	2.6	1	03/05/22 14:41	03/08/22 05:15	106-93-4	
Dibromomethane	ND	ug/kg	5.8	1.2	1	03/05/22 14:41	03/08/22 05:15	74-95-3	
1,2-Dichlorobenzene	ND	ug/kg	5.8	2.1	1	03/05/22 14:41	03/08/22 05:15	95-50-1	
1,3-Dichlorobenzene	ND	ug/kg	5.8	1.8	1	03/05/22 14:41	03/08/22 05:15	541-73-1	
1,4-Dichlorobenzene	ND	ug/kg	5.8	1.5	1	03/05/22 14:41	03/08/22 05:15	106-46-7	
Dichlorodifluoromethane	ND	ug/kg	11.6	2.5	1	03/05/22 14:41	03/08/22 05:15	75-71-8	v1
1,1-Dichloroethane	ND	ug/kg	5.8	2.4	1	03/05/22 14:41	03/08/22 05:15	75-34-3	
1,2-Dichloroethane	ND	ug/kg	5.8	3.8	1	03/05/22 14:41	03/08/22 05:15	107-06-2	
1,1-Dichloroethene	ND	ug/kg	5.8	2.4	1	03/05/22 14:41	03/08/22 05:15	75-35-4	
cis-1,2-Dichloroethene	ND	ug/kg	5.8	2.0	1	03/05/22 14:41	03/08/22 05:15	156-59-2	
trans-1,2-Dichloroethene	ND	ug/kg	5.8	2.0	1	03/05/22 14:41	03/08/22 05:15	156-60-5	
1,2-Dichloropropane	ND	ug/kg	5.8	1.7	1	03/05/22 14:41	03/08/22 05:15	78-87-5	
1,3-Dichloropropane	ND	ug/kg	5.8	1.8	1	03/05/22 14:41	03/08/22 05:15	142-28-9	
2,2-Dichloropropane	ND	ug/kg	5.8	1.9	1	03/05/22 14:41	03/08/22 05:15	594-20-7	

This report shall not be reproduced, except in full,
without the written consent of Pace Analytical Services, LLC.

Pace Analytical Services, LLC
9800 Kincey Ave. Suite 100
Huntersville, NC 28078
(704)875-9092

ANALYTICAL RESULTS

Project: CPC HUNTERSVILLE
Pace Project No.: 92591604

Sample: RW-116 (38-40) **Lab ID: 92591604001** Collected: 03/03/22 16:45 Received: 03/04/22 16:42 Matrix: Solid

Results reported on a "dry weight" basis and are adjusted for percent moisture, sample size and any dilutions.

Parameters	Results	Units	Report Limit	MDL	DF	Prepared	Analyzed	CAS No.	Qual
8260D/5035A/5030B Volatiles	Analytical Method: EPA 8260D Preparation Method: EPA 5035A/5030B								
	Pace Analytical Services - Charlotte								
1,1-Dichloropropene	ND	ug/kg	5.8	2.8	1	03/05/22 14:41	03/08/22 05:15	563-58-6	
cis-1,3-Dichloropropene	ND	ug/kg	5.8	1.6	1	03/05/22 14:41	03/08/22 05:15	10061-01-5	
trans-1,3-Dichloropropene	ND	ug/kg	5.8	2.0	1	03/05/22 14:41	03/08/22 05:15	10061-02-6	
Diisopropyl ether	ND	ug/kg	5.8	1.6	1	03/05/22 14:41	03/08/22 05:15	108-20-3	
Ethylbenzene	ND	ug/kg	5.8	2.7	1	03/05/22 14:41	03/08/22 05:15	100-41-4	
Hexachloro-1,3-butadiene	ND	ug/kg	11.6	9.5	1	03/05/22 14:41	03/08/22 05:15	87-68-3	
2-Hexanone	ND	ug/kg	58.1	5.6	1	03/05/22 14:41	03/08/22 05:15	591-78-6	
Isopropylbenzene (Cumene)	ND	ug/kg	5.8	2.0	1	03/05/22 14:41	03/08/22 05:15	98-82-8	
p-Isopropyltoluene	ND	ug/kg	5.8	2.9	1	03/05/22 14:41	03/08/22 05:15	99-87-6	
Methylene Chloride	ND	ug/kg	23.2	15.9	1	03/05/22 14:41	03/08/22 05:15	75-09-2	
4-Methyl-2-pentanone (MIBK)	ND	ug/kg	58.1	5.6	1	03/05/22 14:41	03/08/22 05:15	108-10-1	
Methyl-tert-butyl ether	ND	ug/kg	5.8	2.2	1	03/05/22 14:41	03/08/22 05:15	1634-04-4	
Naphthalene	**19.4**	ug/kg	5.8	3.1	1	03/05/22 14:41	03/08/22 05:15	91-20-3	
n-Propylbenzene	ND	ug/kg	5.8	2.1	1	03/05/22 14:41	03/08/22 05:15	103-65-1	
Styrene	ND	ug/kg	5.8	1.5	1	03/05/22 14:41	03/08/22 05:15	100-42-5	
1,1,1,2-Tetrachloroethane	ND	ug/kg	5.8	2.2	1	03/05/22 14:41	03/08/22 05:15	630-20-6	
1,1,2,2-Tetrachloroethane	ND	ug/kg	5.8	1.5	1	03/05/22 14:41	03/08/22 05:15	79-34-5	
Tetrachloroethene	ND	ug/kg	5.8	1.8	1	03/05/22 14:41	03/08/22 05:15	127-18-4	
Toluene	ND	ug/kg	5.8	1.6	1	03/05/22 14:41	03/08/22 05:15	108-88-3	
1,2,3-Trichlorobenzene	ND	ug/kg	5.8	4.7	1	03/05/22 14:41	03/08/22 05:15	87-61-6	
1,2,4-Trichlorobenzene	ND	ug/kg	5.8	4.9	1	03/05/22 14:41	03/08/22 05:15	120-82-1	
1,1,1-Trichloroethane	ND	ug/kg	5.8	3.0	1	03/05/22 14:41	03/08/22 05:15	71-55-6	
1,1,2-Trichloroethane	ND	ug/kg	5.8	1.9	1	03/05/22 14:41	03/08/22 05:15	79-00-5	
Trichloroethene	ND	ug/kg	5.8	1.5	1	03/05/22 14:41	03/08/22 05:15	79-01-6	
Trichlorofluoromethane	ND	ug/kg	5.8	3.2	1	03/05/22 14:41	03/08/22 05:15	75-69-4	
1,2,3-Trichloropropane	ND	ug/kg	5.8	2.9	1	03/05/22 14:41	03/08/22 05:15	96-18-4	
1,2,4-Trimethylbenzene	**15.2**	ug/kg	5.8	1.6	1	03/05/22 14:41	03/08/22 05:15	95-63-6	
1,3,5-Trimethylbenzene	**4.4J**	ug/kg	5.8	2.0	1	03/05/22 14:41	03/08/22 05:15	108-67-8	
Vinyl acetate	ND	ug/kg	58.1	4.2	1	03/05/22 14:41	03/08/22 05:15	108-05-4	
Vinyl chloride	ND	ug/kg	11.6	3.0	1	03/05/22 14:41	03/08/22 05:15	75-01-4	
Xylene (Total)	ND	ug/kg	11.6	3.3	1	03/05/22 14:41	03/08/22 05:15	1330-20-7	
m&p-Xylene	ND	ug/kg	11.6	4.0	1	03/05/22 14:41	03/08/22 05:15	179601-23-1	
o-Xylene	ND	ug/kg	5.8	2.6	1	03/05/22 14:41	03/08/22 05:15	95-47-6	
Surrogates									
Toluene-d8 (S)	100	%	70-130		1	03/05/22 14:41	03/08/22 05:15	2037-26-5	
4-Bromofluorobenzene (S)	104	%	69-134		1	03/05/22 14:41	03/08/22 05:15	460-00-4	
1,2-Dichloroethane-d4 (S)	104	%	70-130		1	03/05/22 14:41	03/08/22 05:15	17060-07-0	
Percent Moisture	Analytical Method: SW-846								
	Pace Analytical Services - Charlotte								
Percent Moisture	**10.2**	%	0.10	0.10	1		03/07/22 13:52		N2

REPORT OF LABORATORY ANALYSIS

This report shall not be reproduced, except in full,
without the written consent of Pace Analytical Services, LLC.

Pace Analytical Services, LLC
9800 Kincey Ave. Suite 100
Huntersville, NC 28078
(704)875-9092

ANALYTICAL RESULTS

Project: CPC HUNTERSVILLE
Pace Project No.: 92591604

Sample: RW-116 (42-44) **Lab ID: 92591604002** Collected: 03/03/22 16:45 Received: 03/04/22 16:42 Matrix: Solid

Results reported on a "dry weight" basis and are adjusted for percent moisture, sample size and any dilutions.

Parameters	Results	Units	Report Limit	MDL	DF	Prepared	Analyzed	CAS No.	Qual
VPH NC Soil	Analytical Method: MADEP VPH Preparation Method: MADEP VPH Pace Analytical Services - Charlotte								
Total VPH (C5-C12)	**295**	mg/kg	2.8	2.8	1	03/05/22 14:12	03/05/22 21:00		N2
Aliphatic (C05-C08)	**69.6**	mg/kg	2.8	2.8	1	03/05/22 14:12	03/05/22 21:00		N2
Aliphatic(C09-C12) Adjusted	**131**	mg/kg	2.8	2.8	1	03/05/22 14:12	03/05/22 21:00		N2
Aromatic (C09-C10)	**94.4**	mg/kg	2.8	2.8	1	03/05/22 14:12	03/05/22 21:00		N2
Surrogates									
4-Bromofluorobenzene (FID) (S)	175	%	70-130		1	03/05/22 14:12	03/05/22 21:00	460-00-4	S5
4-Bromofluorobenzene (PID) (S)	105	%	70-130		1	03/05/22 14:12	03/05/22 21:00	460-00-4	
8260D/5035A/5030B Volatiles	Analytical Method: EPA 8260D Preparation Method: EPA 5035A/5030B Pace Analytical Services - Charlotte								
Acetone	**465**	ug/kg	115	37.0	1	03/05/22 14:41	03/08/22 05:33	67-64-1	
Benzene	ND	ug/kg	5.8	2.3	1	03/05/22 14:41	03/08/22 05:33	71-43-2	
Bromobenzene	ND	ug/kg	5.8	1.9	1	03/05/22 14:41	03/08/22 05:33	108-86-1	
Bromochloromethane	ND	ug/kg	5.8	1.7	1	03/05/22 14:41	03/08/22 05:33	74-97-5	
Bromodichloromethane	ND	ug/kg	5.8	2.2	1	03/05/22 14:41	03/08/22 05:33	75-27-4	
Bromoform	ND	ug/kg	5.8	2.0	1	03/05/22 14:41	03/08/22 05:33	75-25-2	
Bromomethane	ND	ug/kg	11.5	9.1	1	03/05/22 14:41	03/08/22 05:33	74-83-9	IK
2-Butanone (MEK)	**139**	ug/kg	115	27.7	1	03/05/22 14:41	03/08/22 05:33	78-93-3	
n-Butylbenzene	**385**	ug/kg	5.8	2.7	1	03/05/22 14:41	03/08/22 05:33	104-51-8	
sec-Butylbenzene	**87.8**	ug/kg	5.8	2.5	1	03/05/22 14:41	03/08/22 05:33	135-98-8	
tert-Butylbenzene	ND	ug/kg	5.8	2.1	1	03/05/22 14:41	03/08/22 05:33	98-06-6	
Carbon tetrachloride	ND	ug/kg	5.8	2.2	1	03/05/22 14:41	03/08/22 05:33	56-23-5	
Chlorobenzene	**14.2**	ug/kg	5.8	1.1	1	03/05/22 14:41	03/08/22 05:33	108-90-7	
Chloroethane	ND	ug/kg	11.5	4.5	1	03/05/22 14:41	03/08/22 05:33	75-00-3	
Chloroform	ND	ug/kg	5.8	3.5	1	03/05/22 14:41	03/08/22 05:33	67-66-3	
Chloromethane	ND	ug/kg	11.5	4.8	1	03/05/22 14:41	03/08/22 05:33	74-87-3	
2-Chlorotoluene	ND	ug/kg	5.8	2.0	1	03/05/22 14:41	03/08/22 05:33	95-49-8	
4-Chlorotoluene	ND	ug/kg	5.8	1.0	1	03/05/22 14:41	03/08/22 05:33	106-43-4	
1,2-Dibromo-3-chloropropane	ND	ug/kg	5.8	2.2	1	03/05/22 14:41	03/08/22 05:33	96-12-8	
Dibromochloromethane	ND	ug/kg	5.8	3.2	1	03/05/22 14:41	03/08/22 05:33	124-48-1	
1,2-Dibromoethane (EDB)	ND	ug/kg	5.8	2.5	1	03/05/22 14:41	03/08/22 05:33	106-93-4	
Dibromomethane	ND	ug/kg	5.8	1.2	1	03/05/22 14:41	03/08/22 05:33	74-95-3	
1,2-Dichlorobenzene	ND	ug/kg	5.8	2.1	1	03/05/22 14:41	03/08/22 05:33	95-50-1	
1,3-Dichlorobenzene	ND	ug/kg	5.8	1.8	1	03/05/22 14:41	03/08/22 05:33	541-73-1	
1,4-Dichlorobenzene	ND	ug/kg	5.8	1.5	1	03/05/22 14:41	03/08/22 05:33	106-46-7	
Dichlorodifluoromethane	ND	ug/kg	11.5	2.5	1	03/05/22 14:41	03/08/22 05:33	75-71-8	v1
1,1-Dichloroethane	ND	ug/kg	5.8	2.4	1	03/05/22 14:41	03/08/22 05:33	75-34-3	
1,2-Dichloroethane	ND	ug/kg	5.8	3.8	1	03/05/22 14:41	03/08/22 05:33	107-06-2	
1,1-Dichloroethene	ND	ug/kg	5.8	2.4	1	03/05/22 14:41	03/08/22 05:33	75-35-4	
cis-1,2-Dichloroethene	ND	ug/kg	5.8	2.0	1	03/05/22 14:41	03/08/22 05:33	156-59-2	
trans-1,2-Dichloroethene	ND	ug/kg	5.8	2.0	1	03/05/22 14:41	03/08/22 05:33	156-60-5	
1,2-Dichloropropane	ND	ug/kg	5.8	1.7	1	03/05/22 14:41	03/08/22 05:33	78-87-5	
1,3-Dichloropropane	ND	ug/kg	5.8	1.8	1	03/05/22 14:41	03/08/22 05:33	142-28-9	
2,2-Dichloropropane	ND	ug/kg	5.8	1.9	1	03/05/22 14:41	03/08/22 05:33	594-20-7	

This report shall not be reproduced, except in full,
without the written consent of Pace Analytical Services, LLC.

Pace Analytical Services, LLC
9800 Kincey Ave. Suite 100
Huntersville, NC 28078
(704)875-9092

ANALYTICAL RESULTS

Project: CPC HUNTERSVILLE
Pace Project No.: 92591604

Sample: RW-116 (42-44) **Lab ID: 92591604002** Collected: 03/03/22 16:45 Received: 03/04/22 16:42 Matrix: Solid

Results reported on a "dry weight" basis and are adjusted for percent moisture, sample size and any dilutions.

Parameters	Results	Units	Report Limit	MDL	DF	Prepared	Analyzed	CAS No.	Qual
8260D/5035A/5030B Volatiles	Analytical Method: EPA 8260D Preparation Method: EPA 5035A/5030B								
	Pace Analytical Services - Charlotte								
1,1-Dichloropropene	ND	ug/kg	5.8	2.8	1	03/05/22 14:41	03/08/22 05:33	563-58-6	
cis-1,3-Dichloropropene	ND	ug/kg	5.8	1.6	1	03/05/22 14:41	03/08/22 05:33	10061-01-5	
trans-1,3-Dichloropropene	ND	ug/kg	5.8	2.0	1	03/05/22 14:41	03/08/22 05:33	10061-02-6	
Diisopropyl ether	ND	ug/kg	5.8	1.6	1	03/05/22 14:41	03/08/22 05:33	108-20-3	
Ethylbenzene	**67.0**	ug/kg	5.8	2.7	1	03/05/22 14:41	03/08/22 05:33	100-41-4	
Hexachloro-1,3-butadiene	ND	ug/kg	11.5	9.4	1	03/05/22 14:41	03/08/22 05:33	87-68-3	
2-Hexanone	ND	ug/kg	57.7	5.6	1	03/05/22 14:41	03/08/22 05:33	591-78-6	
Isopropylbenzene (Cumene)	ND	ug/kg	5.8	2.0	1	03/05/22 14:41	03/08/22 05:33	98-82-8	
p-Isopropyltoluene	**271**	ug/kg	5.8	2.8	1	03/05/22 14:41	03/08/22 05:33	99-87-6	
Methylene Chloride	ND	ug/kg	23.1	15.8	1	03/05/22 14:41	03/08/22 05:33	75-09-2	
4-Methyl-2-pentanone (MIBK)	**421**	ug/kg	57.7	5.6	1	03/05/22 14:41	03/08/22 05:33	108-10-1	
Methyl-tert-butyl ether	ND	ug/kg	5.8	2.2	1	03/05/22 14:41	03/08/22 05:33	1634-04-4	
Naphthalene	**1870**	ug/kg	5.8	3.0	1	03/05/22 14:41	03/08/22 05:33	91-20-3	
n-Propylbenzene	**181**	ug/kg	5.8	2.1	1	03/05/22 14:41	03/08/22 05:33	103-65-1	
Styrene	ND	ug/kg	5.8	1.5	1	03/05/22 14:41	03/08/22 05:33	100-42-5	
1,1,1,2-Tetrachloroethane	ND	ug/kg	5.8	2.2	1	03/05/22 14:41	03/08/22 05:33	630-20-6	
1,1,2,2-Tetrachloroethane	ND	ug/kg	5.8	1.5	1	03/05/22 14:41	03/08/22 05:33	79-34-5	
Tetrachloroethene	ND	ug/kg	5.8	1.8	1	03/05/22 14:41	03/08/22 05:33	127-18-4	
Toluene	**5.7J**	ug/kg	5.8	1.6	1	03/05/22 14:41	03/08/22 05:33	108-88-3	
1,2,3-Trichlorobenzene	ND	ug/kg	5.8	4.7	1	03/05/22 14:41	03/08/22 05:33	87-61-6	
1,2,4-Trichlorobenzene	ND	ug/kg	5.8	4.8	1	03/05/22 14:41	03/08/22 05:33	120-82-1	
1,1,1-Trichloroethane	ND	ug/kg	5.8	3.0	1	03/05/22 14:41	03/08/22 05:33	71-55-6	
1,1,2-Trichloroethane	ND	ug/kg	5.8	1.9	1	03/05/22 14:41	03/08/22 05:33	79-00-5	
Trichloroethene	ND	ug/kg	5.8	1.5	1	03/05/22 14:41	03/08/22 05:33	79-01-6	
Trichlorofluoromethane	ND	ug/kg	5.8	3.2	1	03/05/22 14:41	03/08/22 05:33	75-69-4	
1,2,3-Trichloropropane	ND	ug/kg	5.8	2.9	1	03/05/22 14:41	03/08/22 05:33	96-18-4	
1,2,4-Trimethylbenzene	**1720**	ug/kg	5.8	1.6	1	03/05/22 14:41	03/08/22 05:33	95-63-6	
1,3,5-Trimethylbenzene	**527**	ug/kg	5.8	1.9	1	03/05/22 14:41	03/08/22 05:33	108-67-8	
Vinyl acetate	ND	ug/kg	57.7	4.2	1	03/05/22 14:41	03/08/22 05:33	108-05-4	
Vinyl chloride	ND	ug/kg	11.5	2.9	1	03/05/22 14:41	03/08/22 05:33	75-01-4	
Xylene (Total)	**466**	ug/kg	11.5	3.3	1	03/05/22 14:41	03/08/22 05:33	1330-20-7	
m&p-Xylene	**329**	ug/kg	11.5	3.9	1	03/05/22 14:41	03/08/22 05:33	179601-23-1	
o-Xylene	**136**	ug/kg	5.8	2.6	1	03/05/22 14:41	03/08/22 05:33	95-47-6	
Surrogates									
Toluene-d8 (S)	99	%	70-130		1	03/05/22 14:41	03/08/22 05:33	2037-26-5	
4-Bromofluorobenzene (S)	102	%	69-134		1	03/05/22 14:41	03/08/22 05:33	460-00-4	
1,2-Dichloroethane-d4 (S)	100	%	70-130		1	03/05/22 14:41	03/08/22 05:33	17060-07-0	
Percent Moisture	Analytical Method: SW-846								
	Pace Analytical Services - Charlotte								
Percent Moisture	**9.4**	%	0.10	0.10	1		03/07/22 13:52		N2

REPORT OF LABORATORY ANALYSIS

This report shall not be reproduced, except in full,
without the written consent of Pace Analytical Services, LLC.

Pace Analytical Services, LLC
9800 Kincey Ave. Suite 100
Huntersville, NC 28078
(704)875-9092

QUALITY CONTROL DATA

Project: CPC HUNTERSVILLE
Pace Project No.: 92591604

QC Batch: 682709
QC Batch Method: MADEP VPH
Analysis Method: MADEP VPH
Analysis Description: VPH NC Soil
Laboratory: Pace Analytical Services - Charlotte
Associated Lab Samples: 92591604001, 92591604002

METHOD BLANK: 3571217
Matrix: Solid
Associated Lab Samples: 92591604001, 92591604002

Parameter	Units	Blank Result	Reporting Limit	MDL	Analyzed	Qualifiers
Aliphatic (C05-C08)	mg/kg	ND	2.5	2.5	03/05/22 16:39	N2
Aromatic (C09-C10)	mg/kg	ND	2.5	2.5	03/05/22 16:39	N2
4-Bromofluorobenzene (FID) (S)	%	101	70-130		03/05/22 16:39	
4-Bromofluorobenzene (PID) (S)	%	90	70-130		03/05/22 16:39	

LABORATORY CONTROL SAMPLE & LCSD: 3571218 3571219

Parameter	Units	Spike Conc.	LCS Result	LCSD Result	LCS % Rec	LCSD % Rec	% Rec Limits	RPD	Max RPD	Qualifiers
Aliphatic (C05-C08)	mg/kg	15	13.2	15.2	88	101	70-130	14	25	N2
Aromatic (C09-C10)	mg/kg	5	4.8	5.0	96	99	70-130	3	25	N2
4-Bromofluorobenzene (FID) (S)	%				100	99	70-130			
4-Bromofluorobenzene (PID) (S)	%				88	88	70-130			

Results presented on this page are in the units indicated by the "Units" column except where an alternate unit is presented to the right of the result.

This report shall not be reproduced, except in full,
without the written consent of Pace Analytical Services, LLC.

Pace Analytical Services, LLC
9800 Kincey Ave. Suite 100
Huntersville, NC 28078
(704)875-9092

QUALITY CONTROL DATA

Project: CPC HUNTERSVILLE
Pace Project No.: 92591604

QC Batch: 682711
QC Batch Method: EPA 5035A/5030B
Analysis Method: EPA 8260D
Analysis Description: 8260D 5035A 5030B
Laboratory: Pace Analytical Services - Charlotte
Associated Lab Samples: 92591604001, 92591604002

METHOD BLANK: 3571224
Matrix: Solid
Associated Lab Samples: 92591604001, 92591604002

Parameter	Units	Blank Result	Reporting Limit	MDL	Analyzed	Qualifiers
1,1,1,2-Tetrachloroethane	ug/kg	ND	5.0	1.9	03/08/22 03:23	
1,1,1-Trichloroethane	ug/kg	ND	5.0	2.6	03/08/22 03:23	
1,1,2,2-Tetrachloroethane	ug/kg	ND	5.0	1.3	03/08/22 03:23	
1,1,2-Trichloroethane	ug/kg	ND	5.0	1.7	03/08/22 03:23	
1,1-Dichloroethane	ug/kg	ND	5.0	2.1	03/08/22 03:23	
1,1-Dichloroethene	ug/kg	ND	5.0	2.1	03/08/22 03:23	
1,1-Dichloropropene	ug/kg	ND	5.0	2.4	03/08/22 03:23	
1,2,3-Trichlorobenzene	ug/kg	ND	5.0	4.0	03/08/22 03:23	
1,2,3-Trichloropropane	ug/kg	ND	5.0	2.5	03/08/22 03:23	
1,2,4-Trichlorobenzene	ug/kg	ND	5.0	4.2	03/08/22 03:23	
1,2,4-Trimethylbenzene	ug/kg	ND	5.0	1.4	03/08/22 03:23	
1,2-Dibromo-3-chloropropane	ug/kg	ND	5.0	1.9	03/08/22 03:23	
1,2-Dibromoethane (EDB)	ug/kg	ND	5.0	2.2	03/08/22 03:23	
1,2-Dichlorobenzene	ug/kg	ND	5.0	1.8	03/08/22 03:23	
1,2-Dichloroethane	ug/kg	ND	5.0	3.3	03/08/22 03:23	
1,2-Dichloropropane	ug/kg	ND	5.0	1.5	03/08/22 03:23	
1,3,5-Trimethylbenzene	ug/kg	ND	5.0	1.7	03/08/22 03:23	
1,3-Dichlorobenzene	ug/kg	ND	5.0	1.6	03/08/22 03:23	
1,3-Dichloropropane	ug/kg	ND	5.0	1.6	03/08/22 03:23	
1,4-Dichlorobenzene	ug/kg	ND	5.0	1.3	03/08/22 03:23	
2,2-Dichloropropane	ug/kg	ND	5.0	1.6	03/08/22 03:23	
2-Butanone (MEK)	ug/kg	ND	100	24.0	03/08/22 03:23	
2-Chlorotoluene	ug/kg	ND	5.0	1.8	03/08/22 03:23	
2-Hexanone	ug/kg	ND	50.0	4.8	03/08/22 03:23	
4-Chlorotoluene	ug/kg	ND	5.0	0.88	03/08/22 03:23	
4-Methyl-2-pentanone (MIBK)	ug/kg	ND	50.0	4.8	03/08/22 03:23	
Acetone	ug/kg	ND	100	32.1	03/08/22 03:23	
Benzene	ug/kg	ND	5.0	2.0	03/08/22 03:23	
Bromobenzene	ug/kg	ND	5.0	1.6	03/08/22 03:23	
Bromochloromethane	ug/kg	ND	5.0	1.5	03/08/22 03:23	
Bromodichloromethane	ug/kg	ND	5.0	1.9	03/08/22 03:23	
Bromoform	ug/kg	ND	5.0	1.8	03/08/22 03:23	
Bromomethane	ug/kg	ND	10.0	7.9	03/08/22 03:23	IK
Carbon tetrachloride	ug/kg	ND	5.0	1.9	03/08/22 03:23	
Chlorobenzene	ug/kg	ND	5.0	0.96	03/08/22 03:23	
Chloroethane	ug/kg	ND	10.0	3.9	03/08/22 03:23	
Chloroform	ug/kg	ND	5.0	3.0	03/08/22 03:23	
Chloromethane	ug/kg	ND	10.0	4.2	03/08/22 03:23	
cis-1,2-Dichloroethene	ug/kg	ND	5.0	1.7	03/08/22 03:23	
cis-1,3-Dichloropropene	ug/kg	ND	5.0	1.4	03/08/22 03:23	

Results presented on this page are in the units indicated by the "Units" column except where an alternate unit is presented to the right of the result.

This report shall not be reproduced, except in full,
without the written consent of Pace Analytical Services, LLC.

Pace Analytical Services, LLC
9800 Kincey Ave. Suite 100
Huntersville, NC 28078
(704)875-9092

QUALITY CONTROL DATA

Project: CPC HUNTERSVILLE
Pace Project No.: 92591604

METHOD BLANK: 3571224 Matrix: Solid
Associated Lab Samples: 92591604001, 92591604002

Parameter	Units	Blank Result	Reporting Limit	MDL	Analyzed	Qualifiers
Dibromochloromethane	ug/kg	ND	5.0	2.8	03/08/22 03:23	
Dibromomethane	ug/kg	ND	5.0	1.1	03/08/22 03:23	
Dichlorodifluoromethane	ug/kg	ND	10.0	2.2	03/08/22 03:23	v1
Diisopropyl ether	ug/kg	ND	5.0	1.4	03/08/22 03:23	
Ethylbenzene	ug/kg	ND	5.0	2.3	03/08/22 03:23	
Hexachloro-1,3-butadiene	ug/kg	ND	10.0	8.2	03/08/22 03:23	
Isopropylbenzene (Cumene)	ug/kg	ND	5.0	1.7	03/08/22 03:23	
m&p-Xylene	ug/kg	ND	10.0	3.4	03/08/22 03:23	
Methyl-tert-butyl ether	ug/kg	ND	5.0	1.9	03/08/22 03:23	
Methylene Chloride	ug/kg	ND	20.0	13.7	03/08/22 03:23	
n-Butylbenzene	ug/kg	ND	5.0	2.4	03/08/22 03:23	
n-Propylbenzene	ug/kg	ND	5.0	1.8	03/08/22 03:23	
Naphthalene	ug/kg	ND	5.0	2.6	03/08/22 03:23	
o-Xylene	ug/kg	ND	5.0	2.2	03/08/22 03:23	
p-Isopropyltoluene	ug/kg	ND	5.0	2.5	03/08/22 03:23	
sec-Butylbenzene	ug/kg	ND	5.0	2.2	03/08/22 03:23	
Styrene	ug/kg	ND	5.0	1.3	03/08/22 03:23	
tert-Butylbenzene	ug/kg	ND	5.0	1.8	03/08/22 03:23	
Tetrachloroethene	ug/kg	ND	5.0	1.6	03/08/22 03:23	
Toluene	ug/kg	ND	5.0	1.4	03/08/22 03:23	
trans-1,2-Dichloroethene	ug/kg	ND	5.0	1.8	03/08/22 03:23	
trans-1,3-Dichloropropene	ug/kg	ND	5.0	1.7	03/08/22 03:23	
Trichloroethene	ug/kg	ND	5.0	1.3	03/08/22 03:23	
Trichlorofluoromethane	ug/kg	ND	5.0	2.8	03/08/22 03:23	
Vinyl acetate	ug/kg	ND	50.0	3.6	03/08/22 03:23	
Vinyl chloride	ug/kg	ND	10.0	2.5	03/08/22 03:23	
Xylene (Total)	ug/kg	ND	10.0	2.8	03/08/22 03:23	
1,2-Dichloroethane-d4 (S)	%	98	70-130		03/08/22 03:23	
4-Bromofluorobenzene (S)	%	99	69-134		03/08/22 03:23	
Toluene-d8 (S)	%	98	70-130		03/08/22 03:23	

LABORATORY CONTROL SAMPLE: 3571225

Parameter	Units	Spike Conc.	LCS Result	LCS % Rec	% Rec Limits	Qualifiers
1,1,1,2-Tetrachloroethane	ug/kg	1250	1120	90	70-130	
1,1,1-Trichloroethane	ug/kg	1250	1070	86	70-130	
1,1,2,2-Tetrachloroethane	ug/kg	1250	1080	87	70-130	
1,1,2-Trichloroethane	ug/kg	1250	1160	93	70-130	
1,1-Dichloroethane	ug/kg	1250	1140	92	70-130	
1,1-Dichloroethene	ug/kg	1250	1110	88	70-130	
1,1-Dichloropropene	ug/kg	1250	1110	89	70-130	
1,2,3-Trichlorobenzene	ug/kg	1250	1180	94	65-130	
1,2,3-Trichloropropane	ug/kg	1250	1080	86	70-130	
1,2,4-Trichlorobenzene	ug/kg	1250	1200	96	68-130	

Results presented on this page are in the units indicated by the "Units" column except where an alternate unit is presented to the right of the result.

REPORT OF LABORATORY ANALYSIS

This report shall not be reproduced, except in full,
without the written consent of Pace Analytical Services, LLC.

Pace Analytical Services, LLC
9800 Kincey Ave. Suite 100
Huntersville, NC 28078
(704)875-9092

QUALITY CONTROL DATA

Project: CPC HUNTERSVILLE
Pace Project No.: 92591604

LABORATORY CONTROL SAMPLE: 3571225

Parameter	Units	Spike Conc.	LCS Result	LCS % Rec	% Rec Limits	Qualifiers
1,2,4-Trimethylbenzene	ug/kg	1250	1110	89	70-130	
1,2-Dibromo-3-chloropropane	ug/kg	1250	1220	98	70-130	
1,2-Dibromoethane (EDB)	ug/kg	1250	1140	91	70-130	
1,2-Dichlorobenzene	ug/kg	1250	1110	89	70-130	
1,2-Dichloroethane	ug/kg	1250	1050	84	63-130	
1,2-Dichloropropane	ug/kg	1250	1160	93	70-130	
1,3,5-Trimethylbenzene	ug/kg	1250	1140	91	70-130	
1,3-Dichlorobenzene	ug/kg	1250	1130	90	70-130	
1,3-Dichloropropane	ug/kg	1250	1050	84	70-130	
1,4-Dichlorobenzene	ug/kg	1250	1070	86	70-130	
2,2-Dichloropropane	ug/kg	1250	1040	83	66-130	
2-Butanone (MEK)	ug/kg	2500	2120	85	70-130	
2-Chlorotoluene	ug/kg	1250	1120	89	70-130	
2-Hexanone	ug/kg	2500	2150	86	70-130	
4-Chlorotoluene	ug/kg	1250	1130	90	70-130	
4-Methyl-2-pentanone (MIBK)	ug/kg	2500	2240	90	70-130	
Acetone	ug/kg	2500	2000	80	69-130	
Benzene	ug/kg	1250	1100	88	70-130	
Bromobenzene	ug/kg	1250	1200	96	70-130	
Bromochloromethane	ug/kg	1250	1190	95	70-130	
Bromodichloromethane	ug/kg	1250	1140	91	69-130	
Bromoform	ug/kg	1250	1180	95	70-130	
Bromomethane	ug/kg	1250	1070	85	52-130	IK
Carbon tetrachloride	ug/kg	1250	1180	94	70-130	
Chlorobenzene	ug/kg	1250	1110	89	70-130	
Chloroethane	ug/kg	1250	1190	95	65-130	
Chloroform	ug/kg	1250	1120	89	70-130	
Chloromethane	ug/kg	1250	1020	81	55-130	
cis-1,2-Dichloroethene	ug/kg	1250	1100	88	70-130	
cis-1,3-Dichloropropene	ug/kg	1250	1170	94	70-130	
Dibromochloromethane	ug/kg	1250	1050	84	70-130	
Dibromomethane	ug/kg	1250	1200	96	70-130	
Dichlorodifluoromethane	ug/kg	1250	1230	98	45-156	v1
Diisopropyl ether	ug/kg	1250	1050	84	70-130	
Ethylbenzene	ug/kg	1250	1040	83	70-130	
Hexachloro-1,3-butadiene	ug/kg	1250	1200	96	66-130	
Isopropylbenzene (Cumene)	ug/kg	1250	1150	92	70-130	
m&p-Xylene	ug/kg	2500	2220	89	70-130	
Methyl-tert-butyl ether	ug/kg	1250	1080	86	70-130	
Methylene Chloride	ug/kg	1250	1050	84	65-130	
n-Butylbenzene	ug/kg	1250	1130	90	67-130	
n-Propylbenzene	ug/kg	1250	1110	89	70-130	
Naphthalene	ug/kg	1250	1140	91	70-130	
o-Xylene	ug/kg	1250	1140	91	70-130	
p-Isopropyltoluene	ug/kg	1250	1120	90	67-130	
sec-Butylbenzene	ug/kg	1250	1110	89	69-130	
Styrene	ug/kg	1250	1170	94	70-130	

Results presented on this page are in the units indicated by the "Units" column except where an alternate unit is presented to the right of the result.

REPORT OF LABORATORY ANALYSIS

This report shall not be reproduced, except in full,
without the written consent of Pace Analytical Services, LLC.

Pace Analytical Services, LLC
9800 Kincey Ave. Suite 100
Huntersville, NC 28078
(704)875-9092

QUALITY CONTROL DATA

Project: CPC HUNTERSVILLE
Pace Project No.: 92591604

LABORATORY CONTROL SAMPLE: 3571225

Parameter	Units	Spike Conc.	LCS Result	LCS % Rec	% Rec Limits	Qualifiers
tert-Butylbenzene	ug/kg	1250	1130	90	67-130	
Tetrachloroethene	ug/kg	1250	1090	87	70-130	
Toluene	ug/kg	1250	1090	87	70-130	
trans-1,2-Dichloroethene	ug/kg	1250	1120	90	70-130	
trans-1,3-Dichloropropene	ug/kg	1250	1130	90	68-130	
Trichloroethene	ug/kg	1250	1130	91	70-130	
Trichlorofluoromethane	ug/kg	1250	1100	88	70-130	
Vinyl acetate	ug/kg	2500	2270	91	70-130	
Vinyl chloride	ug/kg	1250	1200	96	61-130	
Xylene (Total)	ug/kg	3750	3360	90	70-130	
1,2-Dichloroethane-d4 (S)	%			96	70-130	
4-Bromofluorobenzene (S)	%			99	69-134	
Toluene-d8 (S)	%			101	70-130	

MATRIX SPIKE SAMPLE: 3571226

Parameter	Units	92591547001 Result	Spike Conc.	MS Result	MS % Rec	% Rec Limits	Qualifiers
1,1,1,2-Tetrachloroethane	ug/kg	ND	573	534	93	70-131	
1,1,1-Trichloroethane	ug/kg	ND	573	509	89	65-133	
1,1,2,2-Tetrachloroethane	ug/kg	ND	573	514	90	66-130	
1,1,2-Trichloroethane	ug/kg	ND	573	538	94	66-133	
1,1-Dichloroethane	ug/kg	ND	573	513	90	65-130	
1,1-Dichloroethene	ug/kg	ND	573	460	80	10-158	
1,1-Dichloropropene	ug/kg	ND	573	493	86	68-133	
1,2,3-Trichlorobenzene	ug/kg	ND	573	459	80	27-138	
1,2,3-Trichloropropane	ug/kg	ND	573	474	83	67-130	
1,2,4-Trichlorobenzene	ug/kg	ND	573	482	84	51-134	
1,2,4-Trimethylbenzene	ug/kg	ND	573	476	83	63-136	
1,2-Dibromo-3-chloropropane	ug/kg	ND	573	479	84	32-130	
1,2-Dibromoethane (EDB)	ug/kg	ND	573	539	94	70-130	
1,2-Dichlorobenzene	ug/kg	ND	573	513	90	69-130	
1,2-Dichloroethane	ug/kg	ND	573	501	87	59-130	
1,2-Dichloropropane	ug/kg	ND	573	542	95	70-130	
1,3,5-Trimethylbenzene	ug/kg	ND	573	502	88	65-137	
1,3-Dichlorobenzene	ug/kg	ND	573	499	87	70-130	
1,3-Dichloropropane	ug/kg	ND	573	502	88	70-130	
1,4-Dichlorobenzene	ug/kg	ND	573	473	83	68-130	
2,2-Dichloropropane	ug/kg	ND	573	285	50	32-130	
2-Butanone (MEK)	ug/kg	ND	1150	837	73	10-136	
2-Chlorotoluene	ug/kg	ND	573	503	88	69-141	
2-Hexanone	ug/kg	ND	1150	918	80	10-144	
4-Chlorotoluene	ug/kg	ND	573	478	83	70-132	
4-Methyl-2-pentanone (MIBK)	ug/kg	ND	1150	959	84	25-143	
Acetone	ug/kg	ND	1150	669	58	10-130	
Benzene	ug/kg	ND	573	518	90	67-130	

Results presented on this page are in the units indicated by the "Units" column except where an alternate unit is presented to the right of the result.

This report shall not be reproduced, except in full,
without the written consent of Pace Analytical Services, LLC.

Pace Analytical Services, LLC
9800 Kincey Ave. Suite 100
Huntersville, NC 28078
(704)875-9092

QUALITY CONTROL DATA

Project: CPC HUNTERSVILLE
Pace Project No.: 92591604

MATRIX SPIKE SAMPLE: 3571226

Parameter	Units	92591547001 Result	Spike Conc.	MS Result	MS % Rec	% Rec Limits	Qualifiers
Bromobenzene	ug/kg	ND	573	537	94	70-130	
Bromochloromethane	ug/kg	ND	573	510	89	69-134	
Bromodichloromethane	ug/kg	ND	573	495	86	64-130	
Bromoform	ug/kg	ND	573	498	87	62-130	
Bromomethane	ug/kg	ND	573	429	75	20-176	IK
Carbon tetrachloride	ug/kg	ND	573	523	91	65-140	
Chlorobenzene	ug/kg	ND	573	532	93	70-130	
Chloroethane	ug/kg	ND	573	395	69	10-130	
Chloroform	ug/kg	ND	573	512	89	63-130	
Chloromethane	ug/kg	ND	573	378	66	58-130	
cis-1,2-Dichloroethene	ug/kg	ND	573	500	87	66-130	
cis-1,3-Dichloropropene	ug/kg	ND	573	474	83	67-130	
Dibromochloromethane	ug/kg	ND	573	468	82	67-130	
Dibromomethane	ug/kg	ND	573	517	90	63-131	
Dichlorodifluoromethane	ug/kg	ND	573	267	47	44-180	v1
Diisopropyl ether	ug/kg	ND	573	500	87	63-130	
Ethylbenzene	ug/kg	ND	573	500	87	66-130	
Hexachloro-1,3-butadiene	ug/kg	ND	573	455	79	64-150	
Isopropylbenzene (Cumene)	ug/kg	ND	573	540	94	69-135	
m&p-Xylene	ug/kg	ND	1150	1020	89	60-133	
Methyl-tert-butyl ether	ug/kg	ND	573	488	85	65-130	
Methylene Chloride	ug/kg	ND	573	481	84	61-130	
n-Butylbenzene	ug/kg	ND	573	416	73	65-140	
n-Propylbenzene	ug/kg	ND	573	478	83	67-140	
Naphthalene	ug/kg	ND	573	455	79	15-145	
o-Xylene	ug/kg	ND	573	531	93	66-133	
p-Isopropyltoluene	ug/kg	ND	573	465	81	56-147	
sec-Butylbenzene	ug/kg	ND	573	490	86	65-139	
Styrene	ug/kg	ND	573	528	92	70-132	
tert-Butylbenzene	ug/kg	ND	573	529	92	62-135	
Tetrachloroethene	ug/kg	ND	573	469	82	70-135	
Toluene	ug/kg	ND	573	505	88	67-130	
trans-1,2-Dichloroethene	ug/kg	ND	573	470	82	69-130	
trans-1,3-Dichloropropene	ug/kg	ND	573	453	79	62-130	
Trichloroethene	ug/kg	ND	573	507	89	70-135	
Trichlorofluoromethane	ug/kg	ND	573	428	75	10-130	
Vinyl acetate	ug/kg	ND	1150	826	72	53-130	
Vinyl chloride	ug/kg	ND	573	435	76	61-148	
Xylene (Total)	ug/kg	ND	1720	1550	90	63-132	
1,2-Dichloroethane-d4 (S)	%				96	70-130	
4-Bromofluorobenzene (S)	%				101	69-134	
Toluene-d8 (S)	%				100	70-130	

Results presented on this page are in the units indicated by the "Units" column except where an alternate unit is presented to the right of the result.

This report shall not be reproduced, except in full,
without the written consent of Pace Analytical Services, LLC.

Pace Analytical Services, LLC
9800 Kincey Ave. Suite 100
Huntersville, NC 28078
(704)875-9092

QUALITY CONTROL DATA

Project: CPC HUNTERSVILLE
Pace Project No.: 92591604

SAMPLE DUPLICATE: 3571227

Parameter	Units	92591547002 Result	Dup Result	RPD	Max RPD	Qualifiers
1,1,1,2-Tetrachloroethane	ug/kg	ND	ND		30	
1,1,1-Trichloroethane	ug/kg	ND	ND		30	
1,1,2,2-Tetrachloroethane	ug/kg	ND	ND		30	
1,1,2-Trichloroethane	ug/kg	ND	ND		30	
1,1-Dichloroethane	ug/kg	ND	ND		30	
1,1-Dichloroethene	ug/kg	ND	ND		30	
1,1-Dichloropropene	ug/kg	ND	ND		30	
1,2,3-Trichlorobenzene	ug/kg	ND	ND		30	
1,2,3-Trichloropropane	ug/kg	ND	ND		30	
1,2,4-Trichlorobenzene	ug/kg	ND	ND		30	
1,2,4-Trimethylbenzene	ug/kg	ND	ND		30	
1,2-Dibromo-3-chloropropane	ug/kg	ND	ND		30	
1,2-Dibromoethane (EDB)	ug/kg	ND	ND		30	
1,2-Dichlorobenzene	ug/kg	ND	ND		30	
1,2-Dichloroethane	ug/kg	ND	ND		30	
1,2-Dichloropropane	ug/kg	ND	ND		30	
1,3,5-Trimethylbenzene	ug/kg	ND	ND		30	
1,3-Dichlorobenzene	ug/kg	ND	ND		30	
1,3-Dichloropropane	ug/kg	ND	ND		30	
1,4-Dichlorobenzene	ug/kg	ND	ND		30	
2,2-Dichloropropane	ug/kg	ND	ND		30	
2-Butanone (MEK)	ug/kg	ND	ND		30	
2-Chlorotoluene	ug/kg	ND	ND		30	
2-Hexanone	ug/kg	ND	ND		30	
4-Chlorotoluene	ug/kg	ND	ND		30	
4-Methyl-2-pentanone (MIBK)	ug/kg	ND	ND		30	
Acetone	ug/kg	ND	ND		30	
Benzene	ug/kg	ND	ND		30	
Bromobenzene	ug/kg	ND	ND		30	
Bromochloromethane	ug/kg	ND	ND		30	
Bromodichloromethane	ug/kg	ND	ND		30	
Bromoform	ug/kg	ND	ND		30	
Bromomethane	ug/kg	ND	ND		30	IK
Carbon tetrachloride	ug/kg	ND	ND		30	
Chlorobenzene	ug/kg	ND	ND		30	
Chloroethane	ug/kg	ND	ND		30	
Chloroform	ug/kg	ND	ND		30	
Chloromethane	ug/kg	ND	ND		30	
cis-1,2-Dichloroethene	ug/kg	ND	ND		30	
cis-1,3-Dichloropropene	ug/kg	ND	ND		30	
Dibromochloromethane	ug/kg	ND	ND		30	
Dibromomethane	ug/kg	ND	ND		30	
Dichlorodifluoromethane	ug/kg	ND	ND		30	v1
Diisopropyl ether	ug/kg	ND	ND		30	
Ethylbenzene	ug/kg	ND	ND		30	
Hexachloro-1,3-butadiene	ug/kg	ND	ND		30	
Isopropylbenzene (Cumene)	ug/kg	ND	ND		30	

Results presented on this page are in the units indicated by the "Units" column except where an alternate unit is presented to the right of the result.

REPORT OF LABORATORY ANALYSIS

This report shall not be reproduced, except in full,
without the written consent of Pace Analytical Services, LLC.

Pace Analytical Services, LLC
9800 Kincey Ave. Suite 100
Huntersville, NC 28078
(704)875-9092

QUALITY CONTROL DATA

Project: CPC HUNTERSVILLE
Pace Project No.: 92591604

SAMPLE DUPLICATE: 3571227

Parameter	Units	92591547002 Result	Dup Result	RPD	Max RPD	Qualifiers
m&p-Xylene	ug/kg	ND	ND		30	
Methyl-tert-butyl ether	ug/kg	ND	ND		30	
Methylene Chloride	ug/kg	ND	ND		30	
n-Butylbenzene	ug/kg	ND	ND		30	
n-Propylbenzene	ug/kg	ND	ND		30	
Naphthalene	ug/kg	ND	ND		30	
o-Xylene	ug/kg	ND	ND		30	
p-Isopropyltoluene	ug/kg	ND	ND		30	
sec-Butylbenzene	ug/kg	ND	ND		30	
Styrene	ug/kg	ND	ND		30	
tert-Butylbenzene	ug/kg	ND	ND		30	
Tetrachloroethene	ug/kg	ND	ND		30	
Toluene	ug/kg	ND	ND		30	
trans-1,2-Dichloroethene	ug/kg	ND	ND		30	
trans-1,3-Dichloropropene	ug/kg	ND	ND		30	
Trichloroethene	ug/kg	ND	ND		30	
Trichlorofluoromethane	ug/kg	ND	ND		30	
Vinyl acetate	ug/kg	ND	ND		30	
Vinyl chloride	ug/kg	ND	ND		30	
Xylene (Total)	ug/kg	ND	ND		30	
1,2-Dichloroethane-d4 (S)	%	100	100			
4-Bromofluorobenzene (S)	%	101	102			
Toluene-d8 (S)	%	100	99			

Results presented on this page are in the units indicated by the "Units" column except where an alternate unit is presented to the right of the result.

This report shall not be reproduced, except in full,
without the written consent of Pace Analytical Services, LLC.

Pace Analytical Services, LLC
9800 Kincey Ave. Suite 100
Huntersville, NC 28078
(704)875-9092

QUALITY CONTROL DATA

Project: CPC HUNTERSVILLE
Pace Project No.: 92591604

QC Batch: 682890
QC Batch Method: SW-846
Analysis Method: SW-846
Analysis Description: Dry Weight/Percent Moisture
Laboratory: Pace Analytical Services - Charlotte

Associated Lab Samples: 92591604001, 92591604002

SAMPLE DUPLICATE: 3572040

Parameter	Units	92590467001 Result	Dup Result	RPD	Max RPD	Qualifiers
Percent Moisture	%	1.8	2.0	11	25	N2

SAMPLE DUPLICATE: 3572041

Parameter	Units	92591641001 Result	Dup Result	RPD	Max RPD	Qualifiers
Percent Moisture	%	21.7	22.5	4	25	N2

Results presented on this page are in the units indicated by the "Units" column except where an alternate unit is presented to the right of the result.

This report shall not be reproduced, except in full,
without the written consent of Pace Analytical Services, LLC.

Pace Analytical Services, LLC
9800 Kincey Ave. Suite 100
Huntersville, NC 28078
(704)875-9092

QUALIFIERS

Project: CPC HUNTERSVILLE
Pace Project No.: 92591604

DEFINITIONS

DF - Dilution Factor, if reported, represents the factor applied to the reported data due to dilution of the sample aliquot.

ND - Not Detected at or above adjusted reporting limit.

TNTC - Too Numerous To Count

J - Estimated concentration above the adjusted method detection limit and below the adjusted reporting limit.

MDL - Adjusted Method Detection Limit.

PQL - Practical Quantitation Limit.

RL - Reporting Limit - The lowest concentration value that meets project requirements for quantitative data with known precision and bias for a specific analyte in a specific matrix.

S - Surrogate

1,2-Diphenylhydrazine decomposes to and cannot be separated from Azobenzene using Method 8270. The result for each analyte is a combined concentration.

Consistent with EPA guidelines, unrounded data are displayed and have been used to calculate % recovery and RPD values.

LCS(D) - Laboratory Control Sample (Duplicate)

MS(D) - Matrix Spike (Duplicate)

DUP - Sample Duplicate

RPD - Relative Percent Difference

NC - Not Calculable.

SG - Silica Gel - Clean-Up

U - Indicates the compound was analyzed for, but not detected.

Acid preservation may not be appropriate for 2 Chloroethylvinyl ether.

A separate vial preserved to a pH of 4-5 is recommended in SW846 Chapter 4 for the analysis of Acrolein and Acrylonitrile by EPA Method 8260.

N-Nitrosodiphenylamine decomposes and cannot be separated from Diphenylamine using Method 8270. The result reported for each analyte is a combined concentration.

Reported results are not rounded until the final step prior to reporting. Therefore, calculated parameters that are typically reported as "Total" may vary slightly from the sum of the reported component parameters.

Pace Analytical is TNI accredited. Contact your Pace PM for the current list of accredited analytes.

TNI - The NELAC Institute.

ANALYTE QUALIFIERS

IK	The recalculated concentration of the calibration standard(s) did not meet method acceptance criteria; this result should be considered an estimated value.
N2	The lab does not hold NELAC/TNI accreditation for this parameter but other accreditations/certifications may apply. A complete list of accreditations/certifications is available upon request.
S5	Surrogate recovery outside control limits due to matrix interferences (not confirmed by re-analysis).
v1	The continuing calibration verification was above the method acceptance limit. Any detection for the analyte in the associated samples may have a high bias.

This report shall not be reproduced, except in full,
without the written consent of Pace Analytical Services, LLC.

Pace Analytical Services, LLC
9800 Kincey Ave. Suite 100
Huntersville, NC 28078
(704)875-9092

QUALITY CONTROL DATA CROSS REFERENCE TABLE

Project: CPC HUNTERSVILLE
Pace Project No.: 92591604

Lab ID	Sample ID	QC Batch Method	QC Batch	Analytical Method	Analytical Batch
92591604001	**RW-116 (38-40)**	MADEP VPH	682709	MADEP VPH	682800
92591604002	**RW-116 (42-44)**	MADEP VPH	682709	MADEP VPH	682800
92591604001	**RW-116 (38-40)**	EPA 5035A/5030B	682711	EPA 8260D	682932
92591604002	**RW-116 (42-44)**	EPA 5035A/5030B	682711	EPA 8260D	682932
92591604001	**RW-116 (38-40)**	SW-846	682890		
92591604002	**RW-116 (42-44)**	SW-846	682890		

This report shall not be reproduced, except in full,
without the written consent of Pace Analytical Services, LLC.

Pace Analytical

CHAIN-OF-CUSTODY Analytical Request Document

Chain-of-Custody is a LEGAL DOCUMENT - Complete all relevent fields

WO# : 92591604

92591604

List Pace Workorder Number or here

LAB USE ONLY

Project Manager:

Company: Apex Companies

Billing Information:

Address: 5900 Northwoods Business Pkwy Ste 500

Report To: Andrew Street

Email To: andrew.street@apexcos.com

Copy To: Tom Naumann

Site Collection Info/Address:

Customer Project Name/Number: CPC Huntersville

State: NC County/City: Huntersville Time Zone Collected: [ ] PT [ ] MT [ ] CT [✓] ET

Phone:
Email:

Site/Facility ID #:

Compliance Monitoring? [ ] Yes [ ] No

Collected By (print): Roger Cantley

Purchase Order #:
Quote #: 2020-L1_224

DW PWS ID #:
DW Location Code:

Collected By (signature):

Turnaround Date Required: Normal TAT

Immediately Packed on Ice: [✓] Yes [ ] No

Sample Disposal: [✓] Dispose as appropriate [ ] Return [ ] Archive: ____ [ ] Hold: ____

Rush: [ ] Same Day [ ] Next Day [ ] 2 Day [ ] 3 Day [ ] 4 Day [ ] 5 Day (Expedite Charges Apply)

Field Filtered (if applicable): [ ] Yes [ ] No
Analysis: ____

** Preservative Types: (1) nitric acid, (2) sulfuric acid, (3) hydrochloric acid, (4) sodium hydroxide, (5) zinc acetate, (6) methanol, (7) sodium bisulfate, (8) sodium thiosulfate, (9) hexane, (A) ascorbic acid, (B) ammonium sulfate, (C) ammonium hydroxide, (D) TSP, (U) Unpreserved, (O) Other ____

* Matrix Codes (Insert in Matrix box below): Drinking Water (DW), Ground Water (GW), Wastewater (WW), Product (P), Soil/Solid (SL), Oil (OL), Wipe (WP), Air (AR), Tissue (TS), Bioassay (B), Vapor (V), Other (OT)

Customer Sample ID	Matrix *	Comp / Grab	Collected (or Composite Start) Date	Collected (or Composite Start) Time	Composite End Date	Composite End Time	Res Cl	# of Ctns	MADEP VPH	VOC 8260
~~RW-116 (14-16) RDC 3-3-22~~	~~SL~~	~~Grab~~	~~2-28-22~~	~~1515~~	—	—		3	X	X
RW-116 (38-40)	SL	Grab	3-3-22	1645	—	—		3	X	X
RW-116 (42-44)	SL	Grab	3-3-22	1645	—	—		3	X	X

Lab Profile/Line:

Lab Sample Receipt Checklist:

Custody Seals Present/Intact	Y	N	NA
Custody Signatures Present	Y	N	NA
Collector Signature Present	Y	N	NA
Bottles Intact	Y	N	NA
Correct Bottles	Y	N	NA
Sufficient Volume	Y	N	NA
Samples Received on Ice	Y	N	NA
VOA - Headspace Acceptable	Y	N	NA
USDA Regulated Soils	Y	N	NA
Samples in Holding Time	Y	N	NA
Residual Chlorine Present	Y	N	NA
Cl Strips: ____			
Sample pH Acceptable	Y	N	NA
pH Strips: ____			
Sulfide Present	Y	N	NA
Lead Acetate Strips: ____			

LAB USE ONLY:
Lab Sample # / Comments:

92591604

001

002

Customer Remarks / Special Conditions / Possible Hazards:

Type of Ice Used: Wet Blue Dry None

Packing Material Used: B D

Radchem sample(s) screened (<500 cpm): Y N NA

SHORT HOLDS PRESENT (<72 hours): Y N N/A

Lab Tracking #: 2683858

Samples received via: FEDEX UPS Client Courier Pace Courier

Lab Sample Temperature Info:
Temp Blank Received: Y N NA
Therm ID#: 02T064
Cooler 1 Temp Upon Receipt: 3.4 oC
Cooler 1 Therm Corr. Factor: 3.4 oC
Cooler 1 Corrected Temp: 3.4 oC
Comments:

Relinquished by/Company: (Signature)	Date/Time:	Received by/Company: (Signature)	Date/Time:
Roger Cantley Apex	2-28-22 / 15:50	Apex Trailer Apex	2-28-22 / 15:50
Apex Trailer Apex	3-4-22 / 1620	R. Cantley Apex	3-4-22 / 1620
Apex	3-4-22 / 1642	J 13 Pace HVL	3/4/22 1642

MTJL LAB USE ONLY
Table #:
Acctnum:
Template:
Prelogin:
PM:
PB:

Trip Blank Received: Y N NA
HCL MeOH TSP Other

Non Conformance(s): YES / NO

Page: 1 of: 1

***Check mark top half of box if pH and/or dechlorination is verified and within the acceptance range for preservation samples.**

Exceptions: VOA, Coliform, TOC, Oil and Grease, DRO/8015 (water) DOC, LLHg

****Bottom half of box is to list number of bottles**

Project # WO# : 92591604

PM: AMB Due Date: 03/11/22

CLIENT: 92-APEX MOOR

Item#	BP4U-125 mL Plastic Unpreserved (N/A) (Cl-)	BP3U-250 mL Plastic Unpreserved (N/A)	BP2U-500 mL Plastic Unpreserved (N/A)	BP1U-1 liter Plastic Unpreserved (N/A)	BP4S-125 mL Plastic H2SO4 (pH < 2) (Cl-)	BP3N-250 mL plastic HNO3 (pH < 2)	BP4Z-125 mL Plastic ZN Acetate & NaOH (>9)	BP4B-125 mL Plastic NaOH (pH > 12) (Cl-)	WGFU-Wide-mouthed Glass jar Unpreserved	AG1U-1 liter Amber Unpreserved (N/A) (Cl-)	AG1H-1 liter Amber HCl (pH < 2)	AG3U-250 mL Amber Unpreserved (N/A) (Cl-)	AG1S-1 liter Amber H2SO4 (pH < 2)	AG3S-250 mL Amber H2SO4 (pH < 2)	AG3A(DG3A)-250 mL Amber NH4Cl (N/A)(Cl-)	DG9H-40 mL VOA HCl (N/A)	VG9T-40 mL VOA Na2S2O3 (N/A)	VG9U-40 mL VOA Unpreserved (N/A)	DG9P-40 mL VOA H3PO4 (N/A)	VOAK (3 vials per kit)-5035 kit (N/A)	V/GK (3 vials per kit)-VPH/Gas kit (N/A)	SP5T-125 mL Sterile Plastic (N/A – lab)	SP2T-250 mL Sterile Plastic (N/A – lab)		BP3A-250 mL Plastic (NH2)2SO4 (9.3-9.7)	AG0U-100 mL Amber Unpreserved vials (N/A)	VSGU-20 mL Scintillation vials (N/A)	DG9U-40 mL Amber Unpreserved vials (N/A)
1																					3	J	03/11/22					
2																					3							
3																					3							
4																												
5																												
6																												
7																												
8																												
9																												
10																												
11																												
12																												

pH Adjustment Log for Preserved Samples

Sample ID	Type of Preservative	pH upon receipt	Date preservation adjusted	Time preservation adjusted	Amount of Preservative added	Lot #

Note: Whenever there is a discrepancy affecting North Carolina compliance samples, a copy of this form will be sent to the North Carolina DEHNR Certification Office (i.e. Out of hold, incorrect preservative, out of temp, incorrect containers.

Pace Analytical Services, LLC
9800 Kincey Ave. Suite 100
Huntersville, NC 28078
(704)875-9092

March 03, 2022

Andrew Wreschnig
AECOM
6000 Fairview Road
Suite 200
Charlotte, NC 28210

RE: Project: CPC Huntersville-60674226
Pace Project No.: 92590512

Dear Andrew Wreschnig:

Enclosed are the analytical results for sample(s) received by the laboratory on February 28, 2022. The results relate only to the samples included in this report. Results reported herein conform to the applicable TNI/NELAC Standards and the laboratory's Quality Manual, where applicable, unless otherwise noted in the body of the report.

The test results provided in this final report were generated by each of the following laboratories within the Pace Network:

- Pace Analytical Services - Asheville
- Pace Analytical Services - Charlotte

If you have any questions concerning this report, please feel free to contact me.

Sincerely,

Bonnie Vang

Bonnie Vang
bonnie.vang@pacelabs.com
(704)875-9092
Project Manager

Enclosures

cc: Teresa Amentt Jennings, AECOM
Jeff Morrison, Colonial Pipeline Company

REPORT OF LABORATORY ANALYSIS

This report shall not be reproduced, except in full,
without the written consent of Pace Analytical Services, LLC.

Pace Analytical Services, LLC
9800 Kincey Ave. Suite 100
Huntersville, NC 28078
(704)875-9092

CERTIFICATIONS

Project:	CPC Huntersville-60674226
Pace Project No.:	92590512

Pace Analytical Services Charlotte

South Carolina Laboratory ID: 99006
9800 Kincey Ave. Ste 100, Huntersville, NC 28078
North Carolina Drinking Water Certification #: 37706
North Carolina Field Services Certification #: 5342
North Carolina Wastewater Certification #: 12
South Carolina Laboratory ID: 99006
South Carolina Certification #: 99006001
South Carolina Drinking Water Cert. #: 99006003
Florida/NELAP Certification #: E87627
Kentucky UST Certification #: 84
Louisiana DoH Drinking Water #: LA029
Virginia/VELAP Certification #: 460221

Pace Analytical Services Asheville

2225 Riverside Drive, Asheville, NC 28804
Florida/NELAP Certification #: E87648
North Carolina Drinking Water Certification #: 37712
North Carolina Wastewater Certification #: 40
South Carolina Laboratory ID: 99030
South Carolina Certification #: 99030001
Virginia/VELAP Certification #: 460222

This report shall not be reproduced, except in full,
without the written consent of Pace Analytical Services, LLC.

Pace Analytical Services, LLC
9800 Kincey Ave. Suite 100
Huntersville, NC 28078
(704)875-9092

SAMPLE SUMMARY

Project: CPC Huntersville-60674226
Pace Project No.: 92590512

Lab ID	Sample ID	Matrix	Date Collected	Date Received
92590512001	**MW-66**	Water	02/28/22 10:05	02/28/22 16:00
92590512002	**MW-67**	Water	02/28/22 11:25	02/28/22 16:00
92590512003	**MW-42**	Water	02/28/22 13:00	02/28/22 16:00
92590512004	**MW-68**	Water	02/28/22 14:15	02/28/22 16:00
92590512005	**EB-2-20220228**	Water	02/28/22 14:30	02/28/22 16:00
92590512006	**FB-2-20220228**	Water	02/28/22 00:00	02/28/22 16:00
92590512007	**TRIP BLANK**	Water	02/28/22 00:00	02/28/22 16:00

This report shall not be reproduced, except in full,
without the written consent of Pace Analytical Services, LLC.

Pace Analytical Services, LLC
9800 Kincey Ave. Suite 100
Huntersville, NC 28078
(704)875-9092

SAMPLE ANALYTE COUNT

Project: CPC Huntersville-60674226
Pace Project No.: 92590512

Lab ID	Sample ID	Method	Analysts	Analytes Reported	Laboratory
92590512001	**MW-66**	MADEP VPH	MAD	6	PASI-C
		EPA 6020B	CRW	1	PASI-A
		SM 6200B	BSH	63	PASI-C
92590512002	**MW-67**	MADEP VPH	MAD	6	PASI-C
		EPA 6020B	CRW	1	PASI-A
		SM 6200B	BSH	63	PASI-C
92590512003	**MW-42**	MADEP VPH	MAD	6	PASI-C
		EPA 6020B	CRW	1	PASI-A
		SM 6200B	BSH	63	PASI-C
92590512004	**MW-68**	MADEP VPH	MAD	6	PASI-C
		EPA 6020B	CRW	1	PASI-A
		SM 6200B	BSH	63	PASI-C
92590512005	**EB-2-20220228**	MADEP VPH	MAD	6	PASI-C
		EPA 6020B	CRW	1	PASI-A
		SM 6200B	BSH	63	PASI-C
92590512006	**FB-2-20220228**	MADEP VPH	MAD	6	PASI-C
		SM 6200B	BSH	63	PASI-C
92590512007	**TRIP BLANK**	SM 6200B	BSH	63	PASI-C

PASI-A = Pace Analytical Services - Asheville
PASI-C = Pace Analytical Services - Charlotte

This report shall not be reproduced, except in full,
without the written consent of Pace Analytical Services, LLC.

Pace Analytical Services, LLC
9800 Kincey Ave. Suite 100
Huntersville, NC 28078
(704)875-9092

ANALYTICAL RESULTS

Project: CPC Huntersville-60674226
Pace Project No.: 92590512

Sample: MW-66 **Lab ID: 92590512001** Collected: 02/28/22 10:05 Received: 02/28/22 16:00 Matrix: Water

Parameters	Results	Units	Report Limit	MDL	DF	Prepared	Analyzed	CAS No.	Qual
VPH NC Water	Analytical Method: MADEP VPH								
	Pace Analytical Services - Charlotte								
Total VPH (C5-C12)	ND	ug/L	50.0	50.0	1		03/01/22 21:01		N2
Aliphatic (C05-C08)	ND	ug/L	50.0	50.0	1		03/01/22 21:01		N2
Aliphatic(C09-C12) Adjusted	ND	ug/L	50.0	50.0	1		03/01/22 21:01		N2
Aromatic (C09-C10)	ND	ug/L	50.0	50.0	1		03/01/22 21:01		N2
Surrogates									
4-Bromofluorobenzene (FID) (S)	99	%	70-130		1		03/01/22 21:01	460-00-4	
4-Bromofluorobenzene (PID) (S)	91	%	70-130		1		03/01/22 21:01	460-00-4	
6020 MET ICPMS	Analytical Method: EPA 6020B Preparation Method: EPA 3010A								
	Pace Analytical Services - Asheville								
Lead	**19.7J**	ug/L	25.0	0.38	5	03/01/22 12:51	03/01/22 18:50	7439-92-1	
6200B MSV	Analytical Method: SM 6200B								
	Pace Analytical Services - Charlotte								
Benzene	ND	ug/L	0.50	0.34	1		03/01/22 18:02	71-43-2	
Bromobenzene	ND	ug/L	0.50	0.29	1		03/01/22 18:02	108-86-1	
Bromochloromethane	ND	ug/L	0.50	0.47	1		03/01/22 18:02	74-97-5	
Bromodichloromethane	**1.1**	ug/L	0.50	0.31	1		03/01/22 18:02	75-27-4	
Bromoform	ND	ug/L	0.50	0.34	1		03/01/22 18:02	75-25-2	
Bromomethane	ND	ug/L	5.0	1.7	1		03/01/22 18:02	74-83-9	
n-Butylbenzene	ND	ug/L	0.50	0.49	1		03/01/22 18:02	104-51-8	
sec-Butylbenzene	ND	ug/L	0.50	0.40	1		03/01/22 18:02	135-98-8	
tert-Butylbenzene	ND	ug/L	0.50	0.32	1		03/01/22 18:02	98-06-6	
Carbon tetrachloride	ND	ug/L	0.50	0.33	1		03/01/22 18:02	56-23-5	
Chlorobenzene	ND	ug/L	0.50	0.28	1		03/01/22 18:02	108-90-7	
Chloroethane	ND	ug/L	1.0	0.65	1		03/01/22 18:02	75-00-3	
Chloroform	**4.3**	ug/L	0.50	0.35	1		03/01/22 18:02	67-66-3	
Chloromethane	ND	ug/L	1.0	0.54	1		03/01/22 18:02	74-87-3	
2-Chlorotoluene	ND	ug/L	0.50	0.32	1		03/01/22 18:02	95-49-8	
4-Chlorotoluene	ND	ug/L	0.50	0.32	1		03/01/22 18:02	106-43-4	
1,2-Dibromo-3-chloropropane	ND	ug/L	1.0	0.34	1		03/01/22 18:02	96-12-8	
Dibromochloromethane	ND	ug/L	0.50	0.36	1		03/01/22 18:02	124-48-1	
1,2-Dibromoethane (EDB)	ND	ug/L	0.50	0.27	1		03/01/22 18:02	106-93-4	
Dibromomethane	ND	ug/L	0.50	0.39	1		03/01/22 18:02	74-95-3	
1,2-Dichlorobenzene	ND	ug/L	0.50	0.34	1		03/01/22 18:02	95-50-1	
1,3-Dichlorobenzene	ND	ug/L	0.50	0.34	1		03/01/22 18:02	541-73-1	
1,4-Dichlorobenzene	ND	ug/L	0.50	0.33	1		03/01/22 18:02	106-46-7	
Dichlorodifluoromethane	ND	ug/L	0.50	0.35	1		03/01/22 18:02	75-71-8	
1,1-Dichloroethane	ND	ug/L	0.50	0.37	1		03/01/22 18:02	75-34-3	
1,2-Dichloroethane	ND	ug/L	0.50	0.32	1		03/01/22 18:02	107-06-2	
1,1-Dichloroethene	ND	ug/L	0.50	0.35	1		03/01/22 18:02	75-35-4	
cis-1,2-Dichloroethene	ND	ug/L	0.50	0.38	1		03/01/22 18:02	156-59-2	
trans-1,2-Dichloroethene	ND	ug/L	0.50	0.40	1		03/01/22 18:02	156-60-5	
1,2-Dichloropropane	ND	ug/L	0.50	0.36	1		03/01/22 18:02	78-87-5	
1,3-Dichloropropane	ND	ug/L	0.50	0.28	1		03/01/22 18:02	142-28-9	

This report shall not be reproduced, except in full,
without the written consent of Pace Analytical Services, LLC.

Pace Analytical Services, LLC
9800 Kincey Ave. Suite 100
Huntersville, NC 28078
(704)875-9092

ANALYTICAL RESULTS

Project: CPC Huntersville-60674226
Pace Project No.: 92590512

Sample: MW-66 **Lab ID: 92590512001** Collected: 02/28/22 10:05 Received: 02/28/22 16:00 Matrix: Water

Parameters	Results	Units	Report Limit	MDL	DF	Prepared	Analyzed	CAS No.	Qual
6200B MSV	Analytical Method: SM 6200B								
	Pace Analytical Services - Charlotte								
2,2-Dichloropropane	ND	ug/L	0.50	0.39	1		03/01/22 18:02	594-20-7	
1,1-Dichloropropene	ND	ug/L	0.50	0.43	1		03/01/22 18:02	563-58-6	
cis-1,3-Dichloropropene	ND	ug/L	0.50	0.36	1		03/01/22 18:02	10061-01-5	
trans-1,3-Dichloropropene	ND	ug/L	0.50	0.36	1		03/01/22 18:02	10061-02-6	
Diisopropyl ether	ND	ug/L	0.50	0.31	1		03/01/22 18:02	108-20-3	
Ethylbenzene	ND	ug/L	0.50	0.30	1		03/01/22 18:02	100-41-4	
Hexachloro-1,3-butadiene	ND	ug/L	2.0	1.5	1		03/01/22 18:02	87-68-3	
Isopropylbenzene (Cumene)	ND	ug/L	0.50	0.33	1		03/01/22 18:02	98-82-8	
Methylene Chloride	ND	ug/L	2.0	2.0	1		03/01/22 18:02	75-09-2	
Methyl-tert-butyl ether	ND	ug/L	0.50	0.42	1		03/01/22 18:02	1634-04-4	
Naphthalene	ND	ug/L	2.0	0.64	1		03/01/22 18:02	91-20-3	
n-Propylbenzene	ND	ug/L	0.50	0.34	1		03/01/22 18:02	103-65-1	
Styrene	ND	ug/L	0.50	0.29	1		03/01/22 18:02	100-42-5	
1,1,1,2-Tetrachloroethane	ND	ug/L	0.50	0.31	1		03/01/22 18:02	630-20-6	
1,1,2,2-Tetrachloroethane	ND	ug/L	0.50	0.22	1		03/01/22 18:02	79-34-5	
Tetrachloroethene	ND	ug/L	0.50	0.29	1		03/01/22 18:02	127-18-4	
Toluene	ND	ug/L	0.50	0.48	1		03/01/22 18:02	108-88-3	
1,2,3-Trichlorobenzene	ND	ug/L	2.0	0.81	1		03/01/22 18:02	87-61-6	
1,2,4-Trichlorobenzene	ND	ug/L	2.0	0.64	1		03/01/22 18:02	120-82-1	
1,1,1-Trichloroethane	ND	ug/L	0.50	0.33	1		03/01/22 18:02	71-55-6	
1,1,2-Trichloroethane	ND	ug/L	0.50	0.32	1		03/01/22 18:02	79-00-5	
Trichloroethene	ND	ug/L	0.50	0.38	1		03/01/22 18:02	79-01-6	
Trichlorofluoromethane	ND	ug/L	1.0	0.30	1		03/01/22 18:02	75-69-4	
1,2,3-Trichloropropane	ND	ug/L	0.50	0.26	1		03/01/22 18:02	96-18-4	
1,2,4-Trimethylbenzene	ND	ug/L	0.50	0.50	1		03/01/22 18:02	95-63-6	
1,3,5-Trimethylbenzene	ND	ug/L	0.50	0.33	1		03/01/22 18:02	108-67-8	
Vinyl chloride	ND	ug/L	1.0	0.39	1		03/01/22 18:02	75-01-4	
m&p-Xylene	ND	ug/L	1.0	0.71	1		03/01/22 18:02	179601-23-1	
o-Xylene	ND	ug/L	0.50	0.34	1		03/01/22 18:02	95-47-6	
Surrogates									
1,2-Dichloroethane-d4 (S)	90	%	70-130		1		03/01/22 18:02	17060-07-0	
4-Bromofluorobenzene (S)	96	%	70-130		1		03/01/22 18:02	460-00-4	
Toluene-d8 (S)	100	%	70-130		1		03/01/22 18:02	2037-26-5	

This report shall not be reproduced, except in full,
without the written consent of Pace Analytical Services, LLC.

Pace Analytical Services, LLC
9800 Kincey Ave. Suite 100
Huntersville, NC 28078
(704)875-9092

ANALYTICAL RESULTS

Project: CPC Huntersville-60674226
Pace Project No.: 92590512

Sample: MW-67 **Lab ID: 92590512002** Collected: 02/28/22 11:25 Received: 02/28/22 16:00 Matrix: Water

Parameters	Results	Units	Report Limit	MDL	DF	Prepared	Analyzed	CAS No.	Qual
VPH NC Water	Analytical Method: MADEP VPH								
	Pace Analytical Services - Charlotte								
Total VPH (C5-C12)	ND	ug/L	50.0	50.0	1		03/01/22 21:30		N2
Aliphatic (C05-C08)	ND	ug/L	50.0	50.0	1		03/01/22 21:30		N2
Aliphatic(C09-C12) Adjusted	ND	ug/L	50.0	50.0	1		03/01/22 21:30		N2
Aromatic (C09-C10)	ND	ug/L	50.0	50.0	1		03/01/22 21:30		N2
Surrogates									
4-Bromofluorobenzene (FID) (S)	99	%	70-130		1		03/01/22 21:30	460-00-4	
4-Bromofluorobenzene (PID) (S)	91	%	70-130		1		03/01/22 21:30	460-00-4	
6020 MET ICPMS	Analytical Method: EPA 6020B Preparation Method: EPA 3010A								
	Pace Analytical Services - Asheville								
Lead	**0.60J**	ug/L	5.0	0.077	1	03/01/22 12:51	03/01/22 19:10	7439-92-1	
6200B MSV	Analytical Method: SM 6200B								
	Pace Analytical Services - Charlotte								
Benzene	ND	ug/L	0.50	0.34	1		03/01/22 18:20	71-43-2	
Bromobenzene	ND	ug/L	0.50	0.29	1		03/01/22 18:20	108-86-1	
Bromochloromethane	ND	ug/L	0.50	0.47	1		03/01/22 18:20	74-97-5	
Bromodichloromethane	ND	ug/L	0.50	0.31	1		03/01/22 18:20	75-27-4	
Bromoform	ND	ug/L	0.50	0.34	1		03/01/22 18:20	75-25-2	
Bromomethane	ND	ug/L	5.0	1.7	1		03/01/22 18:20	74-83-9	
n-Butylbenzene	ND	ug/L	0.50	0.49	1		03/01/22 18:20	104-51-8	
sec-Butylbenzene	ND	ug/L	0.50	0.40	1		03/01/22 18:20	135-98-8	
tert-Butylbenzene	ND	ug/L	0.50	0.32	1		03/01/22 18:20	98-06-6	
Carbon tetrachloride	ND	ug/L	0.50	0.33	1		03/01/22 18:20	56-23-5	
Chlorobenzene	ND	ug/L	0.50	0.28	1		03/01/22 18:20	108-90-7	
Chloroethane	ND	ug/L	1.0	0.65	1		03/01/22 18:20	75-00-3	
Chloroform	ND	ug/L	0.50	0.35	1		03/01/22 18:20	67-66-3	
Chloromethane	ND	ug/L	1.0	0.54	1		03/01/22 18:20	74-87-3	
2-Chlorotoluene	ND	ug/L	0.50	0.32	1		03/01/22 18:20	95-49-8	
4-Chlorotoluene	ND	ug/L	0.50	0.32	1		03/01/22 18:20	106-43-4	
1,2-Dibromo-3-chloropropane	ND	ug/L	1.0	0.34	1		03/01/22 18:20	96-12-8	
Dibromochloromethane	ND	ug/L	0.50	0.36	1		03/01/22 18:20	124-48-1	
1,2-Dibromoethane (EDB)	ND	ug/L	0.50	0.27	1		03/01/22 18:20	106-93-4	
Dibromomethane	ND	ug/L	0.50	0.39	1		03/01/22 18:20	74-95-3	
1,2-Dichlorobenzene	ND	ug/L	0.50	0.34	1		03/01/22 18:20	95-50-1	
1,3-Dichlorobenzene	ND	ug/L	0.50	0.34	1		03/01/22 18:20	541-73-1	
1,4-Dichlorobenzene	ND	ug/L	0.50	0.33	1		03/01/22 18:20	106-46-7	
Dichlorodifluoromethane	ND	ug/L	0.50	0.35	1		03/01/22 18:20	75-71-8	
1,1-Dichloroethane	ND	ug/L	0.50	0.37	1		03/01/22 18:20	75-34-3	
1,2-Dichloroethane	ND	ug/L	0.50	0.32	1		03/01/22 18:20	107-06-2	
1,1-Dichloroethene	ND	ug/L	0.50	0.35	1		03/01/22 18:20	75-35-4	
cis-1,2-Dichloroethene	ND	ug/L	0.50	0.38	1		03/01/22 18:20	156-59-2	
trans-1,2-Dichloroethene	ND	ug/L	0.50	0.40	1		03/01/22 18:20	156-60-5	
1,2-Dichloropropane	ND	ug/L	0.50	0.36	1		03/01/22 18:20	78-87-5	
1,3-Dichloropropane	ND	ug/L	0.50	0.28	1		03/01/22 18:20	142-28-9	

This report shall not be reproduced, except in full,
without the written consent of Pace Analytical Services, LLC.

Pace Analytical Services, LLC
9800 Kincey Ave. Suite 100
Huntersville, NC 28078
(704)875-9092

ANALYTICAL RESULTS

Project: CPC Huntersville-60674226
Pace Project No.: 92590512

Sample: MW-67 **Lab ID: 92590512002** Collected: 02/28/22 11:25 Received: 02/28/22 16:00 Matrix: Water

Parameters	Results	Units	Report Limit	MDL	DF	Prepared	Analyzed	CAS No.	Qual
6200B MSV	Analytical Method: SM 6200B								
	Pace Analytical Services - Charlotte								
2,2-Dichloropropane	ND	ug/L	0.50	0.39	1		03/01/22 18:20	594-20-7	
1,1-Dichloropropene	ND	ug/L	0.50	0.43	1		03/01/22 18:20	563-58-6	
cis-1,3-Dichloropropene	ND	ug/L	0.50	0.36	1		03/01/22 18:20	10061-01-5	
trans-1,3-Dichloropropene	ND	ug/L	0.50	0.36	1		03/01/22 18:20	10061-02-6	
Diisopropyl ether	ND	ug/L	0.50	0.31	1		03/01/22 18:20	108-20-3	
Ethylbenzene	ND	ug/L	0.50	0.30	1		03/01/22 18:20	100-41-4	
Hexachloro-1,3-butadiene	ND	ug/L	2.0	1.5	1		03/01/22 18:20	87-68-3	
Isopropylbenzene (Cumene)	ND	ug/L	0.50	0.33	1		03/01/22 18:20	98-82-8	
Methylene Chloride	ND	ug/L	2.0	2.0	1		03/01/22 18:20	75-09-2	
Methyl-tert-butyl ether	ND	ug/L	0.50	0.42	1		03/01/22 18:20	1634-04-4	
Naphthalene	ND	ug/L	2.0	0.64	1		03/01/22 18:20	91-20-3	
n-Propylbenzene	ND	ug/L	0.50	0.34	1		03/01/22 18:20	103-65-1	
Styrene	ND	ug/L	0.50	0.29	1		03/01/22 18:20	100-42-5	
1,1,1,2-Tetrachloroethane	ND	ug/L	0.50	0.31	1		03/01/22 18:20	630-20-6	
1,1,2,2-Tetrachloroethane	ND	ug/L	0.50	0.22	1		03/01/22 18:20	79-34-5	
Tetrachloroethene	ND	ug/L	0.50	0.29	1		03/01/22 18:20	127-18-4	
Toluene	ND	ug/L	0.50	0.48	1		03/01/22 18:20	108-88-3	
1,2,3-Trichlorobenzene	ND	ug/L	2.0	0.81	1		03/01/22 18:20	87-61-6	
1,2,4-Trichlorobenzene	ND	ug/L	2.0	0.64	1		03/01/22 18:20	120-82-1	
1,1,1-Trichloroethane	ND	ug/L	0.50	0.33	1		03/01/22 18:20	71-55-6	
1,1,2-Trichloroethane	ND	ug/L	0.50	0.32	1		03/01/22 18:20	79-00-5	
Trichloroethene	ND	ug/L	0.50	0.38	1		03/01/22 18:20	79-01-6	
Trichlorofluoromethane	ND	ug/L	1.0	0.30	1		03/01/22 18:20	75-69-4	
1,2,3-Trichloropropane	ND	ug/L	0.50	0.26	1		03/01/22 18:20	96-18-4	
1,2,4-Trimethylbenzene	ND	ug/L	0.50	0.50	1		03/01/22 18:20	95-63-6	
1,3,5-Trimethylbenzene	ND	ug/L	0.50	0.33	1		03/01/22 18:20	108-67-8	
Vinyl chloride	ND	ug/L	1.0	0.39	1		03/01/22 18:20	75-01-4	
m&p-Xylene	ND	ug/L	1.0	0.71	1		03/01/22 18:20	179601-23-1	
o-Xylene	ND	ug/L	0.50	0.34	1		03/01/22 18:20	95-47-6	
Surrogates									
1,2-Dichloroethane-d4 (S)	91	%	70-130		1		03/01/22 18:20	17060-07-0	
4-Bromofluorobenzene (S)	100	%	70-130		1		03/01/22 18:20	460-00-4	
Toluene-d8 (S)	101	%	70-130		1		03/01/22 18:20	2037-26-5	

This report shall not be reproduced, except in full,
without the written consent of Pace Analytical Services, LLC.

Pace Analytical Services, LLC
9800 Kincey Ave. Suite 100
Huntersville, NC 28078
(704)875-9092

ANALYTICAL RESULTS

Project: CPC Huntersville-60674226
Pace Project No.: 92590512

Sample: MW-42 **Lab ID: 92590512003** Collected: 02/28/22 13:00 Received: 02/28/22 16:00 Matrix: Water

Parameters	Results	Units	Report Limit	MDL	DF	Prepared	Analyzed	CAS No.	Qual
VPH NC Water	Analytical Method: MADEP VPH								
	Pace Analytical Services - Charlotte								
Total VPH (C5-C12)	ND	ug/L	50.0	50.0	1		03/01/22 21:58		N2
Aliphatic (C05-C08)	ND	ug/L	50.0	50.0	1		03/01/22 21:58		N2
Aliphatic(C09-C12) Adjusted	ND	ug/L	50.0	50.0	1		03/01/22 21:58		N2
Aromatic (C09-C10)	ND	ug/L	50.0	50.0	1		03/01/22 21:58		N2
Surrogates									
4-Bromofluorobenzene (FID) (S)	99	%	70-130		1		03/01/22 21:58	460-00-4	
4-Bromofluorobenzene (PID) (S)	91	%	70-130		1		03/01/22 21:58	460-00-4	
6020 MET ICPMS	Analytical Method: EPA 6020B Preparation Method: EPA 3010A								
	Pace Analytical Services - Asheville								
Lead	ND	ug/L	5.0	0.077	1	03/01/22 12:51	03/01/22 19:14	7439-92-1	
6200B MSV	Analytical Method: SM 6200B								
	Pace Analytical Services - Charlotte								
Benzene	ND	ug/L	0.50	0.34	1		03/01/22 18:38	71-43-2	
Bromobenzene	ND	ug/L	0.50	0.29	1		03/01/22 18:38	108-86-1	
Bromochloromethane	ND	ug/L	0.50	0.47	1		03/01/22 18:38	74-97-5	
Bromodichloromethane	ND	ug/L	0.50	0.31	1		03/01/22 18:38	75-27-4	
Bromoform	ND	ug/L	0.50	0.34	1		03/01/22 18:38	75-25-2	
Bromomethane	ND	ug/L	5.0	1.7	1		03/01/22 18:38	74-83-9	
n-Butylbenzene	ND	ug/L	0.50	0.49	1		03/01/22 18:38	104-51-8	
sec-Butylbenzene	ND	ug/L	0.50	0.40	1		03/01/22 18:38	135-98-8	
tert-Butylbenzene	ND	ug/L	0.50	0.32	1		03/01/22 18:38	98-06-6	
Carbon tetrachloride	ND	ug/L	0.50	0.33	1		03/01/22 18:38	56-23-5	
Chlorobenzene	ND	ug/L	0.50	0.28	1		03/01/22 18:38	108-90-7	
Chloroethane	ND	ug/L	1.0	0.65	1		03/01/22 18:38	75-00-3	
Chloroform	ND	ug/L	0.50	0.35	1		03/01/22 18:38	67-66-3	
Chloromethane	ND	ug/L	1.0	0.54	1		03/01/22 18:38	74-87-3	
2-Chlorotoluene	ND	ug/L	0.50	0.32	1		03/01/22 18:38	95-49-8	
4-Chlorotoluene	ND	ug/L	0.50	0.32	1		03/01/22 18:38	106-43-4	
1,2-Dibromo-3-chloropropane	ND	ug/L	1.0	0.34	1		03/01/22 18:38	96-12-8	
Dibromochloromethane	ND	ug/L	0.50	0.36	1		03/01/22 18:38	124-48-1	
1,2-Dibromoethane (EDB)	ND	ug/L	0.50	0.27	1		03/01/22 18:38	106-93-4	
Dibromomethane	ND	ug/L	0.50	0.39	1		03/01/22 18:38	74-95-3	
1,2-Dichlorobenzene	ND	ug/L	0.50	0.34	1		03/01/22 18:38	95-50-1	
1,3-Dichlorobenzene	ND	ug/L	0.50	0.34	1		03/01/22 18:38	541-73-1	
1,4-Dichlorobenzene	ND	ug/L	0.50	0.33	1		03/01/22 18:38	106-46-7	
Dichlorodifluoromethane	ND	ug/L	0.50	0.35	1		03/01/22 18:38	75-71-8	
1,1-Dichloroethane	ND	ug/L	0.50	0.37	1		03/01/22 18:38	75-34-3	
1,2-Dichloroethane	ND	ug/L	0.50	0.32	1		03/01/22 18:38	107-06-2	
1,1-Dichloroethene	ND	ug/L	0.50	0.35	1		03/01/22 18:38	75-35-4	
cis-1,2-Dichloroethene	ND	ug/L	0.50	0.38	1		03/01/22 18:38	156-59-2	
trans-1,2-Dichloroethene	ND	ug/L	0.50	0.40	1		03/01/22 18:38	156-60-5	
1,2-Dichloropropane	ND	ug/L	0.50	0.36	1		03/01/22 18:38	78-87-5	
1,3-Dichloropropane	ND	ug/L	0.50	0.28	1		03/01/22 18:38	142-28-9	

This report shall not be reproduced, except in full,
without the written consent of Pace Analytical Services, LLC.

Pace Analytical Services, LLC
9800 Kincey Ave. Suite 100
Huntersville, NC 28078
(704)875-9092

ANALYTICAL RESULTS

Project: CPC Huntersville-60674226
Pace Project No.: 92590512

Sample: MW-42 **Lab ID: 92590512003** Collected: 02/28/22 13:00 Received: 02/28/22 16:00 Matrix: Water

Parameters	Results	Units	Report Limit	MDL	DF	Prepared	Analyzed	CAS No.	Qual
6200B MSV	Analytical Method: SM 6200B								
	Pace Analytical Services - Charlotte								
2,2-Dichloropropane	ND	ug/L	0.50	0.39	1		03/01/22 18:38	594-20-7	
1,1-Dichloropropene	ND	ug/L	0.50	0.43	1		03/01/22 18:38	563-58-6	
cis-1,3-Dichloropropene	ND	ug/L	0.50	0.36	1		03/01/22 18:38	10061-01-5	
trans-1,3-Dichloropropene	ND	ug/L	0.50	0.36	1		03/01/22 18:38	10061-02-6	
Diisopropyl ether	ND	ug/L	0.50	0.31	1		03/01/22 18:38	108-20-3	
Ethylbenzene	ND	ug/L	0.50	0.30	1		03/01/22 18:38	100-41-4	
Hexachloro-1,3-butadiene	ND	ug/L	2.0	1.5	1		03/01/22 18:38	87-68-3	
Isopropylbenzene (Cumene)	ND	ug/L	0.50	0.33	1		03/01/22 18:38	98-82-8	
Methylene Chloride	ND	ug/L	2.0	2.0	1		03/01/22 18:38	75-09-2	
Methyl-tert-butyl ether	ND	ug/L	0.50	0.42	1		03/01/22 18:38	1634-04-4	
Naphthalene	ND	ug/L	2.0	0.64	1		03/01/22 18:38	91-20-3	
n-Propylbenzene	ND	ug/L	0.50	0.34	1		03/01/22 18:38	103-65-1	
Styrene	ND	ug/L	0.50	0.29	1		03/01/22 18:38	100-42-5	
1,1,1,2-Tetrachloroethane	ND	ug/L	0.50	0.31	1		03/01/22 18:38	630-20-6	
1,1,2,2-Tetrachloroethane	ND	ug/L	0.50	0.22	1		03/01/22 18:38	79-34-5	
Tetrachloroethene	ND	ug/L	0.50	0.29	1		03/01/22 18:38	127-18-4	
Toluene	ND	ug/L	0.50	0.48	1		03/01/22 18:38	108-88-3	
1,2,3-Trichlorobenzene	ND	ug/L	2.0	0.81	1		03/01/22 18:38	87-61-6	
1,2,4-Trichlorobenzene	ND	ug/L	2.0	0.64	1		03/01/22 18:38	120-82-1	
1,1,1-Trichloroethane	ND	ug/L	0.50	0.33	1		03/01/22 18:38	71-55-6	
1,1,2-Trichloroethane	ND	ug/L	0.50	0.32	1		03/01/22 18:38	79-00-5	
Trichloroethene	ND	ug/L	0.50	0.38	1		03/01/22 18:38	79-01-6	
Trichlorofluoromethane	ND	ug/L	1.0	0.30	1		03/01/22 18:38	75-69-4	
1,2,3-Trichloropropane	ND	ug/L	0.50	0.26	1		03/01/22 18:38	96-18-4	
1,2,4-Trimethylbenzene	ND	ug/L	0.50	0.50	1		03/01/22 18:38	95-63-6	
1,3,5-Trimethylbenzene	ND	ug/L	0.50	0.33	1		03/01/22 18:38	108-67-8	
Vinyl chloride	ND	ug/L	1.0	0.39	1		03/01/22 18:38	75-01-4	
m&p-Xylene	ND	ug/L	1.0	0.71	1		03/01/22 18:38	179601-23-1	
o-Xylene	ND	ug/L	0.50	0.34	1		03/01/22 18:38	95-47-6	
Surrogates									
1,2-Dichloroethane-d4 (S)	90	%	70-130		1		03/01/22 18:38	17060-07-0	
4-Bromofluorobenzene (S)	98	%	70-130		1		03/01/22 18:38	460-00-4	
Toluene-d8 (S)	101	%	70-130		1		03/01/22 18:38	2037-26-5	

This report shall not be reproduced, except in full,
without the written consent of Pace Analytical Services, LLC.

Pace Analytical Services, LLC
9800 Kincey Ave. Suite 100
Huntersville, NC 28078
(704)875-9092

ANALYTICAL RESULTS

Project: CPC Huntersville-60674226
Pace Project No.: 92590512

Sample: MW-68 **Lab ID: 92590512004** Collected: 02/28/22 14:15 Received: 02/28/22 16:00 Matrix: Water

Parameters	Results	Units	Report Limit	MDL	DF	Prepared	Analyzed	CAS No.	Qual
VPH NC Water	Analytical Method: MADEP VPH								
	Pace Analytical Services - Charlotte								
Total VPH (C5-C12)	ND	ug/L	50.0	50.0	1		03/01/22 22:27		N2
Aliphatic (C05-C08)	ND	ug/L	50.0	50.0	1		03/01/22 22:27		N2
Aliphatic(C09-C12) Adjusted	ND	ug/L	50.0	50.0	1		03/01/22 22:27		N2
Aromatic (C09-C10)	ND	ug/L	50.0	50.0	1		03/01/22 22:27		N2
Surrogates									
4-Bromofluorobenzene (FID) (S)	103	%	70-130		1		03/01/22 22:27	460-00-4	
4-Bromofluorobenzene (PID) (S)	95	%	70-130		1		03/01/22 22:27	460-00-4	
6020 MET ICPMS	Analytical Method: EPA 6020B Preparation Method: EPA 3010A								
	Pace Analytical Services - Asheville								
Lead	**0.55J**	ug/L	5.0	0.077	1	03/01/22 12:51	03/01/22 19:18	7439-92-1	
6200B MSV	Analytical Method: SM 6200B								
	Pace Analytical Services - Charlotte								
Benzene	ND	ug/L	0.50	0.34	1		03/01/22 18:56	71-43-2	
Bromobenzene	ND	ug/L	0.50	0.29	1		03/01/22 18:56	108-86-1	
Bromochloromethane	ND	ug/L	0.50	0.47	1		03/01/22 18:56	74-97-5	
Bromodichloromethane	ND	ug/L	0.50	0.31	1		03/01/22 18:56	75-27-4	
Bromoform	ND	ug/L	0.50	0.34	1		03/01/22 18:56	75-25-2	
Bromomethane	ND	ug/L	5.0	1.7	1		03/01/22 18:56	74-83-9	
n-Butylbenzene	ND	ug/L	0.50	0.49	1		03/01/22 18:56	104-51-8	
sec-Butylbenzene	ND	ug/L	0.50	0.40	1		03/01/22 18:56	135-98-8	
tert-Butylbenzene	ND	ug/L	0.50	0.32	1		03/01/22 18:56	98-06-6	
Carbon tetrachloride	ND	ug/L	0.50	0.33	1		03/01/22 18:56	56-23-5	
Chlorobenzene	ND	ug/L	0.50	0.28	1		03/01/22 18:56	108-90-7	
Chloroethane	ND	ug/L	1.0	0.65	1		03/01/22 18:56	75-00-3	
Chloroform	ND	ug/L	0.50	0.35	1		03/01/22 18:56	67-66-3	
Chloromethane	ND	ug/L	1.0	0.54	1		03/01/22 18:56	74-87-3	
2-Chlorotoluene	ND	ug/L	0.50	0.32	1		03/01/22 18:56	95-49-8	
4-Chlorotoluene	ND	ug/L	0.50	0.32	1		03/01/22 18:56	106-43-4	
1,2-Dibromo-3-chloropropane	ND	ug/L	1.0	0.34	1		03/01/22 18:56	96-12-8	
Dibromochloromethane	ND	ug/L	0.50	0.36	1		03/01/22 18:56	124-48-1	
1,2-Dibromoethane (EDB)	ND	ug/L	0.50	0.27	1		03/01/22 18:56	106-93-4	
Dibromomethane	ND	ug/L	0.50	0.39	1		03/01/22 18:56	74-95-3	
1,2-Dichlorobenzene	ND	ug/L	0.50	0.34	1		03/01/22 18:56	95-50-1	
1,3-Dichlorobenzene	ND	ug/L	0.50	0.34	1		03/01/22 18:56	541-73-1	
1,4-Dichlorobenzene	ND	ug/L	0.50	0.33	1		03/01/22 18:56	106-46-7	
Dichlorodifluoromethane	ND	ug/L	0.50	0.35	1		03/01/22 18:56	75-71-8	
1,1-Dichloroethane	ND	ug/L	0.50	0.37	1		03/01/22 18:56	75-34-3	
1,2-Dichloroethane	ND	ug/L	0.50	0.32	1		03/01/22 18:56	107-06-2	
1,1-Dichloroethene	ND	ug/L	0.50	0.35	1		03/01/22 18:56	75-35-4	
cis-1,2-Dichloroethene	ND	ug/L	0.50	0.38	1		03/01/22 18:56	156-59-2	
trans-1,2-Dichloroethene	ND	ug/L	0.50	0.40	1		03/01/22 18:56	156-60-5	
1,2-Dichloropropane	ND	ug/L	0.50	0.36	1		03/01/22 18:56	78-87-5	
1,3-Dichloropropane	ND	ug/L	0.50	0.28	1		03/01/22 18:56	142-28-9	

This report shall not be reproduced, except in full,
without the written consent of Pace Analytical Services, LLC.

Pace Analytical Services, LLC
9800 Kincey Ave. Suite 100
Huntersville, NC 28078
(704)875-9092

ANALYTICAL RESULTS

Project: CPC Huntersville-60674226
Pace Project No.: 92590512

Sample: MW-68 **Lab ID: 92590512004** Collected: 02/28/22 14:15 Received: 02/28/22 16:00 Matrix: Water

Parameters	Results	Units	Report Limit	MDL	DF	Prepared	Analyzed	CAS No.	Qual
6200B MSV	Analytical Method: SM 6200B								
	Pace Analytical Services - Charlotte								
2,2-Dichloropropane	ND	ug/L	0.50	0.39	1		03/01/22 18:56	594-20-7	
1,1-Dichloropropene	ND	ug/L	0.50	0.43	1		03/01/22 18:56	563-58-6	
cis-1,3-Dichloropropene	ND	ug/L	0.50	0.36	1		03/01/22 18:56	10061-01-5	
trans-1,3-Dichloropropene	ND	ug/L	0.50	0.36	1		03/01/22 18:56	10061-02-6	
Diisopropyl ether	ND	ug/L	0.50	0.31	1		03/01/22 18:56	108-20-3	
Ethylbenzene	ND	ug/L	0.50	0.30	1		03/01/22 18:56	100-41-4	
Hexachloro-1,3-butadiene	ND	ug/L	2.0	1.5	1		03/01/22 18:56	87-68-3	
Isopropylbenzene (Cumene)	ND	ug/L	0.50	0.33	1		03/01/22 18:56	98-82-8	
Methylene Chloride	ND	ug/L	2.0	2.0	1		03/01/22 18:56	75-09-2	
Methyl-tert-butyl ether	ND	ug/L	0.50	0.42	1		03/01/22 18:56	1634-04-4	
Naphthalene	ND	ug/L	2.0	0.64	1		03/01/22 18:56	91-20-3	
n-Propylbenzene	ND	ug/L	0.50	0.34	1		03/01/22 18:56	103-65-1	
Styrene	ND	ug/L	0.50	0.29	1		03/01/22 18:56	100-42-5	
1,1,1,2-Tetrachloroethane	ND	ug/L	0.50	0.31	1		03/01/22 18:56	630-20-6	
1,1,2,2-Tetrachloroethane	ND	ug/L	0.50	0.22	1		03/01/22 18:56	79-34-5	
Tetrachloroethene	ND	ug/L	0.50	0.29	1		03/01/22 18:56	127-18-4	
Toluene	ND	ug/L	0.50	0.48	1		03/01/22 18:56	108-88-3	
1,2,3-Trichlorobenzene	ND	ug/L	2.0	0.81	1		03/01/22 18:56	87-61-6	
1,2,4-Trichlorobenzene	ND	ug/L	2.0	0.64	1		03/01/22 18:56	120-82-1	
1,1,1-Trichloroethane	ND	ug/L	0.50	0.33	1		03/01/22 18:56	71-55-6	
1,1,2-Trichloroethane	ND	ug/L	0.50	0.32	1		03/01/22 18:56	79-00-5	
Trichloroethene	ND	ug/L	0.50	0.38	1		03/01/22 18:56	79-01-6	
Trichlorofluoromethane	ND	ug/L	1.0	0.30	1		03/01/22 18:56	75-69-4	
1,2,3-Trichloropropane	ND	ug/L	0.50	0.26	1		03/01/22 18:56	96-18-4	
1,2,4-Trimethylbenzene	ND	ug/L	0.50	0.50	1		03/01/22 18:56	95-63-6	
1,3,5-Trimethylbenzene	ND	ug/L	0.50	0.33	1		03/01/22 18:56	108-67-8	
Vinyl chloride	ND	ug/L	1.0	0.39	1		03/01/22 18:56	75-01-4	
m&p-Xylene	ND	ug/L	1.0	0.71	1		03/01/22 18:56	179601-23-1	
o-Xylene	ND	ug/L	0.50	0.34	1		03/01/22 18:56	95-47-6	
Surrogates									
1,2-Dichloroethane-d4 (S)	89	%	70-130		1		03/01/22 18:56	17060-07-0	
4-Bromofluorobenzene (S)	98	%	70-130		1		03/01/22 18:56	460-00-4	
Toluene-d8 (S)	100	%	70-130		1		03/01/22 18:56	2037-26-5	

This report shall not be reproduced, except in full,
without the written consent of Pace Analytical Services, LLC.

Pace Analytical Services, LLC
9800 Kincey Ave. Suite 100
Huntersville, NC 28078
(704)875-9092

ANALYTICAL RESULTS

Project: CPC Huntersville-60674226
Pace Project No.: 92590512

Sample: EB-2-20220228 **Lab ID: 92590512005** Collected: 02/28/22 14:30 Received: 02/28/22 16:00 Matrix: Water

Parameters	Results	Units	Report Limit	MDL	DF	Prepared	Analyzed	CAS No.	Qual
VPH NC Water	Analytical Method: MADEP VPH								
	Pace Analytical Services - Charlotte								
Total VPH (C5-C12)	ND	ug/L	50.0	50.0	1		03/01/22 22:56		N2
Aliphatic (C05-C08)	ND	ug/L	50.0	50.0	1		03/01/22 22:56		N2
Aliphatic(C09-C12) Adjusted	ND	ug/L	50.0	50.0	1		03/01/22 22:56		N2
Aromatic (C09-C10)	ND	ug/L	50.0	50.0	1		03/01/22 22:56		N2
Surrogates									
4-Bromofluorobenzene (FID) (S)	97	%	70-130		1		03/01/22 22:56	460-00-4	
4-Bromofluorobenzene (PID) (S)	89	%	70-130		1		03/01/22 22:56	460-00-4	
6020 MET ICPMS	Analytical Method: EPA 6020B Preparation Method: EPA 3010A								
	Pace Analytical Services - Asheville								
Lead	ND	ug/L	5.0	0.077	1	03/01/22 12:51	03/01/22 19:30	7439-92-1	
6200B MSV	Analytical Method: SM 6200B								
	Pace Analytical Services - Charlotte								
Benzene	ND	ug/L	0.50	0.34	1		03/01/22 14:28	71-43-2	
Bromobenzene	ND	ug/L	0.50	0.29	1		03/01/22 14:28	108-86-1	
Bromochloromethane	ND	ug/L	0.50	0.47	1		03/01/22 14:28	74-97-5	
Bromodichloromethane	ND	ug/L	0.50	0.31	1		03/01/22 14:28	75-27-4	
Bromoform	ND	ug/L	0.50	0.34	1		03/01/22 14:28	75-25-2	
Bromomethane	ND	ug/L	5.0	1.7	1		03/01/22 14:28	74-83-9	
n-Butylbenzene	ND	ug/L	0.50	0.49	1		03/01/22 14:28	104-51-8	
sec-Butylbenzene	ND	ug/L	0.50	0.40	1		03/01/22 14:28	135-98-8	
tert-Butylbenzene	ND	ug/L	0.50	0.32	1		03/01/22 14:28	98-06-6	
Carbon tetrachloride	ND	ug/L	0.50	0.33	1		03/01/22 14:28	56-23-5	
Chlorobenzene	ND	ug/L	0.50	0.28	1		03/01/22 14:28	108-90-7	
Chloroethane	ND	ug/L	1.0	0.65	1		03/01/22 14:28	75-00-3	
Chloroform	ND	ug/L	0.50	0.35	1		03/01/22 14:28	67-66-3	
Chloromethane	ND	ug/L	1.0	0.54	1		03/01/22 14:28	74-87-3	
2-Chlorotoluene	ND	ug/L	0.50	0.32	1		03/01/22 14:28	95-49-8	
4-Chlorotoluene	ND	ug/L	0.50	0.32	1		03/01/22 14:28	106-43-4	
1,2-Dibromo-3-chloropropane	ND	ug/L	1.0	0.34	1		03/01/22 14:28	96-12-8	
Dibromochloromethane	ND	ug/L	0.50	0.36	1		03/01/22 14:28	124-48-1	
1,2-Dibromoethane (EDB)	ND	ug/L	0.50	0.27	1		03/01/22 14:28	106-93-4	
Dibromomethane	ND	ug/L	0.50	0.39	1		03/01/22 14:28	74-95-3	
1,2-Dichlorobenzene	ND	ug/L	0.50	0.34	1		03/01/22 14:28	95-50-1	
1,3-Dichlorobenzene	ND	ug/L	0.50	0.34	1		03/01/22 14:28	541-73-1	
1,4-Dichlorobenzene	ND	ug/L	0.50	0.33	1		03/01/22 14:28	106-46-7	
Dichlorodifluoromethane	ND	ug/L	0.50	0.35	1		03/01/22 14:28	75-71-8	
1,1-Dichloroethane	ND	ug/L	0.50	0.37	1		03/01/22 14:28	75-34-3	
1,2-Dichloroethane	ND	ug/L	0.50	0.32	1		03/01/22 14:28	107-06-2	
1,1-Dichloroethene	ND	ug/L	0.50	0.35	1		03/01/22 14:28	75-35-4	
cis-1,2-Dichloroethene	ND	ug/L	0.50	0.38	1		03/01/22 14:28	156-59-2	
trans-1,2-Dichloroethene	ND	ug/L	0.50	0.40	1		03/01/22 14:28	156-60-5	
1,2-Dichloropropane	ND	ug/L	0.50	0.36	1		03/01/22 14:28	78-87-5	
1,3-Dichloropropane	ND	ug/L	0.50	0.28	1		03/01/22 14:28	142-28-9	

This report shall not be reproduced, except in full,
without the written consent of Pace Analytical Services, LLC.

Pace Analytical Services, LLC
9800 Kincey Ave. Suite 100
Huntersville, NC 28078
(704)875-9092

ANALYTICAL RESULTS

Project: CPC Huntersville-60674226
Pace Project No.: 92590512

Sample: EB-2-20220228 **Lab ID: 92590512005** Collected: 02/28/22 14:30 Received: 02/28/22 16:00 Matrix: Water

Parameters	Results	Units	Report Limit	MDL	DF	Prepared	Analyzed	CAS No.	Qual
6200B MSV	Analytical Method: SM 6200B								
	Pace Analytical Services - Charlotte								
2,2-Dichloropropane	ND	ug/L	0.50	0.39	1		03/01/22 14:28	594-20-7	
1,1-Dichloropropene	ND	ug/L	0.50	0.43	1		03/01/22 14:28	563-58-6	
cis-1,3-Dichloropropene	ND	ug/L	0.50	0.36	1		03/01/22 14:28	10061-01-5	
trans-1,3-Dichloropropene	ND	ug/L	0.50	0.36	1		03/01/22 14:28	10061-02-6	
Diisopropyl ether	ND	ug/L	0.50	0.31	1		03/01/22 14:28	108-20-3	
Ethylbenzene	ND	ug/L	0.50	0.30	1		03/01/22 14:28	100-41-4	
Hexachloro-1,3-butadiene	ND	ug/L	2.0	1.5	1		03/01/22 14:28	87-68-3	
Isopropylbenzene (Cumene)	ND	ug/L	0.50	0.33	1		03/01/22 14:28	98-82-8	
Methylene Chloride	ND	ug/L	2.0	2.0	1		03/01/22 14:28	75-09-2	
Methyl-tert-butyl ether	ND	ug/L	0.50	0.42	1		03/01/22 14:28	1634-04-4	
Naphthalene	ND	ug/L	2.0	0.64	1		03/01/22 14:28	91-20-3	
n-Propylbenzene	ND	ug/L	0.50	0.34	1		03/01/22 14:28	103-65-1	
Styrene	ND	ug/L	0.50	0.29	1		03/01/22 14:28	100-42-5	
1,1,1,2-Tetrachloroethane	ND	ug/L	0.50	0.31	1		03/01/22 14:28	630-20-6	
1,1,2,2-Tetrachloroethane	ND	ug/L	0.50	0.22	1		03/01/22 14:28	79-34-5	
Tetrachloroethene	ND	ug/L	0.50	0.29	1		03/01/22 14:28	127-18-4	
Toluene	ND	ug/L	0.50	0.48	1		03/01/22 14:28	108-88-3	
1,2,3-Trichlorobenzene	ND	ug/L	2.0	0.81	1		03/01/22 14:28	87-61-6	
1,2,4-Trichlorobenzene	ND	ug/L	2.0	0.64	1		03/01/22 14:28	120-82-1	
1,1,1-Trichloroethane	ND	ug/L	0.50	0.33	1		03/01/22 14:28	71-55-6	
1,1,2-Trichloroethane	ND	ug/L	0.50	0.32	1		03/01/22 14:28	79-00-5	
Trichloroethene	ND	ug/L	0.50	0.38	1		03/01/22 14:28	79-01-6	
Trichlorofluoromethane	ND	ug/L	1.0	0.30	1		03/01/22 14:28	75-69-4	
1,2,3-Trichloropropane	ND	ug/L	0.50	0.26	1		03/01/22 14:28	96-18-4	
1,2,4-Trimethylbenzene	ND	ug/L	0.50	0.50	1		03/01/22 14:28	95-63-6	
1,3,5-Trimethylbenzene	ND	ug/L	0.50	0.33	1		03/01/22 14:28	108-67-8	
Vinyl chloride	ND	ug/L	1.0	0.39	1		03/01/22 14:28	75-01-4	
m&p-Xylene	ND	ug/L	1.0	0.71	1		03/01/22 14:28	179601-23-1	
o-Xylene	ND	ug/L	0.50	0.34	1		03/01/22 14:28	95-47-6	
Surrogates									
1,2-Dichloroethane-d4 (S)	92	%	70-130		1		03/01/22 14:28	17060-07-0	
4-Bromofluorobenzene (S)	100	%	70-130		1		03/01/22 14:28	460-00-4	
Toluene-d8 (S)	101	%	70-130		1		03/01/22 14:28	2037-26-5	

This report shall not be reproduced, except in full,
without the written consent of Pace Analytical Services, LLC.

Pace Analytical Services, LLC
9800 Kincey Ave. Suite 100
Huntersville, NC 28078
(704)875-9092

ANALYTICAL RESULTS

Project: CPC Huntersville-60674226
Pace Project No.: 92590512

Sample: FB-2-20220228 **Lab ID: 92590512006** Collected: 02/28/22 00:00 Received: 02/28/22 16:00 Matrix: Water

Parameters	Results	Units	Report Limit	MDL	DF	Prepared	Analyzed	CAS No.	Qual
VPH NC Water	Analytical Method: MADEP VPH								
	Pace Analytical Services - Charlotte								
Total VPH (C5-C12)	ND	ug/L	50.0	50.0	1		03/01/22 23:25		N2
Aliphatic (C05-C08)	ND	ug/L	50.0	50.0	1		03/01/22 23:25		N2
Aliphatic(C09-C12) Adjusted	ND	ug/L	50.0	50.0	1		03/01/22 23:25		N2
Aromatic (C09-C10)	ND	ug/L	50.0	50.0	1		03/01/22 23:25		N2
Surrogates									
4-Bromofluorobenzene (FID) (S)	103	%	70-130		1		03/01/22 23:25	460-00-4	
4-Bromofluorobenzene (PID) (S)	95	%	70-130		1		03/01/22 23:25	460-00-4	
6200B MSV	Analytical Method: SM 6200B								
	Pace Analytical Services - Charlotte								
Benzene	ND	ug/L	0.50	0.34	1		03/01/22 14:46	71-43-2	
Bromobenzene	ND	ug/L	0.50	0.29	1		03/01/22 14:46	108-86-1	
Bromochloromethane	ND	ug/L	0.50	0.47	1		03/01/22 14:46	74-97-5	
Bromodichloromethane	ND	ug/L	0.50	0.31	1		03/01/22 14:46	75-27-4	
Bromoform	ND	ug/L	0.50	0.34	1		03/01/22 14:46	75-25-2	
Bromomethane	ND	ug/L	5.0	1.7	1		03/01/22 14:46	74-83-9	
n-Butylbenzene	ND	ug/L	0.50	0.49	1		03/01/22 14:46	104-51-8	
sec-Butylbenzene	ND	ug/L	0.50	0.40	1		03/01/22 14:46	135-98-8	
tert-Butylbenzene	ND	ug/L	0.50	0.32	1		03/01/22 14:46	98-06-6	
Carbon tetrachloride	ND	ug/L	0.50	0.33	1		03/01/22 14:46	56-23-5	
Chlorobenzene	ND	ug/L	0.50	0.28	1		03/01/22 14:46	108-90-7	
Chloroethane	ND	ug/L	1.0	0.65	1		03/01/22 14:46	75-00-3	
Chloroform	ND	ug/L	0.50	0.35	1		03/01/22 14:46	67-66-3	
Chloromethane	ND	ug/L	1.0	0.54	1		03/01/22 14:46	74-87-3	
2-Chlorotoluene	ND	ug/L	0.50	0.32	1		03/01/22 14:46	95-49-8	
4-Chlorotoluene	ND	ug/L	0.50	0.32	1		03/01/22 14:46	106-43-4	
1,2-Dibromo-3-chloropropane	ND	ug/L	1.0	0.34	1		03/01/22 14:46	96-12-8	
Dibromochloromethane	ND	ug/L	0.50	0.36	1		03/01/22 14:46	124-48-1	
1,2-Dibromoethane (EDB)	ND	ug/L	0.50	0.27	1		03/01/22 14:46	106-93-4	
Dibromomethane	ND	ug/L	0.50	0.39	1		03/01/22 14:46	74-95-3	
1,2-Dichlorobenzene	ND	ug/L	0.50	0.34	1		03/01/22 14:46	95-50-1	
1,3-Dichlorobenzene	ND	ug/L	0.50	0.34	1		03/01/22 14:46	541-73-1	
1,4-Dichlorobenzene	ND	ug/L	0.50	0.33	1		03/01/22 14:46	106-46-7	
Dichlorodifluoromethane	ND	ug/L	0.50	0.35	1		03/01/22 14:46	75-71-8	
1,1-Dichloroethane	ND	ug/L	0.50	0.37	1		03/01/22 14:46	75-34-3	
1,2-Dichloroethane	ND	ug/L	0.50	0.32	1		03/01/22 14:46	107-06-2	
1,1-Dichloroethene	ND	ug/L	0.50	0.35	1		03/01/22 14:46	75-35-4	
cis-1,2-Dichloroethene	ND	ug/L	0.50	0.38	1		03/01/22 14:46	156-59-2	
trans-1,2-Dichloroethene	ND	ug/L	0.50	0.40	1		03/01/22 14:46	156-60-5	
1,2-Dichloropropane	ND	ug/L	0.50	0.36	1		03/01/22 14:46	78-87-5	
1,3-Dichloropropane	ND	ug/L	0.50	0.28	1		03/01/22 14:46	142-28-9	
2,2-Dichloropropane	ND	ug/L	0.50	0.39	1		03/01/22 14:46	594-20-7	
1,1-Dichloropropene	ND	ug/L	0.50	0.43	1		03/01/22 14:46	563-58-6	
cis-1,3-Dichloropropene	ND	ug/L	0.50	0.36	1		03/01/22 14:46	10061-01-5	
trans-1,3-Dichloropropene	ND	ug/L	0.50	0.36	1		03/01/22 14:46	10061-02-6	

This report shall not be reproduced, except in full,
without the written consent of Pace Analytical Services, LLC.

Pace Analytical Services, LLC
9800 Kincey Ave. Suite 100
Huntersville, NC 28078
(704)875-9092

ANALYTICAL RESULTS

Project: CPC Huntersville-60674226
Pace Project No.: 92590512

Sample: FB-2-20220228 **Lab ID: 92590512006** Collected: 02/28/22 00:00 Received: 02/28/22 16:00 Matrix: Water

Parameters	Results	Units	Report Limit	MDL	DF	Prepared	Analyzed	CAS No.	Qual
6200B MSV	Analytical Method: SM 6200B								
	Pace Analytical Services - Charlotte								
Diisopropyl ether	ND	ug/L	0.50	0.31	1		03/01/22 14:46	108-20-3	
Ethylbenzene	ND	ug/L	0.50	0.30	1		03/01/22 14:46	100-41-4	
Hexachloro-1,3-butadiene	ND	ug/L	2.0	1.5	1		03/01/22 14:46	87-68-3	
Isopropylbenzene (Cumene)	ND	ug/L	0.50	0.33	1		03/01/22 14:46	98-82-8	
Methylene Chloride	ND	ug/L	2.0	2.0	1		03/01/22 14:46	75-09-2	
Methyl-tert-butyl ether	ND	ug/L	0.50	0.42	1		03/01/22 14:46	1634-04-4	
Naphthalene	ND	ug/L	2.0	0.64	1		03/01/22 14:46	91-20-3	
n-Propylbenzene	ND	ug/L	0.50	0.34	1		03/01/22 14:46	103-65-1	
Styrene	ND	ug/L	0.50	0.29	1		03/01/22 14:46	100-42-5	
1,1,1,2-Tetrachloroethane	ND	ug/L	0.50	0.31	1		03/01/22 14:46	630-20-6	
1,1,2,2-Tetrachloroethane	ND	ug/L	0.50	0.22	1		03/01/22 14:46	79-34-5	
Tetrachloroethene	ND	ug/L	0.50	0.29	1		03/01/22 14:46	127-18-4	
Toluene	ND	ug/L	0.50	0.48	1		03/01/22 14:46	108-88-3	
1,2,3-Trichlorobenzene	ND	ug/L	2.0	0.81	1		03/01/22 14:46	87-61-6	
1,2,4-Trichlorobenzene	ND	ug/L	2.0	0.64	1		03/01/22 14:46	120-82-1	
1,1,1-Trichloroethane	ND	ug/L	0.50	0.33	1		03/01/22 14:46	71-55-6	
1,1,2-Trichloroethane	ND	ug/L	0.50	0.32	1		03/01/22 14:46	79-00-5	
Trichloroethene	ND	ug/L	0.50	0.38	1		03/01/22 14:46	79-01-6	
Trichlorofluoromethane	ND	ug/L	1.0	0.30	1		03/01/22 14:46	75-69-4	
1,2,3-Trichloropropane	ND	ug/L	0.50	0.26	1		03/01/22 14:46	96-18-4	
1,2,4-Trimethylbenzene	ND	ug/L	0.50	0.50	1		03/01/22 14:46	95-63-6	
1,3,5-Trimethylbenzene	ND	ug/L	0.50	0.33	1		03/01/22 14:46	108-67-8	
Vinyl chloride	ND	ug/L	1.0	0.39	1		03/01/22 14:46	75-01-4	
m&p-Xylene	ND	ug/L	1.0	0.71	1		03/01/22 14:46	179601-23-1	
o-Xylene	ND	ug/L	0.50	0.34	1		03/01/22 14:46	95-47-6	
Surrogates									
1,2-Dichloroethane-d4 (S)	92	%	70-130		1		03/01/22 14:46	17060-07-0	
4-Bromofluorobenzene (S)	101	%	70-130		1		03/01/22 14:46	460-00-4	
Toluene-d8 (S)	105	%	70-130		1		03/01/22 14:46	2037-26-5	

This report shall not be reproduced, except in full,
without the written consent of Pace Analytical Services, LLC.

Pace Analytical Services, LLC
9800 Kincey Ave. Suite 100
Huntersville, NC 28078
(704)875-9092

ANALYTICAL RESULTS

Project: CPC Huntersville-60674226
Pace Project No.: 92590512

Sample: TRIP BLANK **Lab ID: 92590512007** Collected: 02/28/22 00:00 Received: 02/28/22 16:00 Matrix: Water

Parameters	Results	Units	Report Limit	MDL	DF	Prepared	Analyzed	CAS No.	Qual
6200B MSV	Analytical Method: SM 6200B								
	Pace Analytical Services - Charlotte								
Benzene	ND	ug/L	0.50	0.34	1		03/01/22 15:04	71-43-2	
Bromobenzene	ND	ug/L	0.50	0.29	1		03/01/22 15:04	108-86-1	
Bromochloromethane	ND	ug/L	0.50	0.47	1		03/01/22 15:04	74-97-5	
Bromodichloromethane	ND	ug/L	0.50	0.31	1		03/01/22 15:04	75-27-4	
Bromoform	ND	ug/L	0.50	0.34	1		03/01/22 15:04	75-25-2	
Bromomethane	ND	ug/L	5.0	1.7	1		03/01/22 15:04	74-83-9	
n-Butylbenzene	ND	ug/L	0.50	0.49	1		03/01/22 15:04	104-51-8	
sec-Butylbenzene	ND	ug/L	0.50	0.40	1		03/01/22 15:04	135-98-8	
tert-Butylbenzene	ND	ug/L	0.50	0.32	1		03/01/22 15:04	98-06-6	
Carbon tetrachloride	ND	ug/L	0.50	0.33	1		03/01/22 15:04	56-23-5	
Chlorobenzene	ND	ug/L	0.50	0.28	1		03/01/22 15:04	108-90-7	
Chloroethane	ND	ug/L	1.0	0.65	1		03/01/22 15:04	75-00-3	
Chloroform	ND	ug/L	0.50	0.35	1		03/01/22 15:04	67-66-3	
Chloromethane	ND	ug/L	1.0	0.54	1		03/01/22 15:04	74-87-3	
2-Chlorotoluene	ND	ug/L	0.50	0.32	1		03/01/22 15:04	95-49-8	
4-Chlorotoluene	ND	ug/L	0.50	0.32	1		03/01/22 15:04	106-43-4	
1,2-Dibromo-3-chloropropane	ND	ug/L	1.0	0.34	1		03/01/22 15:04	96-12-8	
Dibromochloromethane	ND	ug/L	0.50	0.36	1		03/01/22 15:04	124-48-1	
1,2-Dibromoethane (EDB)	ND	ug/L	0.50	0.27	1		03/01/22 15:04	106-93-4	
Dibromomethane	ND	ug/L	0.50	0.39	1		03/01/22 15:04	74-95-3	
1,2-Dichlorobenzene	ND	ug/L	0.50	0.34	1		03/01/22 15:04	95-50-1	
1,3-Dichlorobenzene	ND	ug/L	0.50	0.34	1		03/01/22 15:04	541-73-1	
1,4-Dichlorobenzene	ND	ug/L	0.50	0.33	1		03/01/22 15:04	106-46-7	
Dichlorodifluoromethane	ND	ug/L	0.50	0.35	1		03/01/22 15:04	75-71-8	
1,1-Dichloroethane	ND	ug/L	0.50	0.37	1		03/01/22 15:04	75-34-3	
1,2-Dichloroethane	ND	ug/L	0.50	0.32	1		03/01/22 15:04	107-06-2	
1,1-Dichloroethene	ND	ug/L	0.50	0.35	1		03/01/22 15:04	75-35-4	
cis-1,2-Dichloroethene	ND	ug/L	0.50	0.38	1		03/01/22 15:04	156-59-2	
trans-1,2-Dichloroethene	ND	ug/L	0.50	0.40	1		03/01/22 15:04	156-60-5	
1,2-Dichloropropane	ND	ug/L	0.50	0.36	1		03/01/22 15:04	78-87-5	
1,3-Dichloropropane	ND	ug/L	0.50	0.28	1		03/01/22 15:04	142-28-9	
2,2-Dichloropropane	ND	ug/L	0.50	0.39	1		03/01/22 15:04	594-20-7	
1,1-Dichloropropene	ND	ug/L	0.50	0.43	1		03/01/22 15:04	563-58-6	
cis-1,3-Dichloropropene	ND	ug/L	0.50	0.36	1		03/01/22 15:04	10061-01-5	
trans-1,3-Dichloropropene	ND	ug/L	0.50	0.36	1		03/01/22 15:04	10061-02-6	
Diisopropyl ether	ND	ug/L	0.50	0.31	1		03/01/22 15:04	108-20-3	
Ethylbenzene	ND	ug/L	0.50	0.30	1		03/01/22 15:04	100-41-4	
Hexachloro-1,3-butadiene	ND	ug/L	2.0	1.5	1		03/01/22 15:04	87-68-3	
Isopropylbenzene (Cumene)	ND	ug/L	0.50	0.33	1		03/01/22 15:04	98-82-8	
Methylene Chloride	ND	ug/L	2.0	2.0	1		03/01/22 15:04	75-09-2	
Methyl-tert-butyl ether	ND	ug/L	0.50	0.42	1		03/01/22 15:04	1634-04-4	
Naphthalene	ND	ug/L	2.0	0.64	1		03/01/22 15:04	91-20-3	
n-Propylbenzene	ND	ug/L	0.50	0.34	1		03/01/22 15:04	103-65-1	
Styrene	ND	ug/L	0.50	0.29	1		03/01/22 15:04	100-42-5	
1,1,1,2-Tetrachloroethane	ND	ug/L	0.50	0.31	1		03/01/22 15:04	630-20-6	

This report shall not be reproduced, except in full,
without the written consent of Pace Analytical Services, LLC.

Pace Analytical Services, LLC
9800 Kincey Ave. Suite 100
Huntersville, NC 28078
(704)875-9092

ANALYTICAL RESULTS

Project: CPC Huntersville-60674226
Pace Project No.: 92590512

Sample: TRIP BLANK **Lab ID: 92590512007** Collected: 02/28/22 00:00 Received: 02/28/22 16:00 Matrix: Water

Parameters	Results	Units	Report Limit	MDL	DF	Prepared	Analyzed	CAS No.	Qual
6200B MSV	Analytical Method: SM 6200B								
	Pace Analytical Services - Charlotte								
1,1,2,2-Tetrachloroethane	ND	ug/L	0.50	0.22	1		03/01/22 15:04	79-34-5	
Tetrachloroethene	ND	ug/L	0.50	0.29	1		03/01/22 15:04	127-18-4	
Toluene	ND	ug/L	0.50	0.48	1		03/01/22 15:04	108-88-3	
1,2,3-Trichlorobenzene	ND	ug/L	2.0	0.81	1		03/01/22 15:04	87-61-6	
1,2,4-Trichlorobenzene	ND	ug/L	2.0	0.64	1		03/01/22 15:04	120-82-1	
1,1,1-Trichloroethane	ND	ug/L	0.50	0.33	1		03/01/22 15:04	71-55-6	
1,1,2-Trichloroethane	ND	ug/L	0.50	0.32	1		03/01/22 15:04	79-00-5	
Trichloroethene	ND	ug/L	0.50	0.38	1		03/01/22 15:04	79-01-6	
Trichlorofluoromethane	ND	ug/L	1.0	0.30	1		03/01/22 15:04	75-69-4	
1,2,3-Trichloropropane	ND	ug/L	0.50	0.26	1		03/01/22 15:04	96-18-4	
1,2,4-Trimethylbenzene	ND	ug/L	0.50	0.50	1		03/01/22 15:04	95-63-6	
1,3,5-Trimethylbenzene	ND	ug/L	0.50	0.33	1		03/01/22 15:04	108-67-8	
Vinyl chloride	ND	ug/L	1.0	0.39	1		03/01/22 15:04	75-01-4	
m&p-Xylene	ND	ug/L	1.0	0.71	1		03/01/22 15:04	179601-23-1	
o-Xylene	ND	ug/L	0.50	0.34	1		03/01/22 15:04	95-47-6	
Surrogates									
1,2-Dichloroethane-d4 (S)	89	%	70-130		1		03/01/22 15:04	17060-07-0	
4-Bromofluorobenzene (S)	99	%	70-130		1		03/01/22 15:04	460-00-4	
Toluene-d8 (S)	104	%	70-130		1		03/01/22 15:04	2037-26-5	

This report shall not be reproduced, except in full,
without the written consent of Pace Analytical Services, LLC.

Pace Analytical Services, LLC
9800 Kincey Ave. Suite 100
Huntersville, NC 28078
(704)875-9092

QUALITY CONTROL DATA

Project: CPC Huntersville-60674226
Pace Project No.: 92590512

QC Batch: 681733 | Analysis Method: MADEP VPH
QC Batch Method: MADEP VPH | Analysis Description: VPH NC Water
Laboratory: Pace Analytical Services - Charlotte
Associated Lab Samples: 92590512001, 92590512002, 92590512003, 92590512004, 92590512005, 92590512006

METHOD BLANK: 3566098 Matrix: Water
Associated Lab Samples: 92590512001, 92590512002, 92590512003, 92590512004, 92590512005, 92590512006

Parameter	Units	Blank Result	Reporting Limit	MDL	Analyzed	Qualifiers
Aliphatic (C05-C08)	ug/L	ND	50.0	50.0	03/01/22 13:47	N2
Aromatic (C09-C10)	ug/L	ND	50.0	50.0	03/01/22 13:47	N2
4-Bromofluorobenzene (FID) (S)	%	103	70-130		03/01/22 13:47	
4-Bromofluorobenzene (PID) (S)	%	94	70-130		03/01/22 13:47	

LABORATORY CONTROL SAMPLE & LCSD: 3566099 3566100

Parameter	Units	Spike Conc.	LCS Result	LCSD Result	LCS % Rec	LCSD % Rec	% Rec Limits	RPD	Max RPD	Qualifiers
Aliphatic (C05-C08)	ug/L	300	274	312	91	104	70-130	13	25	N2
Aromatic (C09-C10)	ug/L	100	97.6	105	98	105	70-130	7	25	N2
4-Bromofluorobenzene (FID) (S)	%				98	101	70-130			
4-Bromofluorobenzene (PID) (S)	%				90	92	70-130			

Results presented on this page are in the units indicated by the "Units" column except where an alternate unit is presented to the right of the result.

This report shall not be reproduced, except in full,
without the written consent of Pace Analytical Services, LLC.

Pace Analytical Services, LLC
9800 Kincey Ave. Suite 100
Huntersville, NC 28078
(704)875-9092

QUALITY CONTROL DATA

Project: CPC Huntersville-60674226
Pace Project No.: 92590512

QC Batch: 681604
QC Batch Method: EPA 3010A
Analysis Method: EPA 6020B
Analysis Description: 6020 MET
Laboratory: Pace Analytical Services - Asheville
Associated Lab Samples: 92590512001, 92590512002, 92590512003, 92590512004, 92590512005

METHOD BLANK: 3565520 Matrix: Water
Associated Lab Samples: 92590512001, 92590512002, 92590512003, 92590512004, 92590512005

Parameter	Units	Blank Result	Reporting Limit	MDL	Analyzed	Qualifiers
Lead	ug/L	ND	5.0	0.077	03/01/22 18:42	

LABORATORY CONTROL SAMPLE: 3565521

Parameter	Units	Spike Conc.	LCS Result	LCS % Rec	% Rec Limits	Qualifiers
Lead	ug/L	50	49.7	99	80-120	

MATRIX SPIKE & MATRIX SPIKE DUPLICATE: 3565522 3565523

Parameter	Units	92590512001 Result	MS Spike Conc.	MSD Spike Conc.	MS Result	MSD Result	MS % Rec	MSD % Rec	% Rec Limits	RPD	Max RPD	Qual
Lead	ug/L	19.7J	50	50	73.2	74.5	107	110	75-125	2	20	

Results presented on this page are in the units indicated by the "Units" column except where an alternate unit is presented to the right of the result.

REPORT OF LABORATORY ANALYSIS

This report shall not be reproduced, except in full,
without the written consent of Pace Analytical Services, LLC.

Pace Analytical Services, LLC
9800 Kincey Ave. Suite 100
Huntersville, NC 28078
(704)875-9092

QUALITY CONTROL DATA

Project: CPC Huntersville-60674226
Pace Project No.: 92590512

QC Batch: 681472
QC Batch Method: SM 6200B
Analysis Method: SM 6200B
Analysis Description: 6200B MSV
Laboratory: Pace Analytical Services - Charlotte
Associated Lab Samples: 92590512001, 92590512002, 92590512003, 92590512004, 92590512005, 92590512006, 92590512007

METHOD BLANK: 3565086
Matrix: Water
Associated Lab Samples: 92590512001, 92590512002, 92590512003, 92590512004, 92590512005, 92590512006, 92590512007

Parameter	Units	Blank Result	Reporting Limit	MDL	Analyzed	Qualifiers
1,1,1,2-Tetrachloroethane	ug/L	ND	0.50	0.31	03/01/22 14:10	
1,1,1-Trichloroethane	ug/L	ND	0.50	0.33	03/01/22 14:10	
1,1,2,2-Tetrachloroethane	ug/L	ND	0.50	0.22	03/01/22 14:10	
1,1,2-Trichloroethane	ug/L	ND	0.50	0.32	03/01/22 14:10	
1,1-Dichloroethane	ug/L	ND	0.50	0.37	03/01/22 14:10	
1,1-Dichloroethene	ug/L	ND	0.50	0.35	03/01/22 14:10	
1,1-Dichloropropene	ug/L	ND	0.50	0.43	03/01/22 14:10	
1,2,3-Trichlorobenzene	ug/L	ND	2.0	0.81	03/01/22 14:10	
1,2,3-Trichloropropane	ug/L	ND	0.50	0.26	03/01/22 14:10	
1,2,4-Trichlorobenzene	ug/L	ND	2.0	0.64	03/01/22 14:10	
1,2,4-Trimethylbenzene	ug/L	ND	0.50	0.50	03/01/22 14:10	
1,2-Dibromo-3-chloropropane	ug/L	ND	1.0	0.34	03/01/22 14:10	
1,2-Dibromoethane (EDB)	ug/L	ND	0.50	0.27	03/01/22 14:10	
1,2-Dichlorobenzene	ug/L	ND	0.50	0.34	03/01/22 14:10	
1,2-Dichloroethane	ug/L	ND	0.50	0.32	03/01/22 14:10	
1,2-Dichloropropane	ug/L	ND	0.50	0.36	03/01/22 14:10	
1,3,5-Trimethylbenzene	ug/L	ND	0.50	0.33	03/01/22 14:10	
1,3-Dichlorobenzene	ug/L	ND	0.50	0.34	03/01/22 14:10	
1,3-Dichloropropane	ug/L	ND	0.50	0.28	03/01/22 14:10	
1,4-Dichlorobenzene	ug/L	ND	0.50	0.33	03/01/22 14:10	
2,2-Dichloropropane	ug/L	ND	0.50	0.39	03/01/22 14:10	
2-Chlorotoluene	ug/L	ND	0.50	0.32	03/01/22 14:10	
4-Chlorotoluene	ug/L	ND	0.50	0.32	03/01/22 14:10	
Benzene	ug/L	ND	0.50	0.34	03/01/22 14:10	
Bromobenzene	ug/L	ND	0.50	0.29	03/01/22 14:10	
Bromochloromethane	ug/L	ND	0.50	0.47	03/01/22 14:10	
Bromodichloromethane	ug/L	ND	0.50	0.31	03/01/22 14:10	
Bromoform	ug/L	ND	0.50	0.34	03/01/22 14:10	
Bromomethane	ug/L	ND	5.0	1.7	03/01/22 14:10	
Carbon tetrachloride	ug/L	ND	0.50	0.33	03/01/22 14:10	
Chlorobenzene	ug/L	ND	0.50	0.28	03/01/22 14:10	
Chloroethane	ug/L	ND	1.0	0.65	03/01/22 14:10	
Chloroform	ug/L	ND	0.50	0.35	03/01/22 14:10	
Chloromethane	ug/L	ND	1.0	0.54	03/01/22 14:10	
cis-1,2-Dichloroethene	ug/L	ND	0.50	0.38	03/01/22 14:10	
cis-1,3-Dichloropropene	ug/L	ND	0.50	0.36	03/01/22 14:10	
Dibromochloromethane	ug/L	ND	0.50	0.36	03/01/22 14:10	
Dibromomethane	ug/L	ND	0.50	0.39	03/01/22 14:10	
Dichlorodifluoromethane	ug/L	ND	0.50	0.35	03/01/22 14:10	
Diisopropyl ether	ug/L	ND	0.50	0.31	03/01/22 14:10	

Results presented on this page are in the units indicated by the "Units" column except where an alternate unit is presented to the right of the result.

This report shall not be reproduced, except in full,
without the written consent of Pace Analytical Services, LLC.

Pace Analytical Services, LLC
9800 Kincey Ave. Suite 100
Huntersville, NC 28078
(704)875-9092

QUALITY CONTROL DATA

Project: CPC Huntersville-60674226
Pace Project No.: 92590512

METHOD BLANK: 3565086 Matrix: Water
Associated Lab Samples: 92590512001, 92590512002, 92590512003, 92590512004, 92590512005, 92590512006, 92590512007

Parameter	Units	Blank Result	Reporting Limit	MDL	Analyzed	Qualifiers
Ethylbenzene	ug/L	ND	0.50	0.30	03/01/22 14:10	
Hexachloro-1,3-butadiene	ug/L	ND	2.0	1.5	03/01/22 14:10	
Isopropylbenzene (Cumene)	ug/L	ND	0.50	0.33	03/01/22 14:10	
m&p-Xylene	ug/L	ND	1.0	0.71	03/01/22 14:10	
Methyl-tert-butyl ether	ug/L	ND	0.50	0.42	03/01/22 14:10	
Methylene Chloride	ug/L	ND	2.0	2.0	03/01/22 14:10	
n-Butylbenzene	ug/L	ND	0.50	0.49	03/01/22 14:10	
n-Propylbenzene	ug/L	ND	0.50	0.34	03/01/22 14:10	
Naphthalene	ug/L	ND	2.0	0.64	03/01/22 14:10	
o-Xylene	ug/L	ND	0.50	0.34	03/01/22 14:10	
sec-Butylbenzene	ug/L	ND	0.50	0.40	03/01/22 14:10	
Styrene	ug/L	ND	0.50	0.29	03/01/22 14:10	
tert-Butylbenzene	ug/L	ND	0.50	0.32	03/01/22 14:10	
Tetrachloroethene	ug/L	ND	0.50	0.29	03/01/22 14:10	
Toluene	ug/L	ND	0.50	0.48	03/01/22 14:10	
trans-1,2-Dichloroethene	ug/L	ND	0.50	0.40	03/01/22 14:10	
trans-1,3-Dichloropropene	ug/L	ND	0.50	0.36	03/01/22 14:10	
Trichloroethene	ug/L	ND	0.50	0.38	03/01/22 14:10	
Trichlorofluoromethane	ug/L	ND	1.0	0.30	03/01/22 14:10	
Vinyl chloride	ug/L	ND	1.0	0.39	03/01/22 14:10	
1,2-Dichloroethane-d4 (S)	%	93	70-130		03/01/22 14:10	
4-Bromofluorobenzene (S)	%	99	70-130		03/01/22 14:10	
Toluene-d8 (S)	%	103	70-130		03/01/22 14:10	

LABORATORY CONTROL SAMPLE: 3565087

Parameter	Units	Spike Conc.	LCS Result	LCS % Rec	% Rec Limits	Qualifiers
1,1,1,2-Tetrachloroethane	ug/L	50	51.2	102	60-140	
1,1,1-Trichloroethane	ug/L	50	51.9	104	60-140	
1,1,2,2-Tetrachloroethane	ug/L	50	47.2	94	60-140	
1,1,2-Trichloroethane	ug/L	50	52.6	105	60-140	
1,1-Dichloroethane	ug/L	50	49.2	98	60-140	
1,1-Dichloroethene	ug/L	50	47.6	95	60-140	
1,1-Dichloropropene	ug/L	50	58.5	117	60-140	
1,2,3-Trichlorobenzene	ug/L	50	50.9	102	60-140	
1,2,3-Trichloropropane	ug/L	50	46.3	93	60-140	
1,2,4-Trichlorobenzene	ug/L	50	50.7	101	60-140	
1,2,4-Trimethylbenzene	ug/L	50	45.8	92	60-140	
1,2-Dibromo-3-chloropropane	ug/L	50	46.4	93	60-140	
1,2-Dibromoethane (EDB)	ug/L	50	49.4	99	60-140	
1,2-Dichlorobenzene	ug/L	50	47.6	95	60-140	
1,2-Dichloroethane	ug/L	50	49.3	99	60-140	
1,2-Dichloropropane	ug/L	50	53.3	107	60-140	
1,3,5-Trimethylbenzene	ug/L	50	47.8	96	60-140	

Results presented on this page are in the units indicated by the "Units" column except where an alternate unit is presented to the right of the result.

REPORT OF LABORATORY ANALYSIS

This report shall not be reproduced, except in full,
without the written consent of Pace Analytical Services, LLC.

Pace Analytical Services, LLC
9800 Kincey Ave. Suite 100
Huntersville, NC 28078
(704)875-9092

QUALITY CONTROL DATA

Project: CPC Huntersville-60674226
Pace Project No.: 92590512

LABORATORY CONTROL SAMPLE: 3565087

Parameter	Units	Spike Conc.	LCS Result	LCS % Rec	% Rec Limits	Qualifiers
1,3-Dichlorobenzene	ug/L	50	47.0	94	60-140	
1,3-Dichloropropane	ug/L	50	50.6	101	60-140	
1,4-Dichlorobenzene	ug/L	50	46.5	93	60-140	
2,2-Dichloropropane	ug/L	50	49.6	99	60-140	
2-Chlorotoluene	ug/L	50	46.7	93	60-140	
4-Chlorotoluene	ug/L	50	43.8	88	60-140	
Benzene	ug/L	50	49.8	100	60-140	
Bromobenzene	ug/L	50	49.1	98	60-140	
Bromochloromethane	ug/L	50	52.5	105	60-140	
Bromodichloromethane	ug/L	50	49.0	98	60-140	
Bromoform	ug/L	50	46.6	93	60-140	
Bromomethane	ug/L	50	41.4	83	60-140	
Carbon tetrachloride	ug/L	50	48.0	96	60-140	
Chlorobenzene	ug/L	50	47.0	94	60-140	
Chloroethane	ug/L	50	42.1	84	60-140	
Chloroform	ug/L	50	51.4	103	60-140	
Chloromethane	ug/L	50	41.4	83	60-140	
cis-1,2-Dichloroethene	ug/L	50	49.5	99	60-140	
cis-1,3-Dichloropropene	ug/L	50	53.7	107	60-140	
Dibromochloromethane	ug/L	50	46.5	93	60-140	
Dibromomethane	ug/L	50	51.0	102	60-140	
Dichlorodifluoromethane	ug/L	50	41.9	84	60-140	
Diisopropyl ether	ug/L	50	53.0	106	60-140	
Ethylbenzene	ug/L	50	47.4	95	60-140	
Hexachloro-1,3-butadiene	ug/L	50	48.8	98	60-140	
Isopropylbenzene (Cumene)	ug/L	50	48.8	98	60-140	
m&p-Xylene	ug/L	100	95.1	95	60-140	
Methyl-tert-butyl ether	ug/L	50	57.9	116	60-140	
Methylene Chloride	ug/L	50	48.0	96	60-140	
n-Butylbenzene	ug/L	50	46.6	93	60-140	
n-Propylbenzene	ug/L	50	46.6	93	60-140	
Naphthalene	ug/L	50	49.5	99	60-140	
o-Xylene	ug/L	50	46.9	94	60-140	
sec-Butylbenzene	ug/L	50	47.2	94	60-140	
Styrene	ug/L	50	47.7	95	60-140	
tert-Butylbenzene	ug/L	50	39.3	79	60-140	
Tetrachloroethene	ug/L	50	49.7	99	60-140	
Toluene	ug/L	50	46.1	92	60-140	
trans-1,2-Dichloroethene	ug/L	50	50.3	101	60-140	
trans-1,3-Dichloropropene	ug/L	50	50.4	101	60-140	
Trichloroethene	ug/L	50	53.6	107	60-140	
Trichlorofluoromethane	ug/L	50	42.1	84	60-140	
Vinyl chloride	ug/L	50	45.1	90	60-140	
1,2-Dichloroethane-d4 (S)	%			98	70-130	
4-Bromofluorobenzene (S)	%			98	70-130	
Toluene-d8 (S)	%			96	70-130	

Results presented on this page are in the units indicated by the "Units" column except where an alternate unit is presented to the right of the result.

This report shall not be reproduced, except in full,
without the written consent of Pace Analytical Services, LLC.

Pace Analytical Services, LLC
9800 Kincey Ave. Suite 100
Huntersville, NC 28078
(704)875-9092

QUALITY CONTROL DATA

Project: CPC Huntersville-60674226
Pace Project No.: 92590512

MATRIX SPIKE & MATRIX SPIKE DUPLICATE: 3565088 3565089

Parameter	Units	92590515001 Result	MS Spike Conc.	MSD Spike Conc.	MS Result	MSD Result	MS % Rec	MSD % Rec	% Rec Limits	RPD	Max RPD	Qual
1,1,1,2-Tetrachloroethane	ug/L	ND	200	200	219	225	109	112	60-140	3	30	
1,1,1-Trichloroethane	ug/L	ND	200	200	202	204	101	102	60-140	1	30	
1,1,2,2-Tetrachloroethane	ug/L	ND	200	200	205	204	103	102	60-140	0	30	
1,1,2-Trichloroethane	ug/L	ND	200	200	202	202	101	101	60-140	0	30	
1,1-Dichloroethane	ug/L	ND	200	200	193	193	96	96	60-140	0	30	
1,1-Dichloroethene	ug/L	ND	200	200	192	193	96	96	60-140	1	30	
1,1-Dichloropropene	ug/L	ND	200	200	221	221	110	111	60-140	0	30	
1,2,3-Trichlorobenzene	ug/L	ND	200	200	198	215	99	107	60-140	8	30	
1,2,3-Trichloropropane	ug/L	ND	200	200	200	204	100	102	60-140	2	30	
1,2,4-Trichlorobenzene	ug/L	ND	200	200	204	214	102	107	60-140	5	30	
1,2,4-Trimethylbenzene	ug/L	120	200	200	328	333	104	107	60-140	2	30	
1,2-Dibromo-3-chloropropane	ug/L	ND	200	200	203	206	101	103	60-140	2	30	
1,2-Dibromoethane (EDB)	ug/L	ND	200	200	214	214	107	107	60-140	0	30	
1,2-Dichlorobenzene	ug/L	ND	200	200	217	219	108	110	60-140	1	30	
1,2-Dichloroethane	ug/L	ND	200	200	189	188	95	94	60-140	1	30	
1,2-Dichloropropane	ug/L	ND	200	200	208	212	104	106	60-140	2	30	
1,3,5-Trimethylbenzene	ug/L	33.0	200	200	243	255	105	111	60-140	5	30	
1,3-Dichlorobenzene	ug/L	ND	200	200	211	214	106	107	60-140	1	30	
1,3-Dichloropropane	ug/L	ND	200	200	218	215	109	108	60-140	1	30	
1,4-Dichlorobenzene	ug/L	ND	200	200	210	214	105	107	60-140	2	30	
2,2-Dichloropropane	ug/L	ND	200	200	156	155	78	78	60-140	1	30	
2-Chlorotoluene	ug/L	ND	200	200	215	219	108	110	60-140	2	30	
4-Chlorotoluene	ug/L	ND	200	200	199	199	99	100	60-140	0	30	
Benzene	ug/L	819	200	200	1040	1030	110	106	60-140	1	30	
Bromobenzene	ug/L	ND	200	200	224	224	112	112	60-140	0	30	
Bromochloromethane	ug/L	ND	200	200	194	197	97	99	60-140	2	30	
Bromodichloromethane	ug/L	ND	200	200	190	192	95	96	60-140	1	30	
Bromoform	ug/L	ND	200	200	196	200	98	100	60-140	2	30	
Bromomethane	ug/L	ND	200	200	181	186	91	93	60-140	2	30	
Carbon tetrachloride	ug/L	ND	200	200	200	207	100	103	60-140	3	30	
Chlorobenzene	ug/L	ND	200	200	207	212	104	106	60-140	2	30	
Chloroethane	ug/L	ND	200	200	188	191	94	95	60-140	1	30	
Chloroform	ug/L	ND	200	200	192	191	96	95	60-140	1	30	
Chloromethane	ug/L	ND	200	200	179	176	90	88	60-140	2	30	
cis-1,2-Dichloroethene	ug/L	ND	200	200	192	191	96	95	60-140	0	30	
cis-1,3-Dichloropropene	ug/L	ND	200	200	190	194	95	97	60-140	2	30	
Dibromochloromethane	ug/L	ND	200	200	196	197	98	98	60-140	0	30	
Dibromomethane	ug/L	ND	200	200	204	205	102	103	60-140	1	30	
Dichlorodifluoromethane	ug/L	ND	200	200	177	177	89	88	60-140	0	30	
Diisopropyl ether	ug/L	23.0	200	200	211	212	94	95	60-140	0	30	
Ethylbenzene	ug/L	83.8	200	200	296	299	106	107	60-140	1	30	
Hexachloro-1,3-butadiene	ug/L	ND	200	200	195	211	98	105	60-140	8	30	
Isopropylbenzene (Cumene)	ug/L	4.0J	200	200	223	224	109	110	60-140	0	30	
m&p-Xylene	ug/L	812	400	400	1220	1230	102	105	60-140	1	30	

Results presented on this page are in the units indicated by the "Units" column except where an alternate unit is presented to the right of the result.

This report shall not be reproduced, except in full,
without the written consent of Pace Analytical Services, LLC.

Pace Analytical Services, LLC
9800 Kincey Ave. Suite 100
Huntersville, NC 28078
(704)875-9092

QUALITY CONTROL DATA

Project: CPC Huntersville-60674226
Pace Project No.: 92590512

MATRIX SPIKE & MATRIX SPIKE DUPLICATE: 3565088 3565089

Parameter	Units	92590515001 Result	MS Spike Conc.	MSD Spike Conc.	MS Result	MSD Result	MS % Rec	MSD % Rec	% Rec Limits	RPD	Max RPD	Qual
Methyl-tert-butyl ether	ug/L	ND	200	200	204	200	102	100	60-140	2	30	
Methylene Chloride	ug/L	ND	200	200	201	199	98	97	60-140	1	30	
n-Butylbenzene	ug/L	ND	200	200	189	204	95	102	60-140	8	30	
n-Propylbenzene	ug/L	7.4	200	200	214	220	103	106	60-140	3	30	
Naphthalene	ug/L	36.1	200	200	238	247	101	105	60-140	4	30	
o-Xylene	ug/L	548	200	200	746	756	99	104	60-140	1	30	
sec-Butylbenzene	ug/L	ND	200	200	205	212	103	106	60-140	3	30	
Styrene	ug/L	ND	200	200	211	215	105	107	60-140	2	30	
tert-Butylbenzene	ug/L	ND	200	200	177	180	88	90	60-140	2	30	
Tetrachloroethene	ug/L	ND	200	200	219	220	110	110	60-140	0	30	
Toluene	ug/L	1570	200	200	1700	1690	66	63	60-140	0	30	
trans-1,2-Dichloroethene	ug/L	ND	200	200	200	201	100	101	60-140	1	30	
trans-1,3-Dichloropropene	ug/L	ND	200	200	182	183	91	92	60-140	1	30	
Trichloroethene	ug/L	ND	200	200	216	215	108	107	60-140	1	30	
Trichlorofluoromethane	ug/L	ND	200	200	178	181	89	91	60-140	2	30	
Vinyl chloride	ug/L	ND	200	200	190	193	95	96	60-140	1	30	
1,2-Dichloroethane-d4 (S)	%						93	100	70-130			
4-Bromofluorobenzene (S)	%						94	94	70-130			
Toluene-d8 (S)	%						93	95	70-130			

Results presented on this page are in the units indicated by the "Units" column except where an alternate unit is presented to the right of the result.

This report shall not be reproduced, except in full,
without the written consent of Pace Analytical Services, LLC.

Pace Analytical Services, LLC
9800 Kincey Ave. Suite 100
Huntersville, NC 28078
(704)875-9092

QUALIFIERS

Project: CPC Huntersville-60674226
Pace Project No.: 92590512

DEFINITIONS

DF - Dilution Factor, if reported, represents the factor applied to the reported data due to dilution of the sample aliquot.

ND - Not Detected at or above adjusted reporting limit.

TNTC - Too Numerous To Count

J - Estimated concentration above the adjusted method detection limit and below the adjusted reporting limit.

MDL - Adjusted Method Detection Limit.

PQL - Practical Quantitation Limit.

RL - Reporting Limit - The lowest concentration value that meets project requirements for quantitative data with known precision and bias for a specific analyte in a specific matrix.

S - Surrogate

1,2-Diphenylhydrazine decomposes to and cannot be separated from Azobenzene using Method 8270. The result for each analyte is a combined concentration.

Consistent with EPA guidelines, unrounded data are displayed and have been used to calculate % recovery and RPD values.

LCS(D) - Laboratory Control Sample (Duplicate)

MS(D) - Matrix Spike (Duplicate)

DUP - Sample Duplicate

RPD - Relative Percent Difference

NC - Not Calculable.

SG - Silica Gel - Clean-Up

U - Indicates the compound was analyzed for, but not detected.

Acid preservation may not be appropriate for 2 Chloroethylvinyl ether.

A separate vial preserved to a pH of 4-5 is recommended in SW846 Chapter 4 for the analysis of Acrolein and Acrylonitrile by EPA Method 8260.

N-Nitrosodiphenylamine decomposes and cannot be separated from Diphenylamine using Method 8270. The result reported for each analyte is a combined concentration.

Reported results are not rounded until the final step prior to reporting. Therefore, calculated parameters that are typically reported as "Total" may vary slightly from the sum of the reported component parameters.

Pace Analytical is TNI accredited. Contact your Pace PM for the current list of accredited analytes.

TNI - The NELAC Institute.

ANALYTE QUALIFIERS

N2	The lab does not hold NELAC/TNI accreditation for this parameter but other accreditations/certifications may apply. A complete list of accreditations/certifications is available upon request.

This report shall not be reproduced, except in full,
without the written consent of Pace Analytical Services, LLC.

Pace Analytical Services, LLC
9800 Kincey Ave. Suite 100
Huntersville, NC 28078
(704)875-9092

QUALITY CONTROL DATA CROSS REFERENCE TABLE

Project: CPC Huntersville-60674226
Pace Project No.: 92590512

Lab ID	Sample ID	QC Batch Method	QC Batch	Analytical Method	Analytical Batch
92590512001	**MW-66**	MADEP VPH	681733		
92590512002	**MW-67**	MADEP VPH	681733		
92590512003	**MW-42**	MADEP VPH	681733		
92590512004	**MW-68**	MADEP VPH	681733		
92590512005	**EB-2-20220228**	MADEP VPH	681733		
92590512006	**FB-2-20220228**	MADEP VPH	681733		
92590512001	**MW-66**	EPA 3010A	681604	EPA 6020B	681626
92590512002	**MW-67**	EPA 3010A	681604	EPA 6020B	681626
92590512003	**MW-42**	EPA 3010A	681604	EPA 6020B	681626
92590512004	**MW-68**	EPA 3010A	681604	EPA 6020B	681626
92590512005	**EB-2-20220228**	EPA 3010A	681604	EPA 6020B	681626
92590512001	**MW-66**	SM 6200B	681472		
92590512002	**MW-67**	SM 6200B	681472		
92590512003	**MW-42**	SM 6200B	681472		
92590512004	**MW-68**	SM 6200B	681472		
92590512005	**EB-2-20220228**	SM 6200B	681472		
92590512006	**FB-2-20220228**	SM 6200B	681472		
92590512007	**TRIP BLANK**	SM 6200B	681472		

This report shall not be reproduced, except in full,
without the written consent of Pace Analytical Services, LLC.

Pace Analytical	Document Name: **Sample Condition Upon Receipt (SCUR)**	Document Revised: November 15, 2021 Page 1 of 2
	Document No.: **F-CAR-CS-033-Rev.08**	Issuing Authority: Pace Carolinas Quality Office

Laboratory receiving samples:
Asheville ☐ **Eden** ☐ **Greenwood** ☐ **Huntersville** ☒ **Raleigh** ☐ **Mechanicsville** ☐ **Atlanta** ☐ **Kernersville** ☐

Sample Condition Upon Receipt

Client Name: AECOM

Project #

WO# : 92590512

92590512

Courier: ☐ Fed Ex ☐ UPS ☐ USPS ☒ Client ☐ Commercial ☒ Pace KH 2/28/22 ☐ Other:____

Custody Seal Present? ☐ Yes ☒ No **Seals Intact?** ☐ Yes ☒ No

Date/Initials Person Examining Contents: KH 2/28/22

Packing Material: ☒ Bubble Wrap ☒ Bubble Bags ☐ None ☐ Other

Biological Tissue Frozen? ☐ Yes ☐ No ☒ N/A

Thermometer: ☒ IR Gun ID: 92T064 **Type of Ice:** ☒ Wet ☐ Blue ☐ None

Cooler Temp: 0.6 **Correction Factor:** Add/Subtract (°C) 0

Temp should be above freezing to 6°C
☐ Samples out of temp criteria. Samples on ice, cooling process has begun

Cooler Temp Corrected (°C): 0.6

USDA Regulated Soil (☒ N/A, water sample)

Did samples originate in a quarantine zone within the United States: CA, NY, or SC (check maps)? ☐ Yes ☐ No

Did samples originate from a foreign source (internationally, including Hawaii and Puerto Rico)? ☐ Yes ☐ No

				Comments/Discrepancy:
Chain of Custody Present?	☒ Yes	☐ No	☐ N/A	1.
Samples Arrived within Hold Time?	☒ Yes	☐ No	☐ N/A	2.
Short Hold Time Analysis (<72 hr.)?	☐ Yes	☒ No	☐ N/A	3.
Rush Turn Around Time Requested?	☒ Yes	☐ No	☐ N/A	4.
Sufficient Volume?	☒ Yes	☐ No	☐ N/A	5.
Correct Containers Used?	☒ Yes	☐ No	☐ N/A	6.
-Pace Containers Used?	☒ Yes	☐ No	☐ N/A	
Containers Intact?	☒ Yes	☐ No	☐ N/A	7.
Dissolved analysis: Samples Field Filtered?	☐ Yes	☐ No	☒ N/A	8.
Sample Labels Match COC?	☒ Yes	☐ No	☐ N/A	9.
-Includes Date/Time/ID/Analysis Matrix: WT				
Headspace in VOA Vials (>5-6mm)?	☐ Yes	☒ No	☐ N/A	10.
Trip Blank Present?	☒ Yes	☐ No	☐ N/A	11.
Trip Blank Custody Seals Present?	☒ Yes	☐ No	☐ N/A	

COMMENTS/SAMPLE DISCREPANCY

Field Data Required? ☐ Yes ☐ No

Lot ID of split containers:

CLIENT NOTIFICATION/RESOLUTION

Person contacted: _____ Date/Time: _____

Project Manager SCURF Review: _____ **Date:** _____

Project Manager SRF Review: _____ **Date:** _____

Pace Analytical®	Document Name: Sample Condition Upon Receipt (SCUR)	Document Revised: November 15, 2021 Page 2 of 2
	Document No.: F-CAR-CS-033-Rev.08	Issuing Authority: Pace Carolina Quality Office

***Check mark top half of box if pH and/or dechlorination is verified and within the acceptance range for preservation samples.**

Exceptions: VOA, Coliform, TOC, Oil and Grease, DRO/8015 (water) DOC, LLHg

****Bottom half of box is to list number of bottles**

Projec

WO# : 92590512

PM: BV Due Date: 03/03/22

CLIENT: 92-AECOM CHA

Item#	BP4U-125 mL Plastic Unpreserved (N/A) (Cl-)	BP3U-250 mL Plastic Unpreserved (N/A)	BP2U-500 mL Plastic Unpreserved (N/A)	BP1U-1 liter Plastic Unpreserved (N/A)	BP4S-125 mL Plastic H2SO4 (pH < 2) (Cl-)	BP3N-250 mL plastic HNO3 (pH < 2)	BP4Z-125 mL Plastic ZN Acetate & NaOH (>9)	BP4B-125 mL Plastic NaOH (pH > 12) (Cl-)	WGFU-Wide-mouthed Glass jar Unpreserved	AG1U-1 liter Amber Unpreserved (N/A) (Cl-)	AG1H-1 liter Amber HCl (pH < 2)	AG3U-250 mL Amber Unpreserved (N/A) (Cl-)	AG1S-1 liter Amber H2SO4 (pH < 2)	AG3S-250 mL Amber H2SO4 (pH < 2)	AG3A(DG3A)-250 mL Amber NH4Cl (N/A)(Cl-)	DG9H-40 mL VOA HCl (N/A)	VG9T-40 mL VOA Na2S2O3 (N/A)	VG9U-40 mL VOA Unpreserved (N/A)	DG9P-40 mL VOA H3PO4 (N/A)	VOAK (3 vials per kit)-5035 kit (N/A)	V/GK (3 vials per kit)-VPH/Gas kit (N/A)	SP5T-125 mL Sterile Plastic (N/A – lab)	SP2T-250 mL Sterile Plastic (N/A – lab)		BP3A-250 mL Plastic (NH2)2SO4 (9.3-9.7)	AG0U-100 mL Amber Unpreserved vials (N/A)	VSGU-20 mL Scintillation vials (N/A)	DG9U-40 mL Amber Unpreserved vials (N/A)
1						✓										7												
2																												
3																												
4																												
5																												
6																												
7																												
8																												
9																												
10																												
11																												
12																												

pH Adjustment Log for Preserved Samples

Sample ID	Type of Preservative	pH upon receipt	Date preservation adjusted	Time preservation adjusted	Amount of Preservative added	Lot #

Note: Whenever there is a discrepancy affecting North Carolina compliance samples, a copy of this form will be sent to the North Carolina DEHNR Certification Office (i.e. Out of hold, incorrect preservative, out of temp, incorrect containers.

Blue

Pace Analytical
WWW.PACELABS.COM

CHAIN-OF-CUSTODY / Analytical Request Document

The Chain-of-Custody is a LEGAL DOCUMENT. All relevant fields must be completed accurately.

Submitting a sample via this chain of custody constitutes acknowledgment and acceptance of the Pace Terms and Conditions found at https://info.pacelabs.com/hubfs/pas-standard-terms.pdf.

Page : 1 Of 1

Section A — Required Client Information:

Company:	AECOM
Address:	6000 Fairview Road
	Suite 200, Charlotte, NC 28210
Email:	andrew.wreschnig@aecom.com
Phone:	(704)522-0330 Fax
Requested Due Date:	3 Day TAT

Section B — Required Project Information:

Report To:	Andrew Wreschnig
Copy To:	
Purchase Order #:	
Project Name:	CPC Huntersville ~~60699876~~
Project #:	60674226

Section C — Invoice Information:

Attention:	
Company Name:	
Address:	
Pace Quote:	
Pace Project Manager:	bonnie.vang@pacelabs.com,
Pace Profile #:	12518-3

Regulatory Agency	
State / Location	
	NC

Matrix codes: Drinking Water DW; Water WT; Waste Water WW; Product P; Soil/Solid SL; Oil OL; Wipe WP; Air AR; Other OT; Tissue TS

ITEM #	SAMPLE ID (One Character per box. (A-Z, 0-9 / , -) Sample Ids must be unique)	MATRIX CODE (see valid codes to left)	SAMPLE TYPE (G=GRAB C=COMP)	COLLECTED START DATE	COLLECTED START TIME	COLLECTED END DATE	COLLECTED END TIME	SAMPLE TEMP AT COLLECTION	# OF CONTAINERS	Preservatives: Unpreserved	H2SO4	HNO3	HCl	NaOH	Na2S2O3	Methanol	Other	Analyses Test (Y/N): 6200	VPH	Lead, Total	Trip BLANK	2L DI Water	Residual Chlorine (Y/N)	92590512
1	MW-66	WT	G	2/28/22	1005				8			1	7					X	X	X				001
2	MW-67				1125																			002
3	MW-42				1300																			003
4	MW-68				1415																			004
5	EB-2-20220228				1430																			005
6	FB-2-20220228								7				7					X	X					006
7	Trip Blank	Lab	Provided						2												X			007
8																								
9																								
10																								
11																								
12																								

ADDITIONAL COMMENTS	RELINQUISHED BY / AFFILIATION	DATE	TIME	ACCEPTED BY / AFFILIATION	DATE	TIME	SAMPLE CONDITIONS			
3-Day TAT	Mike de Kozlowski / AECOM	2/28/22	1600	JKL PaulHM	2-28-22	1600	0.6	Y	N	Y

SAMPLER NAME AND SIGNATURE

PRINT Name of SAMPLER: Mike de Kozlowski

SIGNATURE of SAMPLER: Mike de Kozlowski

DATE Signed: 2/28/22

TEMP in C	Received on Ice (Y/N)	Custody Sealed Cooler (Y/N)	Samples Intact (Y/N)

Pace Analytical Services, LLC
9800 Kincey Ave. Suite 100
Huntersville, NC 28078
(704)875-9092

March 03, 2022

Andrew Wreschnig
AECOM
6000 Fairview Road
Suite 200
Charlotte, NC 28210

RE: Project: CPC Huntersville-60674226
Pace Project No.: 92590515

Dear Andrew Wreschnig:

Enclosed are the analytical results for sample(s) received by the laboratory on February 28, 2022. The results relate only to the samples included in this report. Results reported herein conform to the applicable TNI/NELAC Standards and the laboratory's Quality Manual, where applicable, unless otherwise noted in the body of the report.

The test results provided in this final report were generated by each of the following laboratories within the Pace Network:

- Pace Analytical Services - Asheville
- Pace Analytical Services - Charlotte

If you have any questions concerning this report, please feel free to contact me.

Sincerely,

Bonnie Vang

Bonnie Vang
bonnie.vang@pacelabs.com
(704)875-9092
Project Manager

Enclosures

cc: Teresa Amentt Jennings, AECOM
Jeff Morrison, Colonial Pipeline Company

REPORT OF LABORATORY ANALYSIS

This report shall not be reproduced, except in full,
without the written consent of Pace Analytical Services, LLC.

Pace Analytical Services, LLC
9800 Kincey Ave. Suite 100
Huntersville, NC 28078
(704)875-9092

CERTIFICATIONS

Project:	CPC Huntersville-60674226
Pace Project No.:	92590515

Pace Analytical Services Charlotte

South Carolina Laboratory ID: 99006
9800 Kincey Ave. Ste 100, Huntersville, NC 28078
North Carolina Drinking Water Certification #: 37706
North Carolina Field Services Certification #: 5342
North Carolina Wastewater Certification #: 12
South Carolina Laboratory ID: 99006
South Carolina Certification #: 99006001
South Carolina Drinking Water Cert. #: 99006003
Florida/NELAP Certification #: E87627
Kentucky UST Certification #: 84
Louisiana DoH Drinking Water #: LA029
Virginia/VELAP Certification #: 460221

Pace Analytical Services Asheville

2225 Riverside Drive, Asheville, NC 28804
Florida/NELAP Certification #: E87648
North Carolina Drinking Water Certification #: 37712
North Carolina Wastewater Certification #: 40
South Carolina Laboratory ID: 99030
South Carolina Certification #: 99030001
Virginia/VELAP Certification #: 460222

This report shall not be reproduced, except in full,
without the written consent of Pace Analytical Services, LLC.

Pace Analytical Services, LLC
9800 Kincey Ave. Suite 100
Huntersville, NC 28078
(704)875-9092

SAMPLE SUMMARY

Project: CPC Huntersville-60674226
Pace Project No.: 92590515

Lab ID	Sample ID	Matrix	Date Collected	Date Received
92590515001	**MW-50**	Water	02/28/22 09:35	02/28/22 16:00
92590515002	**MW-46**	Water	02/28/22 09:40	02/28/22 16:00
92590515003	**MW-14**	Water	02/28/22 11:20	02/28/22 16:00
92590515004	**MW-13**	Water	02/28/22 11:30	02/28/22 16:00
92590515005	**MW-51**	Water	02/28/22 12:00	02/28/22 16:00
92590515006	**MW-08**	Water	02/28/22 13:15	02/28/22 16:00
92590515007	**MW-14D**	Water	02/28/22 13:40	02/28/22 16:00
92590515008	**DUP-2-20220228**	Water	02/28/22 00:00	02/28/22 16:00
92590515009	**MW-60**	Water	02/28/22 15:00	02/28/22 16:00
92590515010	**MW-45**	Water	02/28/22 14:00	02/28/22 16:00
92590515011	**MW-49**	Water	02/28/22 15:15	02/28/22 16:00
92590515012	**FB-1-20220228**	Water	02/28/22 14:30	02/28/22 16:00
92590515013	**TRIP BLANK**	Water	02/28/22 00:00	02/28/22 16:00

This report shall not be reproduced, except in full,
without the written consent of Pace Analytical Services, LLC.

Pace Analytical Services, LLC
9800 Kincey Ave. Suite 100
Huntersville, NC 28078
(704)875-9092

SAMPLE ANALYTE COUNT

Project: CPC Huntersville-60674226
Pace Project No.: 92590515

Lab ID	Sample ID	Method	Analysts	Analytes Reported	Laboratory
92590515001	**MW-50**	MADEP VPH	MAD	6	PASI-C
		EPA 6020B	CRW	1	PASI-A
		SM 6200B	BSH	63	PASI-C
92590515002	**MW-46**	MADEP VPH	MAD	6	PASI-C
		EPA 6020B	CRW	1	PASI-A
		SM 6200B	BSH	63	PASI-C
92590515003	**MW-14**	MADEP VPH	MAD	6	PASI-C
		EPA 6020B	CRW	1	PASI-A
		SM 6200B	BSH	63	PASI-C
92590515004	**MW-13**	MADEP VPH	MAD	6	PASI-C
		EPA 6020B	CRW	1	PASI-A
		SM 6200B	BSH	63	PASI-C
92590515005	**MW-51**	MADEP VPH	MAD	6	PASI-C
		EPA 6020B	CRW	1	PASI-A
		SM 6200B	SAS	63	PASI-C
92590515006	**MW-08**	MADEP VPH	MAD	6	PASI-C
		EPA 6020B	CRW	1	PASI-A
		SM 6200B	SAS	63	PASI-C
92590515007	**MW-14D**	MADEP VPH	MAD	6	PASI-C
		EPA 6020B	CRW	1	PASI-A
		SM 6200B	SAS	63	PASI-C
92590515008	**DUP-2-20220228**	MADEP VPH	MAD	6	PASI-C
		EPA 6020B	CRW	1	PASI-A
		SM 6200B	SAS	63	PASI-C
92590515009	**MW-60**	MADEP VPH	MAD	6	PASI-C
		EPA 6020B	CRW	1	PASI-A
		SM 6200B	SAS	63	PASI-C
92590515010	**MW-45**	MADEP VPH	MAD	6	PASI-C
		EPA 6020B	CRW	1	PASI-A
		SM 6200B	SAS	63	PASI-C
92590515011	**MW-49**	MADEP VPH	MAD	6	PASI-C
		EPA 6020B	CRW	1	PASI-A
		SM 6200B	SAS	63	PASI-C
92590515012	**FB-1-20220228**	MADEP VPH	MAD	6	PASI-C
		SM 6200B	SAS	63	PASI-C
92590515013	**TRIP BLANK**	SM 6200B	SAS	63	PASI-C

This report shall not be reproduced, except in full,
without the written consent of Pace Analytical Services, LLC.

Pace Analytical Services, LLC
9800 Kincey Ave. Suite 100
Huntersville, NC 28078
(704)875-9092

SAMPLE ANALYTE COUNT

Project: CPC Huntersville-60674226
Pace Project No.: 92590515

Lab ID	Sample ID	Method	Analysts	Analytes Reported	Laboratory

PASI-A = Pace Analytical Services - Asheville
PASI-C = Pace Analytical Services - Charlotte

This report shall not be reproduced, except in full,
without the written consent of Pace Analytical Services, LLC.

Pace Analytical Services, LLC
9800 Kincey Ave. Suite 100
Huntersville, NC 28078
(704)875-9092

ANALYTICAL RESULTS

Project: CPC Huntersville-60674226
Pace Project No.: 92590515

Sample: MW-50 **Lab ID: 92590515001** Collected: 02/28/22 09:35 Received: 02/28/22 16:00 Matrix: Water

Parameters	Results	Units	Report Limit	MDL	DF	Prepared	Analyzed	CAS No.	Qual
VPH NC Water	Analytical Method: MADEP VPH								
	Pace Analytical Services - Charlotte								
Total VPH (C5-C12)	**17800**	ug/L	250	250	5		03/03/22 08:47		N2
Aliphatic (C05-C08)	**14300**	ug/L	250	250	5		03/03/22 08:47		N2
Aliphatic(C09-C12) Adjusted	**2970**	ug/L	250	250	5		03/03/22 08:47		N2
Aromatic (C09-C10)	**523**	ug/L	250	250	5		03/03/22 08:47		N2
Surrogates									
4-Bromofluorobenzene (FID) (S)	99	%	70-130		5		03/03/22 08:47	460-00-4	
4-Bromofluorobenzene (PID) (S)	89	%	70-130		5		03/03/22 08:47	460-00-4	
6020 MET ICPMS	Analytical Method: EPA 6020B Preparation Method: EPA 3010A								
	Pace Analytical Services - Asheville								
Lead	ND	ug/L	5.0	0.077	1	03/01/22 12:51	03/01/22 19:34	7439-92-1	
6200B MSV	Analytical Method: SM 6200B								
	Pace Analytical Services - Charlotte								
Benzene	**819**	ug/L	5.0	3.4	10		03/01/22 20:07	71-43-2	
Bromobenzene	ND	ug/L	5.0	2.9	10		03/01/22 20:07	108-86-1	
Bromochloromethane	ND	ug/L	5.0	4.7	10		03/01/22 20:07	74-97-5	
Bromodichloromethane	ND	ug/L	5.0	3.1	10		03/01/22 20:07	75-27-4	
Bromoform	ND	ug/L	5.0	3.4	10		03/01/22 20:07	75-25-2	
Bromomethane	ND	ug/L	50.0	16.6	10		03/01/22 20:07	74-83-9	
n-Butylbenzene	ND	ug/L	5.0	4.9	10		03/01/22 20:07	104-51-8	
sec-Butylbenzene	ND	ug/L	5.0	4.0	10		03/01/22 20:07	135-98-8	
tert-Butylbenzene	ND	ug/L	5.0	3.2	10		03/01/22 20:07	98-06-6	
Carbon tetrachloride	ND	ug/L	5.0	3.3	10		03/01/22 20:07	56-23-5	
Chlorobenzene	ND	ug/L	5.0	2.8	10		03/01/22 20:07	108-90-7	
Chloroethane	ND	ug/L	10.0	6.5	10		03/01/22 20:07	75-00-3	
Chloroform	ND	ug/L	5.0	3.5	10		03/01/22 20:07	67-66-3	
Chloromethane	ND	ug/L	10.0	5.4	10		03/01/22 20:07	74-87-3	
2-Chlorotoluene	ND	ug/L	5.0	3.2	10		03/01/22 20:07	95-49-8	
4-Chlorotoluene	ND	ug/L	5.0	3.2	10		03/01/22 20:07	106-43-4	
1,2-Dibromo-3-chloropropane	ND	ug/L	10.0	3.4	10		03/01/22 20:07	96-12-8	
Dibromochloromethane	ND	ug/L	5.0	3.6	10		03/01/22 20:07	124-48-1	
1,2-Dibromoethane (EDB)	ND	ug/L	5.0	2.7	10		03/01/22 20:07	106-93-4	
Dibromomethane	ND	ug/L	5.0	3.9	10		03/01/22 20:07	74-95-3	
1,2-Dichlorobenzene	ND	ug/L	5.0	3.4	10		03/01/22 20:07	95-50-1	
1,3-Dichlorobenzene	ND	ug/L	5.0	3.4	10		03/01/22 20:07	541-73-1	
1,4-Dichlorobenzene	ND	ug/L	5.0	3.3	10		03/01/22 20:07	106-46-7	
Dichlorodifluoromethane	ND	ug/L	5.0	3.5	10		03/01/22 20:07	75-71-8	
1,1-Dichloroethane	ND	ug/L	5.0	3.7	10		03/01/22 20:07	75-34-3	
1,2-Dichloroethane	ND	ug/L	5.0	3.2	10		03/01/22 20:07	107-06-2	
1,1-Dichloroethene	ND	ug/L	5.0	3.5	10		03/01/22 20:07	75-35-4	
cis-1,2-Dichloroethene	ND	ug/L	5.0	3.8	10		03/01/22 20:07	156-59-2	
trans-1,2-Dichloroethene	ND	ug/L	5.0	4.0	10		03/01/22 20:07	156-60-5	
1,2-Dichloropropane	ND	ug/L	5.0	3.6	10		03/01/22 20:07	78-87-5	
1,3-Dichloropropane	ND	ug/L	5.0	2.8	10		03/01/22 20:07	142-28-9	

This report shall not be reproduced, except in full,
without the written consent of Pace Analytical Services, LLC.

Pace Analytical Services, LLC
9800 Kincey Ave. Suite 100
Huntersville, NC 28078
(704)875-9092

ANALYTICAL RESULTS

Project: CPC Huntersville-60674226
Pace Project No.: 92590515

Sample: MW-50 **Lab ID: 92590515001** Collected: 02/28/22 09:35 Received: 02/28/22 16:00 Matrix: Water

Parameters	Results	Units	Report Limit	MDL	DF	Prepared	Analyzed	CAS No.	Qual
6200B MSV	Analytical Method: SM 6200B								
	Pace Analytical Services - Charlotte								
2,2-Dichloropropane	ND	ug/L	5.0	3.9	10		03/01/22 20:07	594-20-7	
1,1-Dichloropropene	ND	ug/L	5.0	4.3	10		03/01/22 20:07	563-58-6	
cis-1,3-Dichloropropene	ND	ug/L	5.0	3.6	10		03/01/22 20:07	10061-01-5	
trans-1,3-Dichloropropene	ND	ug/L	5.0	3.6	10		03/01/22 20:07	10061-02-6	
Diisopropyl ether	**23.0**	ug/L	5.0	3.1	10		03/01/22 20:07	108-20-3	
Ethylbenzene	**83.8**	ug/L	5.0	3.0	10		03/01/22 20:07	100-41-4	
Hexachloro-1,3-butadiene	ND	ug/L	20.0	15.3	10		03/01/22 20:07	87-68-3	
Isopropylbenzene (Cumene)	**4.0J**	ug/L	5.0	3.3	10		03/01/22 20:07	98-82-8	
Methylene Chloride	ND	ug/L	20.0	19.5	10		03/01/22 20:07	75-09-2	
Methyl-tert-butyl ether	ND	ug/L	5.0	4.2	10		03/01/22 20:07	1634-04-4	
Naphthalene	**36.1**	ug/L	20.0	6.4	10		03/01/22 20:07	91-20-3	
n-Propylbenzene	**7.4**	ug/L	5.0	3.4	10		03/01/22 20:07	103-65-1	
Styrene	ND	ug/L	5.0	2.9	10		03/01/22 20:07	100-42-5	
1,1,1,2-Tetrachloroethane	ND	ug/L	5.0	3.1	10		03/01/22 20:07	630-20-6	
1,1,2,2-Tetrachloroethane	ND	ug/L	5.0	2.2	10		03/01/22 20:07	79-34-5	
Tetrachloroethene	ND	ug/L	5.0	2.9	10		03/01/22 20:07	127-18-4	
Toluene	**1570**	ug/L	5.0	4.8	10		03/01/22 20:07	108-88-3	
1,2,3-Trichlorobenzene	ND	ug/L	20.0	8.1	10		03/01/22 20:07	87-61-6	
1,2,4-Trichlorobenzene	ND	ug/L	20.0	6.4	10		03/01/22 20:07	120-82-1	
1,1,1-Trichloroethane	ND	ug/L	5.0	3.3	10		03/01/22 20:07	71-55-6	
1,1,2-Trichloroethane	ND	ug/L	5.0	3.2	10		03/01/22 20:07	79-00-5	
Trichloroethene	ND	ug/L	5.0	3.8	10		03/01/22 20:07	79-01-6	
Trichlorofluoromethane	ND	ug/L	10.0	3.0	10		03/01/22 20:07	75-69-4	
1,2,3-Trichloropropane	ND	ug/L	5.0	2.6	10		03/01/22 20:07	96-18-4	
1,2,4-Trimethylbenzene	**120**	ug/L	5.0	5.0	10		03/01/22 20:07	95-63-6	
1,3,5-Trimethylbenzene	**33.0**	ug/L	5.0	3.3	10		03/01/22 20:07	108-67-8	
Vinyl chloride	ND	ug/L	10.0	3.9	10		03/01/22 20:07	75-01-4	
m&p-Xylene	**812**	ug/L	10.0	7.1	10		03/01/22 20:07	179601-23-1	
o-Xylene	**548**	ug/L	5.0	3.4	10		03/01/22 20:07	95-47-6	
Surrogates									
1,2-Dichloroethane-d4 (S)	93	%	70-130		10		03/01/22 20:07	17060-07-0	
4-Bromofluorobenzene (S)	95	%	70-130		10		03/01/22 20:07	460-00-4	
Toluene-d8 (S)	97	%	70-130		10		03/01/22 20:07	2037-26-5	

This report shall not be reproduced, except in full,
without the written consent of Pace Analytical Services, LLC.

Pace Analytical Services, LLC
9800 Kincey Ave. Suite 100
Huntersville, NC 28078
(704)875-9092

ANALYTICAL RESULTS

Project: CPC Huntersville-60674226
Pace Project No.: 92590515

Sample: MW-46 **Lab ID: 92590515002** Collected: 02/28/22 09:40 Received: 02/28/22 16:00 Matrix: Water

Parameters	Results	Units	Report Limit	MDL	DF	Prepared	Analyzed	CAS No.	Qual
VPH NC Water	Analytical Method: MADEP VPH								
	Pace Analytical Services - Charlotte								
Total VPH (C5-C12)	ND	ug/L	50.0	50.0	1		03/02/22 00:22		N2
Aliphatic (C05-C08)	ND	ug/L	50.0	50.0	1		03/02/22 00:22		N2
Aliphatic(C09-C12) Adjusted	ND	ug/L	50.0	50.0	1		03/02/22 00:22		N2
Aromatic (C09-C10)	ND	ug/L	50.0	50.0	1		03/02/22 00:22		N2
Surrogates									
4-Bromofluorobenzene (FID) (S)	100	%	70-130		1		03/02/22 00:22	460-00-4	
4-Bromofluorobenzene (PID) (S)	92	%	70-130		1		03/02/22 00:22	460-00-4	
6020 MET ICPMS	Analytical Method: EPA 6020B Preparation Method: EPA 3010A								
	Pace Analytical Services - Asheville								
Lead	ND	ug/L	5.0	0.077	1	03/01/22 12:51	03/01/22 19:38	7439-92-1	
6200B MSV	Analytical Method: SM 6200B								
	Pace Analytical Services - Charlotte								
Benzene	ND	ug/L	0.50	0.34	1		03/01/22 19:14	71-43-2	
Bromobenzene	ND	ug/L	0.50	0.29	1		03/01/22 19:14	108-86-1	
Bromochloromethane	ND	ug/L	0.50	0.47	1		03/01/22 19:14	74-97-5	
Bromodichloromethane	ND	ug/L	0.50	0.31	1		03/01/22 19:14	75-27-4	
Bromoform	ND	ug/L	0.50	0.34	1		03/01/22 19:14	75-25-2	
Bromomethane	ND	ug/L	5.0	1.7	1		03/01/22 19:14	74-83-9	
n-Butylbenzene	ND	ug/L	0.50	0.49	1		03/01/22 19:14	104-51-8	
sec-Butylbenzene	ND	ug/L	0.50	0.40	1		03/01/22 19:14	135-98-8	
tert-Butylbenzene	ND	ug/L	0.50	0.32	1		03/01/22 19:14	98-06-6	
Carbon tetrachloride	ND	ug/L	0.50	0.33	1		03/01/22 19:14	56-23-5	
Chlorobenzene	ND	ug/L	0.50	0.28	1		03/01/22 19:14	108-90-7	
Chloroethane	ND	ug/L	1.0	0.65	1		03/01/22 19:14	75-00-3	
Chloroform	ND	ug/L	0.50	0.35	1		03/01/22 19:14	67-66-3	
Chloromethane	ND	ug/L	1.0	0.54	1		03/01/22 19:14	74-87-3	
2-Chlorotoluene	ND	ug/L	0.50	0.32	1		03/01/22 19:14	95-49-8	
4-Chlorotoluene	ND	ug/L	0.50	0.32	1		03/01/22 19:14	106-43-4	
1,2-Dibromo-3-chloropropane	ND	ug/L	1.0	0.34	1		03/01/22 19:14	96-12-8	
Dibromochloromethane	ND	ug/L	0.50	0.36	1		03/01/22 19:14	124-48-1	
1,2-Dibromoethane (EDB)	ND	ug/L	0.50	0.27	1		03/01/22 19:14	106-93-4	
Dibromomethane	ND	ug/L	0.50	0.39	1		03/01/22 19:14	74-95-3	
1,2-Dichlorobenzene	ND	ug/L	0.50	0.34	1		03/01/22 19:14	95-50-1	
1,3-Dichlorobenzene	ND	ug/L	0.50	0.34	1		03/01/22 19:14	541-73-1	
1,4-Dichlorobenzene	ND	ug/L	0.50	0.33	1		03/01/22 19:14	106-46-7	
Dichlorodifluoromethane	ND	ug/L	0.50	0.35	1		03/01/22 19:14	75-71-8	
1,1-Dichloroethane	ND	ug/L	0.50	0.37	1		03/01/22 19:14	75-34-3	
1,2-Dichloroethane	ND	ug/L	0.50	0.32	1		03/01/22 19:14	107-06-2	
1,1-Dichloroethene	ND	ug/L	0.50	0.35	1		03/01/22 19:14	75-35-4	
cis-1,2-Dichloroethene	ND	ug/L	0.50	0.38	1		03/01/22 19:14	156-59-2	
trans-1,2-Dichloroethene	ND	ug/L	0.50	0.40	1		03/01/22 19:14	156-60-5	
1,2-Dichloropropane	ND	ug/L	0.50	0.36	1		03/01/22 19:14	78-87-5	
1,3-Dichloropropane	ND	ug/L	0.50	0.28	1		03/01/22 19:14	142-28-9	

This report shall not be reproduced, except in full,
without the written consent of Pace Analytical Services, LLC.

Pace Analytical Services, LLC
9800 Kincey Ave. Suite 100
Huntersville, NC 28078
(704)875-9092

ANALYTICAL RESULTS

Project: CPC Huntersville-60674226
Pace Project No.: 92590515

Sample: MW-46 **Lab ID: 92590515002** Collected: 02/28/22 09:40 Received: 02/28/22 16:00 Matrix: Water

Parameters	Results	Units	Report Limit	MDL	DF	Prepared	Analyzed	CAS No.	Qual
6200B MSV	Analytical Method: SM 6200B								
	Pace Analytical Services - Charlotte								
2,2-Dichloropropane	ND	ug/L	0.50	0.39	1		03/01/22 19:14	594-20-7	
1,1-Dichloropropene	ND	ug/L	0.50	0.43	1		03/01/22 19:14	563-58-6	
cis-1,3-Dichloropropene	ND	ug/L	0.50	0.36	1		03/01/22 19:14	10061-01-5	
trans-1,3-Dichloropropene	ND	ug/L	0.50	0.36	1		03/01/22 19:14	10061-02-6	
Diisopropyl ether	ND	ug/L	0.50	0.31	1		03/01/22 19:14	108-20-3	
Ethylbenzene	ND	ug/L	0.50	0.30	1		03/01/22 19:14	100-41-4	
Hexachloro-1,3-butadiene	ND	ug/L	2.0	1.5	1		03/01/22 19:14	87-68-3	
Isopropylbenzene (Cumene)	ND	ug/L	0.50	0.33	1		03/01/22 19:14	98-82-8	
Methylene Chloride	ND	ug/L	2.0	2.0	1		03/01/22 19:14	75-09-2	
Methyl-tert-butyl ether	ND	ug/L	0.50	0.42	1		03/01/22 19:14	1634-04-4	
Naphthalene	ND	ug/L	2.0	0.64	1		03/01/22 19:14	91-20-3	
n-Propylbenzene	ND	ug/L	0.50	0.34	1		03/01/22 19:14	103-65-1	
Styrene	ND	ug/L	0.50	0.29	1		03/01/22 19:14	100-42-5	
1,1,1,2-Tetrachloroethane	ND	ug/L	0.50	0.31	1		03/01/22 19:14	630-20-6	
1,1,2,2-Tetrachloroethane	ND	ug/L	0.50	0.22	1		03/01/22 19:14	79-34-5	
Tetrachloroethene	ND	ug/L	0.50	0.29	1		03/01/22 19:14	127-18-4	
Toluene	ND	ug/L	0.50	0.48	1		03/01/22 19:14	108-88-3	
1,2,3-Trichlorobenzene	ND	ug/L	2.0	0.81	1		03/01/22 19:14	87-61-6	
1,2,4-Trichlorobenzene	ND	ug/L	2.0	0.64	1		03/01/22 19:14	120-82-1	
1,1,1-Trichloroethane	ND	ug/L	0.50	0.33	1		03/01/22 19:14	71-55-6	
1,1,2-Trichloroethane	ND	ug/L	0.50	0.32	1		03/01/22 19:14	79-00-5	
Trichloroethene	ND	ug/L	0.50	0.38	1		03/01/22 19:14	79-01-6	
Trichlorofluoromethane	ND	ug/L	1.0	0.30	1		03/01/22 19:14	75-69-4	
1,2,3-Trichloropropane	ND	ug/L	0.50	0.26	1		03/01/22 19:14	96-18-4	
1,2,4-Trimethylbenzene	ND	ug/L	0.50	0.50	1		03/01/22 19:14	95-63-6	
1,3,5-Trimethylbenzene	ND	ug/L	0.50	0.33	1		03/01/22 19:14	108-67-8	
Vinyl chloride	ND	ug/L	1.0	0.39	1		03/01/22 19:14	75-01-4	
m&p-Xylene	ND	ug/L	1.0	0.71	1		03/01/22 19:14	179601-23-1	
o-Xylene	ND	ug/L	0.50	0.34	1		03/01/22 19:14	95-47-6	
Surrogates									
1,2-Dichloroethane-d4 (S)	89	%	70-130		1		03/01/22 19:14	17060-07-0	
4-Bromofluorobenzene (S)	97	%	70-130		1		03/01/22 19:14	460-00-4	
Toluene-d8 (S)	100	%	70-130		1		03/01/22 19:14	2037-26-5	

This report shall not be reproduced, except in full,
without the written consent of Pace Analytical Services, LLC.

Pace Analytical Services, LLC
9800 Kincey Ave. Suite 100
Huntersville, NC 28078
(704)875-9092

ANALYTICAL RESULTS

Project: CPC Huntersville-60674226
Pace Project No.: 92590515

Sample: MW-14 **Lab ID: 92590515003** Collected: 02/28/22 11:20 Received: 02/28/22 16:00 Matrix: Water

Parameters	Results	Units	Report Limit	MDL	DF	Prepared	Analyzed	CAS No.	Qual
VPH NC Water	Analytical Method: MADEP VPH								
	Pace Analytical Services - Charlotte								
Total VPH (C5-C12)	ND	ug/L	50.0	50.0	1		03/02/22 00:51		N2
Aliphatic (C05-C08)	ND	ug/L	50.0	50.0	1		03/02/22 00:51		N2
Aliphatic(C09-C12) Adjusted	ND	ug/L	50.0	50.0	1		03/02/22 00:51		N2
Aromatic (C09-C10)	ND	ug/L	50.0	50.0	1		03/02/22 00:51		N2
Surrogates									
4-Bromofluorobenzene (FID) (S)	96	%	70-130		1		03/02/22 00:51	460-00-4	
4-Bromofluorobenzene (PID) (S)	88	%	70-130		1		03/02/22 00:51	460-00-4	
6020 MET ICPMS	Analytical Method: EPA 6020B Preparation Method: EPA 3010A								
	Pace Analytical Services - Asheville								
Lead	**0.26J**	ug/L	5.0	0.077	1	03/01/22 12:51	03/01/22 19:42	7439-92-1	
6200B MSV	Analytical Method: SM 6200B								
	Pace Analytical Services - Charlotte								
Benzene	ND	ug/L	0.50	0.34	1		03/01/22 19:32	71-43-2	
Bromobenzene	ND	ug/L	0.50	0.29	1		03/01/22 19:32	108-86-1	
Bromochloromethane	ND	ug/L	0.50	0.47	1		03/01/22 19:32	74-97-5	
Bromodichloromethane	ND	ug/L	0.50	0.31	1		03/01/22 19:32	75-27-4	
Bromoform	ND	ug/L	0.50	0.34	1		03/01/22 19:32	75-25-2	
Bromomethane	ND	ug/L	5.0	1.7	1		03/01/22 19:32	74-83-9	
n-Butylbenzene	ND	ug/L	0.50	0.49	1		03/01/22 19:32	104-51-8	
sec-Butylbenzene	ND	ug/L	0.50	0.40	1		03/01/22 19:32	135-98-8	
tert-Butylbenzene	ND	ug/L	0.50	0.32	1		03/01/22 19:32	98-06-6	
Carbon tetrachloride	ND	ug/L	0.50	0.33	1		03/01/22 19:32	56-23-5	
Chlorobenzene	ND	ug/L	0.50	0.28	1		03/01/22 19:32	108-90-7	
Chloroethane	ND	ug/L	1.0	0.65	1		03/01/22 19:32	75-00-3	
Chloroform	ND	ug/L	0.50	0.35	1		03/01/22 19:32	67-66-3	
Chloromethane	ND	ug/L	1.0	0.54	1		03/01/22 19:32	74-87-3	
2-Chlorotoluene	ND	ug/L	0.50	0.32	1		03/01/22 19:32	95-49-8	
4-Chlorotoluene	ND	ug/L	0.50	0.32	1		03/01/22 19:32	106-43-4	
1,2-Dibromo-3-chloropropane	ND	ug/L	1.0	0.34	1		03/01/22 19:32	96-12-8	
Dibromochloromethane	ND	ug/L	0.50	0.36	1		03/01/22 19:32	124-48-1	
1,2-Dibromoethane (EDB)	ND	ug/L	0.50	0.27	1		03/01/22 19:32	106-93-4	
Dibromomethane	ND	ug/L	0.50	0.39	1		03/01/22 19:32	74-95-3	
1,2-Dichlorobenzene	ND	ug/L	0.50	0.34	1		03/01/22 19:32	95-50-1	
1,3-Dichlorobenzene	ND	ug/L	0.50	0.34	1		03/01/22 19:32	541-73-1	
1,4-Dichlorobenzene	ND	ug/L	0.50	0.33	1		03/01/22 19:32	106-46-7	
Dichlorodifluoromethane	ND	ug/L	0.50	0.35	1		03/01/22 19:32	75-71-8	
1,1-Dichloroethane	ND	ug/L	0.50	0.37	1		03/01/22 19:32	75-34-3	
1,2-Dichloroethane	ND	ug/L	0.50	0.32	1		03/01/22 19:32	107-06-2	
1,1-Dichloroethene	ND	ug/L	0.50	0.35	1		03/01/22 19:32	75-35-4	
cis-1,2-Dichloroethene	ND	ug/L	0.50	0.38	1		03/01/22 19:32	156-59-2	
trans-1,2-Dichloroethene	ND	ug/L	0.50	0.40	1		03/01/22 19:32	156-60-5	
1,2-Dichloropropane	ND	ug/L	0.50	0.36	1		03/01/22 19:32	78-87-5	
1,3-Dichloropropane	ND	ug/L	0.50	0.28	1		03/01/22 19:32	142-28-9	

This report shall not be reproduced, except in full,
without the written consent of Pace Analytical Services, LLC.

Pace Analytical Services, LLC
9800 Kincey Ave. Suite 100
Huntersville, NC 28078
(704)875-9092

ANALYTICAL RESULTS

Project: CPC Huntersville-60674226
Pace Project No.: 92590515

Sample: MW-14 **Lab ID: 92590515003** Collected: 02/28/22 11:20 Received: 02/28/22 16:00 Matrix: Water

Parameters	Results	Units	Report Limit	MDL	DF	Prepared	Analyzed	CAS No.	Qual
6200B MSV	Analytical Method: SM 6200B								
	Pace Analytical Services - Charlotte								
2,2-Dichloropropane	ND	ug/L	0.50	0.39	1		03/01/22 19:32	594-20-7	
1,1-Dichloropropene	ND	ug/L	0.50	0.43	1		03/01/22 19:32	563-58-6	
cis-1,3-Dichloropropene	ND	ug/L	0.50	0.36	1		03/01/22 19:32	10061-01-5	
trans-1,3-Dichloropropene	ND	ug/L	0.50	0.36	1		03/01/22 19:32	10061-02-6	
Diisopropyl ether	ND	ug/L	0.50	0.31	1		03/01/22 19:32	108-20-3	
Ethylbenzene	ND	ug/L	0.50	0.30	1		03/01/22 19:32	100-41-4	
Hexachloro-1,3-butadiene	ND	ug/L	2.0	1.5	1		03/01/22 19:32	87-68-3	
Isopropylbenzene (Cumene)	ND	ug/L	0.50	0.33	1		03/01/22 19:32	98-82-8	
Methylene Chloride	ND	ug/L	2.0	2.0	1		03/01/22 19:32	75-09-2	
Methyl-tert-butyl ether	ND	ug/L	0.50	0.42	1		03/01/22 19:32	1634-04-4	
Naphthalene	ND	ug/L	2.0	0.64	1		03/01/22 19:32	91-20-3	
n-Propylbenzene	ND	ug/L	0.50	0.34	1		03/01/22 19:32	103-65-1	
Styrene	ND	ug/L	0.50	0.29	1		03/01/22 19:32	100-42-5	
1,1,1,2-Tetrachloroethane	ND	ug/L	0.50	0.31	1		03/01/22 19:32	630-20-6	
1,1,2,2-Tetrachloroethane	ND	ug/L	0.50	0.22	1		03/01/22 19:32	79-34-5	
Tetrachloroethene	ND	ug/L	0.50	0.29	1		03/01/22 19:32	127-18-4	
Toluene	ND	ug/L	0.50	0.48	1		03/01/22 19:32	108-88-3	
1,2,3-Trichlorobenzene	ND	ug/L	2.0	0.81	1		03/01/22 19:32	87-61-6	
1,2,4-Trichlorobenzene	ND	ug/L	2.0	0.64	1		03/01/22 19:32	120-82-1	
1,1,1-Trichloroethane	ND	ug/L	0.50	0.33	1		03/01/22 19:32	71-55-6	
1,1,2-Trichloroethane	ND	ug/L	0.50	0.32	1		03/01/22 19:32	79-00-5	
Trichloroethene	ND	ug/L	0.50	0.38	1		03/01/22 19:32	79-01-6	
Trichlorofluoromethane	ND	ug/L	1.0	0.30	1		03/01/22 19:32	75-69-4	
1,2,3-Trichloropropane	ND	ug/L	0.50	0.26	1		03/01/22 19:32	96-18-4	
1,2,4-Trimethylbenzene	ND	ug/L	0.50	0.50	1		03/01/22 19:32	95-63-6	
1,3,5-Trimethylbenzene	ND	ug/L	0.50	0.33	1		03/01/22 19:32	108-67-8	
Vinyl chloride	ND	ug/L	1.0	0.39	1		03/01/22 19:32	75-01-4	
m&p-Xylene	ND	ug/L	1.0	0.71	1		03/01/22 19:32	179601-23-1	
o-Xylene	ND	ug/L	0.50	0.34	1		03/01/22 19:32	95-47-6	
Surrogates									
1,2-Dichloroethane-d4 (S)	89	%	70-130		1		03/01/22 19:32	17060-07-0	
4-Bromofluorobenzene (S)	98	%	70-130		1		03/01/22 19:32	460-00-4	
Toluene-d8 (S)	100	%	70-130		1		03/01/22 19:32	2037-26-5	

This report shall not be reproduced, except in full,
without the written consent of Pace Analytical Services, LLC.

Pace Analytical Services, LLC
9800 Kincey Ave. Suite 100
Huntersville, NC 28078
(704)875-9092

ANALYTICAL RESULTS

Project: CPC Huntersville-60674226
Pace Project No.: 92590515

Sample: MW-13 **Lab ID: 92590515004** Collected: 02/28/22 11:30 Received: 02/28/22 16:00 Matrix: Water

Parameters	Results	Units	Report Limit	MDL	DF	Prepared	Analyzed	CAS No.	Qual
VPH NC Water	Analytical Method: MADEP VPH								
	Pace Analytical Services - Charlotte								
Total VPH (C5-C12)	ND	ug/L	50.0	50.0	1		03/02/22 01:20		N2
Aliphatic (C05-C08)	ND	ug/L	50.0	50.0	1		03/02/22 01:20		N2
Aliphatic(C09-C12) Adjusted	ND	ug/L	50.0	50.0	1		03/02/22 01:20		N2
Aromatic (C09-C10)	ND	ug/L	50.0	50.0	1		03/02/22 01:20		N2
Surrogates									
4-Bromofluorobenzene (FID) (S)	99	%	70-130		1		03/02/22 01:20	460-00-4	
4-Bromofluorobenzene (PID) (S)	91	%	70-130		1		03/02/22 01:20	460-00-4	
6020 MET ICPMS	Analytical Method: EPA 6020B Preparation Method: EPA 3010A								
	Pace Analytical Services - Asheville								
Lead	ND	ug/L	5.0	0.077	1	03/01/22 12:51	03/01/22 19:46	7439-92-1	
6200B MSV	Analytical Method: SM 6200B								
	Pace Analytical Services - Charlotte								
Benzene	ND	ug/L	0.50	0.34	1		03/01/22 19:49	71-43-2	
Bromobenzene	ND	ug/L	0.50	0.29	1		03/01/22 19:49	108-86-1	
Bromochloromethane	ND	ug/L	0.50	0.47	1		03/01/22 19:49	74-97-5	
Bromodichloromethane	ND	ug/L	0.50	0.31	1		03/01/22 19:49	75-27-4	
Bromoform	ND	ug/L	0.50	0.34	1		03/01/22 19:49	75-25-2	
Bromomethane	ND	ug/L	5.0	1.7	1		03/01/22 19:49	74-83-9	
n-Butylbenzene	ND	ug/L	0.50	0.49	1		03/01/22 19:49	104-51-8	
sec-Butylbenzene	ND	ug/L	0.50	0.40	1		03/01/22 19:49	135-98-8	
tert-Butylbenzene	ND	ug/L	0.50	0.32	1		03/01/22 19:49	98-06-6	
Carbon tetrachloride	ND	ug/L	0.50	0.33	1		03/01/22 19:49	56-23-5	
Chlorobenzene	ND	ug/L	0.50	0.28	1		03/01/22 19:49	108-90-7	
Chloroethane	ND	ug/L	1.0	0.65	1		03/01/22 19:49	75-00-3	
Chloroform	ND	ug/L	0.50	0.35	1		03/01/22 19:49	67-66-3	
Chloromethane	ND	ug/L	1.0	0.54	1		03/01/22 19:49	74-87-3	
2-Chlorotoluene	ND	ug/L	0.50	0.32	1		03/01/22 19:49	95-49-8	
4-Chlorotoluene	ND	ug/L	0.50	0.32	1		03/01/22 19:49	106-43-4	
1,2-Dibromo-3-chloropropane	ND	ug/L	1.0	0.34	1		03/01/22 19:49	96-12-8	
Dibromochloromethane	ND	ug/L	0.50	0.36	1		03/01/22 19:49	124-48-1	
1,2-Dibromoethane (EDB)	ND	ug/L	0.50	0.27	1		03/01/22 19:49	106-93-4	
Dibromomethane	ND	ug/L	0.50	0.39	1		03/01/22 19:49	74-95-3	
1,2-Dichlorobenzene	ND	ug/L	0.50	0.34	1		03/01/22 19:49	95-50-1	
1,3-Dichlorobenzene	ND	ug/L	0.50	0.34	1		03/01/22 19:49	541-73-1	
1,4-Dichlorobenzene	ND	ug/L	0.50	0.33	1		03/01/22 19:49	106-46-7	
Dichlorodifluoromethane	ND	ug/L	0.50	0.35	1		03/01/22 19:49	75-71-8	
1,1-Dichloroethane	ND	ug/L	0.50	0.37	1		03/01/22 19:49	75-34-3	
1,2-Dichloroethane	ND	ug/L	0.50	0.32	1		03/01/22 19:49	107-06-2	
1,1-Dichloroethene	ND	ug/L	0.50	0.35	1		03/01/22 19:49	75-35-4	
cis-1,2-Dichloroethene	ND	ug/L	0.50	0.38	1		03/01/22 19:49	156-59-2	
trans-1,2-Dichloroethene	ND	ug/L	0.50	0.40	1		03/01/22 19:49	156-60-5	
1,2-Dichloropropane	ND	ug/L	0.50	0.36	1		03/01/22 19:49	78-87-5	
1,3-Dichloropropane	ND	ug/L	0.50	0.28	1		03/01/22 19:49	142-28-9	

This report shall not be reproduced, except in full,
without the written consent of Pace Analytical Services, LLC.

Pace Analytical Services, LLC
9800 Kincey Ave. Suite 100
Huntersville, NC 28078
(704)875-9092

ANALYTICAL RESULTS

Project: CPC Huntersville-60674226
Pace Project No.: 92590515

Sample: MW-13 **Lab ID: 92590515004** Collected: 02/28/22 11:30 Received: 02/28/22 16:00 Matrix: Water

Parameters	Results	Units	Report Limit	MDL	DF	Prepared	Analyzed	CAS No.	Qual
6200B MSV	Analytical Method: SM 6200B								
	Pace Analytical Services - Charlotte								
2,2-Dichloropropane	ND	ug/L	0.50	0.39	1		03/01/22 19:49	594-20-7	
1,1-Dichloropropene	ND	ug/L	0.50	0.43	1		03/01/22 19:49	563-58-6	
cis-1,3-Dichloropropene	ND	ug/L	0.50	0.36	1		03/01/22 19:49	10061-01-5	
trans-1,3-Dichloropropene	ND	ug/L	0.50	0.36	1		03/01/22 19:49	10061-02-6	
Diisopropyl ether	ND	ug/L	0.50	0.31	1		03/01/22 19:49	108-20-3	
Ethylbenzene	ND	ug/L	0.50	0.30	1		03/01/22 19:49	100-41-4	
Hexachloro-1,3-butadiene	ND	ug/L	2.0	1.5	1		03/01/22 19:49	87-68-3	
Isopropylbenzene (Cumene)	ND	ug/L	0.50	0.33	1		03/01/22 19:49	98-82-8	
Methylene Chloride	ND	ug/L	2.0	2.0	1		03/01/22 19:49	75-09-2	
Methyl-tert-butyl ether	ND	ug/L	0.50	0.42	1		03/01/22 19:49	1634-04-4	
Naphthalene	ND	ug/L	2.0	0.64	1		03/01/22 19:49	91-20-3	
n-Propylbenzene	ND	ug/L	0.50	0.34	1		03/01/22 19:49	103-65-1	
Styrene	ND	ug/L	0.50	0.29	1		03/01/22 19:49	100-42-5	
1,1,1,2-Tetrachloroethane	ND	ug/L	0.50	0.31	1		03/01/22 19:49	630-20-6	
1,1,2,2-Tetrachloroethane	ND	ug/L	0.50	0.22	1		03/01/22 19:49	79-34-5	
Tetrachloroethene	ND	ug/L	0.50	0.29	1		03/01/22 19:49	127-18-4	
Toluene	**1.3**	ug/L	0.50	0.48	1		03/01/22 19:49	108-88-3	
1,2,3-Trichlorobenzene	ND	ug/L	2.0	0.81	1		03/01/22 19:49	87-61-6	
1,2,4-Trichlorobenzene	ND	ug/L	2.0	0.64	1		03/01/22 19:49	120-82-1	
1,1,1-Trichloroethane	ND	ug/L	0.50	0.33	1		03/01/22 19:49	71-55-6	
1,1,2-Trichloroethane	ND	ug/L	0.50	0.32	1		03/01/22 19:49	79-00-5	
Trichloroethene	ND	ug/L	0.50	0.38	1		03/01/22 19:49	79-01-6	
Trichlorofluoromethane	ND	ug/L	1.0	0.30	1		03/01/22 19:49	75-69-4	
1,2,3-Trichloropropane	ND	ug/L	0.50	0.26	1		03/01/22 19:49	96-18-4	
1,2,4-Trimethylbenzene	ND	ug/L	0.50	0.50	1		03/01/22 19:49	95-63-6	
1,3,5-Trimethylbenzene	ND	ug/L	0.50	0.33	1		03/01/22 19:49	108-67-8	
Vinyl chloride	ND	ug/L	1.0	0.39	1		03/01/22 19:49	75-01-4	
m&p-Xylene	**0.98J**	ug/L	1.0	0.71	1		03/01/22 19:49	179601-23-1	
o-Xylene	**0.60**	ug/L	0.50	0.34	1		03/01/22 19:49	95-47-6	
Surrogates									
1,2-Dichloroethane-d4 (S)	88	%	70-130		1		03/01/22 19:49	17060-07-0	
4-Bromofluorobenzene (S)	98	%	70-130		1		03/01/22 19:49	460-00-4	
Toluene-d8 (S)	100	%	70-130		1		03/01/22 19:49	2037-26-5	

This report shall not be reproduced, except in full,
without the written consent of Pace Analytical Services, LLC.

Pace Analytical Services, LLC
9800 Kincey Ave. Suite 100
Huntersville, NC 28078
(704)875-9092

ANALYTICAL RESULTS

Project: CPC Huntersville-60674226
Pace Project No.: 92590515

Sample: MW-51 **Lab ID: 92590515005** Collected: 02/28/22 12:00 Received: 02/28/22 16:00 Matrix: Water

Parameters	Results	Units	Report Limit	MDL	DF	Prepared	Analyzed	CAS No.	Qual
VPH NC Water	Analytical Method: MADEP VPH								
	Pace Analytical Services - Charlotte								
Total VPH (C5-C12)	ND	ug/L	50.0	50.0	1		03/02/22 01:48		N2
Aliphatic (C05-C08)	ND	ug/L	50.0	50.0	1		03/02/22 01:48		N2
Aliphatic(C09-C12) Adjusted	ND	ug/L	50.0	50.0	1		03/02/22 01:48		N2
Aromatic (C09-C10)	ND	ug/L	50.0	50.0	1		03/02/22 01:48		N2
Surrogates									
4-Bromofluorobenzene (FID) (S)	102	%	70-130		1		03/02/22 01:48	460-00-4	
4-Bromofluorobenzene (PID) (S)	93	%	70-130		1		03/02/22 01:48	460-00-4	
6020 MET ICPMS	Analytical Method: EPA 6020B Preparation Method: EPA 3010A								
	Pace Analytical Services - Asheville								
Lead	**7.3J**	ug/L	25.0	0.38	5	03/01/22 12:51	03/01/22 19:50	7439-92-1	
6200B MSV	Analytical Method: SM 6200B								
	Pace Analytical Services - Charlotte								
Benzene	ND	ug/L	0.50	0.34	1		03/01/22 15:47	71-43-2	
Bromobenzene	ND	ug/L	0.50	0.29	1		03/01/22 15:47	108-86-1	
Bromochloromethane	ND	ug/L	0.50	0.47	1		03/01/22 15:47	74-97-5	
Bromodichloromethane	ND	ug/L	0.50	0.31	1		03/01/22 15:47	75-27-4	
Bromoform	ND	ug/L	0.50	0.34	1		03/01/22 15:47	75-25-2	
Bromomethane	ND	ug/L	5.0	1.7	1		03/01/22 15:47	74-83-9	IH
n-Butylbenzene	ND	ug/L	0.50	0.49	1		03/01/22 15:47	104-51-8	
sec-Butylbenzene	ND	ug/L	0.50	0.40	1		03/01/22 15:47	135-98-8	
tert-Butylbenzene	ND	ug/L	0.50	0.32	1		03/01/22 15:47	98-06-6	
Carbon tetrachloride	ND	ug/L	0.50	0.33	1		03/01/22 15:47	56-23-5	
Chlorobenzene	ND	ug/L	0.50	0.28	1		03/01/22 15:47	108-90-7	
Chloroethane	ND	ug/L	1.0	0.65	1		03/01/22 15:47	75-00-3	
Chloroform	ND	ug/L	0.50	0.35	1		03/01/22 15:47	67-66-3	
Chloromethane	ND	ug/L	1.0	0.54	1		03/01/22 15:47	74-87-3	
2-Chlorotoluene	ND	ug/L	0.50	0.32	1		03/01/22 15:47	95-49-8	
4-Chlorotoluene	ND	ug/L	0.50	0.32	1		03/01/22 15:47	106-43-4	
1,2-Dibromo-3-chloropropane	ND	ug/L	1.0	0.34	1		03/01/22 15:47	96-12-8	
Dibromochloromethane	ND	ug/L	0.50	0.36	1		03/01/22 15:47	124-48-1	
1,2-Dibromoethane (EDB)	ND	ug/L	0.50	0.27	1		03/01/22 15:47	106-93-4	
Dibromomethane	ND	ug/L	0.50	0.39	1		03/01/22 15:47	74-95-3	
1,2-Dichlorobenzene	ND	ug/L	0.50	0.34	1		03/01/22 15:47	95-50-1	
1,3-Dichlorobenzene	ND	ug/L	0.50	0.34	1		03/01/22 15:47	541-73-1	
1,4-Dichlorobenzene	ND	ug/L	0.50	0.33	1		03/01/22 15:47	106-46-7	
Dichlorodifluoromethane	ND	ug/L	0.50	0.35	1		03/01/22 15:47	75-71-8	
1,1-Dichloroethane	ND	ug/L	0.50	0.37	1		03/01/22 15:47	75-34-3	
1,2-Dichloroethane	ND	ug/L	0.50	0.32	1		03/01/22 15:47	107-06-2	
1,1-Dichloroethene	ND	ug/L	0.50	0.35	1		03/01/22 15:47	75-35-4	
cis-1,2-Dichloroethene	ND	ug/L	0.50	0.38	1		03/01/22 15:47	156-59-2	
trans-1,2-Dichloroethene	ND	ug/L	0.50	0.40	1		03/01/22 15:47	156-60-5	
1,2-Dichloropropane	ND	ug/L	0.50	0.36	1		03/01/22 15:47	78-87-5	
1,3-Dichloropropane	ND	ug/L	0.50	0.28	1		03/01/22 15:47	142-28-9	

This report shall not be reproduced, except in full,
without the written consent of Pace Analytical Services, LLC.

Pace Analytical Services, LLC
9800 Kincey Ave. Suite 100
Huntersville, NC 28078
(704)875-9092

ANALYTICAL RESULTS

Project: CPC Huntersville-60674226
Pace Project No.: 92590515

Sample: MW-51 **Lab ID: 92590515005** Collected: 02/28/22 12:00 Received: 02/28/22 16:00 Matrix: Water

Parameters	Results	Units	Report Limit	MDL	DF	Prepared	Analyzed	CAS No.	Qual
6200B MSV	Analytical Method: SM 6200B								
	Pace Analytical Services - Charlotte								
2,2-Dichloropropane	ND	ug/L	0.50	0.39	1		03/01/22 15:47	594-20-7	
1,1-Dichloropropene	ND	ug/L	0.50	0.43	1		03/01/22 15:47	563-58-6	
cis-1,3-Dichloropropene	ND	ug/L	0.50	0.36	1		03/01/22 15:47	10061-01-5	
trans-1,3-Dichloropropene	ND	ug/L	0.50	0.36	1		03/01/22 15:47	10061-02-6	
Diisopropyl ether	ND	ug/L	0.50	0.31	1		03/01/22 15:47	108-20-3	
Ethylbenzene	ND	ug/L	0.50	0.30	1		03/01/22 15:47	100-41-4	
Hexachloro-1,3-butadiene	ND	ug/L	2.0	1.5	1		03/01/22 15:47	87-68-3	
Isopropylbenzene (Cumene)	ND	ug/L	0.50	0.33	1		03/01/22 15:47	98-82-8	
Methylene Chloride	ND	ug/L	2.0	2.0	1		03/01/22 15:47	75-09-2	
Methyl-tert-butyl ether	ND	ug/L	0.50	0.42	1		03/01/22 15:47	1634-04-4	
Naphthalene	ND	ug/L	2.0	0.64	1		03/01/22 15:47	91-20-3	
n-Propylbenzene	ND	ug/L	0.50	0.34	1		03/01/22 15:47	103-65-1	
Styrene	ND	ug/L	0.50	0.29	1		03/01/22 15:47	100-42-5	
1,1,1,2-Tetrachloroethane	ND	ug/L	0.50	0.31	1		03/01/22 15:47	630-20-6	
1,1,2,2-Tetrachloroethane	ND	ug/L	0.50	0.22	1		03/01/22 15:47	79-34-5	
Tetrachloroethene	ND	ug/L	0.50	0.29	1		03/01/22 15:47	127-18-4	
Toluene	ND	ug/L	0.50	0.48	1		03/01/22 15:47	108-88-3	
1,2,3-Trichlorobenzene	ND	ug/L	2.0	0.81	1		03/01/22 15:47	87-61-6	
1,2,4-Trichlorobenzene	ND	ug/L	2.0	0.64	1		03/01/22 15:47	120-82-1	
1,1,1-Trichloroethane	ND	ug/L	0.50	0.33	1		03/01/22 15:47	71-55-6	
1,1,2-Trichloroethane	ND	ug/L	0.50	0.32	1		03/01/22 15:47	79-00-5	
Trichloroethene	ND	ug/L	0.50	0.38	1		03/01/22 15:47	79-01-6	
Trichlorofluoromethane	ND	ug/L	1.0	0.30	1		03/01/22 15:47	75-69-4	
1,2,3-Trichloropropane	ND	ug/L	0.50	0.26	1		03/01/22 15:47	96-18-4	
1,2,4-Trimethylbenzene	ND	ug/L	0.50	0.50	1		03/01/22 15:47	95-63-6	
1,3,5-Trimethylbenzene	ND	ug/L	0.50	0.33	1		03/01/22 15:47	108-67-8	
Vinyl chloride	ND	ug/L	1.0	0.39	1		03/01/22 15:47	75-01-4	
m&p-Xylene	ND	ug/L	1.0	0.71	1		03/01/22 15:47	179601-23-1	
o-Xylene	ND	ug/L	0.50	0.34	1		03/01/22 15:47	95-47-6	
Surrogates									
1,2-Dichloroethane-d4 (S)	99	%	70-130		1		03/01/22 15:47	17060-07-0	
4-Bromofluorobenzene (S)	98	%	70-130		1		03/01/22 15:47	460-00-4	
Toluene-d8 (S)	101	%	70-130		1		03/01/22 15:47	2037-26-5	

This report shall not be reproduced, except in full,
without the written consent of Pace Analytical Services, LLC.

Pace Analytical Services, LLC
9800 Kincey Ave. Suite 100
Huntersville, NC 28078
(704)875-9092

ANALYTICAL RESULTS

Project: CPC Huntersville-60674226
Pace Project No.: 92590515

Sample: MW-08 **Lab ID: 92590515006** Collected: 02/28/22 13:15 Received: 02/28/22 16:00 Matrix: Water

Parameters	Results	Units	Report Limit	MDL	DF	Prepared	Analyzed	CAS No.	Qual
VPH NC Water	Analytical Method: MADEP VPH								
	Pace Analytical Services - Charlotte								
Total VPH (C5-C12)	ND	ug/L	50.0	50.0	1		03/02/22 02:17		N2
Aliphatic (C05-C08)	ND	ug/L	50.0	50.0	1		03/02/22 02:17		N2
Aliphatic(C09-C12) Adjusted	ND	ug/L	50.0	50.0	1		03/02/22 02:17		N2
Aromatic (C09-C10)	ND	ug/L	50.0	50.0	1		03/02/22 02:17		N2
Surrogates									
4-Bromofluorobenzene (FID) (S)	97	%	70-130		1		03/02/22 02:17	460-00-4	
4-Bromofluorobenzene (PID) (S)	89	%	70-130		1		03/02/22 02:17	460-00-4	
6020 MET ICPMS	Analytical Method: EPA 6020B Preparation Method: EPA 3010A								
	Pace Analytical Services - Asheville								
Lead	ND	ug/L	5.0	0.077	1	03/01/22 12:51	03/01/22 19:54	7439-92-1	
6200B MSV	Analytical Method: SM 6200B								
	Pace Analytical Services - Charlotte								
Benzene	ND	ug/L	0.50	0.34	1		03/01/22 16:05	71-43-2	
Bromobenzene	ND	ug/L	0.50	0.29	1		03/01/22 16:05	108-86-1	
Bromochloromethane	ND	ug/L	0.50	0.47	1		03/01/22 16:05	74-97-5	
Bromodichloromethane	ND	ug/L	0.50	0.31	1		03/01/22 16:05	75-27-4	
Bromoform	ND	ug/L	0.50	0.34	1		03/01/22 16:05	75-25-2	
Bromomethane	ND	ug/L	5.0	1.7	1		03/01/22 16:05	74-83-9	IH
n-Butylbenzene	ND	ug/L	0.50	0.49	1		03/01/22 16:05	104-51-8	
sec-Butylbenzene	ND	ug/L	0.50	0.40	1		03/01/22 16:05	135-98-8	
tert-Butylbenzene	ND	ug/L	0.50	0.32	1		03/01/22 16:05	98-06-6	
Carbon tetrachloride	ND	ug/L	0.50	0.33	1		03/01/22 16:05	56-23-5	
Chlorobenzene	ND	ug/L	0.50	0.28	1		03/01/22 16:05	108-90-7	
Chloroethane	ND	ug/L	1.0	0.65	1		03/01/22 16:05	75-00-3	
Chloroform	ND	ug/L	0.50	0.35	1		03/01/22 16:05	67-66-3	
Chloromethane	ND	ug/L	1.0	0.54	1		03/01/22 16:05	74-87-3	
2-Chlorotoluene	ND	ug/L	0.50	0.32	1		03/01/22 16:05	95-49-8	
4-Chlorotoluene	ND	ug/L	0.50	0.32	1		03/01/22 16:05	106-43-4	
1,2-Dibromo-3-chloropropane	ND	ug/L	1.0	0.34	1		03/01/22 16:05	96-12-8	
Dibromochloromethane	ND	ug/L	0.50	0.36	1		03/01/22 16:05	124-48-1	
1,2-Dibromoethane (EDB)	ND	ug/L	0.50	0.27	1		03/01/22 16:05	106-93-4	
Dibromomethane	ND	ug/L	0.50	0.39	1		03/01/22 16:05	74-95-3	
1,2-Dichlorobenzene	ND	ug/L	0.50	0.34	1		03/01/22 16:05	95-50-1	
1,3-Dichlorobenzene	ND	ug/L	0.50	0.34	1		03/01/22 16:05	541-73-1	
1,4-Dichlorobenzene	ND	ug/L	0.50	0.33	1		03/01/22 16:05	106-46-7	
Dichlorodifluoromethane	ND	ug/L	0.50	0.35	1		03/01/22 16:05	75-71-8	
1,1-Dichloroethane	ND	ug/L	0.50	0.37	1		03/01/22 16:05	75-34-3	
1,2-Dichloroethane	ND	ug/L	0.50	0.32	1		03/01/22 16:05	107-06-2	
1,1-Dichloroethene	ND	ug/L	0.50	0.35	1		03/01/22 16:05	75-35-4	
cis-1,2-Dichloroethene	ND	ug/L	0.50	0.38	1		03/01/22 16:05	156-59-2	
trans-1,2-Dichloroethene	ND	ug/L	0.50	0.40	1		03/01/22 16:05	156-60-5	
1,2-Dichloropropane	ND	ug/L	0.50	0.36	1		03/01/22 16:05	78-87-5	
1,3-Dichloropropane	ND	ug/L	0.50	0.28	1		03/01/22 16:05	142-28-9	

This report shall not be reproduced, except in full,
without the written consent of Pace Analytical Services, LLC.

Pace Analytical Services, LLC
9800 Kincey Ave. Suite 100
Huntersville, NC 28078
(704)875-9092

ANALYTICAL RESULTS

Project: CPC Huntersville-60674226
Pace Project No.: 92590515

Sample: MW-08 **Lab ID: 92590515006** Collected: 02/28/22 13:15 Received: 02/28/22 16:00 Matrix: Water

Parameters	Results	Units	Report Limit	MDL	DF	Prepared	Analyzed	CAS No.	Qual
6200B MSV	Analytical Method: SM 6200B								
	Pace Analytical Services - Charlotte								
2,2-Dichloropropane	ND	ug/L	0.50	0.39	1		03/01/22 16:05	594-20-7	
1,1-Dichloropropene	ND	ug/L	0.50	0.43	1		03/01/22 16:05	563-58-6	
cis-1,3-Dichloropropene	ND	ug/L	0.50	0.36	1		03/01/22 16:05	10061-01-5	
trans-1,3-Dichloropropene	ND	ug/L	0.50	0.36	1		03/01/22 16:05	10061-02-6	
Diisopropyl ether	ND	ug/L	0.50	0.31	1		03/01/22 16:05	108-20-3	
Ethylbenzene	ND	ug/L	0.50	0.30	1		03/01/22 16:05	100-41-4	
Hexachloro-1,3-butadiene	ND	ug/L	2.0	1.5	1		03/01/22 16:05	87-68-3	
Isopropylbenzene (Cumene)	ND	ug/L	0.50	0.33	1		03/01/22 16:05	98-82-8	
Methylene Chloride	ND	ug/L	2.0	2.0	1		03/01/22 16:05	75-09-2	
Methyl-tert-butyl ether	ND	ug/L	0.50	0.42	1		03/01/22 16:05	1634-04-4	
Naphthalene	ND	ug/L	2.0	0.64	1		03/01/22 16:05	91-20-3	
n-Propylbenzene	ND	ug/L	0.50	0.34	1		03/01/22 16:05	103-65-1	
Styrene	ND	ug/L	0.50	0.29	1		03/01/22 16:05	100-42-5	
1,1,1,2-Tetrachloroethane	ND	ug/L	0.50	0.31	1		03/01/22 16:05	630-20-6	
1,1,2,2-Tetrachloroethane	ND	ug/L	0.50	0.22	1		03/01/22 16:05	79-34-5	
Tetrachloroethene	ND	ug/L	0.50	0.29	1		03/01/22 16:05	127-18-4	
Toluene	ND	ug/L	0.50	0.48	1		03/01/22 16:05	108-88-3	
1,2,3-Trichlorobenzene	ND	ug/L	2.0	0.81	1		03/01/22 16:05	87-61-6	
1,2,4-Trichlorobenzene	ND	ug/L	2.0	0.64	1		03/01/22 16:05	120-82-1	
1,1,1-Trichloroethane	ND	ug/L	0.50	0.33	1		03/01/22 16:05	71-55-6	
1,1,2-Trichloroethane	ND	ug/L	0.50	0.32	1		03/01/22 16:05	79-00-5	
Trichloroethene	ND	ug/L	0.50	0.38	1		03/01/22 16:05	79-01-6	
Trichlorofluoromethane	ND	ug/L	1.0	0.30	1		03/01/22 16:05	75-69-4	
1,2,3-Trichloropropane	ND	ug/L	0.50	0.26	1		03/01/22 16:05	96-18-4	
1,2,4-Trimethylbenzene	ND	ug/L	0.50	0.50	1		03/01/22 16:05	95-63-6	
1,3,5-Trimethylbenzene	ND	ug/L	0.50	0.33	1		03/01/22 16:05	108-67-8	
Vinyl chloride	ND	ug/L	1.0	0.39	1		03/01/22 16:05	75-01-4	
m&p-Xylene	ND	ug/L	1.0	0.71	1		03/01/22 16:05	179601-23-1	
o-Xylene	ND	ug/L	0.50	0.34	1		03/01/22 16:05	95-47-6	
Surrogates									
1,2-Dichloroethane-d4 (S)	97	%	70-130		1		03/01/22 16:05	17060-07-0	
4-Bromofluorobenzene (S)	95	%	70-130		1		03/01/22 16:05	460-00-4	
Toluene-d8 (S)	100	%	70-130		1		03/01/22 16:05	2037-26-5	

This report shall not be reproduced, except in full,
without the written consent of Pace Analytical Services, LLC.

Pace Analytical Services, LLC
9800 Kincey Ave. Suite 100
Huntersville, NC 28078
(704)875-9092

ANALYTICAL RESULTS

Project: CPC Huntersville-60674226
Pace Project No.: 92590515

Sample: MW-14D **Lab ID: 92590515007** Collected: 02/28/22 13:40 Received: 02/28/22 16:00 Matrix: Water

Parameters	Results	Units	Report Limit	MDL	DF	Prepared	Analyzed	CAS No.	Qual
VPH NC Water	Analytical Method: MADEP VPH								
	Pace Analytical Services - Charlotte								
Total VPH (C5-C12)	ND	ug/L	50.0	50.0	1		03/02/22 02:46		N2
Aliphatic (C05-C08)	ND	ug/L	50.0	50.0	1		03/02/22 02:46		N2
Aliphatic(C09-C12) Adjusted	ND	ug/L	50.0	50.0	1		03/02/22 02:46		N2
Aromatic (C09-C10)	ND	ug/L	50.0	50.0	1		03/02/22 02:46		N2
Surrogates									
4-Bromofluorobenzene (FID) (S)	98	%	70-130		1		03/02/22 02:46	460-00-4	
4-Bromofluorobenzene (PID) (S)	89	%	70-130		1		03/02/22 02:46	460-00-4	
6020 MET ICPMS	Analytical Method: EPA 6020B Preparation Method: EPA 3010A								
	Pace Analytical Services - Asheville								
Lead	**0.24J**	ug/L	5.0	0.077	1	03/01/22 12:51	03/01/22 19:58	7439-92-1	
6200B MSV	Analytical Method: SM 6200B								
	Pace Analytical Services - Charlotte								
Benzene	ND	ug/L	0.50	0.34	1		03/01/22 16:23	71-43-2	
Bromobenzene	ND	ug/L	0.50	0.29	1		03/01/22 16:23	108-86-1	
Bromochloromethane	ND	ug/L	0.50	0.47	1		03/01/22 16:23	74-97-5	
Bromodichloromethane	ND	ug/L	0.50	0.31	1		03/01/22 16:23	75-27-4	
Bromoform	ND	ug/L	0.50	0.34	1		03/01/22 16:23	75-25-2	
Bromomethane	ND	ug/L	5.0	1.7	1		03/01/22 16:23	74-83-9	IH
n-Butylbenzene	ND	ug/L	0.50	0.49	1		03/01/22 16:23	104-51-8	
sec-Butylbenzene	ND	ug/L	0.50	0.40	1		03/01/22 16:23	135-98-8	
tert-Butylbenzene	ND	ug/L	0.50	0.32	1		03/01/22 16:23	98-06-6	
Carbon tetrachloride	ND	ug/L	0.50	0.33	1		03/01/22 16:23	56-23-5	
Chlorobenzene	ND	ug/L	0.50	0.28	1		03/01/22 16:23	108-90-7	
Chloroethane	ND	ug/L	1.0	0.65	1		03/01/22 16:23	75-00-3	
Chloroform	ND	ug/L	0.50	0.35	1		03/01/22 16:23	67-66-3	
Chloromethane	ND	ug/L	1.0	0.54	1		03/01/22 16:23	74-87-3	
2-Chlorotoluene	ND	ug/L	0.50	0.32	1		03/01/22 16:23	95-49-8	
4-Chlorotoluene	ND	ug/L	0.50	0.32	1		03/01/22 16:23	106-43-4	
1,2-Dibromo-3-chloropropane	ND	ug/L	1.0	0.34	1		03/01/22 16:23	96-12-8	
Dibromochloromethane	ND	ug/L	0.50	0.36	1		03/01/22 16:23	124-48-1	
1,2-Dibromoethane (EDB)	ND	ug/L	0.50	0.27	1		03/01/22 16:23	106-93-4	
Dibromomethane	ND	ug/L	0.50	0.39	1		03/01/22 16:23	74-95-3	
1,2-Dichlorobenzene	ND	ug/L	0.50	0.34	1		03/01/22 16:23	95-50-1	
1,3-Dichlorobenzene	ND	ug/L	0.50	0.34	1		03/01/22 16:23	541-73-1	
1,4-Dichlorobenzene	ND	ug/L	0.50	0.33	1		03/01/22 16:23	106-46-7	
Dichlorodifluoromethane	ND	ug/L	0.50	0.35	1		03/01/22 16:23	75-71-8	
1,1-Dichloroethane	ND	ug/L	0.50	0.37	1		03/01/22 16:23	75-34-3	
1,2-Dichloroethane	ND	ug/L	0.50	0.32	1		03/01/22 16:23	107-06-2	
1,1-Dichloroethene	ND	ug/L	0.50	0.35	1		03/01/22 16:23	75-35-4	
cis-1,2-Dichloroethene	ND	ug/L	0.50	0.38	1		03/01/22 16:23	156-59-2	
trans-1,2-Dichloroethene	ND	ug/L	0.50	0.40	1		03/01/22 16:23	156-60-5	
1,2-Dichloropropane	ND	ug/L	0.50	0.36	1		03/01/22 16:23	78-87-5	
1,3-Dichloropropane	ND	ug/L	0.50	0.28	1		03/01/22 16:23	142-28-9	

This report shall not be reproduced, except in full,
without the written consent of Pace Analytical Services, LLC.

Pace Analytical Services, LLC
9800 Kincey Ave. Suite 100
Huntersville, NC 28078
(704)875-9092

ANALYTICAL RESULTS

Project: CPC Huntersville-60674226
Pace Project No.: 92590515

Sample: MW-14D **Lab ID: 92590515007** Collected: 02/28/22 13:40 Received: 02/28/22 16:00 Matrix: Water

Parameters	Results	Units	Report Limit	MDL	DF	Prepared	Analyzed	CAS No.	Qual
6200B MSV	Analytical Method: SM 6200B								
	Pace Analytical Services - Charlotte								
2,2-Dichloropropane	ND	ug/L	0.50	0.39	1		03/01/22 16:23	594-20-7	
1,1-Dichloropropene	ND	ug/L	0.50	0.43	1		03/01/22 16:23	563-58-6	
cis-1,3-Dichloropropene	ND	ug/L	0.50	0.36	1		03/01/22 16:23	10061-01-5	
trans-1,3-Dichloropropene	ND	ug/L	0.50	0.36	1		03/01/22 16:23	10061-02-6	
Diisopropyl ether	ND	ug/L	0.50	0.31	1		03/01/22 16:23	108-20-3	
Ethylbenzene	ND	ug/L	0.50	0.30	1		03/01/22 16:23	100-41-4	
Hexachloro-1,3-butadiene	ND	ug/L	2.0	1.5	1		03/01/22 16:23	87-68-3	
Isopropylbenzene (Cumene)	ND	ug/L	0.50	0.33	1		03/01/22 16:23	98-82-8	
Methylene Chloride	ND	ug/L	2.0	2.0	1		03/01/22 16:23	75-09-2	
Methyl-tert-butyl ether	ND	ug/L	0.50	0.42	1		03/01/22 16:23	1634-04-4	
Naphthalene	ND	ug/L	2.0	0.64	1		03/01/22 16:23	91-20-3	
n-Propylbenzene	ND	ug/L	0.50	0.34	1		03/01/22 16:23	103-65-1	
Styrene	ND	ug/L	0.50	0.29	1		03/01/22 16:23	100-42-5	
1,1,1,2-Tetrachloroethane	ND	ug/L	0.50	0.31	1		03/01/22 16:23	630-20-6	
1,1,2,2-Tetrachloroethane	ND	ug/L	0.50	0.22	1		03/01/22 16:23	79-34-5	
Tetrachloroethene	ND	ug/L	0.50	0.29	1		03/01/22 16:23	127-18-4	
Toluene	ND	ug/L	0.50	0.48	1		03/01/22 16:23	108-88-3	
1,2,3-Trichlorobenzene	ND	ug/L	2.0	0.81	1		03/01/22 16:23	87-61-6	
1,2,4-Trichlorobenzene	ND	ug/L	2.0	0.64	1		03/01/22 16:23	120-82-1	
1,1,1-Trichloroethane	ND	ug/L	0.50	0.33	1		03/01/22 16:23	71-55-6	
1,1,2-Trichloroethane	ND	ug/L	0.50	0.32	1		03/01/22 16:23	79-00-5	
Trichloroethene	ND	ug/L	0.50	0.38	1		03/01/22 16:23	79-01-6	
Trichlorofluoromethane	ND	ug/L	1.0	0.30	1		03/01/22 16:23	75-69-4	
1,2,3-Trichloropropane	ND	ug/L	0.50	0.26	1		03/01/22 16:23	96-18-4	
1,2,4-Trimethylbenzene	ND	ug/L	0.50	0.50	1		03/01/22 16:23	95-63-6	
1,3,5-Trimethylbenzene	ND	ug/L	0.50	0.33	1		03/01/22 16:23	108-67-8	
Vinyl chloride	ND	ug/L	1.0	0.39	1		03/01/22 16:23	75-01-4	
m&p-Xylene	ND	ug/L	1.0	0.71	1		03/01/22 16:23	179601-23-1	
o-Xylene	ND	ug/L	0.50	0.34	1		03/01/22 16:23	95-47-6	
Surrogates									
1,2-Dichloroethane-d4 (S)	97	%	70-130		1		03/01/22 16:23	17060-07-0	
4-Bromofluorobenzene (S)	97	%	70-130		1		03/01/22 16:23	460-00-4	
Toluene-d8 (S)	103	%	70-130		1		03/01/22 16:23	2037-26-5	

This report shall not be reproduced, except in full,
without the written consent of Pace Analytical Services, LLC.

Pace Analytical Services, LLC
9800 Kincey Ave. Suite 100
Huntersville, NC 28078
(704)875-9092

ANALYTICAL RESULTS

Project: CPC Huntersville-60674226
Pace Project No.: 92590515

Sample: DUP-2-20220228 **Lab ID: 92590515008** Collected: 02/28/22 00:00 Received: 02/28/22 16:00 Matrix: Water

Parameters	Results	Units	Report Limit	MDL	DF	Prepared	Analyzed	CAS No.	Qual
VPH NC Water	Analytical Method: MADEP VPH								
	Pace Analytical Services - Charlotte								
Total VPH (C5-C12)	ND	ug/L	50.0	50.0	1		03/02/22 03:15		N2
Aliphatic (C05-C08)	ND	ug/L	50.0	50.0	1		03/02/22 03:15		N2
Aliphatic(C09-C12) Adjusted	ND	ug/L	50.0	50.0	1		03/02/22 03:15		N2
Aromatic (C09-C10)	ND	ug/L	50.0	50.0	1		03/02/22 03:15		N2
Surrogates									
4-Bromofluorobenzene (FID) (S)	96	%	70-130		1		03/02/22 03:15	460-00-4	
4-Bromofluorobenzene (PID) (S)	88	%	70-130		1		03/02/22 03:15	460-00-4	
6020 MET ICPMS	Analytical Method: EPA 6020B Preparation Method: EPA 3010A								
	Pace Analytical Services - Asheville								
Lead	**0.58J**	ug/L	5.0	0.077	1	03/01/22 12:51	03/01/22 20:10	7439-92-1	
6200B MSV	Analytical Method: SM 6200B								
	Pace Analytical Services - Charlotte								
Benzene	ND	ug/L	0.50	0.34	1		03/01/22 16:41	71-43-2	
Bromobenzene	ND	ug/L	0.50	0.29	1		03/01/22 16:41	108-86-1	
Bromochloromethane	ND	ug/L	0.50	0.47	1		03/01/22 16:41	74-97-5	
Bromodichloromethane	ND	ug/L	0.50	0.31	1		03/01/22 16:41	75-27-4	
Bromoform	ND	ug/L	0.50	0.34	1		03/01/22 16:41	75-25-2	
Bromomethane	ND	ug/L	5.0	1.7	1		03/01/22 16:41	74-83-9	IH
n-Butylbenzene	ND	ug/L	0.50	0.49	1		03/01/22 16:41	104-51-8	
sec-Butylbenzene	ND	ug/L	0.50	0.40	1		03/01/22 16:41	135-98-8	
tert-Butylbenzene	ND	ug/L	0.50	0.32	1		03/01/22 16:41	98-06-6	
Carbon tetrachloride	ND	ug/L	0.50	0.33	1		03/01/22 16:41	56-23-5	
Chlorobenzene	ND	ug/L	0.50	0.28	1		03/01/22 16:41	108-90-7	
Chloroethane	ND	ug/L	1.0	0.65	1		03/01/22 16:41	75-00-3	
Chloroform	ND	ug/L	0.50	0.35	1		03/01/22 16:41	67-66-3	
Chloromethane	ND	ug/L	1.0	0.54	1		03/01/22 16:41	74-87-3	
2-Chlorotoluene	ND	ug/L	0.50	0.32	1		03/01/22 16:41	95-49-8	
4-Chlorotoluene	ND	ug/L	0.50	0.32	1		03/01/22 16:41	106-43-4	
1,2-Dibromo-3-chloropropane	ND	ug/L	1.0	0.34	1		03/01/22 16:41	96-12-8	
Dibromochloromethane	ND	ug/L	0.50	0.36	1		03/01/22 16:41	124-48-1	
1,2-Dibromoethane (EDB)	ND	ug/L	0.50	0.27	1		03/01/22 16:41	106-93-4	
Dibromomethane	ND	ug/L	0.50	0.39	1		03/01/22 16:41	74-95-3	
1,2-Dichlorobenzene	ND	ug/L	0.50	0.34	1		03/01/22 16:41	95-50-1	
1,3-Dichlorobenzene	ND	ug/L	0.50	0.34	1		03/01/22 16:41	541-73-1	
1,4-Dichlorobenzene	ND	ug/L	0.50	0.33	1		03/01/22 16:41	106-46-7	
Dichlorodifluoromethane	ND	ug/L	0.50	0.35	1		03/01/22 16:41	75-71-8	
1,1-Dichloroethane	ND	ug/L	0.50	0.37	1		03/01/22 16:41	75-34-3	
1,2-Dichloroethane	ND	ug/L	0.50	0.32	1		03/01/22 16:41	107-06-2	
1,1-Dichloroethene	ND	ug/L	0.50	0.35	1		03/01/22 16:41	75-35-4	
cis-1,2-Dichloroethene	ND	ug/L	0.50	0.38	1		03/01/22 16:41	156-59-2	
trans-1,2-Dichloroethene	ND	ug/L	0.50	0.40	1		03/01/22 16:41	156-60-5	
1,2-Dichloropropane	ND	ug/L	0.50	0.36	1		03/01/22 16:41	78-87-5	
1,3-Dichloropropane	ND	ug/L	0.50	0.28	1		03/01/22 16:41	142-28-9	

This report shall not be reproduced, except in full,
without the written consent of Pace Analytical Services, LLC.

Pace Analytical Services, LLC
9800 Kincey Ave. Suite 100
Huntersville, NC 28078
(704)875-9092

ANALYTICAL RESULTS

Project: CPC Huntersville-60674226
Pace Project No.: 92590515

Sample: DUP-2-20220228 **Lab ID: 92590515008** Collected: 02/28/22 00:00 Received: 02/28/22 16:00 Matrix: Water

Parameters	Results	Units	Report Limit	MDL	DF	Prepared	Analyzed	CAS No.	Qual
6200B MSV	Analytical Method: SM 6200B								
	Pace Analytical Services - Charlotte								
2,2-Dichloropropane	ND	ug/L	0.50	0.39	1		03/01/22 16:41	594-20-7	
1,1-Dichloropropene	ND	ug/L	0.50	0.43	1		03/01/22 16:41	563-58-6	
cis-1,3-Dichloropropene	ND	ug/L	0.50	0.36	1		03/01/22 16:41	10061-01-5	
trans-1,3-Dichloropropene	ND	ug/L	0.50	0.36	1		03/01/22 16:41	10061-02-6	
Diisopropyl ether	**0.54**	ug/L	0.50	0.31	1		03/01/22 16:41	108-20-3	
Ethylbenzene	ND	ug/L	0.50	0.30	1		03/01/22 16:41	100-41-4	
Hexachloro-1,3-butadiene	ND	ug/L	2.0	1.5	1		03/01/22 16:41	87-68-3	
Isopropylbenzene (Cumene)	ND	ug/L	0.50	0.33	1		03/01/22 16:41	98-82-8	
Methylene Chloride	ND	ug/L	2.0	2.0	1		03/01/22 16:41	75-09-2	
Methyl-tert-butyl ether	ND	ug/L	0.50	0.42	1		03/01/22 16:41	1634-04-4	
Naphthalene	ND	ug/L	2.0	0.64	1		03/01/22 16:41	91-20-3	
n-Propylbenzene	ND	ug/L	0.50	0.34	1		03/01/22 16:41	103-65-1	
Styrene	ND	ug/L	0.50	0.29	1		03/01/22 16:41	100-42-5	
1,1,1,2-Tetrachloroethane	ND	ug/L	0.50	0.31	1		03/01/22 16:41	630-20-6	
1,1,2,2-Tetrachloroethane	ND	ug/L	0.50	0.22	1		03/01/22 16:41	79-34-5	
Tetrachloroethene	ND	ug/L	0.50	0.29	1		03/01/22 16:41	127-18-4	
Toluene	ND	ug/L	0.50	0.48	1		03/01/22 16:41	108-88-3	
1,2,3-Trichlorobenzene	ND	ug/L	2.0	0.81	1		03/01/22 16:41	87-61-6	
1,2,4-Trichlorobenzene	ND	ug/L	2.0	0.64	1		03/01/22 16:41	120-82-1	
1,1,1-Trichloroethane	ND	ug/L	0.50	0.33	1		03/01/22 16:41	71-55-6	
1,1,2-Trichloroethane	ND	ug/L	0.50	0.32	1		03/01/22 16:41	79-00-5	
Trichloroethene	ND	ug/L	0.50	0.38	1		03/01/22 16:41	79-01-6	
Trichlorofluoromethane	ND	ug/L	1.0	0.30	1		03/01/22 16:41	75-69-4	
1,2,3-Trichloropropane	ND	ug/L	0.50	0.26	1		03/01/22 16:41	96-18-4	
1,2,4-Trimethylbenzene	ND	ug/L	0.50	0.50	1		03/01/22 16:41	95-63-6	
1,3,5-Trimethylbenzene	ND	ug/L	0.50	0.33	1		03/01/22 16:41	108-67-8	
Vinyl chloride	ND	ug/L	1.0	0.39	1		03/01/22 16:41	75-01-4	
m&p-Xylene	ND	ug/L	1.0	0.71	1		03/01/22 16:41	179601-23-1	
o-Xylene	ND	ug/L	0.50	0.34	1		03/01/22 16:41	95-47-6	
Surrogates									
1,2-Dichloroethane-d4 (S)	97	%	70-130		1		03/01/22 16:41	17060-07-0	
4-Bromofluorobenzene (S)	98	%	70-130		1		03/01/22 16:41	460-00-4	
Toluene-d8 (S)	101	%	70-130		1		03/01/22 16:41	2037-26-5	

This report shall not be reproduced, except in full,
without the written consent of Pace Analytical Services, LLC.

Pace Analytical Services, LLC
9800 Kincey Ave. Suite 100
Huntersville, NC 28078
(704)875-9092

ANALYTICAL RESULTS

Project: CPC Huntersville-60674226
Pace Project No.: 92590515

Sample: MW-60 **Lab ID: 92590515009** Collected: 02/28/22 15:00 Received: 02/28/22 16:00 Matrix: Water

Parameters	Results	Units	Report Limit	MDL	DF	Prepared	Analyzed	CAS No.	Qual
VPH NC Water	Analytical Method: MADEP VPH								
	Pace Analytical Services - Charlotte								
Total VPH (C5-C12)	ND	ug/L	50.0	50.0	1		03/02/22 03:44		N2
Aliphatic (C05-C08)	ND	ug/L	50.0	50.0	1		03/02/22 03:44		N2
Aliphatic(C09-C12) Adjusted	ND	ug/L	50.0	50.0	1		03/02/22 03:44		N2
Aromatic (C09-C10)	ND	ug/L	50.0	50.0	1		03/02/22 03:44		N2
Surrogates									
4-Bromofluorobenzene (FID) (S)	97	%	70-130		1		03/02/22 03:44	460-00-4	
4-Bromofluorobenzene (PID) (S)	89	%	70-130		1		03/02/22 03:44	460-00-4	
6020 MET ICPMS	Analytical Method: EPA 6020B Preparation Method: EPA 3010A								
	Pace Analytical Services - Asheville								
Lead	ND	ug/L	5.0	0.077	1	03/01/22 12:51	03/01/22 20:14	7439-92-1	
6200B MSV	Analytical Method: SM 6200B								
	Pace Analytical Services - Charlotte								
Benzene	ND	ug/L	0.50	0.34	1		03/01/22 17:36	71-43-2	
Bromobenzene	ND	ug/L	0.50	0.29	1		03/01/22 17:36	108-86-1	
Bromochloromethane	ND	ug/L	0.50	0.47	1		03/01/22 17:36	74-97-5	
Bromodichloromethane	ND	ug/L	0.50	0.31	1		03/01/22 17:36	75-27-4	
Bromoform	ND	ug/L	0.50	0.34	1		03/01/22 17:36	75-25-2	
Bromomethane	ND	ug/L	5.0	1.7	1		03/01/22 17:36	74-83-9	IH
n-Butylbenzene	ND	ug/L	0.50	0.49	1		03/01/22 17:36	104-51-8	
sec-Butylbenzene	ND	ug/L	0.50	0.40	1		03/01/22 17:36	135-98-8	
tert-Butylbenzene	ND	ug/L	0.50	0.32	1		03/01/22 17:36	98-06-6	
Carbon tetrachloride	ND	ug/L	0.50	0.33	1		03/01/22 17:36	56-23-5	
Chlorobenzene	ND	ug/L	0.50	0.28	1		03/01/22 17:36	108-90-7	
Chloroethane	ND	ug/L	1.0	0.65	1		03/01/22 17:36	75-00-3	
Chloroform	ND	ug/L	0.50	0.35	1		03/01/22 17:36	67-66-3	
Chloromethane	ND	ug/L	1.0	0.54	1		03/01/22 17:36	74-87-3	
2-Chlorotoluene	ND	ug/L	0.50	0.32	1		03/01/22 17:36	95-49-8	
4-Chlorotoluene	ND	ug/L	0.50	0.32	1		03/01/22 17:36	106-43-4	
1,2-Dibromo-3-chloropropane	ND	ug/L	1.0	0.34	1		03/01/22 17:36	96-12-8	
Dibromochloromethane	ND	ug/L	0.50	0.36	1		03/01/22 17:36	124-48-1	
1,2-Dibromoethane (EDB)	ND	ug/L	0.50	0.27	1		03/01/22 17:36	106-93-4	
Dibromomethane	ND	ug/L	0.50	0.39	1		03/01/22 17:36	74-95-3	
1,2-Dichlorobenzene	ND	ug/L	0.50	0.34	1		03/01/22 17:36	95-50-1	
1,3-Dichlorobenzene	ND	ug/L	0.50	0.34	1		03/01/22 17:36	541-73-1	
1,4-Dichlorobenzene	ND	ug/L	0.50	0.33	1		03/01/22 17:36	106-46-7	
Dichlorodifluoromethane	ND	ug/L	0.50	0.35	1		03/01/22 17:36	75-71-8	
1,1-Dichloroethane	ND	ug/L	0.50	0.37	1		03/01/22 17:36	75-34-3	
1,2-Dichloroethane	ND	ug/L	0.50	0.32	1		03/01/22 17:36	107-06-2	
1,1-Dichloroethene	ND	ug/L	0.50	0.35	1		03/01/22 17:36	75-35-4	
cis-1,2-Dichloroethene	ND	ug/L	0.50	0.38	1		03/01/22 17:36	156-59-2	
trans-1,2-Dichloroethene	ND	ug/L	0.50	0.40	1		03/01/22 17:36	156-60-5	
1,2-Dichloropropane	ND	ug/L	0.50	0.36	1		03/01/22 17:36	78-87-5	
1,3-Dichloropropane	ND	ug/L	0.50	0.28	1		03/01/22 17:36	142-28-9	

This report shall not be reproduced, except in full,
without the written consent of Pace Analytical Services, LLC.

Pace Analytical Services, LLC
9800 Kincey Ave. Suite 100
Huntersville, NC 28078
(704)875-9092

ANALYTICAL RESULTS

Project: CPC Huntersville-60674226
Pace Project No.: 92590515

Sample: MW-60 **Lab ID: 92590515009** Collected: 02/28/22 15:00 Received: 02/28/22 16:00 Matrix: Water

Parameters	Results	Units	Report Limit	MDL	DF	Prepared	Analyzed	CAS No.	Qual
6200B MSV	Analytical Method: SM 6200B								
	Pace Analytical Services - Charlotte								
2,2-Dichloropropane	ND	ug/L	0.50	0.39	1		03/01/22 17:36	594-20-7	
1,1-Dichloropropene	ND	ug/L	0.50	0.43	1		03/01/22 17:36	563-58-6	
cis-1,3-Dichloropropene	ND	ug/L	0.50	0.36	1		03/01/22 17:36	10061-01-5	
trans-1,3-Dichloropropene	ND	ug/L	0.50	0.36	1		03/01/22 17:36	10061-02-6	
Diisopropyl ether	ND	ug/L	0.50	0.31	1		03/01/22 17:36	108-20-3	
Ethylbenzene	ND	ug/L	0.50	0.30	1		03/01/22 17:36	100-41-4	
Hexachloro-1,3-butadiene	ND	ug/L	2.0	1.5	1		03/01/22 17:36	87-68-3	
Isopropylbenzene (Cumene)	ND	ug/L	0.50	0.33	1		03/01/22 17:36	98-82-8	
Methylene Chloride	ND	ug/L	2.0	2.0	1		03/01/22 17:36	75-09-2	
Methyl-tert-butyl ether	ND	ug/L	0.50	0.42	1		03/01/22 17:36	1634-04-4	
Naphthalene	ND	ug/L	2.0	0.64	1		03/01/22 17:36	91-20-3	
n-Propylbenzene	ND	ug/L	0.50	0.34	1		03/01/22 17:36	103-65-1	
Styrene	ND	ug/L	0.50	0.29	1		03/01/22 17:36	100-42-5	
1,1,1,2-Tetrachloroethane	ND	ug/L	0.50	0.31	1		03/01/22 17:36	630-20-6	
1,1,2,2-Tetrachloroethane	ND	ug/L	0.50	0.22	1		03/01/22 17:36	79-34-5	
Tetrachloroethene	ND	ug/L	0.50	0.29	1		03/01/22 17:36	127-18-4	
Toluene	ND	ug/L	0.50	0.48	1		03/01/22 17:36	108-88-3	
1,2,3-Trichlorobenzene	ND	ug/L	2.0	0.81	1		03/01/22 17:36	87-61-6	
1,2,4-Trichlorobenzene	ND	ug/L	2.0	0.64	1		03/01/22 17:36	120-82-1	
1,1,1-Trichloroethane	ND	ug/L	0.50	0.33	1		03/01/22 17:36	71-55-6	
1,1,2-Trichloroethane	ND	ug/L	0.50	0.32	1		03/01/22 17:36	79-00-5	
Trichloroethene	ND	ug/L	0.50	0.38	1		03/01/22 17:36	79-01-6	
Trichlorofluoromethane	ND	ug/L	1.0	0.30	1		03/01/22 17:36	75-69-4	
1,2,3-Trichloropropane	ND	ug/L	0.50	0.26	1		03/01/22 17:36	96-18-4	
1,2,4-Trimethylbenzene	ND	ug/L	0.50	0.50	1		03/01/22 17:36	95-63-6	
1,3,5-Trimethylbenzene	ND	ug/L	0.50	0.33	1		03/01/22 17:36	108-67-8	
Vinyl chloride	ND	ug/L	1.0	0.39	1		03/01/22 17:36	75-01-4	
m&p-Xylene	ND	ug/L	1.0	0.71	1		03/01/22 17:36	179601-23-1	
o-Xylene	ND	ug/L	0.50	0.34	1		03/01/22 17:36	95-47-6	
Surrogates									
1,2-Dichloroethane-d4 (S)	98	%	70-130		1		03/01/22 17:36	17060-07-0	
4-Bromofluorobenzene (S)	97	%	70-130		1		03/01/22 17:36	460-00-4	
Toluene-d8 (S)	102	%	70-130		1		03/01/22 17:36	2037-26-5	

This report shall not be reproduced, except in full,
without the written consent of Pace Analytical Services, LLC.

Pace Analytical Services, LLC
9800 Kincey Ave. Suite 100
Huntersville, NC 28078
(704)875-9092

ANALYTICAL RESULTS

Project: CPC Huntersville-60674226
Pace Project No.: 92590515

Sample: MW-45 **Lab ID: 92590515010** Collected: 02/28/22 14:00 Received: 02/28/22 16:00 Matrix: Water

Parameters	Results	Units	Report Limit	MDL	DF	Prepared	Analyzed	CAS No.	Qual
VPH NC Water	Analytical Method: MADEP VPH								
	Pace Analytical Services - Charlotte								
Total VPH (C5-C12)	ND	ug/L	50.0	50.0	1		03/02/22 04:13		N2
Aliphatic (C05-C08)	ND	ug/L	50.0	50.0	1		03/02/22 04:13		N2
Aliphatic(C09-C12) Adjusted	ND	ug/L	50.0	50.0	1		03/02/22 04:13		N2
Aromatic (C09-C10)	ND	ug/L	50.0	50.0	1		03/02/22 04:13		N2
Surrogates									
4-Bromofluorobenzene (FID) (S)	99	%	70-130		1		03/02/22 04:13	460-00-4	
4-Bromofluorobenzene (PID) (S)	91	%	70-130		1		03/02/22 04:13	460-00-4	
6020 MET ICPMS	Analytical Method: EPA 6020B Preparation Method: EPA 3010A								
	Pace Analytical Services - Asheville								
Lead	ND	ug/L	5.0	0.077	1	03/01/22 12:51	03/01/22 20:18	7439-92-1	
6200B MSV	Analytical Method: SM 6200B								
	Pace Analytical Services - Charlotte								
Benzene	ND	ug/L	0.50	0.34	1		03/01/22 17:54	71-43-2	
Bromobenzene	ND	ug/L	0.50	0.29	1		03/01/22 17:54	108-86-1	
Bromochloromethane	ND	ug/L	0.50	0.47	1		03/01/22 17:54	74-97-5	
Bromodichloromethane	ND	ug/L	0.50	0.31	1		03/01/22 17:54	75-27-4	
Bromoform	ND	ug/L	0.50	0.34	1		03/01/22 17:54	75-25-2	
Bromomethane	ND	ug/L	5.0	1.7	1		03/01/22 17:54	74-83-9	IH
n-Butylbenzene	ND	ug/L	0.50	0.49	1		03/01/22 17:54	104-51-8	
sec-Butylbenzene	ND	ug/L	0.50	0.40	1		03/01/22 17:54	135-98-8	
tert-Butylbenzene	ND	ug/L	0.50	0.32	1		03/01/22 17:54	98-06-6	
Carbon tetrachloride	ND	ug/L	0.50	0.33	1		03/01/22 17:54	56-23-5	
Chlorobenzene	ND	ug/L	0.50	0.28	1		03/01/22 17:54	108-90-7	
Chloroethane	ND	ug/L	1.0	0.65	1		03/01/22 17:54	75-00-3	
Chloroform	ND	ug/L	0.50	0.35	1		03/01/22 17:54	67-66-3	
Chloromethane	ND	ug/L	1.0	0.54	1		03/01/22 17:54	74-87-3	
2-Chlorotoluene	ND	ug/L	0.50	0.32	1		03/01/22 17:54	95-49-8	
4-Chlorotoluene	ND	ug/L	0.50	0.32	1		03/01/22 17:54	106-43-4	
1,2-Dibromo-3-chloropropane	ND	ug/L	1.0	0.34	1		03/01/22 17:54	96-12-8	
Dibromochloromethane	ND	ug/L	0.50	0.36	1		03/01/22 17:54	124-48-1	
1,2-Dibromoethane (EDB)	ND	ug/L	0.50	0.27	1		03/01/22 17:54	106-93-4	
Dibromomethane	ND	ug/L	0.50	0.39	1		03/01/22 17:54	74-95-3	
1,2-Dichlorobenzene	ND	ug/L	0.50	0.34	1		03/01/22 17:54	95-50-1	
1,3-Dichlorobenzene	ND	ug/L	0.50	0.34	1		03/01/22 17:54	541-73-1	
1,4-Dichlorobenzene	ND	ug/L	0.50	0.33	1		03/01/22 17:54	106-46-7	
Dichlorodifluoromethane	ND	ug/L	0.50	0.35	1		03/01/22 17:54	75-71-8	
1,1-Dichloroethane	ND	ug/L	0.50	0.37	1		03/01/22 17:54	75-34-3	
1,2-Dichloroethane	ND	ug/L	0.50	0.32	1		03/01/22 17:54	107-06-2	
1,1-Dichloroethene	ND	ug/L	0.50	0.35	1		03/01/22 17:54	75-35-4	
cis-1,2-Dichloroethene	ND	ug/L	0.50	0.38	1		03/01/22 17:54	156-59-2	
trans-1,2-Dichloroethene	ND	ug/L	0.50	0.40	1		03/01/22 17:54	156-60-5	
1,2-Dichloropropane	ND	ug/L	0.50	0.36	1		03/01/22 17:54	78-87-5	
1,3-Dichloropropane	ND	ug/L	0.50	0.28	1		03/01/22 17:54	142-28-9	

This report shall not be reproduced, except in full,
without the written consent of Pace Analytical Services, LLC.

Pace Analytical Services, LLC
9800 Kincey Ave. Suite 100
Huntersville, NC 28078
(704)875-9092

ANALYTICAL RESULTS

Project: CPC Huntersville-60674226
Pace Project No.: 92590515

Sample: MW-45 **Lab ID: 92590515010** Collected: 02/28/22 14:00 Received: 02/28/22 16:00 Matrix: Water

Parameters	Results	Units	Report Limit	MDL	DF	Prepared	Analyzed	CAS No.	Qual
6200B MSV	Analytical Method: SM 6200B								
	Pace Analytical Services - Charlotte								
2,2-Dichloropropane	ND	ug/L	0.50	0.39	1		03/01/22 17:54	594-20-7	
1,1-Dichloropropene	ND	ug/L	0.50	0.43	1		03/01/22 17:54	563-58-6	
cis-1,3-Dichloropropene	ND	ug/L	0.50	0.36	1		03/01/22 17:54	10061-01-5	
trans-1,3-Dichloropropene	ND	ug/L	0.50	0.36	1		03/01/22 17:54	10061-02-6	
Diisopropyl ether	ND	ug/L	0.50	0.31	1		03/01/22 17:54	108-20-3	
Ethylbenzene	ND	ug/L	0.50	0.30	1		03/01/22 17:54	100-41-4	
Hexachloro-1,3-butadiene	ND	ug/L	2.0	1.5	1		03/01/22 17:54	87-68-3	
Isopropylbenzene (Cumene)	ND	ug/L	0.50	0.33	1		03/01/22 17:54	98-82-8	
Methylene Chloride	ND	ug/L	2.0	2.0	1		03/01/22 17:54	75-09-2	
Methyl-tert-butyl ether	ND	ug/L	0.50	0.42	1		03/01/22 17:54	1634-04-4	
Naphthalene	ND	ug/L	2.0	0.64	1		03/01/22 17:54	91-20-3	
n-Propylbenzene	ND	ug/L	0.50	0.34	1		03/01/22 17:54	103-65-1	
Styrene	ND	ug/L	0.50	0.29	1		03/01/22 17:54	100-42-5	
1,1,1,2-Tetrachloroethane	ND	ug/L	0.50	0.31	1		03/01/22 17:54	630-20-6	
1,1,2,2-Tetrachloroethane	ND	ug/L	0.50	0.22	1		03/01/22 17:54	79-34-5	
Tetrachloroethene	ND	ug/L	0.50	0.29	1		03/01/22 17:54	127-18-4	
Toluene	ND	ug/L	0.50	0.48	1		03/01/22 17:54	108-88-3	
1,2,3-Trichlorobenzene	ND	ug/L	2.0	0.81	1		03/01/22 17:54	87-61-6	
1,2,4-Trichlorobenzene	ND	ug/L	2.0	0.64	1		03/01/22 17:54	120-82-1	
1,1,1-Trichloroethane	ND	ug/L	0.50	0.33	1		03/01/22 17:54	71-55-6	
1,1,2-Trichloroethane	ND	ug/L	0.50	0.32	1		03/01/22 17:54	79-00-5	
Trichloroethene	ND	ug/L	0.50	0.38	1		03/01/22 17:54	79-01-6	
Trichlorofluoromethane	ND	ug/L	1.0	0.30	1		03/01/22 17:54	75-69-4	
1,2,3-Trichloropropane	ND	ug/L	0.50	0.26	1		03/01/22 17:54	96-18-4	
1,2,4-Trimethylbenzene	ND	ug/L	0.50	0.50	1		03/01/22 17:54	95-63-6	
1,3,5-Trimethylbenzene	ND	ug/L	0.50	0.33	1		03/01/22 17:54	108-67-8	
Vinyl chloride	ND	ug/L	1.0	0.39	1		03/01/22 17:54	75-01-4	
m&p-Xylene	ND	ug/L	1.0	0.71	1		03/01/22 17:54	179601-23-1	
o-Xylene	ND	ug/L	0.50	0.34	1		03/01/22 17:54	95-47-6	
Surrogates									
1,2-Dichloroethane-d4 (S)	99	%	70-130		1		03/01/22 17:54	17060-07-0	
4-Bromofluorobenzene (S)	97	%	70-130		1		03/01/22 17:54	460-00-4	
Toluene-d8 (S)	102	%	70-130		1		03/01/22 17:54	2037-26-5	

This report shall not be reproduced, except in full,
without the written consent of Pace Analytical Services, LLC.

Pace Analytical Services, LLC
9800 Kincey Ave. Suite 100
Huntersville, NC 28078
(704)875-9092

ANALYTICAL RESULTS

Project: CPC Huntersville-60674226
Pace Project No.: 92590515

Sample: MW-49 **Lab ID: 92590515011** Collected: 02/28/22 15:15 Received: 02/28/22 16:00 Matrix: Water

Parameters	Results	Units	Report Limit	MDL	DF	Prepared	Analyzed	CAS No.	Qual
VPH NC Water	Analytical Method: MADEP VPH								
	Pace Analytical Services - Charlotte								
Total VPH (C5-C12)	ND	ug/L	50.0	50.0	1		03/02/22 04:41		N2
Aliphatic (C05-C08)	ND	ug/L	50.0	50.0	1		03/02/22 04:41		N2
Aliphatic(C09-C12) Adjusted	ND	ug/L	50.0	50.0	1		03/02/22 04:41		N2
Aromatic (C09-C10)	ND	ug/L	50.0	50.0	1		03/02/22 04:41		N2
Surrogates									
4-Bromofluorobenzene (FID) (S)	101	%	70-130		1		03/02/22 04:41	460-00-4	
4-Bromofluorobenzene (PID) (S)	93	%	70-130		1		03/02/22 04:41	460-00-4	
6020 MET ICPMS	Analytical Method: EPA 6020B Preparation Method: EPA 3010A								
	Pace Analytical Services - Asheville								
Lead	**0.53J**	ug/L	5.0	0.077	1	03/01/22 12:51	03/01/22 20:22	7439-92-1	
6200B MSV	Analytical Method: SM 6200B								
	Pace Analytical Services - Charlotte								
Benzene	ND	ug/L	0.50	0.34	1		03/01/22 17:00	71-43-2	
Bromobenzene	ND	ug/L	0.50	0.29	1		03/01/22 17:00	108-86-1	
Bromochloromethane	ND	ug/L	0.50	0.47	1		03/01/22 17:00	74-97-5	
Bromodichloromethane	ND	ug/L	0.50	0.31	1		03/01/22 17:00	75-27-4	
Bromoform	ND	ug/L	0.50	0.34	1		03/01/22 17:00	75-25-2	
Bromomethane	ND	ug/L	5.0	1.7	1		03/01/22 17:00	74-83-9	IH
n-Butylbenzene	ND	ug/L	0.50	0.49	1		03/01/22 17:00	104-51-8	
sec-Butylbenzene	ND	ug/L	0.50	0.40	1		03/01/22 17:00	135-98-8	
tert-Butylbenzene	ND	ug/L	0.50	0.32	1		03/01/22 17:00	98-06-6	
Carbon tetrachloride	ND	ug/L	0.50	0.33	1		03/01/22 17:00	56-23-5	
Chlorobenzene	ND	ug/L	0.50	0.28	1		03/01/22 17:00	108-90-7	
Chloroethane	ND	ug/L	1.0	0.65	1		03/01/22 17:00	75-00-3	
Chloroform	ND	ug/L	0.50	0.35	1		03/01/22 17:00	67-66-3	
Chloromethane	ND	ug/L	1.0	0.54	1		03/01/22 17:00	74-87-3	
2-Chlorotoluene	ND	ug/L	0.50	0.32	1		03/01/22 17:00	95-49-8	
4-Chlorotoluene	ND	ug/L	0.50	0.32	1		03/01/22 17:00	106-43-4	
1,2-Dibromo-3-chloropropane	ND	ug/L	1.0	0.34	1		03/01/22 17:00	96-12-8	
Dibromochloromethane	ND	ug/L	0.50	0.36	1		03/01/22 17:00	124-48-1	
1,2-Dibromoethane (EDB)	ND	ug/L	0.50	0.27	1		03/01/22 17:00	106-93-4	
Dibromomethane	ND	ug/L	0.50	0.39	1		03/01/22 17:00	74-95-3	
1,2-Dichlorobenzene	ND	ug/L	0.50	0.34	1		03/01/22 17:00	95-50-1	
1,3-Dichlorobenzene	ND	ug/L	0.50	0.34	1		03/01/22 17:00	541-73-1	
1,4-Dichlorobenzene	ND	ug/L	0.50	0.33	1		03/01/22 17:00	106-46-7	
Dichlorodifluoromethane	ND	ug/L	0.50	0.35	1		03/01/22 17:00	75-71-8	
1,1-Dichloroethane	ND	ug/L	0.50	0.37	1		03/01/22 17:00	75-34-3	
1,2-Dichloroethane	ND	ug/L	0.50	0.32	1		03/01/22 17:00	107-06-2	
1,1-Dichloroethene	ND	ug/L	0.50	0.35	1		03/01/22 17:00	75-35-4	
cis-1,2-Dichloroethene	ND	ug/L	0.50	0.38	1		03/01/22 17:00	156-59-2	
trans-1,2-Dichloroethene	ND	ug/L	0.50	0.40	1		03/01/22 17:00	156-60-5	
1,2-Dichloropropane	ND	ug/L	0.50	0.36	1		03/01/22 17:00	78-87-5	
1,3-Dichloropropane	ND	ug/L	0.50	0.28	1		03/01/22 17:00	142-28-9	

This report shall not be reproduced, except in full,
without the written consent of Pace Analytical Services, LLC.

Pace Analytical Services, LLC
9800 Kincey Ave. Suite 100
Huntersville, NC 28078
(704)875-9092

ANALYTICAL RESULTS

Project: CPC Huntersville-60674226
Pace Project No.: 92590515

Sample: MW-49 **Lab ID: 92590515011** Collected: 02/28/22 15:15 Received: 02/28/22 16:00 Matrix: Water

Parameters	Results	Units	Report Limit	MDL	DF	Prepared	Analyzed	CAS No.	Qual
6200B MSV	Analytical Method: SM 6200B								
	Pace Analytical Services - Charlotte								
2,2-Dichloropropane	ND	ug/L	0.50	0.39	1		03/01/22 17:00	594-20-7	
1,1-Dichloropropene	ND	ug/L	0.50	0.43	1		03/01/22 17:00	563-58-6	
cis-1,3-Dichloropropene	ND	ug/L	0.50	0.36	1		03/01/22 17:00	10061-01-5	
trans-1,3-Dichloropropene	ND	ug/L	0.50	0.36	1		03/01/22 17:00	10061-02-6	
Diisopropyl ether	**0.53**	ug/L	0.50	0.31	1		03/01/22 17:00	108-20-3	
Ethylbenzene	ND	ug/L	0.50	0.30	1		03/01/22 17:00	100-41-4	
Hexachloro-1,3-butadiene	ND	ug/L	2.0	1.5	1		03/01/22 17:00	87-68-3	
Isopropylbenzene (Cumene)	ND	ug/L	0.50	0.33	1		03/01/22 17:00	98-82-8	
Methylene Chloride	ND	ug/L	2.0	2.0	1		03/01/22 17:00	75-09-2	
Methyl-tert-butyl ether	ND	ug/L	0.50	0.42	1		03/01/22 17:00	1634-04-4	
Naphthalene	ND	ug/L	2.0	0.64	1		03/01/22 17:00	91-20-3	
n-Propylbenzene	ND	ug/L	0.50	0.34	1		03/01/22 17:00	103-65-1	
Styrene	ND	ug/L	0.50	0.29	1		03/01/22 17:00	100-42-5	
1,1,1,2-Tetrachloroethane	ND	ug/L	0.50	0.31	1		03/01/22 17:00	630-20-6	
1,1,2,2-Tetrachloroethane	ND	ug/L	0.50	0.22	1		03/01/22 17:00	79-34-5	
Tetrachloroethene	ND	ug/L	0.50	0.29	1		03/01/22 17:00	127-18-4	
Toluene	ND	ug/L	0.50	0.48	1		03/01/22 17:00	108-88-3	
1,2,3-Trichlorobenzene	ND	ug/L	2.0	0.81	1		03/01/22 17:00	87-61-6	
1,2,4-Trichlorobenzene	ND	ug/L	2.0	0.64	1		03/01/22 17:00	120-82-1	
1,1,1-Trichloroethane	ND	ug/L	0.50	0.33	1		03/01/22 17:00	71-55-6	
1,1,2-Trichloroethane	ND	ug/L	0.50	0.32	1		03/01/22 17:00	79-00-5	
Trichloroethene	ND	ug/L	0.50	0.38	1		03/01/22 17:00	79-01-6	
Trichlorofluoromethane	ND	ug/L	1.0	0.30	1		03/01/22 17:00	75-69-4	
1,2,3-Trichloropropane	ND	ug/L	0.50	0.26	1		03/01/22 17:00	96-18-4	
1,2,4-Trimethylbenzene	ND	ug/L	0.50	0.50	1		03/01/22 17:00	95-63-6	
1,3,5-Trimethylbenzene	ND	ug/L	0.50	0.33	1		03/01/22 17:00	108-67-8	
Vinyl chloride	ND	ug/L	1.0	0.39	1		03/01/22 17:00	75-01-4	
m&p-Xylene	ND	ug/L	1.0	0.71	1		03/01/22 17:00	179601-23-1	
o-Xylene	ND	ug/L	0.50	0.34	1		03/01/22 17:00	95-47-6	
Surrogates									
1,2-Dichloroethane-d4 (S)	97	%	70-130		1		03/01/22 17:00	17060-07-0	
4-Bromofluorobenzene (S)	98	%	70-130		1		03/01/22 17:00	460-00-4	
Toluene-d8 (S)	100	%	70-130		1		03/01/22 17:00	2037-26-5	

This report shall not be reproduced, except in full,
without the written consent of Pace Analytical Services, LLC.

Pace Analytical Services, LLC
9800 Kincey Ave. Suite 100
Huntersville, NC 28078
(704)875-9092

ANALYTICAL RESULTS

Project: CPC Huntersville-60674226
Pace Project No.: 92590515

Sample: FB-1-20220228 **Lab ID: 92590515012** Collected: 02/28/22 14:30 Received: 02/28/22 16:00 Matrix: Water

Parameters	Results	Units	Report Limit	MDL	DF	Prepared	Analyzed	CAS No.	Qual
VPH NC Water	Analytical Method: MADEP VPH								
	Pace Analytical Services - Charlotte								
Total VPH (C5-C12)	ND	ug/L	50.0	50.0	1		03/02/22 05:10		N2
Aliphatic (C05-C08)	ND	ug/L	50.0	50.0	1		03/02/22 05:10		N2
Aliphatic(C09-C12) Adjusted	ND	ug/L	50.0	50.0	1		03/02/22 05:10		N2
Aromatic (C09-C10)	ND	ug/L	50.0	50.0	1		03/02/22 05:10		N2
Surrogates									
4-Bromofluorobenzene (FID) (S)	98	%	70-130		1		03/02/22 05:10	460-00-4	
4-Bromofluorobenzene (PID) (S)	90	%	70-130		1		03/02/22 05:10	460-00-4	
6200B MSV	Analytical Method: SM 6200B								
	Pace Analytical Services - Charlotte								
Benzene	ND	ug/L	0.50	0.34	1		03/01/22 14:36	71-43-2	
Bromobenzene	ND	ug/L	0.50	0.29	1		03/01/22 14:36	108-86-1	
Bromochloromethane	ND	ug/L	0.50	0.47	1		03/01/22 14:36	74-97-5	
Bromodichloromethane	ND	ug/L	0.50	0.31	1		03/01/22 14:36	75-27-4	
Bromoform	ND	ug/L	0.50	0.34	1		03/01/22 14:36	75-25-2	
Bromomethane	ND	ug/L	5.0	1.7	1		03/01/22 14:36	74-83-9	IH
n-Butylbenzene	ND	ug/L	0.50	0.49	1		03/01/22 14:36	104-51-8	
sec-Butylbenzene	ND	ug/L	0.50	0.40	1		03/01/22 14:36	135-98-8	
tert-Butylbenzene	ND	ug/L	0.50	0.32	1		03/01/22 14:36	98-06-6	
Carbon tetrachloride	ND	ug/L	0.50	0.33	1		03/01/22 14:36	56-23-5	
Chlorobenzene	ND	ug/L	0.50	0.28	1		03/01/22 14:36	108-90-7	
Chloroethane	ND	ug/L	1.0	0.65	1		03/01/22 14:36	75-00-3	
Chloroform	ND	ug/L	0.50	0.35	1		03/01/22 14:36	67-66-3	
Chloromethane	ND	ug/L	1.0	0.54	1		03/01/22 14:36	74-87-3	
2-Chlorotoluene	ND	ug/L	0.50	0.32	1		03/01/22 14:36	95-49-8	
4-Chlorotoluene	ND	ug/L	0.50	0.32	1		03/01/22 14:36	106-43-4	
1,2-Dibromo-3-chloropropane	ND	ug/L	1.0	0.34	1		03/01/22 14:36	96-12-8	
Dibromochloromethane	ND	ug/L	0.50	0.36	1		03/01/22 14:36	124-48-1	
1,2-Dibromoethane (EDB)	ND	ug/L	0.50	0.27	1		03/01/22 14:36	106-93-4	
Dibromomethane	ND	ug/L	0.50	0.39	1		03/01/22 14:36	74-95-3	
1,2-Dichlorobenzene	ND	ug/L	0.50	0.34	1		03/01/22 14:36	95-50-1	
1,3-Dichlorobenzene	ND	ug/L	0.50	0.34	1		03/01/22 14:36	541-73-1	
1,4-Dichlorobenzene	ND	ug/L	0.50	0.33	1		03/01/22 14:36	106-46-7	
Dichlorodifluoromethane	ND	ug/L	0.50	0.35	1		03/01/22 14:36	75-71-8	
1,1-Dichloroethane	ND	ug/L	0.50	0.37	1		03/01/22 14:36	75-34-3	
1,2-Dichloroethane	ND	ug/L	0.50	0.32	1		03/01/22 14:36	107-06-2	
1,1-Dichloroethene	ND	ug/L	0.50	0.35	1		03/01/22 14:36	75-35-4	
cis-1,2-Dichloroethene	ND	ug/L	0.50	0.38	1		03/01/22 14:36	156-59-2	
trans-1,2-Dichloroethene	ND	ug/L	0.50	0.40	1		03/01/22 14:36	156-60-5	
1,2-Dichloropropane	ND	ug/L	0.50	0.36	1		03/01/22 14:36	78-87-5	
1,3-Dichloropropane	ND	ug/L	0.50	0.28	1		03/01/22 14:36	142-28-9	
2,2-Dichloropropane	ND	ug/L	0.50	0.39	1		03/01/22 14:36	594-20-7	
1,1-Dichloropropene	ND	ug/L	0.50	0.43	1		03/01/22 14:36	563-58-6	
cis-1,3-Dichloropropene	ND	ug/L	0.50	0.36	1		03/01/22 14:36	10061-01-5	
trans-1,3-Dichloropropene	ND	ug/L	0.50	0.36	1		03/01/22 14:36	10061-02-6	

This report shall not be reproduced, except in full,
without the written consent of Pace Analytical Services, LLC.

Pace Analytical Services, LLC
9800 Kincey Ave. Suite 100
Huntersville, NC 28078
(704)875-9092

ANALYTICAL RESULTS

Project: CPC Huntersville-60674226
Pace Project No.: 92590515

Sample: FB-1-20220228 **Lab ID: 92590515012** Collected: 02/28/22 14:30 Received: 02/28/22 16:00 Matrix: Water

Parameters	Results	Units	Report Limit	MDL	DF	Prepared	Analyzed	CAS No.	Qual
6200B MSV	Analytical Method: SM 6200B								
	Pace Analytical Services - Charlotte								
Diisopropyl ether	ND	ug/L	0.50	0.31	1		03/01/22 14:36	108-20-3	
Ethylbenzene	ND	ug/L	0.50	0.30	1		03/01/22 14:36	100-41-4	
Hexachloro-1,3-butadiene	ND	ug/L	2.0	1.5	1		03/01/22 14:36	87-68-3	
Isopropylbenzene (Cumene)	ND	ug/L	0.50	0.33	1		03/01/22 14:36	98-82-8	
Methylene Chloride	ND	ug/L	2.0	2.0	1		03/01/22 14:36	75-09-2	
Methyl-tert-butyl ether	ND	ug/L	0.50	0.42	1		03/01/22 14:36	1634-04-4	
Naphthalene	ND	ug/L	2.0	0.64	1		03/01/22 14:36	91-20-3	
n-Propylbenzene	ND	ug/L	0.50	0.34	1		03/01/22 14:36	103-65-1	
Styrene	ND	ug/L	0.50	0.29	1		03/01/22 14:36	100-42-5	
1,1,1,2-Tetrachloroethane	ND	ug/L	0.50	0.31	1		03/01/22 14:36	630-20-6	
1,1,2,2-Tetrachloroethane	ND	ug/L	0.50	0.22	1		03/01/22 14:36	79-34-5	
Tetrachloroethene	ND	ug/L	0.50	0.29	1		03/01/22 14:36	127-18-4	
Toluene	ND	ug/L	0.50	0.48	1		03/01/22 14:36	108-88-3	
1,2,3-Trichlorobenzene	ND	ug/L	2.0	0.81	1		03/01/22 14:36	87-61-6	
1,2,4-Trichlorobenzene	ND	ug/L	2.0	0.64	1		03/01/22 14:36	120-82-1	
1,1,1-Trichloroethane	ND	ug/L	0.50	0.33	1		03/01/22 14:36	71-55-6	
1,1,2-Trichloroethane	ND	ug/L	0.50	0.32	1		03/01/22 14:36	79-00-5	
Trichloroethene	ND	ug/L	0.50	0.38	1		03/01/22 14:36	79-01-6	
Trichlorofluoromethane	ND	ug/L	1.0	0.30	1		03/01/22 14:36	75-69-4	
1,2,3-Trichloropropane	ND	ug/L	0.50	0.26	1		03/01/22 14:36	96-18-4	
1,2,4-Trimethylbenzene	ND	ug/L	0.50	0.50	1		03/01/22 14:36	95-63-6	
1,3,5-Trimethylbenzene	ND	ug/L	0.50	0.33	1		03/01/22 14:36	108-67-8	
Vinyl chloride	ND	ug/L	1.0	0.39	1		03/01/22 14:36	75-01-4	
m&p-Xylene	ND	ug/L	1.0	0.71	1		03/01/22 14:36	179601-23-1	
o-Xylene	ND	ug/L	0.50	0.34	1		03/01/22 14:36	95-47-6	
Surrogates									
1,2-Dichloroethane-d4 (S)	99	%	70-130		1		03/01/22 14:36	17060-07-0	
4-Bromofluorobenzene (S)	98	%	70-130		1		03/01/22 14:36	460-00-4	
Toluene-d8 (S)	102	%	70-130		1		03/01/22 14:36	2037-26-5	

This report shall not be reproduced, except in full,
without the written consent of Pace Analytical Services, LLC.

Pace Analytical Services, LLC
9800 Kincey Ave. Suite 100
Huntersville, NC 28078
(704)875-9092

ANALYTICAL RESULTS

Project: CPC Huntersville-60674226
Pace Project No.: 92590515

Sample: TRIP BLANK **Lab ID: 92590515013** Collected: 02/28/22 00:00 Received: 02/28/22 16:00 Matrix: Water

Parameters	Results	Units	Report Limit	MDL	DF	Prepared	Analyzed	CAS No.	Qual
6200B MSV	Analytical Method: SM 6200B Pace Analytical Services - Charlotte								
Benzene	ND	ug/L	0.50	0.34	1		03/01/22 14:54	71-43-2	
Bromobenzene	ND	ug/L	0.50	0.29	1		03/01/22 14:54	108-86-1	
Bromochloromethane	ND	ug/L	0.50	0.47	1		03/01/22 14:54	74-97-5	
Bromodichloromethane	ND	ug/L	0.50	0.31	1		03/01/22 14:54	75-27-4	
Bromoform	ND	ug/L	0.50	0.34	1		03/01/22 14:54	75-25-2	
Bromomethane	ND	ug/L	5.0	1.7	1		03/01/22 14:54	74-83-9	IH
n-Butylbenzene	ND	ug/L	0.50	0.49	1		03/01/22 14:54	104-51-8	
sec-Butylbenzene	ND	ug/L	0.50	0.40	1		03/01/22 14:54	135-98-8	
tert-Butylbenzene	ND	ug/L	0.50	0.32	1		03/01/22 14:54	98-06-6	
Carbon tetrachloride	ND	ug/L	0.50	0.33	1		03/01/22 14:54	56-23-5	
Chlorobenzene	ND	ug/L	0.50	0.28	1		03/01/22 14:54	108-90-7	
Chloroethane	ND	ug/L	1.0	0.65	1		03/01/22 14:54	75-00-3	
Chloroform	ND	ug/L	0.50	0.35	1		03/01/22 14:54	67-66-3	
Chloromethane	ND	ug/L	1.0	0.54	1		03/01/22 14:54	74-87-3	
2-Chlorotoluene	ND	ug/L	0.50	0.32	1		03/01/22 14:54	95-49-8	
4-Chlorotoluene	ND	ug/L	0.50	0.32	1		03/01/22 14:54	106-43-4	
1,2-Dibromo-3-chloropropane	ND	ug/L	1.0	0.34	1		03/01/22 14:54	96-12-8	
Dibromochloromethane	ND	ug/L	0.50	0.36	1		03/01/22 14:54	124-48-1	
1,2-Dibromoethane (EDB)	ND	ug/L	0.50	0.27	1		03/01/22 14:54	106-93-4	
Dibromomethane	ND	ug/L	0.50	0.39	1		03/01/22 14:54	74-95-3	
1,2-Dichlorobenzene	ND	ug/L	0.50	0.34	1		03/01/22 14:54	95-50-1	
1,3-Dichlorobenzene	ND	ug/L	0.50	0.34	1		03/01/22 14:54	541-73-1	
1,4-Dichlorobenzene	ND	ug/L	0.50	0.33	1		03/01/22 14:54	106-46-7	
Dichlorodifluoromethane	ND	ug/L	0.50	0.35	1		03/01/22 14:54	75-71-8	
1,1-Dichloroethane	ND	ug/L	0.50	0.37	1		03/01/22 14:54	75-34-3	
1,2-Dichloroethane	ND	ug/L	0.50	0.32	1		03/01/22 14:54	107-06-2	
1,1-Dichloroethene	ND	ug/L	0.50	0.35	1		03/01/22 14:54	75-35-4	
cis-1,2-Dichloroethene	ND	ug/L	0.50	0.38	1		03/01/22 14:54	156-59-2	
trans-1,2-Dichloroethene	ND	ug/L	0.50	0.40	1		03/01/22 14:54	156-60-5	
1,2-Dichloropropane	ND	ug/L	0.50	0.36	1		03/01/22 14:54	78-87-5	
1,3-Dichloropropane	ND	ug/L	0.50	0.28	1		03/01/22 14:54	142-28-9	
2,2-Dichloropropane	ND	ug/L	0.50	0.39	1		03/01/22 14:54	594-20-7	
1,1-Dichloropropene	ND	ug/L	0.50	0.43	1		03/01/22 14:54	563-58-6	
cis-1,3-Dichloropropene	ND	ug/L	0.50	0.36	1		03/01/22 14:54	10061-01-5	
trans-1,3-Dichloropropene	ND	ug/L	0.50	0.36	1		03/01/22 14:54	10061-02-6	
Diisopropyl ether	ND	ug/L	0.50	0.31	1		03/01/22 14:54	108-20-3	
Ethylbenzene	ND	ug/L	0.50	0.30	1		03/01/22 14:54	100-41-4	
Hexachloro-1,3-butadiene	ND	ug/L	2.0	1.5	1		03/01/22 14:54	87-68-3	
Isopropylbenzene (Cumene)	ND	ug/L	0.50	0.33	1		03/01/22 14:54	98-82-8	
Methylene Chloride	ND	ug/L	2.0	2.0	1		03/01/22 14:54	75-09-2	
Methyl-tert-butyl ether	ND	ug/L	0.50	0.42	1		03/01/22 14:54	1634-04-4	
Naphthalene	ND	ug/L	2.0	0.64	1		03/01/22 14:54	91-20-3	
n-Propylbenzene	ND	ug/L	0.50	0.34	1		03/01/22 14:54	103-65-1	
Styrene	ND	ug/L	0.50	0.29	1		03/01/22 14:54	100-42-5	
1,1,1,2-Tetrachloroethane	ND	ug/L	0.50	0.31	1		03/01/22 14:54	630-20-6	

This report shall not be reproduced, except in full,
without the written consent of Pace Analytical Services, LLC.

Pace Analytical Services, LLC
9800 Kincey Ave. Suite 100
Huntersville, NC 28078
(704)875-9092

ANALYTICAL RESULTS

Project: CPC Huntersville-60674226
Pace Project No.: 92590515

Sample: TRIP BLANK **Lab ID: 92590515013** Collected: 02/28/22 00:00 Received: 02/28/22 16:00 Matrix: Water

Parameters	Results	Units	Report Limit	MDL	DF	Prepared	Analyzed	CAS No.	Qual
6200B MSV	Analytical Method: SM 6200B								
	Pace Analytical Services - Charlotte								
1,1,2,2-Tetrachloroethane	ND	ug/L	0.50	0.22	1		03/01/22 14:54	79-34-5	
Tetrachloroethene	ND	ug/L	0.50	0.29	1		03/01/22 14:54	127-18-4	
Toluene	ND	ug/L	0.50	0.48	1		03/01/22 14:54	108-88-3	
1,2,3-Trichlorobenzene	ND	ug/L	2.0	0.81	1		03/01/22 14:54	87-61-6	
1,2,4-Trichlorobenzene	ND	ug/L	2.0	0.64	1		03/01/22 14:54	120-82-1	
1,1,1-Trichloroethane	ND	ug/L	0.50	0.33	1		03/01/22 14:54	71-55-6	
1,1,2-Trichloroethane	ND	ug/L	0.50	0.32	1		03/01/22 14:54	79-00-5	
Trichloroethene	ND	ug/L	0.50	0.38	1		03/01/22 14:54	79-01-6	
Trichlorofluoromethane	ND	ug/L	1.0	0.30	1		03/01/22 14:54	75-69-4	
1,2,3-Trichloropropane	ND	ug/L	0.50	0.26	1		03/01/22 14:54	96-18-4	
1,2,4-Trimethylbenzene	ND	ug/L	0.50	0.50	1		03/01/22 14:54	95-63-6	
1,3,5-Trimethylbenzene	ND	ug/L	0.50	0.33	1		03/01/22 14:54	108-67-8	
Vinyl chloride	ND	ug/L	1.0	0.39	1		03/01/22 14:54	75-01-4	
m&p-Xylene	ND	ug/L	1.0	0.71	1		03/01/22 14:54	179601-23-1	
o-Xylene	ND	ug/L	0.50	0.34	1		03/01/22 14:54	95-47-6	
Surrogates									
1,2-Dichloroethane-d4 (S)	96	%	70-130		1		03/01/22 14:54	17060-07-0	
4-Bromofluorobenzene (S)	95	%	70-130		1		03/01/22 14:54	460-00-4	
Toluene-d8 (S)	101	%	70-130		1		03/01/22 14:54	2037-26-5	

This report shall not be reproduced, except in full,
without the written consent of Pace Analytical Services, LLC.

Pace Analytical Services, LLC
9800 Kincey Ave. Suite 100
Huntersville, NC 28078
(704)875-9092

QUALITY CONTROL DATA

Project: CPC Huntersville-60674226
Pace Project No.: 92590515

QC Batch: 681733
QC Batch Method: MADEP VPH
Analysis Method: MADEP VPH
Analysis Description: VPH NC Water
Laboratory: Pace Analytical Services - Charlotte
Associated Lab Samples: 92590515002, 92590515003, 92590515004, 92590515005, 92590515006, 92590515007, 92590515008, 92590515009, 92590515010, 92590515011, 92590515012

METHOD BLANK: 3566098
Matrix: Water
Associated Lab Samples: 92590515002, 92590515003, 92590515004, 92590515005, 92590515006, 92590515007, 92590515008, 92590515009, 92590515010, 92590515011, 92590515012

Parameter	Units	Blank Result	Reporting Limit	MDL	Analyzed	Qualifiers
Aliphatic (C05-C08)	ug/L	ND	50.0	50.0	03/01/22 13:47	N2
Aromatic (C09-C10)	ug/L	ND	50.0	50.0	03/01/22 13:47	N2
4-Bromofluorobenzene (FID) (S)	%	103	70-130		03/01/22 13:47	
4-Bromofluorobenzene (PID) (S)	%	94	70-130		03/01/22 13:47	

LABORATORY CONTROL SAMPLE & LCSD: 3566099 3566100

Parameter	Units	Spike Conc.	LCS Result	LCSD Result	LCS % Rec	LCSD % Rec	% Rec Limits	RPD	Max RPD	Qualifiers
Aliphatic (C05-C08)	ug/L	300	274	312	91	104	70-130	13	25	N2
Aromatic (C09-C10)	ug/L	100	97.6	105	98	105	70-130	7	25	N2
4-Bromofluorobenzene (FID) (S)	%				98	101	70-130			
4-Bromofluorobenzene (PID) (S)	%				90	92	70-130			

Results presented on this page are in the units indicated by the "Units" column except where an alternate unit is presented to the right of the result.

This report shall not be reproduced, except in full,
without the written consent of Pace Analytical Services, LLC.

Pace Analytical Services, LLC
9800 Kincey Ave. Suite 100
Huntersville, NC 28078
(704)875-9092

QUALITY CONTROL DATA

Project: CPC Huntersville-60674226
Pace Project No.: 92590515

QC Batch: 682043
QC Batch Method: MADEP VPH
Analysis Method: MADEP VPH
Analysis Description: VPH NC Water
Laboratory: Pace Analytical Services - Charlotte
Associated Lab Samples: 92590515001

METHOD BLANK: 3567807
Matrix: Water
Associated Lab Samples: 92590515001

Parameter	Units	Blank Result	Reporting Limit	MDL	Analyzed	Qualifiers
Aliphatic (C05-C08)	ug/L	ND	50.0	50.0	03/03/22 09:16	N2
Aromatic (C09-C10)	ug/L	ND	50.0	50.0	03/03/22 09:16	N2
4-Bromofluorobenzene (FID) (S)	%	101	70-130		03/03/22 09:16	
4-Bromofluorobenzene (PID) (S)	%	91	70-130		03/03/22 09:16	

LABORATORY CONTROL SAMPLE & LCSD: 3567808 3567809

Parameter	Units	Spike Conc.	LCS Result	LCSD Result	LCS % Rec	LCSD % Rec	% Rec Limits	RPD	Max RPD	Qualifiers
Aliphatic (C05-C08)	ug/L	300	309	284	103	95	70-130	9	25	N2
Aromatic (C09-C10)	ug/L	100	99.6	96.6	100	97	70-130	3	25	N2
4-Bromofluorobenzene (FID) (S)	%				102	98	70-130			
4-Bromofluorobenzene (PID) (S)	%				92	89	70-130			

Results presented on this page are in the units indicated by the "Units" column except where an alternate unit is presented to the right of the result.

This report shall not be reproduced, except in full,
without the written consent of Pace Analytical Services, LLC.

Pace Analytical Services, LLC
9800 Kincey Ave. Suite 100
Huntersville, NC 28078
(704)875-9092

QUALITY CONTROL DATA

Project: CPC Huntersville-60674226
Pace Project No.: 92590515

QC Batch: 681604
QC Batch Method: EPA 3010A
Analysis Method: EPA 6020B
Analysis Description: 6020 MET
Laboratory: Pace Analytical Services - Asheville
Associated Lab Samples: 92590515001, 92590515002, 92590515003, 92590515004, 92590515005, 92590515006, 92590515007, 92590515008, 92590515009, 92590515010, 92590515011

METHOD BLANK: 3565520
Matrix: Water
Associated Lab Samples: 92590515001, 92590515002, 92590515003, 92590515004, 92590515005, 92590515006, 92590515007, 92590515008, 92590515009, 92590515010, 92590515011

Parameter	Units	Blank Result	Reporting Limit	MDL	Analyzed	Qualifiers
Lead	ug/L	ND	5.0	0.077	03/01/22 18:42	

LABORATORY CONTROL SAMPLE: 3565521

Parameter	Units	Spike Conc.	LCS Result	LCS % Rec	% Rec Limits	Qualifiers
Lead	ug/L	50	49.7	99	80-120	

MATRIX SPIKE & MATRIX SPIKE DUPLICATE: 3565522 3565523

Parameter	Units	92590512001 Result	MS Spike Conc.	MSD Spike Conc.	MS Result	MSD Result	MS % Rec	MSD % Rec	% Rec Limits	RPD	Max RPD	Qual
Lead	ug/L	19.7J	50	50	73.2	74.5	107	110	75-125	2	20	

Results presented on this page are in the units indicated by the "Units" column except where an alternate unit is presented to the right of the result.

This report shall not be reproduced, except in full,
without the written consent of Pace Analytical Services, LLC.

Pace Analytical Services, LLC
9800 Kincey Ave. Suite 100
Huntersville, NC 28078
(704)875-9092

QUALITY CONTROL DATA

Project: CPC Huntersville-60674226
Pace Project No.: 92590515

QC Batch: 681472
QC Batch Method: SM 6200B
Analysis Method: SM 6200B
Analysis Description: 6200B MSV
Laboratory: Pace Analytical Services - Charlotte
Associated Lab Samples: 92590515001, 92590515002, 92590515003, 92590515004

METHOD BLANK: 3565086
Matrix: Water
Associated Lab Samples: 92590515001, 92590515002, 92590515003, 92590515004

Parameter	Units	Blank Result	Reporting Limit	MDL	Analyzed	Qualifiers
1,1,1,2-Tetrachloroethane	ug/L	ND	0.50	0.31	03/01/22 14:10	
1,1,1-Trichloroethane	ug/L	ND	0.50	0.33	03/01/22 14:10	
1,1,2,2-Tetrachloroethane	ug/L	ND	0.50	0.22	03/01/22 14:10	
1,1,2-Trichloroethane	ug/L	ND	0.50	0.32	03/01/22 14:10	
1,1-Dichloroethane	ug/L	ND	0.50	0.37	03/01/22 14:10	
1,1-Dichloroethene	ug/L	ND	0.50	0.35	03/01/22 14:10	
1,1-Dichloropropene	ug/L	ND	0.50	0.43	03/01/22 14:10	
1,2,3-Trichlorobenzene	ug/L	ND	2.0	0.81	03/01/22 14:10	
1,2,3-Trichloropropane	ug/L	ND	0.50	0.26	03/01/22 14:10	
1,2,4-Trichlorobenzene	ug/L	ND	2.0	0.64	03/01/22 14:10	
1,2,4-Trimethylbenzene	ug/L	ND	0.50	0.50	03/01/22 14:10	
1,2-Dibromo-3-chloropropane	ug/L	ND	1.0	0.34	03/01/22 14:10	
1,2-Dibromoethane (EDB)	ug/L	ND	0.50	0.27	03/01/22 14:10	
1,2-Dichlorobenzene	ug/L	ND	0.50	0.34	03/01/22 14:10	
1,2-Dichloroethane	ug/L	ND	0.50	0.32	03/01/22 14:10	
1,2-Dichloropropane	ug/L	ND	0.50	0.36	03/01/22 14:10	
1,3,5-Trimethylbenzene	ug/L	ND	0.50	0.33	03/01/22 14:10	
1,3-Dichlorobenzene	ug/L	ND	0.50	0.34	03/01/22 14:10	
1,3-Dichloropropane	ug/L	ND	0.50	0.28	03/01/22 14:10	
1,4-Dichlorobenzene	ug/L	ND	0.50	0.33	03/01/22 14:10	
2,2-Dichloropropane	ug/L	ND	0.50	0.39	03/01/22 14:10	
2-Chlorotoluene	ug/L	ND	0.50	0.32	03/01/22 14:10	
4-Chlorotoluene	ug/L	ND	0.50	0.32	03/01/22 14:10	
Benzene	ug/L	ND	0.50	0.34	03/01/22 14:10	
Bromobenzene	ug/L	ND	0.50	0.29	03/01/22 14:10	
Bromochloromethane	ug/L	ND	0.50	0.47	03/01/22 14:10	
Bromodichloromethane	ug/L	ND	0.50	0.31	03/01/22 14:10	
Bromoform	ug/L	ND	0.50	0.34	03/01/22 14:10	
Bromomethane	ug/L	ND	5.0	1.7	03/01/22 14:10	
Carbon tetrachloride	ug/L	ND	0.50	0.33	03/01/22 14:10	
Chlorobenzene	ug/L	ND	0.50	0.28	03/01/22 14:10	
Chloroethane	ug/L	ND	1.0	0.65	03/01/22 14:10	
Chloroform	ug/L	ND	0.50	0.35	03/01/22 14:10	
Chloromethane	ug/L	ND	1.0	0.54	03/01/22 14:10	
cis-1,2-Dichloroethene	ug/L	ND	0.50	0.38	03/01/22 14:10	
cis-1,3-Dichloropropene	ug/L	ND	0.50	0.36	03/01/22 14:10	
Dibromochloromethane	ug/L	ND	0.50	0.36	03/01/22 14:10	
Dibromomethane	ug/L	ND	0.50	0.39	03/01/22 14:10	
Dichlorodifluoromethane	ug/L	ND	0.50	0.35	03/01/22 14:10	
Diisopropyl ether	ug/L	ND	0.50	0.31	03/01/22 14:10	

Results presented on this page are in the units indicated by the "Units" column except where an alternate unit is presented to the right of the result.

This report shall not be reproduced, except in full,
without the written consent of Pace Analytical Services, LLC.

Pace Analytical Services, LLC
9800 Kincey Ave. Suite 100
Huntersville, NC 28078
(704)875-9092

QUALITY CONTROL DATA

Project: CPC Huntersville-60674226
Pace Project No.: 92590515

METHOD BLANK: 3565086 Matrix: Water
Associated Lab Samples: 92590515001, 92590515002, 92590515003, 92590515004

Parameter	Units	Blank Result	Reporting Limit	MDL	Analyzed	Qualifiers
Ethylbenzene	ug/L	ND	0.50	0.30	03/01/22 14:10	
Hexachloro-1,3-butadiene	ug/L	ND	2.0	1.5	03/01/22 14:10	
Isopropylbenzene (Cumene)	ug/L	ND	0.50	0.33	03/01/22 14:10	
m&p-Xylene	ug/L	ND	1.0	0.71	03/01/22 14:10	
Methyl-tert-butyl ether	ug/L	ND	0.50	0.42	03/01/22 14:10	
Methylene Chloride	ug/L	ND	2.0	2.0	03/01/22 14:10	
n-Butylbenzene	ug/L	ND	0.50	0.49	03/01/22 14:10	
n-Propylbenzene	ug/L	ND	0.50	0.34	03/01/22 14:10	
Naphthalene	ug/L	ND	2.0	0.64	03/01/22 14:10	
o-Xylene	ug/L	ND	0.50	0.34	03/01/22 14:10	
sec-Butylbenzene	ug/L	ND	0.50	0.40	03/01/22 14:10	
Styrene	ug/L	ND	0.50	0.29	03/01/22 14:10	
tert-Butylbenzene	ug/L	ND	0.50	0.32	03/01/22 14:10	
Tetrachloroethene	ug/L	ND	0.50	0.29	03/01/22 14:10	
Toluene	ug/L	ND	0.50	0.48	03/01/22 14:10	
trans-1,2-Dichloroethene	ug/L	ND	0.50	0.40	03/01/22 14:10	
trans-1,3-Dichloropropene	ug/L	ND	0.50	0.36	03/01/22 14:10	
Trichloroethene	ug/L	ND	0.50	0.38	03/01/22 14:10	
Trichlorofluoromethane	ug/L	ND	1.0	0.30	03/01/22 14:10	
Vinyl chloride	ug/L	ND	1.0	0.39	03/01/22 14:10	
1,2-Dichloroethane-d4 (S)	%	93	70-130		03/01/22 14:10	
4-Bromofluorobenzene (S)	%	99	70-130		03/01/22 14:10	
Toluene-d8 (S)	%	103	70-130		03/01/22 14:10	

LABORATORY CONTROL SAMPLE: 3565087

Parameter	Units	Spike Conc.	LCS Result	LCS % Rec	% Rec Limits	Qualifiers
1,1,1,2-Tetrachloroethane	ug/L	50	51.2	102	60-140	
1,1,1-Trichloroethane	ug/L	50	51.9	104	60-140	
1,1,2,2-Tetrachloroethane	ug/L	50	47.2	94	60-140	
1,1,2-Trichloroethane	ug/L	50	52.6	105	60-140	
1,1-Dichloroethane	ug/L	50	49.2	98	60-140	
1,1-Dichloroethene	ug/L	50	47.6	95	60-140	
1,1-Dichloropropene	ug/L	50	58.5	117	60-140	
1,2,3-Trichlorobenzene	ug/L	50	50.9	102	60-140	
1,2,3-Trichloropropane	ug/L	50	46.3	93	60-140	
1,2,4-Trichlorobenzene	ug/L	50	50.7	101	60-140	
1,2,4-Trimethylbenzene	ug/L	50	45.8	92	60-140	
1,2-Dibromo-3-chloropropane	ug/L	50	46.4	93	60-140	
1,2-Dibromoethane (EDB)	ug/L	50	49.4	99	60-140	
1,2-Dichlorobenzene	ug/L	50	47.6	95	60-140	
1,2-Dichloroethane	ug/L	50	49.3	99	60-140	
1,2-Dichloropropane	ug/L	50	53.3	107	60-140	
1,3,5-Trimethylbenzene	ug/L	50	47.8	96	60-140	

Results presented on this page are in the units indicated by the "Units" column except where an alternate unit is presented to the right of the result.

This report shall not be reproduced, except in full,
without the written consent of Pace Analytical Services, LLC.

Pace Analytical Services, LLC
9800 Kincey Ave. Suite 100
Huntersville, NC 28078
(704)875-9092

QUALITY CONTROL DATA

Project: CPC Huntersville-60674226
Pace Project No.: 92590515

LABORATORY CONTROL SAMPLE: 3565087

Parameter	Units	Spike Conc.	LCS Result	LCS % Rec	% Rec Limits	Qualifiers
1,3-Dichlorobenzene	ug/L	50	47.0	94	60-140	
1,3-Dichloropropane	ug/L	50	50.6	101	60-140	
1,4-Dichlorobenzene	ug/L	50	46.5	93	60-140	
2,2-Dichloropropane	ug/L	50	49.6	99	60-140	
2-Chlorotoluene	ug/L	50	46.7	93	60-140	
4-Chlorotoluene	ug/L	50	43.8	88	60-140	
Benzene	ug/L	50	49.8	100	60-140	
Bromobenzene	ug/L	50	49.1	98	60-140	
Bromochloromethane	ug/L	50	52.5	105	60-140	
Bromodichloromethane	ug/L	50	49.0	98	60-140	
Bromoform	ug/L	50	46.6	93	60-140	
Bromomethane	ug/L	50	41.4	83	60-140	
Carbon tetrachloride	ug/L	50	48.0	96	60-140	
Chlorobenzene	ug/L	50	47.0	94	60-140	
Chloroethane	ug/L	50	42.1	84	60-140	
Chloroform	ug/L	50	51.4	103	60-140	
Chloromethane	ug/L	50	41.4	83	60-140	
cis-1,2-Dichloroethene	ug/L	50	49.5	99	60-140	
cis-1,3-Dichloropropene	ug/L	50	53.7	107	60-140	
Dibromochloromethane	ug/L	50	46.5	93	60-140	
Dibromomethane	ug/L	50	51.0	102	60-140	
Dichlorodifluoromethane	ug/L	50	41.9	84	60-140	
Diisopropyl ether	ug/L	50	53.0	106	60-140	
Ethylbenzene	ug/L	50	47.4	95	60-140	
Hexachloro-1,3-butadiene	ug/L	50	48.8	98	60-140	
Isopropylbenzene (Cumene)	ug/L	50	48.8	98	60-140	
m&p-Xylene	ug/L	100	95.1	95	60-140	
Methyl-tert-butyl ether	ug/L	50	57.9	116	60-140	
Methylene Chloride	ug/L	50	48.0	96	60-140	
n-Butylbenzene	ug/L	50	46.6	93	60-140	
n-Propylbenzene	ug/L	50	46.6	93	60-140	
Naphthalene	ug/L	50	49.5	99	60-140	
o-Xylene	ug/L	50	46.9	94	60-140	
sec-Butylbenzene	ug/L	50	47.2	94	60-140	
Styrene	ug/L	50	47.7	95	60-140	
tert-Butylbenzene	ug/L	50	39.3	79	60-140	
Tetrachloroethene	ug/L	50	49.7	99	60-140	
Toluene	ug/L	50	46.1	92	60-140	
trans-1,2-Dichloroethene	ug/L	50	50.3	101	60-140	
trans-1,3-Dichloropropene	ug/L	50	50.4	101	60-140	
Trichloroethene	ug/L	50	53.6	107	60-140	
Trichlorofluoromethane	ug/L	50	42.1	84	60-140	
Vinyl chloride	ug/L	50	45.1	90	60-140	
1,2-Dichloroethane-d4 (S)	%			98	70-130	
4-Bromofluorobenzene (S)	%			98	70-130	
Toluene-d8 (S)	%			96	70-130	

Results presented on this page are in the units indicated by the "Units" column except where an alternate unit is presented to the right of the result.

This report shall not be reproduced, except in full,
without the written consent of Pace Analytical Services, LLC.

Pace Analytical Services, LLC
9800 Kincey Ave. Suite 100
Huntersville, NC 28078
(704)875-9092

QUALITY CONTROL DATA

Project: CPC Huntersville-60674226
Pace Project No.: 92590515

MATRIX SPIKE & MATRIX SPIKE DUPLICATE: 3565088 3565089

Parameter	Units	92590515001 Result	MS Spike Conc.	MSD Spike Conc.	MS Result	MSD Result	MS % Rec	MSD % Rec	% Rec Limits	RPD	Max RPD	Qual
1,1,1,2-Tetrachloroethane	ug/L	ND	200	200	219	225	109	112	60-140	3	30	
1,1,1-Trichloroethane	ug/L	ND	200	200	202	204	101	102	60-140	1	30	
1,1,2,2-Tetrachloroethane	ug/L	ND	200	200	205	204	103	102	60-140	0	30	
1,1,2-Trichloroethane	ug/L	ND	200	200	202	202	101	101	60-140	0	30	
1,1-Dichloroethane	ug/L	ND	200	200	193	193	96	96	60-140	0	30	
1,1-Dichloroethene	ug/L	ND	200	200	192	193	96	96	60-140	1	30	
1,1-Dichloropropene	ug/L	ND	200	200	221	221	110	111	60-140	0	30	
1,2,3-Trichlorobenzene	ug/L	ND	200	200	198	215	99	107	60-140	8	30	
1,2,3-Trichloropropane	ug/L	ND	200	200	200	204	100	102	60-140	2	30	
1,2,4-Trichlorobenzene	ug/L	ND	200	200	204	214	102	107	60-140	5	30	
1,2,4-Trimethylbenzene	ug/L	120	200	200	328	333	104	107	60-140	2	30	
1,2-Dibromo-3-chloropropane	ug/L	ND	200	200	203	206	101	103	60-140	2	30	
1,2-Dibromoethane (EDB)	ug/L	ND	200	200	214	214	107	107	60-140	0	30	
1,2-Dichlorobenzene	ug/L	ND	200	200	217	219	108	110	60-140	1	30	
1,2-Dichloroethane	ug/L	ND	200	200	189	188	95	94	60-140	1	30	
1,2-Dichloropropane	ug/L	ND	200	200	208	212	104	106	60-140	2	30	
1,3,5-Trimethylbenzene	ug/L	33.0	200	200	243	255	105	111	60-140	5	30	
1,3-Dichlorobenzene	ug/L	ND	200	200	211	214	106	107	60-140	1	30	
1,3-Dichloropropane	ug/L	ND	200	200	218	215	109	108	60-140	1	30	
1,4-Dichlorobenzene	ug/L	ND	200	200	210	214	105	107	60-140	2	30	
2,2-Dichloropropane	ug/L	ND	200	200	156	155	78	78	60-140	1	30	
2-Chlorotoluene	ug/L	ND	200	200	215	219	108	110	60-140	2	30	
4-Chlorotoluene	ug/L	ND	200	200	199	199	99	100	60-140	0	30	
Benzene	ug/L	819	200	200	1040	1030	110	106	60-140	1	30	
Bromobenzene	ug/L	ND	200	200	224	224	112	112	60-140	0	30	
Bromochloromethane	ug/L	ND	200	200	194	197	97	99	60-140	2	30	
Bromodichloromethane	ug/L	ND	200	200	190	192	95	96	60-140	1	30	
Bromoform	ug/L	ND	200	200	196	200	98	100	60-140	2	30	
Bromomethane	ug/L	ND	200	200	181	186	91	93	60-140	2	30	
Carbon tetrachloride	ug/L	ND	200	200	200	207	100	103	60-140	3	30	
Chlorobenzene	ug/L	ND	200	200	207	212	104	106	60-140	2	30	
Chloroethane	ug/L	ND	200	200	188	191	94	95	60-140	1	30	
Chloroform	ug/L	ND	200	200	192	191	96	95	60-140	1	30	
Chloromethane	ug/L	ND	200	200	179	176	90	88	60-140	2	30	
cis-1,2-Dichloroethene	ug/L	ND	200	200	192	191	96	95	60-140	0	30	
cis-1,3-Dichloropropene	ug/L	ND	200	200	190	194	95	97	60-140	2	30	
Dibromochloromethane	ug/L	ND	200	200	196	197	98	98	60-140	0	30	
Dibromomethane	ug/L	ND	200	200	204	205	102	103	60-140	1	30	
Dichlorodifluoromethane	ug/L	ND	200	200	177	177	89	88	60-140	0	30	
Diisopropyl ether	ug/L	23.0	200	200	211	212	94	95	60-140	0	30	
Ethylbenzene	ug/L	83.8	200	200	296	299	106	107	60-140	1	30	
Hexachloro-1,3-butadiene	ug/L	ND	200	200	195	211	98	105	60-140	8	30	
Isopropylbenzene (Cumene)	ug/L	4.0J	200	200	223	224	109	110	60-140	0	30	
m&p-Xylene	ug/L	812	400	400	1220	1230	102	105	60-140	1	30	

Results presented on this page are in the units indicated by the "Units" column except where an alternate unit is presented to the right of the result.

This report shall not be reproduced, except in full,
without the written consent of Pace Analytical Services, LLC.

Pace Analytical Services, LLC
9800 Kincey Ave. Suite 100
Huntersville, NC 28078
(704)875-9092

QUALITY CONTROL DATA

Project: CPC Huntersville-60674226
Pace Project No.: 92590515

MATRIX SPIKE & MATRIX SPIKE DUPLICATE: 3565088 3565089

Parameter	Units	92590515001 Result	MS Spike Conc.	MSD Spike Conc.	MS Result	MSD Result	MS % Rec	MSD % Rec	% Rec Limits	RPD	Max RPD	Qual
Methyl-tert-butyl ether	ug/L	ND	200	200	204	200	102	100	60-140	2	30	
Methylene Chloride	ug/L	ND	200	200	201	199	98	97	60-140	1	30	
n-Butylbenzene	ug/L	ND	200	200	189	204	95	102	60-140	8	30	
n-Propylbenzene	ug/L	7.4	200	200	214	220	103	106	60-140	3	30	
Naphthalene	ug/L	36.1	200	200	238	247	101	105	60-140	4	30	
o-Xylene	ug/L	548	200	200	746	756	99	104	60-140	1	30	
sec-Butylbenzene	ug/L	ND	200	200	205	212	103	106	60-140	3	30	
Styrene	ug/L	ND	200	200	211	215	105	107	60-140	2	30	
tert-Butylbenzene	ug/L	ND	200	200	177	180	88	90	60-140	2	30	
Tetrachloroethene	ug/L	ND	200	200	219	220	110	110	60-140	0	30	
Toluene	ug/L	1570	200	200	1700	1690	66	63	60-140	0	30	
trans-1,2-Dichloroethene	ug/L	ND	200	200	200	201	100	101	60-140	1	30	
trans-1,3-Dichloropropene	ug/L	ND	200	200	182	183	91	92	60-140	1	30	
Trichloroethene	ug/L	ND	200	200	216	215	108	107	60-140	1	30	
Trichlorofluoromethane	ug/L	ND	200	200	178	181	89	91	60-140	2	30	
Vinyl chloride	ug/L	ND	200	200	190	193	95	96	60-140	1	30	
1,2-Dichloroethane-d4 (S)	%						93	100	70-130			
4-Bromofluorobenzene (S)	%						94	94	70-130			
Toluene-d8 (S)	%						93	95	70-130			

Results presented on this page are in the units indicated by the "Units" column except where an alternate unit is presented to the right of the result.

This report shall not be reproduced, except in full,
without the written consent of Pace Analytical Services, LLC.

Pace Analytical Services, LLC
9800 Kincey Ave. Suite 100
Huntersville, NC 28078
(704)875-9092

QUALITY CONTROL DATA

Project: CPC Huntersville-60674226
Pace Project No.: 92590515

QC Batch: 681476
QC Batch Method: SM 6200B
Analysis Method: SM 6200B
Analysis Description: 6200B MSV
Laboratory: Pace Analytical Services - Charlotte
Associated Lab Samples: 92590515005, 92590515006, 92590515007, 92590515008, 92590515009, 92590515010, 92590515011, 92590515012, 92590515013

METHOD BLANK: 3565098
Matrix: Water
Associated Lab Samples: 92590515005, 92590515006, 92590515007, 92590515008, 92590515009, 92590515010, 92590515011, 92590515012, 92590515013

Parameter	Units	Blank Result	Reporting Limit	MDL	Analyzed	Qualifiers
1,1,1,2-Tetrachloroethane	ug/L	ND	0.50	0.31	03/01/22 14:18	
1,1,1-Trichloroethane	ug/L	ND	0.50	0.33	03/01/22 14:18	
1,1,2,2-Tetrachloroethane	ug/L	ND	0.50	0.22	03/01/22 14:18	
1,1,2-Trichloroethane	ug/L	ND	0.50	0.32	03/01/22 14:18	
1,1-Dichloroethane	ug/L	ND	0.50	0.37	03/01/22 14:18	
1,1-Dichloroethene	ug/L	ND	0.50	0.35	03/01/22 14:18	
1,1-Dichloropropene	ug/L	ND	0.50	0.43	03/01/22 14:18	
1,2,3-Trichlorobenzene	ug/L	ND	2.0	0.81	03/01/22 14:18	
1,2,3-Trichloropropane	ug/L	ND	0.50	0.26	03/01/22 14:18	
1,2,4-Trichlorobenzene	ug/L	ND	2.0	0.64	03/01/22 14:18	
1,2,4-Trimethylbenzene	ug/L	ND	0.50	0.50	03/01/22 14:18	
1,2-Dibromo-3-chloropropane	ug/L	ND	1.0	0.34	03/01/22 14:18	
1,2-Dibromoethane (EDB)	ug/L	ND	0.50	0.27	03/01/22 14:18	
1,2-Dichlorobenzene	ug/L	ND	0.50	0.34	03/01/22 14:18	
1,2-Dichloroethane	ug/L	ND	0.50	0.32	03/01/22 14:18	
1,2-Dichloropropane	ug/L	ND	0.50	0.36	03/01/22 14:18	
1,3,5-Trimethylbenzene	ug/L	ND	0.50	0.33	03/01/22 14:18	
1,3-Dichlorobenzene	ug/L	ND	0.50	0.34	03/01/22 14:18	
1,3-Dichloropropane	ug/L	ND	0.50	0.28	03/01/22 14:18	
1,4-Dichlorobenzene	ug/L	ND	0.50	0.33	03/01/22 14:18	
2,2-Dichloropropane	ug/L	ND	0.50	0.39	03/01/22 14:18	
2-Chlorotoluene	ug/L	ND	0.50	0.32	03/01/22 14:18	
4-Chlorotoluene	ug/L	ND	0.50	0.32	03/01/22 14:18	
Benzene	ug/L	ND	0.50	0.34	03/01/22 14:18	
Bromobenzene	ug/L	ND	0.50	0.29	03/01/22 14:18	
Bromochloromethane	ug/L	ND	0.50	0.47	03/01/22 14:18	
Bromodichloromethane	ug/L	ND	0.50	0.31	03/01/22 14:18	
Bromoform	ug/L	ND	0.50	0.34	03/01/22 14:18	
Bromomethane	ug/L	ND	5.0	1.7	03/01/22 14:18	IH
Carbon tetrachloride	ug/L	ND	0.50	0.33	03/01/22 14:18	
Chlorobenzene	ug/L	ND	0.50	0.28	03/01/22 14:18	
Chloroethane	ug/L	ND	1.0	0.65	03/01/22 14:18	
Chloroform	ug/L	ND	0.50	0.35	03/01/22 14:18	
Chloromethane	ug/L	ND	1.0	0.54	03/01/22 14:18	
cis-1,2-Dichloroethene	ug/L	ND	0.50	0.38	03/01/22 14:18	
cis-1,3-Dichloropropene	ug/L	ND	0.50	0.36	03/01/22 14:18	
Dibromochloromethane	ug/L	ND	0.50	0.36	03/01/22 14:18	
Dibromomethane	ug/L	ND	0.50	0.39	03/01/22 14:18	
Dichlorodifluoromethane	ug/L	ND	0.50	0.35	03/01/22 14:18	

Results presented on this page are in the units indicated by the "Units" column except where an alternate unit is presented to the right of the result.

This report shall not be reproduced, except in full,
without the written consent of Pace Analytical Services, LLC.

Pace Analytical Services, LLC
9800 Kincey Ave. Suite 100
Huntersville, NC 28078
(704)875-9092

QUALITY CONTROL DATA

Project: CPC Huntersville-60674226
Pace Project No.: 92590515

METHOD BLANK: 3565098 Matrix: Water

Associated Lab Samples: 92590515005, 92590515006, 92590515007, 92590515008, 92590515009, 92590515010, 92590515011, 92590515012, 92590515013

Parameter	Units	Blank Result	Reporting Limit	MDL	Analyzed	Qualifiers
Diisopropyl ether	ug/L	ND	0.50	0.31	03/01/22 14:18	
Ethylbenzene	ug/L	ND	0.50	0.30	03/01/22 14:18	
Hexachloro-1,3-butadiene	ug/L	ND	2.0	1.5	03/01/22 14:18	
Isopropylbenzene (Cumene)	ug/L	ND	0.50	0.33	03/01/22 14:18	
m&p-Xylene	ug/L	ND	1.0	0.71	03/01/22 14:18	
Methyl-tert-butyl ether	ug/L	ND	0.50	0.42	03/01/22 14:18	
Methylene Chloride	ug/L	ND	2.0	2.0	03/01/22 14:18	
n-Butylbenzene	ug/L	ND	0.50	0.49	03/01/22 14:18	
n-Propylbenzene	ug/L	ND	0.50	0.34	03/01/22 14:18	
Naphthalene	ug/L	ND	2.0	0.64	03/01/22 14:18	
o-Xylene	ug/L	ND	0.50	0.34	03/01/22 14:18	
sec-Butylbenzene	ug/L	ND	0.50	0.40	03/01/22 14:18	
Styrene	ug/L	ND	0.50	0.29	03/01/22 14:18	
tert-Butylbenzene	ug/L	ND	0.50	0.32	03/01/22 14:18	
Tetrachloroethene	ug/L	ND	0.50	0.29	03/01/22 14:18	
Toluene	ug/L	ND	0.50	0.48	03/01/22 14:18	
trans-1,2-Dichloroethene	ug/L	ND	0.50	0.40	03/01/22 14:18	
trans-1,3-Dichloropropene	ug/L	ND	0.50	0.36	03/01/22 14:18	
Trichloroethene	ug/L	ND	0.50	0.38	03/01/22 14:18	
Trichlorofluoromethane	ug/L	ND	1.0	0.30	03/01/22 14:18	
Vinyl chloride	ug/L	ND	1.0	0.39	03/01/22 14:18	
1,2-Dichloroethane-d4 (S)	%	97	70-130		03/01/22 14:18	
4-Bromofluorobenzene (S)	%	97	70-130		03/01/22 14:18	
Toluene-d8 (S)	%	101	70-130		03/01/22 14:18	

LABORATORY CONTROL SAMPLE: 3565099

Parameter	Units	Spike Conc.	LCS Result	LCS % Rec	% Rec Limits	Qualifiers
1,1,1,2-Tetrachloroethane	ug/L	50	53.1	106	60-140	
1,1,1-Trichloroethane	ug/L	50	46.6	93	60-140	
1,1,2,2-Tetrachloroethane	ug/L	50	52.9	106	60-140	
1,1,2-Trichloroethane	ug/L	50	52.2	104	60-140	
1,1-Dichloroethane	ug/L	50	46.3	93	60-140	
1,1-Dichloroethene	ug/L	50	42.5	85	60-140	
1,1-Dichloropropene	ug/L	50	45.3	91	60-140	
1,2,3-Trichlorobenzene	ug/L	50	53.3	107	60-140	
1,2,3-Trichloropropane	ug/L	50	52.4	105	60-140	
1,2,4-Trichlorobenzene	ug/L	50	53.2	106	60-140	
1,2,4-Trimethylbenzene	ug/L	50	48.7	97	60-140	
1,2-Dibromo-3-chloropropane	ug/L	50	61.6	123	60-140	
1,2-Dibromoethane (EDB)	ug/L	50	52.7	105	60-140	
1,2-Dichlorobenzene	ug/L	50	49.1	98	60-140	
1,2-Dichloroethane	ug/L	50	47.8	96	60-140	

Results presented on this page are in the units indicated by the "Units" column except where an alternate unit is presented to the right of the result.

This report shall not be reproduced, except in full,
without the written consent of Pace Analytical Services, LLC.

Pace Analytical Services, LLC
9800 Kincey Ave. Suite 100
Huntersville, NC 28078
(704)875-9092

QUALITY CONTROL DATA

Project: CPC Huntersville-60674226
Pace Project No.: 92590515

LABORATORY CONTROL SAMPLE: 3565099

Parameter	Units	Spike Conc.	LCS Result	LCS % Rec	% Rec Limits	Qualifiers
1,2-Dichloropropane	ug/L	50	49.5	99	60-140	
1,3,5-Trimethylbenzene	ug/L	50	49.0	98	60-140	
1,3-Dichlorobenzene	ug/L	50	50.6	101	60-140	
1,3-Dichloropropane	ug/L	50	50.2	100	60-140	
1,4-Dichlorobenzene	ug/L	50	49.0	98	60-140	
2,2-Dichloropropane	ug/L	50	45.3	91	60-140	
2-Chlorotoluene	ug/L	50	49.6	99	60-140	
4-Chlorotoluene	ug/L	50	48.2	96	60-140	
Benzene	ug/L	50	45.6	91	60-140	
Bromobenzene	ug/L	50	49.1	98	60-140	
Bromochloromethane	ug/L	50	49.8	100	60-140	
Bromodichloromethane	ug/L	50	52.4	105	60-140	
Bromoform	ug/L	50	57.4	115	60-140	
Bromomethane	ug/L	50	62.3	125	60-140	IH
Carbon tetrachloride	ug/L	50	47.5	95	60-140	
Chlorobenzene	ug/L	50	49.4	99	60-140	
Chloroethane	ug/L	50	37.3	75	60-140	
Chloroform	ug/L	50	45.1	90	60-140	
Chloromethane	ug/L	50	47.7	95	60-140	
cis-1,2-Dichloroethene	ug/L	50	46.5	93	60-140	
cis-1,3-Dichloropropene	ug/L	50	51.9	104	60-140	
Dibromochloromethane	ug/L	50	53.9	108	60-140	
Dibromomethane	ug/L	50	52.1	104	60-140	
Dichlorodifluoromethane	ug/L	50	56.7	113	60-140	
Diisopropyl ether	ug/L	50	44.0	88	60-140	
Ethylbenzene	ug/L	50	48.1	96	60-140	
Hexachloro-1,3-butadiene	ug/L	50	58.9	118	60-140	
Isopropylbenzene (Cumene)	ug/L	50	50.1	100	60-140	
m&p-Xylene	ug/L	100	96.9	97	60-140	
Methyl-tert-butyl ether	ug/L	50	45.7	91	60-140	
Methylene Chloride	ug/L	50	49.1	98	60-140	
n-Butylbenzene	ug/L	50	48.1	96	60-140	
n-Propylbenzene	ug/L	50	48.5	97	60-140	
Naphthalene	ug/L	50	52.4	105	60-140	
o-Xylene	ug/L	50	50.6	101	60-140	
sec-Butylbenzene	ug/L	50	48.8	98	60-140	
Styrene	ug/L	50	52.4	105	60-140	
tert-Butylbenzene	ug/L	50	42.5	85	60-140	
Tetrachloroethene	ug/L	50	48.5	97	60-140	
Toluene	ug/L	50	47.1	94	60-140	
trans-1,2-Dichloroethene	ug/L	50	46.0	92	60-140	
trans-1,3-Dichloropropene	ug/L	50	52.7	105	60-140	
Trichloroethene	ug/L	50	47.4	95	60-140	
Trichlorofluoromethane	ug/L	50	39.1	78	60-140	
Vinyl chloride	ug/L	50	48.2	96	60-140	
1,2-Dichloroethane-d4 (S)	%			94	70-130	
4-Bromofluorobenzene (S)	%			101	70-130	

Results presented on this page are in the units indicated by the "Units" column except where an alternate unit is presented to the right of the result.

This report shall not be reproduced, except in full,
without the written consent of Pace Analytical Services, LLC.

Pace Analytical Services, LLC
9800 Kincey Ave. Suite 100
Huntersville, NC 28078
(704)875-9092

QUALITY CONTROL DATA

Project: CPC Huntersville-60674226
Pace Project No.: 92590515

LABORATORY CONTROL SAMPLE: 3565099

Parameter	Units	Spike Conc.	LCS Result	LCS % Rec	% Rec Limits	Qualifiers
Toluene-d8 (S)	%			101	70-130	

MATRIX SPIKE & MATRIX SPIKE DUPLICATE: 3565100 3565101

Parameter	Units	92590516006 Result	MS Spike Conc.	MSD Spike Conc.	MS Result	MSD Result	MS % Rec	MSD % Rec	% Rec Limits	RPD	Max RPD	Qual
1,1,1,2-Tetrachloroethane	ug/L	ND	20	20	20.7	23.0	103	115	60-140	11	30	
1,1,1-Trichloroethane	ug/L	ND	20	20	19.3	21.5	97	107	60-140	11	30	
1,1,2,2-Tetrachloroethane	ug/L	ND	20	20	19.3	21.9	97	110	60-140	13	30	
1,1,2-Trichloroethane	ug/L	ND	20	20	19.9	21.7	99	109	60-140	9	30	
1,1-Dichloroethane	ug/L	ND	20	20	18.3	20.1	92	101	60-140	9	30	
1,1-Dichloroethene	ug/L	ND	20	20	17.0	19.6	85	98	60-140	14	30	
1,1-Dichloropropene	ug/L	ND	20	20	19.0	21.5	95	108	60-140	13	30	
1,2,3-Trichlorobenzene	ug/L	ND	20	20	20.5	21.9	103	109	60-140	6	30	
1,2,3-Trichloropropane	ug/L	ND	20	20	19.1	20.0	96	100	60-140	5	30	
1,2,4-Trichlorobenzene	ug/L	ND	20	20	20.2	22.3	101	111	60-140	10	30	
1,2,4-Trimethylbenzene	ug/L	ND	20	20	18.7	20.6	94	103	60-140	10	30	
1,2-Dibromo-3-chloropropane	ug/L	ND	20	20	21.0	23.6	105	118	60-140	12	30	
1,2-Dibromoethane (EDB)	ug/L	ND	20	20	19.4	21.8	97	109	60-140	12	30	
1,2-Dichlorobenzene	ug/L	ND	20	20	17.9	19.8	90	99	60-140	10	30	
1,2-Dichloroethane	ug/L	ND	20	20	18.1	20.1	91	100	60-140	10	30	
1,2-Dichloropropane	ug/L	ND	20	20	19.4	21.6	97	108	60-140	11	30	
1,3,5-Trimethylbenzene	ug/L	ND	20	20	18.8	21.1	94	105	60-140	11	30	
1,3-Dichlorobenzene	ug/L	ND	20	20	18.9	21.1	95	106	60-140	11	30	
1,3-Dichloropropane	ug/L	ND	20	20	19.0	21.7	95	109	60-140	13	30	
1,4-Dichlorobenzene	ug/L	ND	20	20	18.1	20.4	91	102	60-140	12	30	
2,2-Dichloropropane	ug/L	ND	20	20	19.2	20.9	96	105	60-140	8	30	
2-Chlorotoluene	ug/L	ND	20	20	18.8	20.8	94	104	60-140	10	30	
4-Chlorotoluene	ug/L	ND	20	20	18.1	20.0	90	100	60-140	10	30	
Benzene	ug/L	ND	20	20	18.4	20.7	92	104	60-140	12	30	
Bromobenzene	ug/L	ND	20	20	18.5	20.8	93	104	60-140	11	30	
Bromochloromethane	ug/L	ND	20	20	18.9	20.5	95	103	60-140	8	30	
Bromodichloromethane	ug/L	ND	20	20	20.1	22.2	101	111	60-140	10	30	
Bromoform	ug/L	ND	20	20	20.8	23.1	104	116	60-140	11	30	
Bromomethane	ug/L	ND	20	20	24.9	25.3	124	127	60-140	2	30	IH
Carbon tetrachloride	ug/L	ND	20	20	19.5	22.4	98	112	60-140	14	30	
Chlorobenzene	ug/L	ND	20	20	19.2	21.8	96	109	60-140	13	30	
Chloroethane	ug/L	ND	20	20	17.4	18.4	87	92	60-140	6	30	
Chloroform	ug/L	ND	20	20	18.0	20.2	90	101	60-140	11	30	
Chloromethane	ug/L	ND	20	20	13.8	14.9	69	75	60-140	8	30	
cis-1,2-Dichloroethene	ug/L	ND	20	20	18.5	20.6	93	103	60-140	11	30	
cis-1,3-Dichloropropene	ug/L	ND	20	20	20.2	22.4	101	112	60-140	10	30	
Dibromochloromethane	ug/L	ND	20	20	19.8	22.9	99	115	60-140	15	30	
Dibromomethane	ug/L	ND	20	20	20.1	22.2	101	111	60-140	10	30	

Results presented on this page are in the units indicated by the "Units" column except where an alternate unit is presented to the right of the result.

This report shall not be reproduced, except in full,
without the written consent of Pace Analytical Services, LLC.

Pace Analytical Services, LLC
9800 Kincey Ave. Suite 100
Huntersville, NC 28078
(704)875-9092

QUALITY CONTROL DATA

Project: CPC Huntersville-60674226
Pace Project No.: 92590515

MATRIX SPIKE & MATRIX SPIKE DUPLICATE: 3565100 3565101

Parameter	Units	92590516006 Result	MS Spike Conc.	MSD Spike Conc.	MS Result	MSD Result	MS % Rec	MSD % Rec	% Rec Limits	RPD	Max RPD	Qual
Dichlorodifluoromethane	ug/L	ND	20	20	8.5	10.8	42	54	60-140	24	30	M1
Diisopropyl ether	ug/L	ND	20	20	17.0	19.0	85	95	60-140	11	30	
Ethylbenzene	ug/L	ND	20	20	18.9	21.5	95	108	60-140	13	30	
Hexachloro-1,3-butadiene	ug/L	ND	20	20	27.5	27.5	138	138	60-140	0	30	
Isopropylbenzene (Cumene)	ug/L	ND	20	20	19.5	22.4	98	112	60-140	14	30	
m&p-Xylene	ug/L	ND	40	40	38.1	43.0	95	108	60-140	12	30	
Methyl-tert-butyl ether	ug/L	ND	20	20	17.3	19.7	86	99	60-140	13	30	
Methylene Chloride	ug/L	ND	20	20	18.5	20.6	92	103	60-140	11	30	
n-Butylbenzene	ug/L	ND	20	20	19.7	21.6	99	108	60-140	9	30	
n-Propylbenzene	ug/L	ND	20	20	19.1	21.6	95	108	60-140	12	30	
Naphthalene	ug/L	ND	20	20	18.6	19.8	93	99	60-140	6	30	
o-Xylene	ug/L	ND	20	20	20.0	22.5	100	112	60-140	12	30	
sec-Butylbenzene	ug/L	ND	20	20	19.7	22.1	99	110	60-140	11	30	
Styrene	ug/L	ND	20	20	19.6	22.0	98	110	60-140	12	30	
tert-Butylbenzene	ug/L	ND	20	20	16.7	18.8	84	94	60-140	12	30	
Tetrachloroethene	ug/L	ND	20	20	19.3	22.2	97	111	60-140	14	30	
Toluene	ug/L	ND	20	20	18.9	21.1	94	106	60-140	11	30	
trans-1,2-Dichloroethene	ug/L	ND	20	20	18.5	20.3	92	102	60-140	10	30	
trans-1,3-Dichloropropene	ug/L	ND	20	20	20.2	22.3	101	112	60-140	10	30	
Trichloroethene	ug/L	ND	20	20	19.5	21.5	98	107	60-140	10	30	
Trichlorofluoromethane	ug/L	ND	20	20	15.2	17.7	76	88	60-140	15	30	
Vinyl chloride	ug/L	ND	20	20	14.4	16.4	72	82	60-140	13	30	
1,2-Dichloroethane-d4 (S)	%						95	95	70-130			
4-Bromofluorobenzene (S)	%						99	100	70-130			
Toluene-d8 (S)	%						102	101	70-130			

Results presented on this page are in the units indicated by the "Units" column except where an alternate unit is presented to the right of the result.

This report shall not be reproduced, except in full,
without the written consent of Pace Analytical Services, LLC.

Pace Analytical Services, LLC
9800 Kincey Ave. Suite 100
Huntersville, NC 28078
(704)875-9092

QUALIFIERS

Project: CPC Huntersville-60674226
Pace Project No.: 92590515

DEFINITIONS

DF - Dilution Factor, if reported, represents the factor applied to the reported data due to dilution of the sample aliquot.

ND - Not Detected at or above adjusted reporting limit.

TNTC - Too Numerous To Count

J - Estimated concentration above the adjusted method detection limit and below the adjusted reporting limit.

MDL - Adjusted Method Detection Limit.

PQL - Practical Quantitation Limit.

RL - Reporting Limit - The lowest concentration value that meets project requirements for quantitative data with known precision and bias for a specific analyte in a specific matrix.

S - Surrogate

1,2-Diphenylhydrazine decomposes to and cannot be separated from Azobenzene using Method 8270. The result for each analyte is a combined concentration.

Consistent with EPA guidelines, unrounded data are displayed and have been used to calculate % recovery and RPD values.

LCS(D) - Laboratory Control Sample (Duplicate)

MS(D) - Matrix Spike (Duplicate)

DUP - Sample Duplicate

RPD - Relative Percent Difference

NC - Not Calculable.

SG - Silica Gel - Clean-Up

U - Indicates the compound was analyzed for, but not detected.

Acid preservation may not be appropriate for 2 Chloroethylvinyl ether.

A separate vial preserved to a pH of 4-5 is recommended in SW846 Chapter 4 for the analysis of Acrolein and Acrylonitrile by EPA Method 8260.

N-Nitrosodiphenylamine decomposes and cannot be separated from Diphenylamine using Method 8270. The result reported for each analyte is a combined concentration.

Reported results are not rounded until the final step prior to reporting. Therefore, calculated parameters that are typically reported as "Total" may vary slightly from the sum of the reported component parameters.

Pace Analytical is TNI accredited. Contact your Pace PM for the current list of accredited analytes.

TNI - The NELAC Institute.

ANALYTE QUALIFIERS

IH	This analyte exceeded secondary source verification criteria high for the initial calibration. The reported results should be considered an estimated value.
M1	Matrix spike recovery exceeded QC limits. Batch accepted based on laboratory control sample (LCS) recovery.
N2	The lab does not hold NELAC/TNI accreditation for this parameter but other accreditations/certifications may apply. A complete list of accreditations/certifications is available upon request.

This report shall not be reproduced, except in full,
without the written consent of Pace Analytical Services, LLC.

Pace Analytical Services, LLC
9800 Kincey Ave. Suite 100
Huntersville, NC 28078
(704)875-9092

QUALITY CONTROL DATA CROSS REFERENCE TABLE

Project: CPC Huntersville-60674226
Pace Project No.: 92590515

Lab ID	Sample ID	QC Batch Method	QC Batch	Analytical Method	Analytical Batch
92590515001	**MW-50**	MADEP VPH	682043		
92590515002	**MW-46**	MADEP VPH	681733		
92590515003	**MW-14**	MADEP VPH	681733		
92590515004	**MW-13**	MADEP VPH	681733		
92590515005	**MW-51**	MADEP VPH	681733		
92590515006	**MW-08**	MADEP VPH	681733		
92590515007	**MW-14D**	MADEP VPH	681733		
92590515008	**DUP-2-20220228**	MADEP VPH	681733		
92590515009	**MW-60**	MADEP VPH	681733		
92590515010	**MW-45**	MADEP VPH	681733		
92590515011	**MW-49**	MADEP VPH	681733		
92590515012	**FB-1-20220228**	MADEP VPH	681733		
92590515001	**MW-50**	EPA 3010A	681604	EPA 6020B	681626
92590515002	**MW-46**	EPA 3010A	681604	EPA 6020B	681626
92590515003	**MW-14**	EPA 3010A	681604	EPA 6020B	681626
92590515004	**MW-13**	EPA 3010A	681604	EPA 6020B	681626
92590515005	**MW-51**	EPA 3010A	681604	EPA 6020B	681626
92590515006	**MW-08**	EPA 3010A	681604	EPA 6020B	681626
92590515007	**MW-14D**	EPA 3010A	681604	EPA 6020B	681626
92590515008	**DUP-2-20220228**	EPA 3010A	681604	EPA 6020B	681626
92590515009	**MW-60**	EPA 3010A	681604	EPA 6020B	681626
92590515010	**MW-45**	EPA 3010A	681604	EPA 6020B	681626
92590515011	**MW-49**	EPA 3010A	681604	EPA 6020B	681626
92590515001	**MW-50**	SM 6200B	681472		
92590515002	**MW-46**	SM 6200B	681472		
92590515003	**MW-14**	SM 6200B	681472		
92590515004	**MW-13**	SM 6200B	681472		
92590515005	**MW-51**	SM 6200B	681476		
92590515006	**MW-08**	SM 6200B	681476		
92590515007	**MW-14D**	SM 6200B	681476		
92590515008	**DUP-2-20220228**	SM 6200B	681476		
92590515009	**MW-60**	SM 6200B	681476		
92590515010	**MW-45**	SM 6200B	681476		
92590515011	**MW-49**	SM 6200B	681476		
92590515012	**FB-1-20220228**	SM 6200B	681476		
92590515013	**TRIP BLANK**	SM 6200B	681476		

This report shall not be reproduced, except in full,
without the written consent of Pace Analytical Services, LLC.

Pace Analytical®	Document Name: Sample Condition Upon Receipt (SCUR)	Document Revised: November 15, 2021 Page 1 of 2
	Document No.: F-CAR-CS-033-Rev.08	Issuing Authority: Pace Carolinas Quality Office

Laboratory receiving samples:
Asheville ☐ Eden ☐ Greenwood ☐ Huntersville ☑ Raleigh ☐ Mechanicsville ☐ Atlanta ☐ Kernersville ☐

Sample Condition Upon Receipt

Client Name: HEUM

Project #: WO#: 92590515

92590515

Courier: ☐ Fed Ex ☐ UPS ☐ USPS ☑ Client ☐ Commercial ☐ Pace ☐ Other:____

Custody Seal Present? ☐ Yes ☑ No **Seals Intact?** ☐ Yes ☑ No

Date/Initials Person Examining Contents: JB 2/28/22

Packing Material: ☐ Bubble Wrap ☑ Bubble Bags ☐ None ☐ Other

Biological Tissue Frozen? ☐ Yes ☐ No ☑ N/A

Thermometer: ☑ IR Gun ID: 92TU64

Type of Ice: ☑ Wet ☐ Blue ☐ None

Cooler Temp: 2.3 **Correction Factor:** Add/Subtract (°C) 0

Temp should be above freezing to 6°C
☐ Samples out of temp criteria. Samples on ice, cooling process has begun

Cooler Temp Corrected (°C): 2.3

USDA Regulated Soil (☐ N/A, water sample)

Did samples originate in a quarantine zone within the United States: CA, NY, or SC (check maps)? ☐ Yes ☐ No

Did samples originate from a foreign source (internationally, including Hawaii and Puerto Rico)? ☐ Yes ☐ No

				Comments/Discrepancy:
Chain of Custody Present?	☑ Yes	☐ No	☐ N/A	1.
Samples Arrived within Hold Time?	☑ Yes	☐ No	☐ N/A	2.
Short Hold Time Analysis (<72 hr.)?	☐ Yes	☑ No	☐ N/A	3.
Rush Turn Around Time Requested?	☑ Yes	☐ No	☐ N/A	4.
Sufficient Volume?	☑ Yes	☐ No	☐ N/A	5.
Correct Containers Used?	☑ Yes	☐ No	☐ N/A	6.
-Pace Containers Used?	☑ Yes	☐ No	☐ N/A	
Containers Intact?	☑ Yes	☐ No	☐ N/A	7.
Dissolved analysis: Samples Field Filtered?	☐ Yes	☐ No	☑ N/A	8.
Sample Labels Match COC?	☑ Yes	☐ No	☐ N/A	9.
-Includes Date/Time/ID/Analysis Matrix: WT				
Headspace in VOA Vials (>5-6mm)?	☐ Yes	☑ No	☐ N/A	10.
Trip Blank Present?	☑ Yes	☐ No	☐ N/A	11.
Trip Blank Custody Seals Present?	☑ Yes	☐ No	☐ N/A	

COMMENTS/SAMPLE DISCREPANCY

Field Data Required? ☐ Yes ☐ No

Lot ID of split containers:

CLIENT NOTIFICATION/RESOLUTION

Person contacted: _____ Date/Time: _____

Project Manager SCURF Review: _____ **Date:** _____

Project Manager SRF Review: _____ **Date:** _____

Pace Analytical	Document Name: Sample Condition Upon Receipt (SCUR)	Document Revised: November 15, 2021 Page 2 of 2
	Document No.: F-CAR-CS-033-Rev.08	Issuing Authority: Pace Carolinas Quality Office

***Check mark top half of box if pH and/or dechlorination is verified and within the acceptance range for preservation samples.**

Exceptions: VOA, Coliform, TOC, Oil and Grease, DRO/8015 (water) DOC, LLHg

****Bottom half of box is to list number of bottles**

Project # **WO# : 92590515**

PM: BV Due Date: 03/03/22

CLIENT: 92-AECOM CHA

Item#	BP4U-125 mL Plastic Unpreserved (N/A) (Cl-)	BP3U-250 mL Plastic Unpreserved (N/A)	BP2U-500 mL Plastic Unpreserved (N/A)	BP1U-1 liter Plastic Unpreserved (N/A)	BP4S-125 mL Plastic H2SO4 (pH < 2) (Cl-)	BP3N-250 mL plastic HNO3 (pH < 2)	BP4Z-125 mL Plastic ZN Acetate & NaOH (>9)	BP4B-125 mL Plastic NaOH (pH > 12) (Cl-)	WGFU-Wide-mouthed Glass jar Unpreserved	AG1U-1 liter Amber Unpreserved (N/A) (Cl-)	AG1H-1 liter Amber HCl (pH < 2)	AG3U-250 mL Amber Unpreserved (N/A) (Cl-)	AG1S-1 liter Amber H2SO4 (pH < 2)	AG3S-250 mL Amber H2SO4 (pH < 2)	AG3A(DG3A)-250 mL Amber NH4Cl (N/A)(Cl-)	DG9H-40 mL VOA HCl (N/A)	VG9T-40 mL VOA Na2S2O3 (N/A)	VG9U-40 mL VOA Unpreserved (N/A)	DG9P-40 mL VOA H3PO4 (N/A)	VOAK (3 vials per kit)-5035 kit (N/A)	V/GK(3 vials per kit)-VPH/Gas kit (N/A)	SP5T-125 mL Sterile Plastic (N/A – lab)	SP2T-250 mL Sterile Plastic (N/A – lab)		BP3A-250 mL Plastic (NH2)2SO4 (9.3-9.7)	AG0U-100 mL Amber Unpreserved vials (N/A)	VSGU-20 mL Scintillation vials (N/A)	DG9U-40 mL Amber Unpreserved vials (N/A)
1						✓ 1										7												
2						✓ 1										7												
3						✓ 1										7												
4						✓ 1										7												
5						✓ 1										7												
6						✓ 1										7												
7						✓ 1										7												
8						✓ 1										7												
9						✓ 1										7												
10						✓ 1										7												
11						✓ 1										7												
12						✓ 1										7												

pH Adjustment Log for Preserved Samples

Sample ID	Type of Preservative	pH upon receipt	Date preservation adjusted	Time preservation adjusted	Amount of Preservative added	Lot #

Note: Whenever there is a discrepancy affecting North Carolina compliance samples, a copy of this form will be sent to the North Carolina DEHNR Certification Office (i.e. Out of hold, incorrect preservative, out of temp, incorrect containers.

2/2

Pace Analytical®	Document Name: Sample Condition Upon Receipt (SCUR)	Document Revised: November 15, 2021 Page 2 of 2
	Document No.: F-CAR-CS-033-Rev.08	Issuing Authority:

***Check mark top half of box if pH and/or dechlorination is verified and within the acceptance range for preservation samples.**

Exceptions: VOA, Coliform, TOC, Oil and Grease, DRO/8015 (water) DOC, LLHg

****Bottom half of box is to list number of bottles**

Project # WO#: 92590515

PM: BV Due Date: 03/03/22

CLIENT: 92-AECOM CHA

Item#	BP4U-125 mL Plastic Unpreserved (N/A) (Cl-)	BP3U-250 mL Plastic Unpreserved (N/A)	BP2U-500 mL Plastic Unpreserved (N/A)	BP1U-1 liter Plastic Unpreserved (N/A)	BP4S-125 mL Plastic H2SO4 (pH < 2) (Cl-)	BP3N-250 mL plastic HNO3 (pH < 2)	BP4Z-125 mL Plastic ZN Acetate & NaOH (>9)	BP4B-125 mL Plastic NaOH (pH > 12) (Cl-)	WGFU-Wide-mouthed Glass jar Unpreserved	AG1U-1 liter Amber Unpreserved (N/A) (Cl-)	AG1H-1 liter Amber HCl (pH < 2)	AG3U-250 mL Amber Unpreserved (N/A) (Cl-)	AG1S-1 liter Amber H2SO4 (pH < 2)	AG3S-250 mL Amber H2SO4 (pH < 2)	AG3A(DG3A)-250 mL Amber NH4Cl (N/A)(Cl-)	DG9H-40 mL VOA HCl (N/A)	VG9T-40 mL VOA Na2S2O3 (N/A)	VG9U-40 mL VOA Unpreserved (N/A)	DG9P-40 mL VOA H3PO4 (N/A)	VOAK (3 vials per kit)-5035 kit (N/A)	V/GK(3 vials per kit)-VPH/Gas kit (N/A)	SP5T-125 mL Sterile Plastic (N/A – lab)	SP2T-250 mL Sterile Plastic (N/A – lab)		BP3A-250 mL Plastic (NH2)2SO4 (9.3-9.7)	AG0U-100 mL Amber Unpreserved vials (N/A)	VSGU-20 mL Scintillation vials (N/A)	DG9U-40 mL Amber Unpreserved vials (N/A)
1						✓										7												
2																												
3																												
4																												
5																												
6																												
7																												
8																												
9																												
10																												
11																												
12																												

pH Adjustment Log for Preserved Samples

Sample ID	Type of Preservative	pH upon receipt	Date preservation adjusted	Time preservation adjusted	Amount of Preservative added	Lot #

Note: Whenever there is a discrepancy affecting North Carolina compliance samples, a copy of this form will be sent to the North Carolina DEHNR Certification Office (I.e. Out of hold, incorrect preservative, out of temp, incorrect containers.

Pink

Pace Analytical
WWW.PACELABS.COM

CHAIN-OF-CUSTODY / Analytical Request Document

The Chain-of-Custody is a LEGAL DOCUMENT. All relevant fields must be completed accurately.

Submitting a sample via this chain of custody constitutes acknowledgment and acceptance of the Pace Terms and Conditions found at https://info.pacelabs.com/hubfs/pas-standard-terms.pdf.

Page : 1 Of 2

Section A — Required Client Information:

Company: AECOM
Address: 6000 Fairview Road
Suite 200, Charlotte, NC 28226
Email: andrew.wreschnig@aecom.com
Phone: (704)522-0330 Fax
Requested Due Date: 3-Day TAT

Section B — Required Project Information:

Report To: Andrew Wreschnig
Copy To:
Purchase Order #:
Project Name: CPC Huntersville ~~60699876~~
Project #: 60674226

Section C — Invoice Information:

Attention:
Company Name:
Address:
Pace Quote:
Pace Project Manager: bonnie.vang@pacelabs.com,
Pace Profile #: 12518-3

Regulatory Agency:
State / Location: NC

Requested Analysis Filtered (Y/N)

ITEM #	SAMPLE ID (One Character per box. (A-Z, 0-9 / , -) Sample Ids must be unique)	MATRIX CODE (see valid codes to left)	SAMPLE TYPE (G=GRAB C=COMP)	COLLECTED START DATE	COLLECTED START TIME	COLLECTED END DATE	COLLECTED END TIME	SAMPLE TEMP AT COLLECTION	# OF CONTAINERS	Unpreserved	H2SO4	HNO3	HCl	NaOH	Na2S2O3	Methanol	Other	Analyses Test	6200	VPH	Lead, Total	Trip BLANK	DI Water	Residual Chlorine (Y/N)	7259 0515
1	MW-50	WT	G	2/28/22	0935				8			1	7						X	X	X				001
2	MW-46				0940																				002
3	MW-14				1120																				003
4	MW-13				1130																				004
5	MW-51				1200																				005
6	MW-08				1315																				006
7	MW-14D				1340																				007
8	DUP-2-20220228				--																				008
9	FB-1-20220228				1430				7				X						X	X					012
10	Trip Blank	Lab	Provided						2													X			013
11	MW-60	WT	G	2/28/22	1500				8			1	7						X	X	X				009
12	MW-45	WT	G	2/28/22	1400				8			1	7						X	X	X				010

ADDITIONAL COMMENTS	RELINQUISHED BY / AFFILIATION	DATE	TIME	ACCEPTED BY / AFFILIATION	DATE	TIME	SAMPLE CONDITIONS			
3-Day TAT	Mike de Kozlowski / AECOM	2/28/22	1600	JKC Pace HUL	2-28-22	1600	2-3	Y	N	N

SAMPLER NAME AND SIGNATURE

PRINT Name of SAMPLER: Mike de Kozlowski

SIGNATURE of SAMPLER: Mike de Kozlowski

DATE Signed: 2/28/22

TEMP in C | Received on Ice (Y/N) | Custody Sealed Cooler (Y/N) | Samples Intact (Y/N)

Pink

Pace Analytical
WWW.PACELABS.COM

CHAIN-OF-CUSTODY / Analytical Request Document

The Chain-of-Custody is a LEGAL DOCUMENT. All relevant fields must be completed accurately.

Submitting a sample via this chain of custody constitutes acknowledgment and acceptance of the Pace Terms and Conditions found at https://info.pacelabs.com/hubfs/pas-standard-terms.pdf.

Page : 2 1 Of 2 1

Section A Required Client Information:		Section B Required Project Information:		Section C Invoice Information:	
Company:	AECOM	Report To:	Andrew Wreschnig	Attention:	
Address:	6000 Fairview Road	Copy To:		Company Name:	
Suite 200, Charlotte, NC 28226				Address:	
Email:	andrew.wreschnig@aecom.com	Purchase Order #:		Pace Quote:	
Phone:	(704)522-0330 Fax:	Project Name:	CPC Huntersville ~~60609876~~	Pace Project Manager:	bonnie.vang@pacelabs.com,
Requested Due Date:	3-Day TAT	Project #:	60674226	Pace Profile #:	12518-3

Regulatory Agency	State / Location
	NC

ITEM #	SAMPLE ID (One Character per box. (A-Z, 0-9 / , -) Sample Ids must be unique)	MATRIX CODE (see valid codes to left)	SAMPLE TYPE (G=GRAB C=COMP)	COLLECTED START DATE	COLLECTED START TIME	COLLECTED END DATE	COLLECTED END TIME	SAMPLE TEMP AT COLLECTION	# OF CONTAINERS	Preservatives: Unpreserved	H2SO4	HNO3	HCl	NaOH	Na2S2O3	Methanol	Other	Analyses Test (Y/N): 6200	VPH	Lead, Total	Trip BLANK	DI Water	Residual Chlorine (Y/N)	4259 0815
1	MW-49	WT	G	2/28/22	1515				8			1	7					X	X	X				011
2																								
3																								
4																								
5																								
6																								
7																								
8																								
9																								
10																								
11																								
12																								

Matrix codes: Drinking Water DW, Water WT, Waste Water WW, Product P, Soil/Solid SL, Oil OL, Wipe WP, Air AR, Other OT, Tissue TS

ADDITIONAL COMMENTS	RELINQUISHED BY / AFFILIATION	DATE	TIME	ACCEPTED BY / AFFILIATION	DATE	TIME	SAMPLE CONDITIONS: TEMP in C	Received on Ice (Y/N)	Custody Sealed Cooler (Y/N)	Samples Intact (Y/N)
3-Day TAT	Mike deKozlowski / AECOM	2/28/22	1600	JKL Laoml	2-28-22	1600	23	Y	N	Y

SAMPLER NAME AND SIGNATURE

PRINT Name of SAMPLER: Mike deKozlowski

SIGNATURE of SAMPLER: Mike deKozlowski

DATE Signed: 2/28/22

Pace Analytical Services, LLC
9800 Kincey Ave. Suite 100
Huntersville, NC 28078
(704)875-9092

March 03, 2022

Andrew Wreschnig
AECOM
6000 Fairview Road
Suite 200
Charlotte, NC 28210

RE: Project: CPC Huntersville-60674226
Pace Project No.: 92590516

Dear Andrew Wreschnig:

Enclosed are the analytical results for sample(s) received by the laboratory on February 28, 2022. The results relate only to the samples included in this report. Results reported herein conform to the applicable TNI/NELAC Standards and the laboratory's Quality Manual, where applicable, unless otherwise noted in the body of the report.

The test results provided in this final report were generated by each of the following laboratories within the Pace Network:

- Pace Analytical Services - Asheville
- Pace Analytical Services - Charlotte

If you have any questions concerning this report, please feel free to contact me.

Sincerely,

Bonnie Vang

Bonnie Vang
bonnie.vang@pacelabs.com
(704)875-9092
Project Manager

Enclosures

cc: Teresa Amentt Jennings, AECOM
Jeff Morrison, Colonial Pipeline Company

This report shall not be reproduced, except in full,
without the written consent of Pace Analytical Services, LLC.

Pace Analytical Services, LLC
9800 Kincey Ave. Suite 100
Huntersville, NC 28078
(704)875-9092

CERTIFICATIONS

Project: CPC Huntersville-60674226
Pace Project No.: 92590516

Pace Analytical Services Charlotte

South Carolina Laboratory ID: 99006
9800 Kincey Ave. Ste 100, Huntersville, NC 28078
North Carolina Drinking Water Certification #: 37706
North Carolina Field Services Certification #: 5342
North Carolina Wastewater Certification #: 12
South Carolina Laboratory ID: 99006
South Carolina Certification #: 99006001
South Carolina Drinking Water Cert. #: 99006003
Florida/NELAP Certification #: E87627
Kentucky UST Certification #: 84
Louisiana DoH Drinking Water #: LA029
Virginia/VELAP Certification #: 460221

Pace Analytical Services Asheville

2225 Riverside Drive, Asheville, NC 28804
Florida/NELAP Certification #: E87648
North Carolina Drinking Water Certification #: 37712
North Carolina Wastewater Certification #: 40
South Carolina Laboratory ID: 99030
South Carolina Certification #: 99030001
Virginia/VELAP Certification #: 460222

This report shall not be reproduced, except in full,
without the written consent of Pace Analytical Services, LLC.

Pace Analytical Services, LLC
9800 Kincey Ave. Suite 100
Huntersville, NC 28078
(704)875-9092

SAMPLE SUMMARY

Project: CPC Huntersville-60674226
Pace Project No.: 92590516

Lab ID	Sample ID	Matrix	Date Collected	Date Received
92590516001	**MW-64**	Water	02/28/22 09:15	02/28/22 16:00
92590516002	**MW-74**	Water	02/28/22 09:30	02/28/22 16:00
92590516003	**MW-65**	Water	02/28/22 11:00	02/28/22 16:00
92590516004	**MW-70**	Water	02/28/22 10:45	02/28/22 16:00
92590516005	**MW-65D**	Water	02/28/22 12:30	02/28/22 16:00
92590516006	**MW-75**	Water	02/28/22 14:00	02/28/22 16:00
92590516007	**EB-1-20220228**	Water	02/28/22 13:30	02/28/22 16:00
92590516008	**DUP-1-20220228**	Water	02/28/22 00:00	02/28/22 16:00
92590516009	**TRIP BLANK**	Water	02/28/22 00:00	02/28/22 16:00

This report shall not be reproduced, except in full,
without the written consent of Pace Analytical Services, LLC.

Pace Analytical Services, LLC
9800 Kincey Ave. Suite 100
Huntersville, NC 28078
(704)875-9092

SAMPLE ANALYTE COUNT

Project: CPC Huntersville-60674226
Pace Project No.: 92590516

Lab ID	Sample ID	Method	Analysts	Analytes Reported	Laboratory
92590516001	**MW-64**	MADEP VPH	MAD	6	PASI-C
		EPA 6020B	CRW	1	PASI-A
		SM 6200B	SAS	63	PASI-C
92590516002	**MW-74**	MADEP VPH	MAD	6	PASI-C
		EPA 6020B	CRW	1	PASI-A
		SM 6200B	SAS	63	PASI-C
92590516003	**MW-65**	MADEP VPH	MAD	6	PASI-C
		EPA 6020B	CRW	1	PASI-A
		SM 6200B	SAS	63	PASI-C
92590516004	**MW-70**	MADEP VPH	MAD	6	PASI-C
		EPA 6020B	CRW	1	PASI-A
		SM 6200B	SAS	63	PASI-C
92590516005	**MW-65D**	MADEP VPH	MAD	6	PASI-C
		EPA 6020B	CRW	1	PASI-A
		SM 6200B	SAS	63	PASI-C
92590516006	**MW-75**	MADEP VPH	MAD	6	PASI-C
		EPA 6020B	CRW	1	PASI-A
		SM 6200B	SAS	63	PASI-C
92590516007	**EB-1-20220228**	MADEP VPH	MAD	6	PASI-C
		EPA 6020B	CRW	1	PASI-A
		SM 6200B	SAS	63	PASI-C
92590516008	**DUP-1-20220228**	MADEP VPH	MAD	6	PASI-C
		EPA 6020B	CRW	1	PASI-A
		SM 6200B	SAS	63	PASI-C
92590516009	**TRIP BLANK**	SM 6200B	SAS	63	PASI-C

PASI-A = Pace Analytical Services - Asheville
PASI-C = Pace Analytical Services - Charlotte

This report shall not be reproduced, except in full,
without the written consent of Pace Analytical Services, LLC.

Pace Analytical Services, LLC
9800 Kincey Ave. Suite 100
Huntersville, NC 28078
(704)875-9092

ANALYTICAL RESULTS

Project: CPC Huntersville-60674226
Pace Project No.: 92590516

Sample: MW-64 **Lab ID: 92590516001** Collected: 02/28/22 09:15 Received: 02/28/22 16:00 Matrix: Water

Parameters	Results	Units	Report Limit	MDL	DF	Prepared	Analyzed	CAS No.	Qual
VPH NC Water	Analytical Method: MADEP VPH								
	Pace Analytical Services - Charlotte								
Total VPH (C5-C12)	ND	ug/L	50.0	50.0	1		03/02/22 05:39		N2
Aliphatic (C05-C08)	ND	ug/L	50.0	50.0	1		03/02/22 05:39		N2
Aliphatic(C09-C12) Adjusted	ND	ug/L	50.0	50.0	1		03/02/22 05:39		N2
Aromatic (C09-C10)	ND	ug/L	50.0	50.0	1		03/02/22 05:39		N2
Surrogates									
4-Bromofluorobenzene (FID) (S)	97	%	70-130		1		03/02/22 05:39	460-00-4	
4-Bromofluorobenzene (PID) (S)	89	%	70-130		1		03/02/22 05:39	460-00-4	
6020 MET ICPMS	Analytical Method: EPA 6020B Preparation Method: EPA 3010A								
	Pace Analytical Services - Asheville								
Lead	**1.5J**	ug/L	5.0	0.077	1	03/01/22 12:51	03/01/22 20:26	7439-92-1	
6200B MSV	Analytical Method: SM 6200B								
	Pace Analytical Services - Charlotte								
Benzene	ND	ug/L	0.50	0.34	1		03/01/22 17:18	71-43-2	
Bromobenzene	ND	ug/L	0.50	0.29	1		03/01/22 17:18	108-86-1	
Bromochloromethane	ND	ug/L	0.50	0.47	1		03/01/22 17:18	74-97-5	
Bromodichloromethane	ND	ug/L	0.50	0.31	1		03/01/22 17:18	75-27-4	
Bromoform	ND	ug/L	0.50	0.34	1		03/01/22 17:18	75-25-2	
Bromomethane	ND	ug/L	5.0	1.7	1		03/01/22 17:18	74-83-9	IH
n-Butylbenzene	ND	ug/L	0.50	0.49	1		03/01/22 17:18	104-51-8	
sec-Butylbenzene	ND	ug/L	0.50	0.40	1		03/01/22 17:18	135-98-8	
tert-Butylbenzene	ND	ug/L	0.50	0.32	1		03/01/22 17:18	98-06-6	
Carbon tetrachloride	ND	ug/L	0.50	0.33	1		03/01/22 17:18	56-23-5	
Chlorobenzene	ND	ug/L	0.50	0.28	1		03/01/22 17:18	108-90-7	
Chloroethane	ND	ug/L	1.0	0.65	1		03/01/22 17:18	75-00-3	
Chloroform	**1.1**	ug/L	0.50	0.35	1		03/01/22 17:18	67-66-3	
Chloromethane	ND	ug/L	1.0	0.54	1		03/01/22 17:18	74-87-3	
2-Chlorotoluene	ND	ug/L	0.50	0.32	1		03/01/22 17:18	95-49-8	
4-Chlorotoluene	ND	ug/L	0.50	0.32	1		03/01/22 17:18	106-43-4	
1,2-Dibromo-3-chloropropane	ND	ug/L	1.0	0.34	1		03/01/22 17:18	96-12-8	
Dibromochloromethane	ND	ug/L	0.50	0.36	1		03/01/22 17:18	124-48-1	
1,2-Dibromoethane (EDB)	ND	ug/L	0.50	0.27	1		03/01/22 17:18	106-93-4	
Dibromomethane	ND	ug/L	0.50	0.39	1		03/01/22 17:18	74-95-3	
1,2-Dichlorobenzene	ND	ug/L	0.50	0.34	1		03/01/22 17:18	95-50-1	
1,3-Dichlorobenzene	ND	ug/L	0.50	0.34	1		03/01/22 17:18	541-73-1	
1,4-Dichlorobenzene	ND	ug/L	0.50	0.33	1		03/01/22 17:18	106-46-7	
Dichlorodifluoromethane	ND	ug/L	0.50	0.35	1		03/01/22 17:18	75-71-8	
1,1-Dichloroethane	ND	ug/L	0.50	0.37	1		03/01/22 17:18	75-34-3	
1,2-Dichloroethane	ND	ug/L	0.50	0.32	1		03/01/22 17:18	107-06-2	
1,1-Dichloroethene	ND	ug/L	0.50	0.35	1		03/01/22 17:18	75-35-4	
cis-1,2-Dichloroethene	ND	ug/L	0.50	0.38	1		03/01/22 17:18	156-59-2	
trans-1,2-Dichloroethene	ND	ug/L	0.50	0.40	1		03/01/22 17:18	156-60-5	
1,2-Dichloropropane	ND	ug/L	0.50	0.36	1		03/01/22 17:18	78-87-5	
1,3-Dichloropropane	ND	ug/L	0.50	0.28	1		03/01/22 17:18	142-28-9	

This report shall not be reproduced, except in full,
without the written consent of Pace Analytical Services, LLC.

Pace Analytical Services, LLC
9800 Kincey Ave. Suite 100
Huntersville, NC 28078
(704)875-9092

ANALYTICAL RESULTS

Project: CPC Huntersville-60674226
Pace Project No.: 92590516

Sample: MW-64 **Lab ID: 92590516001** Collected: 02/28/22 09:15 Received: 02/28/22 16:00 Matrix: Water

Parameters	Results	Units	Report Limit	MDL	DF	Prepared	Analyzed	CAS No.	Qual
6200B MSV	Analytical Method: SM 6200B								
	Pace Analytical Services - Charlotte								
2,2-Dichloropropane	ND	ug/L	0.50	0.39	1		03/01/22 17:18	594-20-7	
1,1-Dichloropropene	ND	ug/L	0.50	0.43	1		03/01/22 17:18	563-58-6	
cis-1,3-Dichloropropene	ND	ug/L	0.50	0.36	1		03/01/22 17:18	10061-01-5	
trans-1,3-Dichloropropene	ND	ug/L	0.50	0.36	1		03/01/22 17:18	10061-02-6	
Diisopropyl ether	ND	ug/L	0.50	0.31	1		03/01/22 17:18	108-20-3	
Ethylbenzene	ND	ug/L	0.50	0.30	1		03/01/22 17:18	100-41-4	
Hexachloro-1,3-butadiene	ND	ug/L	2.0	1.5	1		03/01/22 17:18	87-68-3	
Isopropylbenzene (Cumene)	ND	ug/L	0.50	0.33	1		03/01/22 17:18	98-82-8	
Methylene Chloride	ND	ug/L	2.0	2.0	1		03/01/22 17:18	75-09-2	
Methyl-tert-butyl ether	ND	ug/L	0.50	0.42	1		03/01/22 17:18	1634-04-4	
Naphthalene	ND	ug/L	2.0	0.64	1		03/01/22 17:18	91-20-3	
n-Propylbenzene	ND	ug/L	0.50	0.34	1		03/01/22 17:18	103-65-1	
Styrene	ND	ug/L	0.50	0.29	1		03/01/22 17:18	100-42-5	
1,1,1,2-Tetrachloroethane	ND	ug/L	0.50	0.31	1		03/01/22 17:18	630-20-6	
1,1,2,2-Tetrachloroethane	ND	ug/L	0.50	0.22	1		03/01/22 17:18	79-34-5	
Tetrachloroethene	ND	ug/L	0.50	0.29	1		03/01/22 17:18	127-18-4	
Toluene	ND	ug/L	0.50	0.48	1		03/01/22 17:18	108-88-3	
1,2,3-Trichlorobenzene	ND	ug/L	2.0	0.81	1		03/01/22 17:18	87-61-6	
1,2,4-Trichlorobenzene	ND	ug/L	2.0	0.64	1		03/01/22 17:18	120-82-1	
1,1,1-Trichloroethane	ND	ug/L	0.50	0.33	1		03/01/22 17:18	71-55-6	
1,1,2-Trichloroethane	ND	ug/L	0.50	0.32	1		03/01/22 17:18	79-00-5	
Trichloroethene	ND	ug/L	0.50	0.38	1		03/01/22 17:18	79-01-6	
Trichlorofluoromethane	ND	ug/L	1.0	0.30	1		03/01/22 17:18	75-69-4	
1,2,3-Trichloropropane	ND	ug/L	0.50	0.26	1		03/01/22 17:18	96-18-4	
1,2,4-Trimethylbenzene	ND	ug/L	0.50	0.50	1		03/01/22 17:18	95-63-6	
1,3,5-Trimethylbenzene	ND	ug/L	0.50	0.33	1		03/01/22 17:18	108-67-8	
Vinyl chloride	ND	ug/L	1.0	0.39	1		03/01/22 17:18	75-01-4	
m&p-Xylene	ND	ug/L	1.0	0.71	1		03/01/22 17:18	179601-23-1	
o-Xylene	ND	ug/L	0.50	0.34	1		03/01/22 17:18	95-47-6	
Surrogates									
1,2-Dichloroethane-d4 (S)	99	%	70-130		1		03/01/22 17:18	17060-07-0	
4-Bromofluorobenzene (S)	97	%	70-130		1		03/01/22 17:18	460-00-4	
Toluene-d8 (S)	98	%	70-130		1		03/01/22 17:18	2037-26-5	

This report shall not be reproduced, except in full,
without the written consent of Pace Analytical Services, LLC.

Pace Analytical Services, LLC
9800 Kincey Ave. Suite 100
Huntersville, NC 28078
(704)875-9092

ANALYTICAL RESULTS

Project: CPC Huntersville-60674226
Pace Project No.: 92590516

Sample: MW-74 **Lab ID: 92590516002** Collected: 02/28/22 09:30 Received: 02/28/22 16:00 Matrix: Water

Parameters	Results	Units	Report Limit	MDL	DF	Prepared	Analyzed	CAS No.	Qual
VPH NC Water	Analytical Method: MADEP VPH								
	Pace Analytical Services - Charlotte								
Total VPH (C5-C12)	ND	ug/L	50.0	50.0	1		03/02/22 06:08		N2
Aliphatic (C05-C08)	ND	ug/L	50.0	50.0	1		03/02/22 06:08		N2
Aliphatic(C09-C12) Adjusted	ND	ug/L	50.0	50.0	1		03/02/22 06:08		N2
Aromatic (C09-C10)	ND	ug/L	50.0	50.0	1		03/02/22 06:08		N2
Surrogates									
4-Bromofluorobenzene (FID) (S)	100	%	70-130		1		03/02/22 06:08	460-00-4	
4-Bromofluorobenzene (PID) (S)	92	%	70-130		1		03/02/22 06:08	460-00-4	
6020 MET ICPMS	Analytical Method: EPA 6020B Preparation Method: EPA 3010A								
	Pace Analytical Services - Asheville								
Lead	**6.2**	ug/L	5.0	0.077	1	03/01/22 12:51	03/01/22 20:30	7439-92-1	
6200B MSV	Analytical Method: SM 6200B								
	Pace Analytical Services - Charlotte								
Benzene	ND	ug/L	0.50	0.34	1		03/01/22 18:12	71-43-2	
Bromobenzene	ND	ug/L	0.50	0.29	1		03/01/22 18:12	108-86-1	
Bromochloromethane	ND	ug/L	0.50	0.47	1		03/01/22 18:12	74-97-5	
Bromodichloromethane	ND	ug/L	0.50	0.31	1		03/01/22 18:12	75-27-4	
Bromoform	ND	ug/L	0.50	0.34	1		03/01/22 18:12	75-25-2	
Bromomethane	ND	ug/L	5.0	1.7	1		03/01/22 18:12	74-83-9	IH
n-Butylbenzene	ND	ug/L	0.50	0.49	1		03/01/22 18:12	104-51-8	
sec-Butylbenzene	ND	ug/L	0.50	0.40	1		03/01/22 18:12	135-98-8	
tert-Butylbenzene	ND	ug/L	0.50	0.32	1		03/01/22 18:12	98-06-6	
Carbon tetrachloride	ND	ug/L	0.50	0.33	1		03/01/22 18:12	56-23-5	
Chlorobenzene	ND	ug/L	0.50	0.28	1		03/01/22 18:12	108-90-7	
Chloroethane	ND	ug/L	1.0	0.65	1		03/01/22 18:12	75-00-3	
Chloroform	ND	ug/L	0.50	0.35	1		03/01/22 18:12	67-66-3	
Chloromethane	ND	ug/L	1.0	0.54	1		03/01/22 18:12	74-87-3	
2-Chlorotoluene	ND	ug/L	0.50	0.32	1		03/01/22 18:12	95-49-8	
4-Chlorotoluene	ND	ug/L	0.50	0.32	1		03/01/22 18:12	106-43-4	
1,2-Dibromo-3-chloropropane	ND	ug/L	1.0	0.34	1		03/01/22 18:12	96-12-8	
Dibromochloromethane	ND	ug/L	0.50	0.36	1		03/01/22 18:12	124-48-1	
1,2-Dibromoethane (EDB)	ND	ug/L	0.50	0.27	1		03/01/22 18:12	106-93-4	
Dibromomethane	ND	ug/L	0.50	0.39	1		03/01/22 18:12	74-95-3	
1,2-Dichlorobenzene	ND	ug/L	0.50	0.34	1		03/01/22 18:12	95-50-1	
1,3-Dichlorobenzene	ND	ug/L	0.50	0.34	1		03/01/22 18:12	541-73-1	
1,4-Dichlorobenzene	ND	ug/L	0.50	0.33	1		03/01/22 18:12	106-46-7	
Dichlorodifluoromethane	ND	ug/L	0.50	0.35	1		03/01/22 18:12	75-71-8	
1,1-Dichloroethane	ND	ug/L	0.50	0.37	1		03/01/22 18:12	75-34-3	
1,2-Dichloroethane	ND	ug/L	0.50	0.32	1		03/01/22 18:12	107-06-2	
1,1-Dichloroethene	ND	ug/L	0.50	0.35	1		03/01/22 18:12	75-35-4	
cis-1,2-Dichloroethene	ND	ug/L	0.50	0.38	1		03/01/22 18:12	156-59-2	
trans-1,2-Dichloroethene	ND	ug/L	0.50	0.40	1		03/01/22 18:12	156-60-5	
1,2-Dichloropropane	ND	ug/L	0.50	0.36	1		03/01/22 18:12	78-87-5	
1,3-Dichloropropane	ND	ug/L	0.50	0.28	1		03/01/22 18:12	142-28-9	

This report shall not be reproduced, except in full,
without the written consent of Pace Analytical Services, LLC.

Pace Analytical Services, LLC
9800 Kincey Ave. Suite 100
Huntersville, NC 28078
(704)875-9092

ANALYTICAL RESULTS

Project: CPC Huntersville-60674226
Pace Project No.: 92590516

Sample: MW-74 **Lab ID: 92590516002** Collected: 02/28/22 09:30 Received: 02/28/22 16:00 Matrix: Water

Parameters	Results	Units	Report Limit	MDL	DF	Prepared	Analyzed	CAS No.	Qual
6200B MSV	Analytical Method: SM 6200B								
	Pace Analytical Services - Charlotte								
2,2-Dichloropropane	ND	ug/L	0.50	0.39	1		03/01/22 18:12	594-20-7	
1,1-Dichloropropene	ND	ug/L	0.50	0.43	1		03/01/22 18:12	563-58-6	
cis-1,3-Dichloropropene	ND	ug/L	0.50	0.36	1		03/01/22 18:12	10061-01-5	
trans-1,3-Dichloropropene	ND	ug/L	0.50	0.36	1		03/01/22 18:12	10061-02-6	
Diisopropyl ether	ND	ug/L	0.50	0.31	1		03/01/22 18:12	108-20-3	
Ethylbenzene	ND	ug/L	0.50	0.30	1		03/01/22 18:12	100-41-4	
Hexachloro-1,3-butadiene	ND	ug/L	2.0	1.5	1		03/01/22 18:12	87-68-3	
Isopropylbenzene (Cumene)	ND	ug/L	0.50	0.33	1		03/01/22 18:12	98-82-8	
Methylene Chloride	ND	ug/L	2.0	2.0	1		03/01/22 18:12	75-09-2	
Methyl-tert-butyl ether	ND	ug/L	0.50	0.42	1		03/01/22 18:12	1634-04-4	
Naphthalene	ND	ug/L	2.0	0.64	1		03/01/22 18:12	91-20-3	
n-Propylbenzene	ND	ug/L	0.50	0.34	1		03/01/22 18:12	103-65-1	
Styrene	ND	ug/L	0.50	0.29	1		03/01/22 18:12	100-42-5	
1,1,1,2-Tetrachloroethane	ND	ug/L	0.50	0.31	1		03/01/22 18:12	630-20-6	
1,1,2,2-Tetrachloroethane	ND	ug/L	0.50	0.22	1		03/01/22 18:12	79-34-5	
Tetrachloroethene	ND	ug/L	0.50	0.29	1		03/01/22 18:12	127-18-4	
Toluene	ND	ug/L	0.50	0.48	1		03/01/22 18:12	108-88-3	
1,2,3-Trichlorobenzene	ND	ug/L	2.0	0.81	1		03/01/22 18:12	87-61-6	
1,2,4-Trichlorobenzene	ND	ug/L	2.0	0.64	1		03/01/22 18:12	120-82-1	
1,1,1-Trichloroethane	ND	ug/L	0.50	0.33	1		03/01/22 18:12	71-55-6	
1,1,2-Trichloroethane	ND	ug/L	0.50	0.32	1		03/01/22 18:12	79-00-5	
Trichloroethene	ND	ug/L	0.50	0.38	1		03/01/22 18:12	79-01-6	
Trichlorofluoromethane	ND	ug/L	1.0	0.30	1		03/01/22 18:12	75-69-4	
1,2,3-Trichloropropane	ND	ug/L	0.50	0.26	1		03/01/22 18:12	96-18-4	
1,2,4-Trimethylbenzene	ND	ug/L	0.50	0.50	1		03/01/22 18:12	95-63-6	
1,3,5-Trimethylbenzene	ND	ug/L	0.50	0.33	1		03/01/22 18:12	108-67-8	
Vinyl chloride	ND	ug/L	1.0	0.39	1		03/01/22 18:12	75-01-4	
m&p-Xylene	ND	ug/L	1.0	0.71	1		03/01/22 18:12	179601-23-1	
o-Xylene	ND	ug/L	0.50	0.34	1		03/01/22 18:12	95-47-6	
Surrogates									
1,2-Dichloroethane-d4 (S)	98	%	70-130		1		03/01/22 18:12	17060-07-0	
4-Bromofluorobenzene (S)	96	%	70-130		1		03/01/22 18:12	460-00-4	
Toluene-d8 (S)	101	%	70-130		1		03/01/22 18:12	2037-26-5	

This report shall not be reproduced, except in full,
without the written consent of Pace Analytical Services, LLC.

Pace Analytical Services, LLC
9800 Kincey Ave. Suite 100
Huntersville, NC 28078
(704)875-9092

ANALYTICAL RESULTS

Project: CPC Huntersville-60674226
Pace Project No.: 92590516

Sample: MW-65 **Lab ID: 92590516003** Collected: 02/28/22 11:00 Received: 02/28/22 16:00 Matrix: Water

Parameters	Results	Units	Report Limit	MDL	DF	Prepared	Analyzed	CAS No.	Qual
VPH NC Water	Analytical Method: MADEP VPH								
	Pace Analytical Services - Charlotte								
Total VPH (C5-C12)	ND	ug/L	50.0	50.0	1		03/02/22 23:40		N2
Aliphatic (C05-C08)	ND	ug/L	50.0	50.0	1		03/02/22 23:40		N2
Aliphatic(C09-C12) Adjusted	ND	ug/L	50.0	50.0	1		03/02/22 23:40		N2
Aromatic (C09-C10)	ND	ug/L	50.0	50.0	1		03/02/22 23:40		N2
Surrogates									
4-Bromofluorobenzene (FID) (S)	95	%	70-130		1		03/02/22 23:40	460-00-4	
4-Bromofluorobenzene (PID) (S)	86	%	70-130		1		03/02/22 23:40	460-00-4	
6020 MET ICPMS	Analytical Method: EPA 6020B Preparation Method: EPA 3010A								
	Pace Analytical Services - Asheville								
Lead	**0.85J**	ug/L	5.0	0.077	1	03/01/22 12:51	03/01/22 20:34	7439-92-1	
6200B MSV	Analytical Method: SM 6200B								
	Pace Analytical Services - Charlotte								
Benzene	ND	ug/L	0.50	0.34	1		03/01/22 18:29	71-43-2	
Bromobenzene	ND	ug/L	0.50	0.29	1		03/01/22 18:29	108-86-1	
Bromochloromethane	ND	ug/L	0.50	0.47	1		03/01/22 18:29	74-97-5	
Bromodichloromethane	ND	ug/L	0.50	0.31	1		03/01/22 18:29	75-27-4	
Bromoform	ND	ug/L	0.50	0.34	1		03/01/22 18:29	75-25-2	
Bromomethane	ND	ug/L	5.0	1.7	1		03/01/22 18:29	74-83-9	IH
n-Butylbenzene	ND	ug/L	0.50	0.49	1		03/01/22 18:29	104-51-8	
sec-Butylbenzene	ND	ug/L	0.50	0.40	1		03/01/22 18:29	135-98-8	
tert-Butylbenzene	ND	ug/L	0.50	0.32	1		03/01/22 18:29	98-06-6	
Carbon tetrachloride	ND	ug/L	0.50	0.33	1		03/01/22 18:29	56-23-5	
Chlorobenzene	ND	ug/L	0.50	0.28	1		03/01/22 18:29	108-90-7	
Chloroethane	ND	ug/L	1.0	0.65	1		03/01/22 18:29	75-00-3	
Chloroform	ND	ug/L	0.50	0.35	1		03/01/22 18:29	67-66-3	
Chloromethane	ND	ug/L	1.0	0.54	1		03/01/22 18:29	74-87-3	
2-Chlorotoluene	ND	ug/L	0.50	0.32	1		03/01/22 18:29	95-49-8	
4-Chlorotoluene	ND	ug/L	0.50	0.32	1		03/01/22 18:29	106-43-4	
1,2-Dibromo-3-chloropropane	ND	ug/L	1.0	0.34	1		03/01/22 18:29	96-12-8	
Dibromochloromethane	ND	ug/L	0.50	0.36	1		03/01/22 18:29	124-48-1	
1,2-Dibromoethane (EDB)	ND	ug/L	0.50	0.27	1		03/01/22 18:29	106-93-4	
Dibromomethane	ND	ug/L	0.50	0.39	1		03/01/22 18:29	74-95-3	
1,2-Dichlorobenzene	ND	ug/L	0.50	0.34	1		03/01/22 18:29	95-50-1	
1,3-Dichlorobenzene	ND	ug/L	0.50	0.34	1		03/01/22 18:29	541-73-1	
1,4-Dichlorobenzene	ND	ug/L	0.50	0.33	1		03/01/22 18:29	106-46-7	
Dichlorodifluoromethane	ND	ug/L	0.50	0.35	1		03/01/22 18:29	75-71-8	
1,1-Dichloroethane	ND	ug/L	0.50	0.37	1		03/01/22 18:29	75-34-3	
1,2-Dichloroethane	ND	ug/L	0.50	0.32	1		03/01/22 18:29	107-06-2	
1,1-Dichloroethene	ND	ug/L	0.50	0.35	1		03/01/22 18:29	75-35-4	
cis-1,2-Dichloroethene	ND	ug/L	0.50	0.38	1		03/01/22 18:29	156-59-2	
trans-1,2-Dichloroethene	ND	ug/L	0.50	0.40	1		03/01/22 18:29	156-60-5	
1,2-Dichloropropane	ND	ug/L	0.50	0.36	1		03/01/22 18:29	78-87-5	
1,3-Dichloropropane	ND	ug/L	0.50	0.28	1		03/01/22 18:29	142-28-9	

This report shall not be reproduced, except in full,
without the written consent of Pace Analytical Services, LLC.

Pace Analytical Services, LLC
9800 Kincey Ave. Suite 100
Huntersville, NC 28078
(704)875-9092

ANALYTICAL RESULTS

Project: CPC Huntersville-60674226
Pace Project No.: 92590516

Sample: MW-65 **Lab ID: 92590516003** Collected: 02/28/22 11:00 Received: 02/28/22 16:00 Matrix: Water

Parameters	Results	Units	Report Limit	MDL	DF	Prepared	Analyzed	CAS No.	Qual
6200B MSV	Analytical Method: SM 6200B								
	Pace Analytical Services - Charlotte								
2,2-Dichloropropane	ND	ug/L	0.50	0.39	1		03/01/22 18:29	594-20-7	
1,1-Dichloropropene	ND	ug/L	0.50	0.43	1		03/01/22 18:29	563-58-6	
cis-1,3-Dichloropropene	ND	ug/L	0.50	0.36	1		03/01/22 18:29	10061-01-5	
trans-1,3-Dichloropropene	ND	ug/L	0.50	0.36	1		03/01/22 18:29	10061-02-6	
Diisopropyl ether	ND	ug/L	0.50	0.31	1		03/01/22 18:29	108-20-3	
Ethylbenzene	ND	ug/L	0.50	0.30	1		03/01/22 18:29	100-41-4	
Hexachloro-1,3-butadiene	ND	ug/L	2.0	1.5	1		03/01/22 18:29	87-68-3	
Isopropylbenzene (Cumene)	ND	ug/L	0.50	0.33	1		03/01/22 18:29	98-82-8	
Methylene Chloride	ND	ug/L	2.0	2.0	1		03/01/22 18:29	75-09-2	
Methyl-tert-butyl ether	ND	ug/L	0.50	0.42	1		03/01/22 18:29	1634-04-4	
Naphthalene	ND	ug/L	2.0	0.64	1		03/01/22 18:29	91-20-3	
n-Propylbenzene	ND	ug/L	0.50	0.34	1		03/01/22 18:29	103-65-1	
Styrene	ND	ug/L	0.50	0.29	1		03/01/22 18:29	100-42-5	
1,1,1,2-Tetrachloroethane	ND	ug/L	0.50	0.31	1		03/01/22 18:29	630-20-6	
1,1,2,2-Tetrachloroethane	ND	ug/L	0.50	0.22	1		03/01/22 18:29	79-34-5	
Tetrachloroethene	ND	ug/L	0.50	0.29	1		03/01/22 18:29	127-18-4	
Toluene	ND	ug/L	0.50	0.48	1		03/01/22 18:29	108-88-3	
1,2,3-Trichlorobenzene	ND	ug/L	2.0	0.81	1		03/01/22 18:29	87-61-6	
1,2,4-Trichlorobenzene	ND	ug/L	2.0	0.64	1		03/01/22 18:29	120-82-1	
1,1,1-Trichloroethane	ND	ug/L	0.50	0.33	1		03/01/22 18:29	71-55-6	
1,1,2-Trichloroethane	ND	ug/L	0.50	0.32	1		03/01/22 18:29	79-00-5	
Trichloroethene	ND	ug/L	0.50	0.38	1		03/01/22 18:29	79-01-6	
Trichlorofluoromethane	ND	ug/L	1.0	0.30	1		03/01/22 18:29	75-69-4	
1,2,3-Trichloropropane	ND	ug/L	0.50	0.26	1		03/01/22 18:29	96-18-4	
1,2,4-Trimethylbenzene	ND	ug/L	0.50	0.50	1		03/01/22 18:29	95-63-6	
1,3,5-Trimethylbenzene	ND	ug/L	0.50	0.33	1		03/01/22 18:29	108-67-8	
Vinyl chloride	ND	ug/L	1.0	0.39	1		03/01/22 18:29	75-01-4	
m&p-Xylene	ND	ug/L	1.0	0.71	1		03/01/22 18:29	179601-23-1	
o-Xylene	ND	ug/L	0.50	0.34	1		03/01/22 18:29	95-47-6	
Surrogates									
1,2-Dichloroethane-d4 (S)	96	%	70-130		1		03/01/22 18:29	17060-07-0	
4-Bromofluorobenzene (S)	97	%	70-130		1		03/01/22 18:29	460-00-4	
Toluene-d8 (S)	99	%	70-130		1		03/01/22 18:29	2037-26-5	

This report shall not be reproduced, except in full,
without the written consent of Pace Analytical Services, LLC.

Pace Analytical Services, LLC
9800 Kincey Ave. Suite 100
Huntersville, NC 28078
(704)875-9092

ANALYTICAL RESULTS

Project: CPC Huntersville-60674226
Pace Project No.: 92590516

Sample: MW-70 **Lab ID: 92590516004** Collected: 02/28/22 10:45 Received: 02/28/22 16:00 Matrix: Water

Parameters	Results	Units	Report Limit	MDL	DF	Prepared	Analyzed	CAS No.	Qual
VPH NC Water	Analytical Method: MADEP VPH								
	Pace Analytical Services - Charlotte								
Total VPH (C5-C12)	ND	ug/L	50.0	50.0	1		03/03/22 00:09		N2
Aliphatic (C05-C08)	ND	ug/L	50.0	50.0	1		03/03/22 00:09		N2
Aliphatic(C09-C12) Adjusted	ND	ug/L	50.0	50.0	1		03/03/22 00:09		N2
Aromatic (C09-C10)	ND	ug/L	50.0	50.0	1		03/03/22 00:09		N2
Surrogates									
4-Bromofluorobenzene (FID) (S)	96	%	70-130		1		03/03/22 00:09	460-00-4	
4-Bromofluorobenzene (PID) (S)	87	%	70-130		1		03/03/22 00:09	460-00-4	
6020 MET ICPMS	Analytical Method: EPA 6020B Preparation Method: EPA 3010A								
	Pace Analytical Services - Asheville								
Lead	**0.49J**	ug/L	5.0	0.077	1	03/01/22 12:51	03/01/22 20:38	7439-92-1	
6200B MSV	Analytical Method: SM 6200B								
	Pace Analytical Services - Charlotte								
Benzene	ND	ug/L	0.50	0.34	1		03/01/22 18:47	71-43-2	
Bromobenzene	ND	ug/L	0.50	0.29	1		03/01/22 18:47	108-86-1	
Bromochloromethane	ND	ug/L	0.50	0.47	1		03/01/22 18:47	74-97-5	
Bromodichloromethane	ND	ug/L	0.50	0.31	1		03/01/22 18:47	75-27-4	
Bromoform	ND	ug/L	0.50	0.34	1		03/01/22 18:47	75-25-2	
Bromomethane	ND	ug/L	5.0	1.7	1		03/01/22 18:47	74-83-9	IH
n-Butylbenzene	ND	ug/L	0.50	0.49	1		03/01/22 18:47	104-51-8	
sec-Butylbenzene	ND	ug/L	0.50	0.40	1		03/01/22 18:47	135-98-8	
tert-Butylbenzene	ND	ug/L	0.50	0.32	1		03/01/22 18:47	98-06-6	
Carbon tetrachloride	ND	ug/L	0.50	0.33	1		03/01/22 18:47	56-23-5	
Chlorobenzene	ND	ug/L	0.50	0.28	1		03/01/22 18:47	108-90-7	
Chloroethane	ND	ug/L	1.0	0.65	1		03/01/22 18:47	75-00-3	
Chloroform	ND	ug/L	0.50	0.35	1		03/01/22 18:47	67-66-3	
Chloromethane	ND	ug/L	1.0	0.54	1		03/01/22 18:47	74-87-3	
2-Chlorotoluene	ND	ug/L	0.50	0.32	1		03/01/22 18:47	95-49-8	
4-Chlorotoluene	ND	ug/L	0.50	0.32	1		03/01/22 18:47	106-43-4	
1,2-Dibromo-3-chloropropane	ND	ug/L	1.0	0.34	1		03/01/22 18:47	96-12-8	
Dibromochloromethane	ND	ug/L	0.50	0.36	1		03/01/22 18:47	124-48-1	
1,2-Dibromoethane (EDB)	ND	ug/L	0.50	0.27	1		03/01/22 18:47	106-93-4	
Dibromomethane	ND	ug/L	0.50	0.39	1		03/01/22 18:47	74-95-3	
1,2-Dichlorobenzene	ND	ug/L	0.50	0.34	1		03/01/22 18:47	95-50-1	
1,3-Dichlorobenzene	ND	ug/L	0.50	0.34	1		03/01/22 18:47	541-73-1	
1,4-Dichlorobenzene	ND	ug/L	0.50	0.33	1		03/01/22 18:47	106-46-7	
Dichlorodifluoromethane	ND	ug/L	0.50	0.35	1		03/01/22 18:47	75-71-8	
1,1-Dichloroethane	ND	ug/L	0.50	0.37	1		03/01/22 18:47	75-34-3	
1,2-Dichloroethane	ND	ug/L	0.50	0.32	1		03/01/22 18:47	107-06-2	
1,1-Dichloroethene	ND	ug/L	0.50	0.35	1		03/01/22 18:47	75-35-4	
cis-1,2-Dichloroethene	ND	ug/L	0.50	0.38	1		03/01/22 18:47	156-59-2	
trans-1,2-Dichloroethene	ND	ug/L	0.50	0.40	1		03/01/22 18:47	156-60-5	
1,2-Dichloropropane	ND	ug/L	0.50	0.36	1		03/01/22 18:47	78-87-5	
1,3-Dichloropropane	ND	ug/L	0.50	0.28	1		03/01/22 18:47	142-28-9	

This report shall not be reproduced, except in full,
without the written consent of Pace Analytical Services, LLC.

Pace Analytical Services, LLC
9800 Kincey Ave. Suite 100
Huntersville, NC 28078
(704)875-9092

ANALYTICAL RESULTS

Project: CPC Huntersville-60674226
Pace Project No.: 92590516

Sample: MW-70 **Lab ID: 92590516004** Collected: 02/28/22 10:45 Received: 02/28/22 16:00 Matrix: Water

Parameters	Results	Units	Report Limit	MDL	DF	Prepared	Analyzed	CAS No.	Qual
6200B MSV	Analytical Method: SM 6200B								
	Pace Analytical Services - Charlotte								
2,2-Dichloropropane	ND	ug/L	0.50	0.39	1		03/01/22 18:47	594-20-7	
1,1-Dichloropropene	ND	ug/L	0.50	0.43	1		03/01/22 18:47	563-58-6	
cis-1,3-Dichloropropene	ND	ug/L	0.50	0.36	1		03/01/22 18:47	10061-01-5	
trans-1,3-Dichloropropene	ND	ug/L	0.50	0.36	1		03/01/22 18:47	10061-02-6	
Diisopropyl ether	ND	ug/L	0.50	0.31	1		03/01/22 18:47	108-20-3	
Ethylbenzene	ND	ug/L	0.50	0.30	1		03/01/22 18:47	100-41-4	
Hexachloro-1,3-butadiene	ND	ug/L	2.0	1.5	1		03/01/22 18:47	87-68-3	
Isopropylbenzene (Cumene)	ND	ug/L	0.50	0.33	1		03/01/22 18:47	98-82-8	
Methylene Chloride	ND	ug/L	2.0	2.0	1		03/01/22 18:47	75-09-2	
Methyl-tert-butyl ether	ND	ug/L	0.50	0.42	1		03/01/22 18:47	1634-04-4	
Naphthalene	ND	ug/L	2.0	0.64	1		03/01/22 18:47	91-20-3	
n-Propylbenzene	ND	ug/L	0.50	0.34	1		03/01/22 18:47	103-65-1	
Styrene	ND	ug/L	0.50	0.29	1		03/01/22 18:47	100-42-5	
1,1,1,2-Tetrachloroethane	ND	ug/L	0.50	0.31	1		03/01/22 18:47	630-20-6	
1,1,2,2-Tetrachloroethane	ND	ug/L	0.50	0.22	1		03/01/22 18:47	79-34-5	
Tetrachloroethene	ND	ug/L	0.50	0.29	1		03/01/22 18:47	127-18-4	
Toluene	ND	ug/L	0.50	0.48	1		03/01/22 18:47	108-88-3	
1,2,3-Trichlorobenzene	ND	ug/L	2.0	0.81	1		03/01/22 18:47	87-61-6	
1,2,4-Trichlorobenzene	ND	ug/L	2.0	0.64	1		03/01/22 18:47	120-82-1	
1,1,1-Trichloroethane	ND	ug/L	0.50	0.33	1		03/01/22 18:47	71-55-6	
1,1,2-Trichloroethane	ND	ug/L	0.50	0.32	1		03/01/22 18:47	79-00-5	
Trichloroethene	ND	ug/L	0.50	0.38	1		03/01/22 18:47	79-01-6	
Trichlorofluoromethane	ND	ug/L	1.0	0.30	1		03/01/22 18:47	75-69-4	
1,2,3-Trichloropropane	ND	ug/L	0.50	0.26	1		03/01/22 18:47	96-18-4	
1,2,4-Trimethylbenzene	ND	ug/L	0.50	0.50	1		03/01/22 18:47	95-63-6	
1,3,5-Trimethylbenzene	ND	ug/L	0.50	0.33	1		03/01/22 18:47	108-67-8	
Vinyl chloride	ND	ug/L	1.0	0.39	1		03/01/22 18:47	75-01-4	
m&p-Xylene	ND	ug/L	1.0	0.71	1		03/01/22 18:47	179601-23-1	
o-Xylene	ND	ug/L	0.50	0.34	1		03/01/22 18:47	95-47-6	
Surrogates									
1,2-Dichloroethane-d4 (S)	95	%	70-130		1		03/01/22 18:47	17060-07-0	
4-Bromofluorobenzene (S)	97	%	70-130		1		03/01/22 18:47	460-00-4	
Toluene-d8 (S)	99	%	70-130		1		03/01/22 18:47	2037-26-5	

This report shall not be reproduced, except in full,
without the written consent of Pace Analytical Services, LLC.

Pace Analytical Services, LLC
9800 Kincey Ave. Suite 100
Huntersville, NC 28078
(704)875-9092

ANALYTICAL RESULTS

Project: CPC Huntersville-60674226
Pace Project No.: 92590516

Sample: MW-65D **Lab ID: 92590516005** Collected: 02/28/22 12:30 Received: 02/28/22 16:00 Matrix: Water

Parameters	Results	Units	Report Limit	MDL	DF	Prepared	Analyzed	CAS No.	Qual
VPH NC Water	Analytical Method: MADEP VPH								
	Pace Analytical Services - Charlotte								
Total VPH (C5-C12)	ND	ug/L	50.0	50.0	1		03/03/22 00:38		N2
Aliphatic (C05-C08)	ND	ug/L	50.0	50.0	1		03/03/22 00:38		N2
Aliphatic(C09-C12) Adjusted	ND	ug/L	50.0	50.0	1		03/03/22 00:38		N2
Aromatic (C09-C10)	ND	ug/L	50.0	50.0	1		03/03/22 00:38		N2
Surrogates									
4-Bromofluorobenzene (FID) (S)	95	%	70-130		1		03/03/22 00:38	460-00-4	
4-Bromofluorobenzene (PID) (S)	86	%	70-130		1		03/03/22 00:38	460-00-4	
6020 MET ICPMS	Analytical Method: EPA 6020B Preparation Method: EPA 3010A								
	Pace Analytical Services - Asheville								
Lead	ND	ug/L	5.0	0.077	1	03/01/22 12:51	03/01/22 21:10	7439-92-1	
6200B MSV	Analytical Method: SM 6200B								
	Pace Analytical Services - Charlotte								
Benzene	ND	ug/L	0.50	0.34	1		03/01/22 19:05	71-43-2	
Bromobenzene	ND	ug/L	0.50	0.29	1		03/01/22 19:05	108-86-1	
Bromochloromethane	ND	ug/L	0.50	0.47	1		03/01/22 19:05	74-97-5	
Bromodichloromethane	ND	ug/L	0.50	0.31	1		03/01/22 19:05	75-27-4	
Bromoform	ND	ug/L	0.50	0.34	1		03/01/22 19:05	75-25-2	
Bromomethane	ND	ug/L	5.0	1.7	1		03/01/22 19:05	74-83-9	IH
n-Butylbenzene	ND	ug/L	0.50	0.49	1		03/01/22 19:05	104-51-8	
sec-Butylbenzene	ND	ug/L	0.50	0.40	1		03/01/22 19:05	135-98-8	
tert-Butylbenzene	ND	ug/L	0.50	0.32	1		03/01/22 19:05	98-06-6	
Carbon tetrachloride	ND	ug/L	0.50	0.33	1		03/01/22 19:05	56-23-5	
Chlorobenzene	ND	ug/L	0.50	0.28	1		03/01/22 19:05	108-90-7	
Chloroethane	ND	ug/L	1.0	0.65	1		03/01/22 19:05	75-00-3	
Chloroform	ND	ug/L	0.50	0.35	1		03/01/22 19:05	67-66-3	
Chloromethane	ND	ug/L	1.0	0.54	1		03/01/22 19:05	74-87-3	
2-Chlorotoluene	ND	ug/L	0.50	0.32	1		03/01/22 19:05	95-49-8	
4-Chlorotoluene	ND	ug/L	0.50	0.32	1		03/01/22 19:05	106-43-4	
1,2-Dibromo-3-chloropropane	ND	ug/L	1.0	0.34	1		03/01/22 19:05	96-12-8	
Dibromochloromethane	ND	ug/L	0.50	0.36	1		03/01/22 19:05	124-48-1	
1,2-Dibromoethane (EDB)	ND	ug/L	0.50	0.27	1		03/01/22 19:05	106-93-4	
Dibromomethane	ND	ug/L	0.50	0.39	1		03/01/22 19:05	74-95-3	
1,2-Dichlorobenzene	ND	ug/L	0.50	0.34	1		03/01/22 19:05	95-50-1	
1,3-Dichlorobenzene	ND	ug/L	0.50	0.34	1		03/01/22 19:05	541-73-1	
1,4-Dichlorobenzene	ND	ug/L	0.50	0.33	1		03/01/22 19:05	106-46-7	
Dichlorodifluoromethane	ND	ug/L	0.50	0.35	1		03/01/22 19:05	75-71-8	
1,1-Dichloroethane	ND	ug/L	0.50	0.37	1		03/01/22 19:05	75-34-3	
1,2-Dichloroethane	ND	ug/L	0.50	0.32	1		03/01/22 19:05	107-06-2	
1,1-Dichloroethene	ND	ug/L	0.50	0.35	1		03/01/22 19:05	75-35-4	
cis-1,2-Dichloroethene	ND	ug/L	0.50	0.38	1		03/01/22 19:05	156-59-2	
trans-1,2-Dichloroethene	ND	ug/L	0.50	0.40	1		03/01/22 19:05	156-60-5	
1,2-Dichloropropane	ND	ug/L	0.50	0.36	1		03/01/22 19:05	78-87-5	
1,3-Dichloropropane	ND	ug/L	0.50	0.28	1		03/01/22 19:05	142-28-9	

This report shall not be reproduced, except in full,
without the written consent of Pace Analytical Services, LLC.

Pace Analytical Services, LLC
9800 Kincey Ave. Suite 100
Huntersville, NC 28078
(704)875-9092

ANALYTICAL RESULTS

Project: CPC Huntersville-60674226
Pace Project No.: 92590516

Sample: MW-65D **Lab ID: 92590516005** Collected: 02/28/22 12:30 Received: 02/28/22 16:00 Matrix: Water

Parameters	Results	Units	Report Limit	MDL	DF	Prepared	Analyzed	CAS No.	Qual
6200B MSV	Analytical Method: SM 6200B								
	Pace Analytical Services - Charlotte								
2,2-Dichloropropane	ND	ug/L	0.50	0.39	1		03/01/22 19:05	594-20-7	
1,1-Dichloropropene	ND	ug/L	0.50	0.43	1		03/01/22 19:05	563-58-6	
cis-1,3-Dichloropropene	ND	ug/L	0.50	0.36	1		03/01/22 19:05	10061-01-5	
trans-1,3-Dichloropropene	ND	ug/L	0.50	0.36	1		03/01/22 19:05	10061-02-6	
Diisopropyl ether	ND	ug/L	0.50	0.31	1		03/01/22 19:05	108-20-3	
Ethylbenzene	ND	ug/L	0.50	0.30	1		03/01/22 19:05	100-41-4	
Hexachloro-1,3-butadiene	ND	ug/L	2.0	1.5	1		03/01/22 19:05	87-68-3	
Isopropylbenzene (Cumene)	ND	ug/L	0.50	0.33	1		03/01/22 19:05	98-82-8	
Methylene Chloride	ND	ug/L	2.0	2.0	1		03/01/22 19:05	75-09-2	
Methyl-tert-butyl ether	ND	ug/L	0.50	0.42	1		03/01/22 19:05	1634-04-4	
Naphthalene	ND	ug/L	2.0	0.64	1		03/01/22 19:05	91-20-3	
n-Propylbenzene	ND	ug/L	0.50	0.34	1		03/01/22 19:05	103-65-1	
Styrene	ND	ug/L	0.50	0.29	1		03/01/22 19:05	100-42-5	
1,1,1,2-Tetrachloroethane	ND	ug/L	0.50	0.31	1		03/01/22 19:05	630-20-6	
1,1,2,2-Tetrachloroethane	ND	ug/L	0.50	0.22	1		03/01/22 19:05	79-34-5	
Tetrachloroethene	ND	ug/L	0.50	0.29	1		03/01/22 19:05	127-18-4	
Toluene	ND	ug/L	0.50	0.48	1		03/01/22 19:05	108-88-3	
1,2,3-Trichlorobenzene	ND	ug/L	2.0	0.81	1		03/01/22 19:05	87-61-6	
1,2,4-Trichlorobenzene	ND	ug/L	2.0	0.64	1		03/01/22 19:05	120-82-1	
1,1,1-Trichloroethane	ND	ug/L	0.50	0.33	1		03/01/22 19:05	71-55-6	
1,1,2-Trichloroethane	ND	ug/L	0.50	0.32	1		03/01/22 19:05	79-00-5	
Trichloroethene	ND	ug/L	0.50	0.38	1		03/01/22 19:05	79-01-6	
Trichlorofluoromethane	ND	ug/L	1.0	0.30	1		03/01/22 19:05	75-69-4	
1,2,3-Trichloropropane	ND	ug/L	0.50	0.26	1		03/01/22 19:05	96-18-4	
1,2,4-Trimethylbenzene	ND	ug/L	0.50	0.50	1		03/01/22 19:05	95-63-6	
1,3,5-Trimethylbenzene	ND	ug/L	0.50	0.33	1		03/01/22 19:05	108-67-8	
Vinyl chloride	ND	ug/L	1.0	0.39	1		03/01/22 19:05	75-01-4	
m&p-Xylene	ND	ug/L	1.0	0.71	1		03/01/22 19:05	179601-23-1	
o-Xylene	ND	ug/L	0.50	0.34	1		03/01/22 19:05	95-47-6	
Surrogates									
1,2-Dichloroethane-d4 (S)	98	%	70-130		1		03/01/22 19:05	17060-07-0	
4-Bromofluorobenzene (S)	97	%	70-130		1		03/01/22 19:05	460-00-4	
Toluene-d8 (S)	99	%	70-130		1		03/01/22 19:05	2037-26-5	

This report shall not be reproduced, except in full,
without the written consent of Pace Analytical Services, LLC.

Pace Analytical Services, LLC
9800 Kincey Ave. Suite 100
Huntersville, NC 28078
(704)875-9092

ANALYTICAL RESULTS

Project: CPC Huntersville-60674226
Pace Project No.: 92590516

Sample: MW-75 **Lab ID: 92590516006** Collected: 02/28/22 14:00 Received: 02/28/22 16:00 Matrix: Water

Parameters	Results	Units	Report Limit	MDL	DF	Prepared	Analyzed	CAS No.	Qual
VPH NC Water	Analytical Method: MADEP VPH								
	Pace Analytical Services - Charlotte								
Total VPH (C5-C12)	ND	ug/L	50.0	50.0	1		03/03/22 01:06		N2
Aliphatic (C05-C08)	ND	ug/L	50.0	50.0	1		03/03/22 01:06		N2
Aliphatic(C09-C12) Adjusted	ND	ug/L	50.0	50.0	1		03/03/22 01:06		N2
Aromatic (C09-C10)	ND	ug/L	50.0	50.0	1		03/03/22 01:06		N2
Surrogates									
4-Bromofluorobenzene (FID) (S)	97	%	70-130		1		03/03/22 01:06	460-00-4	
4-Bromofluorobenzene (PID) (S)	88	%	70-130		1		03/03/22 01:06	460-00-4	
6020 MET ICPMS	Analytical Method: EPA 6020B Preparation Method: EPA 3010A								
	Pace Analytical Services - Asheville								
Lead	**16.9J**	ug/L	25.0	0.38	5	03/01/22 12:51	03/01/22 21:30	7439-92-1	
6200B MSV	Analytical Method: SM 6200B								
	Pace Analytical Services - Charlotte								
Benzene	ND	ug/L	0.50	0.34	1		03/01/22 19:23	71-43-2	
Bromobenzene	ND	ug/L	0.50	0.29	1		03/01/22 19:23	108-86-1	
Bromochloromethane	ND	ug/L	0.50	0.47	1		03/01/22 19:23	74-97-5	
Bromodichloromethane	ND	ug/L	0.50	0.31	1		03/01/22 19:23	75-27-4	
Bromoform	ND	ug/L	0.50	0.34	1		03/01/22 19:23	75-25-2	
Bromomethane	ND	ug/L	5.0	1.7	1		03/01/22 19:23	74-83-9	IH
n-Butylbenzene	ND	ug/L	0.50	0.49	1		03/01/22 19:23	104-51-8	
sec-Butylbenzene	ND	ug/L	0.50	0.40	1		03/01/22 19:23	135-98-8	
tert-Butylbenzene	ND	ug/L	0.50	0.32	1		03/01/22 19:23	98-06-6	
Carbon tetrachloride	ND	ug/L	0.50	0.33	1		03/01/22 19:23	56-23-5	
Chlorobenzene	ND	ug/L	0.50	0.28	1		03/01/22 19:23	108-90-7	
Chloroethane	ND	ug/L	1.0	0.65	1		03/01/22 19:23	75-00-3	
Chloroform	ND	ug/L	0.50	0.35	1		03/01/22 19:23	67-66-3	
Chloromethane	ND	ug/L	1.0	0.54	1		03/01/22 19:23	74-87-3	
2-Chlorotoluene	ND	ug/L	0.50	0.32	1		03/01/22 19:23	95-49-8	
4-Chlorotoluene	ND	ug/L	0.50	0.32	1		03/01/22 19:23	106-43-4	
1,2-Dibromo-3-chloropropane	ND	ug/L	1.0	0.34	1		03/01/22 19:23	96-12-8	
Dibromochloromethane	ND	ug/L	0.50	0.36	1		03/01/22 19:23	124-48-1	
1,2-Dibromoethane (EDB)	ND	ug/L	0.50	0.27	1		03/01/22 19:23	106-93-4	
Dibromomethane	ND	ug/L	0.50	0.39	1		03/01/22 19:23	74-95-3	
1,2-Dichlorobenzene	ND	ug/L	0.50	0.34	1		03/01/22 19:23	95-50-1	
1,3-Dichlorobenzene	ND	ug/L	0.50	0.34	1		03/01/22 19:23	541-73-1	
1,4-Dichlorobenzene	ND	ug/L	0.50	0.33	1		03/01/22 19:23	106-46-7	
Dichlorodifluoromethane	ND	ug/L	0.50	0.35	1		03/01/22 19:23	75-71-8	M1
1,1-Dichloroethane	ND	ug/L	0.50	0.37	1		03/01/22 19:23	75-34-3	
1,2-Dichloroethane	ND	ug/L	0.50	0.32	1		03/01/22 19:23	107-06-2	
1,1-Dichloroethene	ND	ug/L	0.50	0.35	1		03/01/22 19:23	75-35-4	
cis-1,2-Dichloroethene	ND	ug/L	0.50	0.38	1		03/01/22 19:23	156-59-2	
trans-1,2-Dichloroethene	ND	ug/L	0.50	0.40	1		03/01/22 19:23	156-60-5	
1,2-Dichloropropane	ND	ug/L	0.50	0.36	1		03/01/22 19:23	78-87-5	
1,3-Dichloropropane	ND	ug/L	0.50	0.28	1		03/01/22 19:23	142-28-9	

This report shall not be reproduced, except in full,
without the written consent of Pace Analytical Services, LLC.

Pace Analytical Services, LLC
9800 Kincey Ave. Suite 100
Huntersville, NC 28078
(704)875-9092

ANALYTICAL RESULTS

Project: CPC Huntersville-60674226
Pace Project No.: 92590516

Sample: MW-75 **Lab ID: 92590516006** Collected: 02/28/22 14:00 Received: 02/28/22 16:00 Matrix: Water

Parameters	Results	Units	Report Limit	MDL	DF	Prepared	Analyzed	CAS No.	Qual
6200B MSV	Analytical Method: SM 6200B								
	Pace Analytical Services - Charlotte								
2,2-Dichloropropane	ND	ug/L	0.50	0.39	1		03/01/22 19:23	594-20-7	
1,1-Dichloropropene	ND	ug/L	0.50	0.43	1		03/01/22 19:23	563-58-6	
cis-1,3-Dichloropropene	ND	ug/L	0.50	0.36	1		03/01/22 19:23	10061-01-5	
trans-1,3-Dichloropropene	ND	ug/L	0.50	0.36	1		03/01/22 19:23	10061-02-6	
Diisopropyl ether	ND	ug/L	0.50	0.31	1		03/01/22 19:23	108-20-3	
Ethylbenzene	ND	ug/L	0.50	0.30	1		03/01/22 19:23	100-41-4	
Hexachloro-1,3-butadiene	ND	ug/L	2.0	1.5	1		03/01/22 19:23	87-68-3	
Isopropylbenzene (Cumene)	ND	ug/L	0.50	0.33	1		03/01/22 19:23	98-82-8	
Methylene Chloride	ND	ug/L	2.0	2.0	1		03/01/22 19:23	75-09-2	
Methyl-tert-butyl ether	ND	ug/L	0.50	0.42	1		03/01/22 19:23	1634-04-4	
Naphthalene	ND	ug/L	2.0	0.64	1		03/01/22 19:23	91-20-3	
n-Propylbenzene	ND	ug/L	0.50	0.34	1		03/01/22 19:23	103-65-1	
Styrene	ND	ug/L	0.50	0.29	1		03/01/22 19:23	100-42-5	
1,1,1,2-Tetrachloroethane	ND	ug/L	0.50	0.31	1		03/01/22 19:23	630-20-6	
1,1,2,2-Tetrachloroethane	ND	ug/L	0.50	0.22	1		03/01/22 19:23	79-34-5	
Tetrachloroethene	ND	ug/L	0.50	0.29	1		03/01/22 19:23	127-18-4	
Toluene	ND	ug/L	0.50	0.48	1		03/01/22 19:23	108-88-3	
1,2,3-Trichlorobenzene	ND	ug/L	2.0	0.81	1		03/01/22 19:23	87-61-6	
1,2,4-Trichlorobenzene	ND	ug/L	2.0	0.64	1		03/01/22 19:23	120-82-1	
1,1,1-Trichloroethane	ND	ug/L	0.50	0.33	1		03/01/22 19:23	71-55-6	
1,1,2-Trichloroethane	ND	ug/L	0.50	0.32	1		03/01/22 19:23	79-00-5	
Trichloroethene	ND	ug/L	0.50	0.38	1		03/01/22 19:23	79-01-6	
Trichlorofluoromethane	ND	ug/L	1.0	0.30	1		03/01/22 19:23	75-69-4	
1,2,3-Trichloropropane	ND	ug/L	0.50	0.26	1		03/01/22 19:23	96-18-4	
1,2,4-Trimethylbenzene	ND	ug/L	0.50	0.50	1		03/01/22 19:23	95-63-6	
1,3,5-Trimethylbenzene	ND	ug/L	0.50	0.33	1		03/01/22 19:23	108-67-8	
Vinyl chloride	ND	ug/L	1.0	0.39	1		03/01/22 19:23	75-01-4	
m&p-Xylene	ND	ug/L	1.0	0.71	1		03/01/22 19:23	179601-23-1	
o-Xylene	ND	ug/L	0.50	0.34	1		03/01/22 19:23	95-47-6	
Surrogates									
1,2-Dichloroethane-d4 (S)	96	%	70-130		1		03/01/22 19:23	17060-07-0	
4-Bromofluorobenzene (S)	97	%	70-130		1		03/01/22 19:23	460-00-4	
Toluene-d8 (S)	102	%	70-130		1		03/01/22 19:23	2037-26-5	

This report shall not be reproduced, except in full,
without the written consent of Pace Analytical Services, LLC.

Pace Analytical Services, LLC
9800 Kincey Ave. Suite 100
Huntersville, NC 28078
(704)875-9092

ANALYTICAL RESULTS

Project: CPC Huntersville-60674226
Pace Project No.: 92590516

Sample: EB-1-20220228 **Lab ID: 92590516007** Collected: 02/28/22 13:30 Received: 02/28/22 16:00 Matrix: Water

Parameters	Results	Units	Report Limit	MDL	DF	Prepared	Analyzed	CAS No.	Qual
VPH NC Water	Analytical Method: MADEP VPH								
	Pace Analytical Services - Charlotte								
Total VPH (C5-C12)	ND	ug/L	50.0	50.0	1		03/03/22 01:35		N2
Aliphatic (C05-C08)	ND	ug/L	50.0	50.0	1		03/03/22 01:35		N2
Aliphatic(C09-C12) Adjusted	ND	ug/L	50.0	50.0	1		03/03/22 01:35		N2
Aromatic (C09-C10)	ND	ug/L	50.0	50.0	1		03/03/22 01:35		N2
Surrogates									
4-Bromofluorobenzene (FID) (S)	99	%	70-130		1		03/03/22 01:35	460-00-4	
4-Bromofluorobenzene (PID) (S)	90	%	70-130		1		03/03/22 01:35	460-00-4	
6020 MET ICPMS	Analytical Method: EPA 6020B Preparation Method: EPA 3010A								
	Pace Analytical Services - Asheville								
Lead	ND	ug/L	5.0	0.077	1	03/01/22 12:51	03/01/22 21:34	7439-92-1	
6200B MSV	Analytical Method: SM 6200B								
	Pace Analytical Services - Charlotte								
Benzene	ND	ug/L	0.50	0.34	1		03/01/22 15:11	71-43-2	
Bromobenzene	ND	ug/L	0.50	0.29	1		03/01/22 15:11	108-86-1	
Bromochloromethane	ND	ug/L	0.50	0.47	1		03/01/22 15:11	74-97-5	
Bromodichloromethane	ND	ug/L	0.50	0.31	1		03/01/22 15:11	75-27-4	
Bromoform	ND	ug/L	0.50	0.34	1		03/01/22 15:11	75-25-2	
Bromomethane	ND	ug/L	5.0	1.7	1		03/01/22 15:11	74-83-9	IH
n-Butylbenzene	ND	ug/L	0.50	0.49	1		03/01/22 15:11	104-51-8	
sec-Butylbenzene	ND	ug/L	0.50	0.40	1		03/01/22 15:11	135-98-8	
tert-Butylbenzene	ND	ug/L	0.50	0.32	1		03/01/22 15:11	98-06-6	
Carbon tetrachloride	ND	ug/L	0.50	0.33	1		03/01/22 15:11	56-23-5	
Chlorobenzene	ND	ug/L	0.50	0.28	1		03/01/22 15:11	108-90-7	
Chloroethane	ND	ug/L	1.0	0.65	1		03/01/22 15:11	75-00-3	
Chloroform	ND	ug/L	0.50	0.35	1		03/01/22 15:11	67-66-3	
Chloromethane	ND	ug/L	1.0	0.54	1		03/01/22 15:11	74-87-3	
2-Chlorotoluene	ND	ug/L	0.50	0.32	1		03/01/22 15:11	95-49-8	
4-Chlorotoluene	ND	ug/L	0.50	0.32	1		03/01/22 15:11	106-43-4	
1,2-Dibromo-3-chloropropane	ND	ug/L	1.0	0.34	1		03/01/22 15:11	96-12-8	
Dibromochloromethane	ND	ug/L	0.50	0.36	1		03/01/22 15:11	124-48-1	
1,2-Dibromoethane (EDB)	ND	ug/L	0.50	0.27	1		03/01/22 15:11	106-93-4	
Dibromomethane	ND	ug/L	0.50	0.39	1		03/01/22 15:11	74-95-3	
1,2-Dichlorobenzene	ND	ug/L	0.50	0.34	1		03/01/22 15:11	95-50-1	
1,3-Dichlorobenzene	ND	ug/L	0.50	0.34	1		03/01/22 15:11	541-73-1	
1,4-Dichlorobenzene	ND	ug/L	0.50	0.33	1		03/01/22 15:11	106-46-7	
Dichlorodifluoromethane	ND	ug/L	0.50	0.35	1		03/01/22 15:11	75-71-8	
1,1-Dichloroethane	ND	ug/L	0.50	0.37	1		03/01/22 15:11	75-34-3	
1,2-Dichloroethane	ND	ug/L	0.50	0.32	1		03/01/22 15:11	107-06-2	
1,1-Dichloroethene	ND	ug/L	0.50	0.35	1		03/01/22 15:11	75-35-4	
cis-1,2-Dichloroethene	ND	ug/L	0.50	0.38	1		03/01/22 15:11	156-59-2	
trans-1,2-Dichloroethene	ND	ug/L	0.50	0.40	1		03/01/22 15:11	156-60-5	
1,2-Dichloropropane	ND	ug/L	0.50	0.36	1		03/01/22 15:11	78-87-5	
1,3-Dichloropropane	ND	ug/L	0.50	0.28	1		03/01/22 15:11	142-28-9	

This report shall not be reproduced, except in full,
without the written consent of Pace Analytical Services, LLC.

Pace Analytical Services, LLC
9800 Kincey Ave. Suite 100
Huntersville, NC 28078
(704)875-9092

ANALYTICAL RESULTS

Project: CPC Huntersville-60674226
Pace Project No.: 92590516

Sample: EB-1-20220228 **Lab ID: 92590516007** Collected: 02/28/22 13:30 Received: 02/28/22 16:00 Matrix: Water

Parameters	Results	Units	Report Limit	MDL	DF	Prepared	Analyzed	CAS No.	Qual
6200B MSV	Analytical Method: SM 6200B								
	Pace Analytical Services - Charlotte								
2,2-Dichloropropane	ND	ug/L	0.50	0.39	1		03/01/22 15:11	594-20-7	
1,1-Dichloropropene	ND	ug/L	0.50	0.43	1		03/01/22 15:11	563-58-6	
cis-1,3-Dichloropropene	ND	ug/L	0.50	0.36	1		03/01/22 15:11	10061-01-5	
trans-1,3-Dichloropropene	ND	ug/L	0.50	0.36	1		03/01/22 15:11	10061-02-6	
Diisopropyl ether	ND	ug/L	0.50	0.31	1		03/01/22 15:11	108-20-3	
Ethylbenzene	ND	ug/L	0.50	0.30	1		03/01/22 15:11	100-41-4	
Hexachloro-1,3-butadiene	ND	ug/L	2.0	1.5	1		03/01/22 15:11	87-68-3	
Isopropylbenzene (Cumene)	ND	ug/L	0.50	0.33	1		03/01/22 15:11	98-82-8	
Methylene Chloride	ND	ug/L	2.0	2.0	1		03/01/22 15:11	75-09-2	
Methyl-tert-butyl ether	ND	ug/L	0.50	0.42	1		03/01/22 15:11	1634-04-4	
Naphthalene	ND	ug/L	2.0	0.64	1		03/01/22 15:11	91-20-3	
n-Propylbenzene	ND	ug/L	0.50	0.34	1		03/01/22 15:11	103-65-1	
Styrene	ND	ug/L	0.50	0.29	1		03/01/22 15:11	100-42-5	
1,1,1,2-Tetrachloroethane	ND	ug/L	0.50	0.31	1		03/01/22 15:11	630-20-6	
1,1,2,2-Tetrachloroethane	ND	ug/L	0.50	0.22	1		03/01/22 15:11	79-34-5	
Tetrachloroethene	ND	ug/L	0.50	0.29	1		03/01/22 15:11	127-18-4	
Toluene	ND	ug/L	0.50	0.48	1		03/01/22 15:11	108-88-3	
1,2,3-Trichlorobenzene	ND	ug/L	2.0	0.81	1		03/01/22 15:11	87-61-6	
1,2,4-Trichlorobenzene	ND	ug/L	2.0	0.64	1		03/01/22 15:11	120-82-1	
1,1,1-Trichloroethane	ND	ug/L	0.50	0.33	1		03/01/22 15:11	71-55-6	
1,1,2-Trichloroethane	ND	ug/L	0.50	0.32	1		03/01/22 15:11	79-00-5	
Trichloroethene	ND	ug/L	0.50	0.38	1		03/01/22 15:11	79-01-6	
Trichlorofluoromethane	ND	ug/L	1.0	0.30	1		03/01/22 15:11	75-69-4	
1,2,3-Trichloropropane	ND	ug/L	0.50	0.26	1		03/01/22 15:11	96-18-4	
1,2,4-Trimethylbenzene	ND	ug/L	0.50	0.50	1		03/01/22 15:11	95-63-6	
1,3,5-Trimethylbenzene	ND	ug/L	0.50	0.33	1		03/01/22 15:11	108-67-8	
Vinyl chloride	ND	ug/L	1.0	0.39	1		03/01/22 15:11	75-01-4	
m&p-Xylene	ND	ug/L	1.0	0.71	1		03/01/22 15:11	179601-23-1	
o-Xylene	ND	ug/L	0.50	0.34	1		03/01/22 15:11	95-47-6	
Surrogates									
1,2-Dichloroethane-d4 (S)	97	%	70-130		1		03/01/22 15:11	17060-07-0	
4-Bromofluorobenzene (S)	97	%	70-130		1		03/01/22 15:11	460-00-4	
Toluene-d8 (S)	99	%	70-130		1		03/01/22 15:11	2037-26-5	

This report shall not be reproduced, except in full,
without the written consent of Pace Analytical Services, LLC.

Pace Analytical Services, LLC
9800 Kincey Ave. Suite 100
Huntersville, NC 28078
(704)875-9092

ANALYTICAL RESULTS

Project: CPC Huntersville-60674226
Pace Project No.: 92590516

Sample: DUP-1-20220228 **Lab ID: 92590516008** Collected: 02/28/22 00:00 Received: 02/28/22 16:00 Matrix: Water

Parameters	Results	Units	Report Limit	MDL	DF	Prepared	Analyzed	CAS No.	Qual
VPH NC Water	Analytical Method: MADEP VPH								
	Pace Analytical Services - Charlotte								
Total VPH (C5-C12)	ND	ug/L	50.0	50.0	1		03/03/22 02:04		N2
Aliphatic (C05-C08)	ND	ug/L	50.0	50.0	1		03/03/22 02:04		N2
Aliphatic(C09-C12) Adjusted	ND	ug/L	50.0	50.0	1		03/03/22 02:04		N2
Aromatic (C09-C10)	ND	ug/L	50.0	50.0	1		03/03/22 02:04		N2
Surrogates									
4-Bromofluorobenzene (FID) (S)	99	%	70-130		1		03/03/22 02:04	460-00-4	
4-Bromofluorobenzene (PID) (S)	89	%	70-130		1		03/03/22 02:04	460-00-4	
6020 MET ICPMS	Analytical Method: EPA 6020B Preparation Method: EPA 3010A								
	Pace Analytical Services - Asheville								
Lead	ND	ug/L	5.0	0.077	1	03/01/22 12:51	03/01/22 21:38	7439-92-1	
6200B MSV	Analytical Method: SM 6200B								
	Pace Analytical Services - Charlotte								
Benzene	ND	ug/L	0.50	0.34	1		03/01/22 19:42	71-43-2	
Bromobenzene	ND	ug/L	0.50	0.29	1		03/01/22 19:42	108-86-1	
Bromochloromethane	ND	ug/L	0.50	0.47	1		03/01/22 19:42	74-97-5	
Bromodichloromethane	ND	ug/L	0.50	0.31	1		03/01/22 19:42	75-27-4	
Bromoform	ND	ug/L	0.50	0.34	1		03/01/22 19:42	75-25-2	
Bromomethane	ND	ug/L	5.0	1.7	1		03/01/22 19:42	74-83-9	IH
n-Butylbenzene	ND	ug/L	0.50	0.49	1		03/01/22 19:42	104-51-8	
sec-Butylbenzene	ND	ug/L	0.50	0.40	1		03/01/22 19:42	135-98-8	
tert-Butylbenzene	ND	ug/L	0.50	0.32	1		03/01/22 19:42	98-06-6	
Carbon tetrachloride	ND	ug/L	0.50	0.33	1		03/01/22 19:42	56-23-5	
Chlorobenzene	ND	ug/L	0.50	0.28	1		03/01/22 19:42	108-90-7	
Chloroethane	ND	ug/L	1.0	0.65	1		03/01/22 19:42	75-00-3	
Chloroform	ND	ug/L	0.50	0.35	1		03/01/22 19:42	67-66-3	
Chloromethane	ND	ug/L	1.0	0.54	1		03/01/22 19:42	74-87-3	
2-Chlorotoluene	ND	ug/L	0.50	0.32	1		03/01/22 19:42	95-49-8	
4-Chlorotoluene	ND	ug/L	0.50	0.32	1		03/01/22 19:42	106-43-4	
1,2-Dibromo-3-chloropropane	ND	ug/L	1.0	0.34	1		03/01/22 19:42	96-12-8	
Dibromochloromethane	ND	ug/L	0.50	0.36	1		03/01/22 19:42	124-48-1	
1,2-Dibromoethane (EDB)	ND	ug/L	0.50	0.27	1		03/01/22 19:42	106-93-4	
Dibromomethane	ND	ug/L	0.50	0.39	1		03/01/22 19:42	74-95-3	
1,2-Dichlorobenzene	ND	ug/L	0.50	0.34	1		03/01/22 19:42	95-50-1	
1,3-Dichlorobenzene	ND	ug/L	0.50	0.34	1		03/01/22 19:42	541-73-1	
1,4-Dichlorobenzene	ND	ug/L	0.50	0.33	1		03/01/22 19:42	106-46-7	
Dichlorodifluoromethane	ND	ug/L	0.50	0.35	1		03/01/22 19:42	75-71-8	
1,1-Dichloroethane	ND	ug/L	0.50	0.37	1		03/01/22 19:42	75-34-3	
1,2-Dichloroethane	ND	ug/L	0.50	0.32	1		03/01/22 19:42	107-06-2	
1,1-Dichloroethene	ND	ug/L	0.50	0.35	1		03/01/22 19:42	75-35-4	
cis-1,2-Dichloroethene	ND	ug/L	0.50	0.38	1		03/01/22 19:42	156-59-2	
trans-1,2-Dichloroethene	ND	ug/L	0.50	0.40	1		03/01/22 19:42	156-60-5	
1,2-Dichloropropane	ND	ug/L	0.50	0.36	1		03/01/22 19:42	78-87-5	
1,3-Dichloropropane	ND	ug/L	0.50	0.28	1		03/01/22 19:42	142-28-9	

This report shall not be reproduced, except in full,
without the written consent of Pace Analytical Services, LLC.

Pace Analytical Services, LLC
9800 Kincey Ave. Suite 100
Huntersville, NC 28078
(704)875-9092

ANALYTICAL RESULTS

Project: CPC Huntersville-60674226
Pace Project No.: 92590516

Sample: DUP-1-20220228 **Lab ID: 92590516008** Collected: 02/28/22 00:00 Received: 02/28/22 16:00 Matrix: Water

Parameters	Results	Units	Report Limit	MDL	DF	Prepared	Analyzed	CAS No.	Qual
6200B MSV	Analytical Method: SM 6200B								
	Pace Analytical Services - Charlotte								
2,2-Dichloropropane	ND	ug/L	0.50	0.39	1		03/01/22 19:42	594-20-7	
1,1-Dichloropropene	ND	ug/L	0.50	0.43	1		03/01/22 19:42	563-58-6	
cis-1,3-Dichloropropene	ND	ug/L	0.50	0.36	1		03/01/22 19:42	10061-01-5	
trans-1,3-Dichloropropene	ND	ug/L	0.50	0.36	1		03/01/22 19:42	10061-02-6	
Diisopropyl ether	ND	ug/L	0.50	0.31	1		03/01/22 19:42	108-20-3	
Ethylbenzene	ND	ug/L	0.50	0.30	1		03/01/22 19:42	100-41-4	
Hexachloro-1,3-butadiene	ND	ug/L	2.0	1.5	1		03/01/22 19:42	87-68-3	
Isopropylbenzene (Cumene)	ND	ug/L	0.50	0.33	1		03/01/22 19:42	98-82-8	
Methylene Chloride	ND	ug/L	2.0	2.0	1		03/01/22 19:42	75-09-2	
Methyl-tert-butyl ether	ND	ug/L	0.50	0.42	1		03/01/22 19:42	1634-04-4	
Naphthalene	ND	ug/L	2.0	0.64	1		03/01/22 19:42	91-20-3	
n-Propylbenzene	ND	ug/L	0.50	0.34	1		03/01/22 19:42	103-65-1	
Styrene	ND	ug/L	0.50	0.29	1		03/01/22 19:42	100-42-5	
1,1,1,2-Tetrachloroethane	ND	ug/L	0.50	0.31	1		03/01/22 19:42	630-20-6	
1,1,2,2-Tetrachloroethane	ND	ug/L	0.50	0.22	1		03/01/22 19:42	79-34-5	
Tetrachloroethene	ND	ug/L	0.50	0.29	1		03/01/22 19:42	127-18-4	
Toluene	ND	ug/L	0.50	0.48	1		03/01/22 19:42	108-88-3	
1,2,3-Trichlorobenzene	ND	ug/L	2.0	0.81	1		03/01/22 19:42	87-61-6	
1,2,4-Trichlorobenzene	ND	ug/L	2.0	0.64	1		03/01/22 19:42	120-82-1	
1,1,1-Trichloroethane	ND	ug/L	0.50	0.33	1		03/01/22 19:42	71-55-6	
1,1,2-Trichloroethane	ND	ug/L	0.50	0.32	1		03/01/22 19:42	79-00-5	
Trichloroethene	ND	ug/L	0.50	0.38	1		03/01/22 19:42	79-01-6	
Trichlorofluoromethane	ND	ug/L	1.0	0.30	1		03/01/22 19:42	75-69-4	
1,2,3-Trichloropropane	ND	ug/L	0.50	0.26	1		03/01/22 19:42	96-18-4	
1,2,4-Trimethylbenzene	ND	ug/L	0.50	0.50	1		03/01/22 19:42	95-63-6	
1,3,5-Trimethylbenzene	ND	ug/L	0.50	0.33	1		03/01/22 19:42	108-67-8	
Vinyl chloride	ND	ug/L	1.0	0.39	1		03/01/22 19:42	75-01-4	
m&p-Xylene	ND	ug/L	1.0	0.71	1		03/01/22 19:42	179601-23-1	
o-Xylene	ND	ug/L	0.50	0.34	1		03/01/22 19:42	95-47-6	
Surrogates									
1,2-Dichloroethane-d4 (S)	95	%	70-130		1		03/01/22 19:42	17060-07-0	
4-Bromofluorobenzene (S)	97	%	70-130		1		03/01/22 19:42	460-00-4	
Toluene-d8 (S)	100	%	70-130		1		03/01/22 19:42	2037-26-5	

This report shall not be reproduced, except in full,
without the written consent of Pace Analytical Services, LLC.

Pace Analytical Services, LLC
9800 Kincey Ave. Suite 100
Huntersville, NC 28078
(704)875-9092

ANALYTICAL RESULTS

Project: CPC Huntersville-60674226
Pace Project No.: 92590516

Sample: TRIP BLANK **Lab ID: 92590516009** Collected: 02/28/22 00:00 Received: 02/28/22 16:00 Matrix: Water

Parameters	Results	Units	Report Limit	MDL	DF	Prepared	Analyzed	CAS No.	Qual
6200B MSV	Analytical Method: SM 6200B Pace Analytical Services - Charlotte								
Benzene	ND	ug/L	0.50	0.34	1		03/01/22 15:29	71-43-2	
Bromobenzene	ND	ug/L	0.50	0.29	1		03/01/22 15:29	108-86-1	
Bromochloromethane	ND	ug/L	0.50	0.47	1		03/01/22 15:29	74-97-5	
Bromodichloromethane	ND	ug/L	0.50	0.31	1		03/01/22 15:29	75-27-4	
Bromoform	ND	ug/L	0.50	0.34	1		03/01/22 15:29	75-25-2	
Bromomethane	ND	ug/L	5.0	1.7	1		03/01/22 15:29	74-83-9	IH
n-Butylbenzene	ND	ug/L	0.50	0.49	1		03/01/22 15:29	104-51-8	
sec-Butylbenzene	ND	ug/L	0.50	0.40	1		03/01/22 15:29	135-98-8	
tert-Butylbenzene	ND	ug/L	0.50	0.32	1		03/01/22 15:29	98-06-6	
Carbon tetrachloride	ND	ug/L	0.50	0.33	1		03/01/22 15:29	56-23-5	
Chlorobenzene	ND	ug/L	0.50	0.28	1		03/01/22 15:29	108-90-7	
Chloroethane	ND	ug/L	1.0	0.65	1		03/01/22 15:29	75-00-3	
Chloroform	ND	ug/L	0.50	0.35	1		03/01/22 15:29	67-66-3	
Chloromethane	ND	ug/L	1.0	0.54	1		03/01/22 15:29	74-87-3	
2-Chlorotoluene	ND	ug/L	0.50	0.32	1		03/01/22 15:29	95-49-8	
4-Chlorotoluene	ND	ug/L	0.50	0.32	1		03/01/22 15:29	106-43-4	
1,2-Dibromo-3-chloropropane	ND	ug/L	1.0	0.34	1		03/01/22 15:29	96-12-8	
Dibromochloromethane	ND	ug/L	0.50	0.36	1		03/01/22 15:29	124-48-1	
1,2-Dibromoethane (EDB)	ND	ug/L	0.50	0.27	1		03/01/22 15:29	106-93-4	
Dibromomethane	ND	ug/L	0.50	0.39	1		03/01/22 15:29	74-95-3	
1,2-Dichlorobenzene	ND	ug/L	0.50	0.34	1		03/01/22 15:29	95-50-1	
1,3-Dichlorobenzene	ND	ug/L	0.50	0.34	1		03/01/22 15:29	541-73-1	
1,4-Dichlorobenzene	ND	ug/L	0.50	0.33	1		03/01/22 15:29	106-46-7	
Dichlorodifluoromethane	ND	ug/L	0.50	0.35	1		03/01/22 15:29	75-71-8	
1,1-Dichloroethane	ND	ug/L	0.50	0.37	1		03/01/22 15:29	75-34-3	
1,2-Dichloroethane	ND	ug/L	0.50	0.32	1		03/01/22 15:29	107-06-2	
1,1-Dichloroethene	ND	ug/L	0.50	0.35	1		03/01/22 15:29	75-35-4	
cis-1,2-Dichloroethene	ND	ug/L	0.50	0.38	1		03/01/22 15:29	156-59-2	
trans-1,2-Dichloroethene	ND	ug/L	0.50	0.40	1		03/01/22 15:29	156-60-5	
1,2-Dichloropropane	ND	ug/L	0.50	0.36	1		03/01/22 15:29	78-87-5	
1,3-Dichloropropane	ND	ug/L	0.50	0.28	1		03/01/22 15:29	142-28-9	
2,2-Dichloropropane	ND	ug/L	0.50	0.39	1		03/01/22 15:29	594-20-7	
1,1-Dichloropropene	ND	ug/L	0.50	0.43	1		03/01/22 15:29	563-58-6	
cis-1,3-Dichloropropene	ND	ug/L	0.50	0.36	1		03/01/22 15:29	10061-01-5	
trans-1,3-Dichloropropene	ND	ug/L	0.50	0.36	1		03/01/22 15:29	10061-02-6	
Diisopropyl ether	ND	ug/L	0.50	0.31	1		03/01/22 15:29	108-20-3	
Ethylbenzene	ND	ug/L	0.50	0.30	1		03/01/22 15:29	100-41-4	
Hexachloro-1,3-butadiene	ND	ug/L	2.0	1.5	1		03/01/22 15:29	87-68-3	
Isopropylbenzene (Cumene)	ND	ug/L	0.50	0.33	1		03/01/22 15:29	98-82-8	
Methylene Chloride	ND	ug/L	2.0	2.0	1		03/01/22 15:29	75-09-2	
Methyl-tert-butyl ether	ND	ug/L	0.50	0.42	1		03/01/22 15:29	1634-04-4	
Naphthalene	ND	ug/L	2.0	0.64	1		03/01/22 15:29	91-20-3	
n-Propylbenzene	ND	ug/L	0.50	0.34	1		03/01/22 15:29	103-65-1	
Styrene	ND	ug/L	0.50	0.29	1		03/01/22 15:29	100-42-5	
1,1,1,2-Tetrachloroethane	ND	ug/L	0.50	0.31	1		03/01/22 15:29	630-20-6	

This report shall not be reproduced, except in full,
without the written consent of Pace Analytical Services, LLC.

Pace Analytical Services, LLC
9800 Kincey Ave. Suite 100
Huntersville, NC 28078
(704)875-9092

ANALYTICAL RESULTS

Project: CPC Huntersville-60674226
Pace Project No.: 92590516

Sample: TRIP BLANK **Lab ID: 92590516009** Collected: 02/28/22 00:00 Received: 02/28/22 16:00 Matrix: Water

Parameters	Results	Units	Report Limit	MDL	DF	Prepared	Analyzed	CAS No.	Qual
6200B MSV	Analytical Method: SM 6200B								
	Pace Analytical Services - Charlotte								
1,1,2,2-Tetrachloroethane	ND	ug/L	0.50	0.22	1		03/01/22 15:29	79-34-5	
Tetrachloroethene	ND	ug/L	0.50	0.29	1		03/01/22 15:29	127-18-4	
Toluene	ND	ug/L	0.50	0.48	1		03/01/22 15:29	108-88-3	
1,2,3-Trichlorobenzene	ND	ug/L	2.0	0.81	1		03/01/22 15:29	87-61-6	
1,2,4-Trichlorobenzene	ND	ug/L	2.0	0.64	1		03/01/22 15:29	120-82-1	
1,1,1-Trichloroethane	ND	ug/L	0.50	0.33	1		03/01/22 15:29	71-55-6	
1,1,2-Trichloroethane	ND	ug/L	0.50	0.32	1		03/01/22 15:29	79-00-5	
Trichloroethene	ND	ug/L	0.50	0.38	1		03/01/22 15:29	79-01-6	
Trichlorofluoromethane	ND	ug/L	1.0	0.30	1		03/01/22 15:29	75-69-4	
1,2,3-Trichloropropane	ND	ug/L	0.50	0.26	1		03/01/22 15:29	96-18-4	
1,2,4-Trimethylbenzene	ND	ug/L	0.50	0.50	1		03/01/22 15:29	95-63-6	
1,3,5-Trimethylbenzene	ND	ug/L	0.50	0.33	1		03/01/22 15:29	108-67-8	
Vinyl chloride	ND	ug/L	1.0	0.39	1		03/01/22 15:29	75-01-4	
m&p-Xylene	ND	ug/L	1.0	0.71	1		03/01/22 15:29	179601-23-1	
o-Xylene	ND	ug/L	0.50	0.34	1		03/01/22 15:29	95-47-6	
Surrogates									
1,2-Dichloroethane-d4 (S)	98	%	70-130		1		03/01/22 15:29	17060-07-0	
4-Bromofluorobenzene (S)	97	%	70-130		1		03/01/22 15:29	460-00-4	
Toluene-d8 (S)	101	%	70-130		1		03/01/22 15:29	2037-26-5	

This report shall not be reproduced, except in full,
without the written consent of Pace Analytical Services, LLC.

Pace Analytical Services, LLC
9800 Kincey Ave. Suite 100
Huntersville, NC 28078
(704)875-9092

QUALITY CONTROL DATA

Project: CPC Huntersville-60674226
Pace Project No.: 92590516

QC Batch: 681733
QC Batch Method: MADEP VPH
Analysis Method: MADEP VPH
Analysis Description: VPH NC Water
Laboratory: Pace Analytical Services - Charlotte
Associated Lab Samples: 92590516001, 92590516002

METHOD BLANK: 3566098
Matrix: Water
Associated Lab Samples: 92590516001, 92590516002

Parameter	Units	Blank Result	Reporting Limit	MDL	Analyzed	Qualifiers
Aliphatic (C05-C08)	ug/L	ND	50.0	50.0	03/01/22 13:47	N2
Aromatic (C09-C10)	ug/L	ND	50.0	50.0	03/01/22 13:47	N2
4-Bromofluorobenzene (FID) (S)	%	103	70-130		03/01/22 13:47	
4-Bromofluorobenzene (PID) (S)	%	94	70-130		03/01/22 13:47	

LABORATORY CONTROL SAMPLE & LCSD: 3566099 3566100

Parameter	Units	Spike Conc.	LCS Result	LCSD Result	LCS % Rec	LCSD % Rec	% Rec Limits	RPD	Max RPD	Qualifiers
Aliphatic (C05-C08)	ug/L	300	274	312	91	104	70-130	13	25	N2
Aromatic (C09-C10)	ug/L	100	97.6	105	98	105	70-130	7	25	N2
4-Bromofluorobenzene (FID) (S)	%				98	101	70-130			
4-Bromofluorobenzene (PID) (S)	%				90	92	70-130			

Results presented on this page are in the units indicated by the "Units" column except where an alternate unit is presented to the right of the result.

This report shall not be reproduced, except in full,
without the written consent of Pace Analytical Services, LLC.

Pace Analytical Services, LLC
9800 Kincey Ave. Suite 100
Huntersville, NC 28078
(704)875-9092

QUALITY CONTROL DATA

Project: CPC Huntersville-60674226
Pace Project No.: 92590516

QC Batch: 682043 | Analysis Method: MADEP VPH
QC Batch Method: MADEP VPH | Analysis Description: VPH NC Water
Laboratory: Pace Analytical Services - Charlotte
Associated Lab Samples: 92590516003, 92590516004, 92590516005, 92590516006, 92590516007, 92590516008

METHOD BLANK: 3567807 Matrix: Water
Associated Lab Samples: 92590516003, 92590516004, 92590516005, 92590516006, 92590516007, 92590516008

Parameter	Units	Blank Result	Reporting Limit	MDL	Analyzed	Qualifiers
Aliphatic (C05-C08)	ug/L	ND	50.0	50.0	03/03/22 09:16	N2
Aromatic (C09-C10)	ug/L	ND	50.0	50.0	03/03/22 09:16	N2
4-Bromofluorobenzene (FID) (S)	%	101	70-130		03/03/22 09:16	
4-Bromofluorobenzene (PID) (S)	%	91	70-130		03/03/22 09:16	

LABORATORY CONTROL SAMPLE & LCSD: 3567808 3567809

Parameter	Units	Spike Conc.	LCS Result	LCSD Result	LCS % Rec	LCSD % Rec	% Rec Limits	RPD	Max RPD	Qualifiers
Aliphatic (C05-C08)	ug/L	300	309	284	103	95	70-130	9	25	N2
Aromatic (C09-C10)	ug/L	100	99.6	96.6	100	97	70-130	3	25	N2
4-Bromofluorobenzene (FID) (S)	%				102	98	70-130			
4-Bromofluorobenzene (PID) (S)	%				92	89	70-130			

Results presented on this page are in the units indicated by the "Units" column except where an alternate unit is presented to the right of the result.

This report shall not be reproduced, except in full,
without the written consent of Pace Analytical Services, LLC.

Pace Analytical Services, LLC
9800 Kincey Ave. Suite 100
Huntersville, NC 28078
(704)875-9092

QUALITY CONTROL DATA

Project: CPC Huntersville-60674226
Pace Project No.: 92590516

QC Batch: 681604
QC Batch Method: EPA 3010A
Analysis Method: EPA 6020B
Analysis Description: 6020 MET
Laboratory: Pace Analytical Services - Asheville
Associated Lab Samples: 92590516001, 92590516002, 92590516003, 92590516004

METHOD BLANK: 3565520 Matrix: Water
Associated Lab Samples: 92590516001, 92590516002, 92590516003, 92590516004

Parameter	Units	Blank Result	Reporting Limit	MDL	Analyzed	Qualifiers
Lead	ug/L	ND	5.0	0.077	03/01/22 18:42	

LABORATORY CONTROL SAMPLE: 3565521

Parameter	Units	Spike Conc.	LCS Result	LCS % Rec	% Rec Limits	Qualifiers
Lead	ug/L	50	49.7	99	80-120	

MATRIX SPIKE & MATRIX SPIKE DUPLICATE: 3565522 3565523

Parameter	Units	92590512001 Result	MS Spike Conc.	MSD Spike Conc.	MS Result	MSD Result	MS % Rec	MSD % Rec	% Rec Limits	RPD	Max RPD	Qual
Lead	ug/L	19.7J	50	50	73.2	74.5	107	110	75-125	2	20	

Results presented on this page are in the units indicated by the "Units" column except where an alternate unit is presented to the right of the result.

This report shall not be reproduced, except in full,
without the written consent of Pace Analytical Services, LLC.

Pace Analytical Services, LLC
9800 Kincey Ave. Suite 100
Huntersville, NC 28078
(704)875-9092

QUALITY CONTROL DATA

Project: CPC Huntersville-60674226
Pace Project No.: 92590516

QC Batch: 681605
QC Batch Method: EPA 3010A
Analysis Method: EPA 6020B
Analysis Description: 6020 MET
Laboratory: Pace Analytical Services - Asheville
Associated Lab Samples: 92590516005, 92590516006, 92590516007, 92590516008

METHOD BLANK: 3565525
Matrix: Water
Associated Lab Samples: 92590516005, 92590516006, 92590516007, 92590516008

Parameter	Units	Blank Result	Reporting Limit	MDL	Analyzed	Qualifiers
Lead	ug/L	ND	5.0	0.077	03/01/22 21:02	

LABORATORY CONTROL SAMPLE: 3565526

Parameter	Units	Spike Conc.	LCS Result	LCS % Rec	% Rec Limits	Qualifiers
Lead	ug/L	50	49.1	98	80-120	

MATRIX SPIKE & MATRIX SPIKE DUPLICATE: 3565527 3565528

Parameter	Units	92590516005 Result	MS Spike Conc.	MSD Spike Conc.	MS Result	MSD Result	MS % Rec	MSD % Rec	% Rec Limits	RPD	Max RPD	Qual
Lead	ug/L	ND	50	50	48.9	49.5	98	99	75-125	1	20	

Results presented on this page are in the units indicated by the "Units" column except where an alternate unit is presented to the right of the result.

REPORT OF LABORATORY ANALYSIS

This report shall not be reproduced, except in full,
without the written consent of Pace Analytical Services, LLC.

Pace Analytical Services, LLC
9800 Kincey Ave. Suite 100
Huntersville, NC 28078
(704)875-9092

QUALITY CONTROL DATA

Project: CPC Huntersville-60674226
Pace Project No.: 92590516

QC Batch: 681476
QC Batch Method: SM 6200B
Analysis Method: SM 6200B
Analysis Description: 6200B MSV
Laboratory: Pace Analytical Services - Charlotte
Associated Lab Samples: 92590516001, 92590516002, 92590516003, 92590516004, 92590516005, 92590516006, 92590516007, 92590516008, 92590516009

METHOD BLANK: 3565098
Matrix: Water
Associated Lab Samples: 92590516001, 92590516002, 92590516003, 92590516004, 92590516005, 92590516006, 92590516007, 92590516008, 92590516009

Parameter	Units	Blank Result	Reporting Limit	MDL	Analyzed	Qualifiers
1,1,1,2-Tetrachloroethane	ug/L	ND	0.50	0.31	03/01/22 14:18	
1,1,1-Trichloroethane	ug/L	ND	0.50	0.33	03/01/22 14:18	
1,1,2,2-Tetrachloroethane	ug/L	ND	0.50	0.22	03/01/22 14:18	
1,1,2-Trichloroethane	ug/L	ND	0.50	0.32	03/01/22 14:18	
1,1-Dichloroethane	ug/L	ND	0.50	0.37	03/01/22 14:18	
1,1-Dichloroethene	ug/L	ND	0.50	0.35	03/01/22 14:18	
1,1-Dichloropropene	ug/L	ND	0.50	0.43	03/01/22 14:18	
1,2,3-Trichlorobenzene	ug/L	ND	2.0	0.81	03/01/22 14:18	
1,2,3-Trichloropropane	ug/L	ND	0.50	0.26	03/01/22 14:18	
1,2,4-Trichlorobenzene	ug/L	ND	2.0	0.64	03/01/22 14:18	
1,2,4-Trimethylbenzene	ug/L	ND	0.50	0.50	03/01/22 14:18	
1,2-Dibromo-3-chloropropane	ug/L	ND	1.0	0.34	03/01/22 14:18	
1,2-Dibromoethane (EDB)	ug/L	ND	0.50	0.27	03/01/22 14:18	
1,2-Dichlorobenzene	ug/L	ND	0.50	0.34	03/01/22 14:18	
1,2-Dichloroethane	ug/L	ND	0.50	0.32	03/01/22 14:18	
1,2-Dichloropropane	ug/L	ND	0.50	0.36	03/01/22 14:18	
1,3,5-Trimethylbenzene	ug/L	ND	0.50	0.33	03/01/22 14:18	
1,3-Dichlorobenzene	ug/L	ND	0.50	0.34	03/01/22 14:18	
1,3-Dichloropropane	ug/L	ND	0.50	0.28	03/01/22 14:18	
1,4-Dichlorobenzene	ug/L	ND	0.50	0.33	03/01/22 14:18	
2,2-Dichloropropane	ug/L	ND	0.50	0.39	03/01/22 14:18	
2-Chlorotoluene	ug/L	ND	0.50	0.32	03/01/22 14:18	
4-Chlorotoluene	ug/L	ND	0.50	0.32	03/01/22 14:18	
Benzene	ug/L	ND	0.50	0.34	03/01/22 14:18	
Bromobenzene	ug/L	ND	0.50	0.29	03/01/22 14:18	
Bromochloromethane	ug/L	ND	0.50	0.47	03/01/22 14:18	
Bromodichloromethane	ug/L	ND	0.50	0.31	03/01/22 14:18	
Bromoform	ug/L	ND	0.50	0.34	03/01/22 14:18	
Bromomethane	ug/L	ND	5.0	1.7	03/01/22 14:18	IH
Carbon tetrachloride	ug/L	ND	0.50	0.33	03/01/22 14:18	
Chlorobenzene	ug/L	ND	0.50	0.28	03/01/22 14:18	
Chloroethane	ug/L	ND	1.0	0.65	03/01/22 14:18	
Chloroform	ug/L	ND	0.50	0.35	03/01/22 14:18	
Chloromethane	ug/L	ND	1.0	0.54	03/01/22 14:18	
cis-1,2-Dichloroethene	ug/L	ND	0.50	0.38	03/01/22 14:18	
cis-1,3-Dichloropropene	ug/L	ND	0.50	0.36	03/01/22 14:18	
Dibromochloromethane	ug/L	ND	0.50	0.36	03/01/22 14:18	
Dibromomethane	ug/L	ND	0.50	0.39	03/01/22 14:18	
Dichlorodifluoromethane	ug/L	ND	0.50	0.35	03/01/22 14:18	

Results presented on this page are in the units indicated by the "Units" column except where an alternate unit is presented to the right of the result.

This report shall not be reproduced, except in full,
without the written consent of Pace Analytical Services, LLC.

Pace Analytical Services, LLC
9800 Kincey Ave. Suite 100
Huntersville, NC 28078
(704)875-9092

QUALITY CONTROL DATA

Project: CPC Huntersville-60674226
Pace Project No.: 92590516

METHOD BLANK: 3565098 Matrix: Water

Associated Lab Samples: 92590516001, 92590516002, 92590516003, 92590516004, 92590516005, 92590516006, 92590516007, 92590516008, 92590516009

Parameter	Units	Blank Result	Reporting Limit	MDL	Analyzed	Qualifiers
Diisopropyl ether	ug/L	ND	0.50	0.31	03/01/22 14:18	
Ethylbenzene	ug/L	ND	0.50	0.30	03/01/22 14:18	
Hexachloro-1,3-butadiene	ug/L	ND	2.0	1.5	03/01/22 14:18	
Isopropylbenzene (Cumene)	ug/L	ND	0.50	0.33	03/01/22 14:18	
m&p-Xylene	ug/L	ND	1.0	0.71	03/01/22 14:18	
Methyl-tert-butyl ether	ug/L	ND	0.50	0.42	03/01/22 14:18	
Methylene Chloride	ug/L	ND	2.0	2.0	03/01/22 14:18	
n-Butylbenzene	ug/L	ND	0.50	0.49	03/01/22 14:18	
n-Propylbenzene	ug/L	ND	0.50	0.34	03/01/22 14:18	
Naphthalene	ug/L	ND	2.0	0.64	03/01/22 14:18	
o-Xylene	ug/L	ND	0.50	0.34	03/01/22 14:18	
sec-Butylbenzene	ug/L	ND	0.50	0.40	03/01/22 14:18	
Styrene	ug/L	ND	0.50	0.29	03/01/22 14:18	
tert-Butylbenzene	ug/L	ND	0.50	0.32	03/01/22 14:18	
Tetrachloroethene	ug/L	ND	0.50	0.29	03/01/22 14:18	
Toluene	ug/L	ND	0.50	0.48	03/01/22 14:18	
trans-1,2-Dichloroethene	ug/L	ND	0.50	0.40	03/01/22 14:18	
trans-1,3-Dichloropropene	ug/L	ND	0.50	0.36	03/01/22 14:18	
Trichloroethene	ug/L	ND	0.50	0.38	03/01/22 14:18	
Trichlorofluoromethane	ug/L	ND	1.0	0.30	03/01/22 14:18	
Vinyl chloride	ug/L	ND	1.0	0.39	03/01/22 14:18	
1,2-Dichloroethane-d4 (S)	%	97	70-130		03/01/22 14:18	
4-Bromofluorobenzene (S)	%	97	70-130		03/01/22 14:18	
Toluene-d8 (S)	%	101	70-130		03/01/22 14:18	

LABORATORY CONTROL SAMPLE: 3565099

Parameter	Units	Spike Conc.	LCS Result	LCS % Rec	% Rec Limits	Qualifiers
1,1,1,2-Tetrachloroethane	ug/L	50	53.1	106	60-140	
1,1,1-Trichloroethane	ug/L	50	46.6	93	60-140	
1,1,2,2-Tetrachloroethane	ug/L	50	52.9	106	60-140	
1,1,2-Trichloroethane	ug/L	50	52.2	104	60-140	
1,1-Dichloroethane	ug/L	50	46.3	93	60-140	
1,1-Dichloroethene	ug/L	50	42.5	85	60-140	
1,1-Dichloropropene	ug/L	50	45.3	91	60-140	
1,2,3-Trichlorobenzene	ug/L	50	53.3	107	60-140	
1,2,3-Trichloropropane	ug/L	50	52.4	105	60-140	
1,2,4-Trichlorobenzene	ug/L	50	53.2	106	60-140	
1,2,4-Trimethylbenzene	ug/L	50	48.7	97	60-140	
1,2-Dibromo-3-chloropropane	ug/L	50	61.6	123	60-140	
1,2-Dibromoethane (EDB)	ug/L	50	52.7	105	60-140	
1,2-Dichlorobenzene	ug/L	50	49.1	98	60-140	
1,2-Dichloroethane	ug/L	50	47.8	96	60-140	

Results presented on this page are in the units indicated by the "Units" column except where an alternate unit is presented to the right of the result.

This report shall not be reproduced, except in full,
without the written consent of Pace Analytical Services, LLC.

Pace Analytical Services, LLC
9800 Kincey Ave. Suite 100
Huntersville, NC 28078
(704)875-9092

QUALITY CONTROL DATA

Project: CPC Huntersville-60674226
Pace Project No.: 92590516

LABORATORY CONTROL SAMPLE: 3565099

Parameter	Units	Spike Conc.	LCS Result	LCS % Rec	% Rec Limits	Qualifiers
1,2-Dichloropropane	ug/L	50	49.5	99	60-140	
1,3,5-Trimethylbenzene	ug/L	50	49.0	98	60-140	
1,3-Dichlorobenzene	ug/L	50	50.6	101	60-140	
1,3-Dichloropropane	ug/L	50	50.2	100	60-140	
1,4-Dichlorobenzene	ug/L	50	49.0	98	60-140	
2,2-Dichloropropane	ug/L	50	45.3	91	60-140	
2-Chlorotoluene	ug/L	50	49.6	99	60-140	
4-Chlorotoluene	ug/L	50	48.2	96	60-140	
Benzene	ug/L	50	45.6	91	60-140	
Bromobenzene	ug/L	50	49.1	98	60-140	
Bromochloromethane	ug/L	50	49.8	100	60-140	
Bromodichloromethane	ug/L	50	52.4	105	60-140	
Bromoform	ug/L	50	57.4	115	60-140	
Bromomethane	ug/L	50	62.3	125	60-140	IH
Carbon tetrachloride	ug/L	50	47.5	95	60-140	
Chlorobenzene	ug/L	50	49.4	99	60-140	
Chloroethane	ug/L	50	37.3	75	60-140	
Chloroform	ug/L	50	45.1	90	60-140	
Chloromethane	ug/L	50	47.7	95	60-140	
cis-1,2-Dichloroethene	ug/L	50	46.5	93	60-140	
cis-1,3-Dichloropropene	ug/L	50	51.9	104	60-140	
Dibromochloromethane	ug/L	50	53.9	108	60-140	
Dibromomethane	ug/L	50	52.1	104	60-140	
Dichlorodifluoromethane	ug/L	50	56.7	113	60-140	
Diisopropyl ether	ug/L	50	44.0	88	60-140	
Ethylbenzene	ug/L	50	48.1	96	60-140	
Hexachloro-1,3-butadiene	ug/L	50	58.9	118	60-140	
Isopropylbenzene (Cumene)	ug/L	50	50.1	100	60-140	
m&p-Xylene	ug/L	100	96.9	97	60-140	
Methyl-tert-butyl ether	ug/L	50	45.7	91	60-140	
Methylene Chloride	ug/L	50	49.1	98	60-140	
n-Butylbenzene	ug/L	50	48.1	96	60-140	
n-Propylbenzene	ug/L	50	48.5	97	60-140	
Naphthalene	ug/L	50	52.4	105	60-140	
o-Xylene	ug/L	50	50.6	101	60-140	
sec-Butylbenzene	ug/L	50	48.8	98	60-140	
Styrene	ug/L	50	52.4	105	60-140	
tert-Butylbenzene	ug/L	50	42.5	85	60-140	
Tetrachloroethene	ug/L	50	48.5	97	60-140	
Toluene	ug/L	50	47.1	94	60-140	
trans-1,2-Dichloroethene	ug/L	50	46.0	92	60-140	
trans-1,3-Dichloropropene	ug/L	50	52.7	105	60-140	
Trichloroethene	ug/L	50	47.4	95	60-140	
Trichlorofluoromethane	ug/L	50	39.1	78	60-140	
Vinyl chloride	ug/L	50	48.2	96	60-140	
1,2-Dichloroethane-d4 (S)	%			94	70-130	
4-Bromofluorobenzene (S)	%			101	70-130	

Results presented on this page are in the units indicated by the "Units" column except where an alternate unit is presented to the right of the result.

This report shall not be reproduced, except in full,
without the written consent of Pace Analytical Services, LLC.

Pace Analytical Services, LLC
9800 Kincey Ave. Suite 100
Huntersville, NC 28078
(704)875-9092

QUALITY CONTROL DATA

Project: CPC Huntersville-60674226
Pace Project No.: 92590516

LABORATORY CONTROL SAMPLE: 3565099

Parameter	Units	Spike Conc.	LCS Result	LCS % Rec	% Rec Limits	Qualifiers
Toluene-d8 (S)	%			101	70-130	

MATRIX SPIKE & MATRIX SPIKE DUPLICATE: 3565100 3565101

Parameter	Units	92590516006 Result	MS Spike Conc.	MSD Spike Conc.	MS Result	MSD Result	MS % Rec	MSD % Rec	% Rec Limits	RPD	Max RPD	Qual
1,1,1,2-Tetrachloroethane	ug/L	ND	20	20	20.7	23.0	103	115	60-140	11	30	
1,1,1-Trichloroethane	ug/L	ND	20	20	19.3	21.5	97	107	60-140	11	30	
1,1,2,2-Tetrachloroethane	ug/L	ND	20	20	19.3	21.9	97	110	60-140	13	30	
1,1,2-Trichloroethane	ug/L	ND	20	20	19.9	21.7	99	109	60-140	9	30	
1,1-Dichloroethane	ug/L	ND	20	20	18.3	20.1	92	101	60-140	9	30	
1,1-Dichloroethene	ug/L	ND	20	20	17.0	19.6	85	98	60-140	14	30	
1,1-Dichloropropene	ug/L	ND	20	20	19.0	21.5	95	108	60-140	13	30	
1,2,3-Trichlorobenzene	ug/L	ND	20	20	20.5	21.9	103	109	60-140	6	30	
1,2,3-Trichloropropane	ug/L	ND	20	20	19.1	20.0	96	100	60-140	5	30	
1,2,4-Trichlorobenzene	ug/L	ND	20	20	20.2	22.3	101	111	60-140	10	30	
1,2,4-Trimethylbenzene	ug/L	ND	20	20	18.7	20.6	94	103	60-140	10	30	
1,2-Dibromo-3-chloropropane	ug/L	ND	20	20	21.0	23.6	105	118	60-140	12	30	
1,2-Dibromoethane (EDB)	ug/L	ND	20	20	19.4	21.8	97	109	60-140	12	30	
1,2-Dichlorobenzene	ug/L	ND	20	20	17.9	19.8	90	99	60-140	10	30	
1,2-Dichloroethane	ug/L	ND	20	20	18.1	20.1	91	100	60-140	10	30	
1,2-Dichloropropane	ug/L	ND	20	20	19.4	21.6	97	108	60-140	11	30	
1,3,5-Trimethylbenzene	ug/L	ND	20	20	18.8	21.1	94	105	60-140	11	30	
1,3-Dichlorobenzene	ug/L	ND	20	20	18.9	21.1	95	106	60-140	11	30	
1,3-Dichloropropane	ug/L	ND	20	20	19.0	21.7	95	109	60-140	13	30	
1,4-Dichlorobenzene	ug/L	ND	20	20	18.1	20.4	91	102	60-140	12	30	
2,2-Dichloropropane	ug/L	ND	20	20	19.2	20.9	96	105	60-140	8	30	
2-Chlorotoluene	ug/L	ND	20	20	18.8	20.8	94	104	60-140	10	30	
4-Chlorotoluene	ug/L	ND	20	20	18.1	20.0	90	100	60-140	10	30	
Benzene	ug/L	ND	20	20	18.4	20.7	92	104	60-140	12	30	
Bromobenzene	ug/L	ND	20	20	18.5	20.8	93	104	60-140	11	30	
Bromochloromethane	ug/L	ND	20	20	18.9	20.5	95	103	60-140	8	30	
Bromodichloromethane	ug/L	ND	20	20	20.1	22.2	101	111	60-140	10	30	
Bromoform	ug/L	ND	20	20	20.8	23.1	104	116	60-140	11	30	
Bromomethane	ug/L	ND	20	20	24.9	25.3	124	127	60-140	2	30	IH
Carbon tetrachloride	ug/L	ND	20	20	19.5	22.4	98	112	60-140	14	30	
Chlorobenzene	ug/L	ND	20	20	19.2	21.8	96	109	60-140	13	30	
Chloroethane	ug/L	ND	20	20	17.4	18.4	87	92	60-140	6	30	
Chloroform	ug/L	ND	20	20	18.0	20.2	90	101	60-140	11	30	
Chloromethane	ug/L	ND	20	20	13.8	14.9	69	75	60-140	8	30	
cis-1,2-Dichloroethene	ug/L	ND	20	20	18.5	20.6	93	103	60-140	11	30	
cis-1,3-Dichloropropene	ug/L	ND	20	20	20.2	22.4	101	112	60-140	10	30	
Dibromochloromethane	ug/L	ND	20	20	19.8	22.9	99	115	60-140	15	30	
Dibromomethane	ug/L	ND	20	20	20.1	22.2	101	111	60-140	10	30	

Results presented on this page are in the units indicated by the "Units" column except where an alternate unit is presented to the right of the result.

REPORT OF LABORATORY ANALYSIS

This report shall not be reproduced, except in full,
without the written consent of Pace Analytical Services, LLC.

Pace Analytical Services, LLC
9800 Kincey Ave. Suite 100
Huntersville, NC 28078
(704)875-9092

QUALITY CONTROL DATA

Project: CPC Huntersville-60674226
Pace Project No.: 92590516

MATRIX SPIKE & MATRIX SPIKE DUPLICATE: 3565100 3565101

Parameter	Units	92590516006 Result	MS Spike Conc.	MSD Spike Conc.	MS Result	MSD Result	MS % Rec	MSD % Rec	% Rec Limits	RPD	Max RPD	Qual
Dichlorodifluoromethane	ug/L	ND	20	20	8.5	10.8	42	54	60-140	24	30	M1
Diisopropyl ether	ug/L	ND	20	20	17.0	19.0	85	95	60-140	11	30	
Ethylbenzene	ug/L	ND	20	20	18.9	21.5	95	108	60-140	13	30	
Hexachloro-1,3-butadiene	ug/L	ND	20	20	27.5	27.5	138	138	60-140	0	30	
Isopropylbenzene (Cumene)	ug/L	ND	20	20	19.5	22.4	98	112	60-140	14	30	
m&p-Xylene	ug/L	ND	40	40	38.1	43.0	95	108	60-140	12	30	
Methyl-tert-butyl ether	ug/L	ND	20	20	17.3	19.7	86	99	60-140	13	30	
Methylene Chloride	ug/L	ND	20	20	18.5	20.6	92	103	60-140	11	30	
n-Butylbenzene	ug/L	ND	20	20	19.7	21.6	99	108	60-140	9	30	
n-Propylbenzene	ug/L	ND	20	20	19.1	21.6	95	108	60-140	12	30	
Naphthalene	ug/L	ND	20	20	18.6	19.8	93	99	60-140	6	30	
o-Xylene	ug/L	ND	20	20	20.0	22.5	100	112	60-140	12	30	
sec-Butylbenzene	ug/L	ND	20	20	19.7	22.1	99	110	60-140	11	30	
Styrene	ug/L	ND	20	20	19.6	22.0	98	110	60-140	12	30	
tert-Butylbenzene	ug/L	ND	20	20	16.7	18.8	84	94	60-140	12	30	
Tetrachloroethene	ug/L	ND	20	20	19.3	22.2	97	111	60-140	14	30	
Toluene	ug/L	ND	20	20	18.9	21.1	94	106	60-140	11	30	
trans-1,2-Dichloroethene	ug/L	ND	20	20	18.5	20.3	92	102	60-140	10	30	
trans-1,3-Dichloropropene	ug/L	ND	20	20	20.2	22.3	101	112	60-140	10	30	
Trichloroethene	ug/L	ND	20	20	19.5	21.5	98	107	60-140	10	30	
Trichlorofluoromethane	ug/L	ND	20	20	15.2	17.7	76	88	60-140	15	30	
Vinyl chloride	ug/L	ND	20	20	14.4	16.4	72	82	60-140	13	30	
1,2-Dichloroethane-d4 (S)	%						95	95	70-130			
4-Bromofluorobenzene (S)	%						99	100	70-130			
Toluene-d8 (S)	%						102	101	70-130			

Results presented on this page are in the units indicated by the "Units" column except where an alternate unit is presented to the right of the result.

This report shall not be reproduced, except in full,
without the written consent of Pace Analytical Services, LLC.

Pace Analytical Services, LLC
9800 Kincey Ave. Suite 100
Huntersville, NC 28078
(704)875-9092

QUALIFIERS

Project: CPC Huntersville-60674226
Pace Project No.: 92590516

DEFINITIONS

DF - Dilution Factor, if reported, represents the factor applied to the reported data due to dilution of the sample aliquot.

ND - Not Detected at or above adjusted reporting limit.

TNTC - Too Numerous To Count

J - Estimated concentration above the adjusted method detection limit and below the adjusted reporting limit.

MDL - Adjusted Method Detection Limit.

PQL - Practical Quantitation Limit.

RL - Reporting Limit - The lowest concentration value that meets project requirements for quantitative data with known precision and bias for a specific analyte in a specific matrix.

S - Surrogate

1,2-Diphenylhydrazine decomposes to and cannot be separated from Azobenzene using Method 8270. The result for each analyte is a combined concentration.

Consistent with EPA guidelines, unrounded data are displayed and have been used to calculate % recovery and RPD values.

LCS(D) - Laboratory Control Sample (Duplicate)

MS(D) - Matrix Spike (Duplicate)

DUP - Sample Duplicate

RPD - Relative Percent Difference

NC - Not Calculable.

SG - Silica Gel - Clean-Up

U - Indicates the compound was analyzed for, but not detected.

Acid preservation may not be appropriate for 2 Chloroethylvinyl ether.

A separate vial preserved to a pH of 4-5 is recommended in SW846 Chapter 4 for the analysis of Acrolein and Acrylonitrile by EPA Method 8260.

N-Nitrosodiphenylamine decomposes and cannot be separated from Diphenylamine using Method 8270. The result reported for each analyte is a combined concentration.

Reported results are not rounded until the final step prior to reporting. Therefore, calculated parameters that are typically reported as "Total" may vary slightly from the sum of the reported component parameters.

Pace Analytical is TNI accredited. Contact your Pace PM for the current list of accredited analytes.

TNI - The NELAC Institute.

ANALYTE QUALIFIERS

IH	This analyte exceeded secondary source verification criteria high for the initial calibration. The reported results should be considered an estimated value.
M1	Matrix spike recovery exceeded QC limits. Batch accepted based on laboratory control sample (LCS) recovery.
N2	The lab does not hold NELAC/TNI accreditation for this parameter but other accreditations/certifications may apply. A complete list of accreditations/certifications is available upon request.

This report shall not be reproduced, except in full,
without the written consent of Pace Analytical Services, LLC.

Pace Analytical Services, LLC
9800 Kincey Ave. Suite 100
Huntersville, NC 28078
(704)875-9092

QUALITY CONTROL DATA CROSS REFERENCE TABLE

Project: CPC Huntersville-60674226
Pace Project No.: 92590516

Lab ID	Sample ID	QC Batch Method	QC Batch	Analytical Method	Analytical Batch
92590516001	**MW-64**	MADEP VPH	681733		
92590516002	**MW-74**	MADEP VPH	681733		
92590516003	**MW-65**	MADEP VPH	682043		
92590516004	**MW-70**	MADEP VPH	682043		
92590516005	**MW-65D**	MADEP VPH	682043		
92590516006	**MW-75**	MADEP VPH	682043		
92590516007	**EB-1-20220228**	MADEP VPH	682043		
92590516008	**DUP-1-20220228**	MADEP VPH	682043		
92590516001	**MW-64**	EPA 3010A	681604	EPA 6020B	681626
92590516002	**MW-74**	EPA 3010A	681604	EPA 6020B	681626
92590516003	**MW-65**	EPA 3010A	681604	EPA 6020B	681626
92590516004	**MW-70**	EPA 3010A	681604	EPA 6020B	681626
92590516005	**MW-65D**	EPA 3010A	681605	EPA 6020B	681627
92590516006	**MW-75**	EPA 3010A	681605	EPA 6020B	681627
92590516007	**EB-1-20220228**	EPA 3010A	681605	EPA 6020B	681627
92590516008	**DUP-1-20220228**	EPA 3010A	681605	EPA 6020B	681627
92590516001	**MW-64**	SM 6200B	681476		
92590516002	**MW-74**	SM 6200B	681476		
92590516003	**MW-65**	SM 6200B	681476		
92590516004	**MW-70**	SM 6200B	681476		
92590516005	**MW-65D**	SM 6200B	681476		
92590516006	**MW-75**	SM 6200B	681476		
92590516007	**EB-1-20220228**	SM 6200B	681476		
92590516008	**DUP-1-20220228**	SM 6200B	681476		
92590516009	**TRIP BLANK**	SM 6200B	681476		

This report shall not be reproduced, except in full,
without the written consent of Pace Analytical Services, LLC.

Pace Analytical®	Document Name: **Sample Condition Upon Receipt (SCUR)**	Document Revised: November 15, 2021 Page 1 of 2
	Document No.: **F-CAR-CS-033-Rev.08**	Issuing Authority: Pace Carolinas Quality Office

Laboratory receiving samples:
Asheville ☐ **Eden** ☐ **Greenwood** ☐ **Huntersville** ☑ **Raleigh** ☐ **Mechanicsville** ☐ **Atlanta** ☐ **Kernersville** ☐

Sample Condition Upon Receipt

Client Name: AECOM

Project # WO# : 92590516

92590516

Courier: ☐ Commercial ☐ Fed Ex ☐ UPS ☐ USPS ☐ Pace ☐ Other:____ ☑ Client

Custody Seal Present? ☐ Yes ☑ No **Seals Intact?** ☐ Yes ☑ No

Date/Initials Person Examining Contents: MS 2/28/22

Packing Material: ☐ Bubble Wrap ☑ Bubble Bags ☐ None ☐ Other

Biological Tissue Frozen? ☐ Yes ☐ No ☑ N/A

Thermometer ☑ IR Gun ID: 92TOCH **Type of Ice:** ☑ Wet ☐ Blue ☐ None

Cooler Temp: 2.9 **Correction Factor:** Add/Subtract (°C) 0

Temp should be above freezing to 6°C
☐ Samples out of temp criteria. Samples on ice, cooling process has begun

Cooler Temp Corrected (°C): 2.9

USDA Regulated Soil (☐ N/A, water sample)

Did samples originate in a quarantine zone within the United States: CA, NY, or SC (check maps)? ☐ Yes ☐ No

Did samples originate from a foreign source (internationally, including Hawaii and Puerto Rico)? ☐ Yes ☐ No

				Comments/Discrepancy:
Chain of Custody Present?	☑ Yes	☐ No	☐ N/A	1.
Samples Arrived within Hold Time?	☑ Yes	☐ No	☐ N/A	2.
Short Hold Time Analysis (<72 hr.)?	☐ Yes	☑ No	☐ N/A	3.
Rush Turn Around Time Requested?	☑ Yes	☐ No	☐ N/A	4.
Sufficient Volume?	☑ Yes	☐ No	☐ N/A	5.
Correct Containers Used?	☑ Yes	☐ No	☐ N/A	6.
-Pace Containers Used?	☑ Yes	☐ No	☐ N/A	
Containers Intact?	☑ Yes	☐ No	☐ N/A	7.
Dissolved analysis: Samples Field Filtered?	☐ Yes	☐ No	☑ N/A	8.
Sample Labels Match COC?	☑ Yes	☐ No	☐ N/A	9.
-Includes Date/Time/ID/Analysis Matrix: WT				
Headspace in VOA Vials (>5-6mm)?	☐ Yes	☑ No	☐ N/A	10.
Trip Blank Present?	☑ Yes	☐ No	☐ N/A	11.
Trip Blank Custody Seals Present?	☑ Yes	☐ No	☐ N/A	

COMMENTS/SAMPLE DISCREPANCY

Field Data Required? ☐ Yes ☐ No

Lot ID of split containers:

CLIENT NOTIFICATION/RESOLUTION

Person contacted: _____ Date/Time: _____

Project Manager SCURF Review: _____ **Date:** _____

Project Manager SRF Review: _____ **Date:** _____

Pace Analytical	Document Name: Sample Condition Upon Receipt (SCUR)	Document Revised: November 15, 2021 Page 2 of 2
	Document No.: F-CAR-CS-033-Rev.08	Issuing Authority: Pace Carolinas Quality Office

***Check mark top half of box if pH and/or dechlorination is verified and within the acceptance range for preservation samples.**

Exceptions: VOA, Coliform, TOC, Oil and Grease, DRO/8015 (water) DOC, LLHg

****Bottom half of box is to list number of bottles**

Project # **WO# : 92590516**

PM: BV Due Date: 03/03/22

CLIENT: 92-AECOM CHA

Item#	BP4U-125 mL Plastic Unpreserved (N/A) (Cl-)	BP3U-250 mL Plastic Unpreserved (N/A)	BP2U-500 mL Plastic Unpreserved (N/A)	BP1U-1 liter Plastic Unpreserved (N/A)	BP4S-125 mL Plastic H2SO4 (pH < 2) (Cl-)	BP3N-250 mL plastic HNO3 (pH < 2)	BP4Z-125 mL Plastic ZN Acetate & NaOH (>9)	BP4B-125 mL Plastic NaOH (pH > 12) (Cl-)	WGFU-Wide-mouthed Glass jar Unpreserved	AG1U-1 liter Amber Unpreserved (N/A) (Cl-)	AG1H-1 liter Amber HCl (pH < 2)	AG3U-250 mL Amber Unpreserved (N/A) (Cl-)	AG1S-1 liter Amber H2SO4 (pH < 2)	AG3S-250 mL Amber H2SO4 (pH < 2)	AG3A(DG3A)-250 mL Amber NH4Cl (N/A)(Cl-)	DG9H-40 mL VOA HCl (N/A)	VG9T-40 mL VOA Na2S2O3 (N/A)	VG9U-40 mL VOA Unpreserved (N/A)	DG9P-40 mL VOA H3PO4 (N/A)	VOAK (3 vials per kit)-5035 kit (N/A)	V/GK (3 vials per kit)-VPH/Gas kit (N/A)	SPST-125 mL Sterile Plastic (N/A – lab)	SP2T-250 mL Sterile Plastic (N/A – lab)		BP3A-250 mL Plastic (NH2)2SO4 (9.3-9.7)	AG0U-100 mL Amber Unpreserved vials (N/A)	VSGU-20 mL Scintillation vials (N/A)	DG9U-40 mL Amber Unpreserved vials (N/A)
1						1 ✓										6												
2						1 ✓										6												
3						1 ✓										6												
4						1 ✓										6												
5						1 ✓										6												
6						1 ✓										6												
7						1 ✓										6												
8						1 ✓										6												
9																2												
10																												
11																												
12																												

pH Adjustment Log for Preserved Samples

Sample ID	Type of Preservative	pH upon receipt	Date preservation adjusted	Time preservation adjusted	Amount of Preservative added	Lot #

Note: Whenever there is a discrepancy affecting North Carolina compliance samples, a copy of this form will be sent to the North Carolina DEHNR Certification Office (i.e. Out of hold, incorrect preservative, out of temp, incorrect containers.

Red

Pace Analytical
WWW.PACELABS.COM

CHAIN-OF-CUSTODY / Analytical Request Document

The Chain-of-Custody is a LEGAL DOCUMENT. All relevant fields must be completed accurately.

Submitting a sample via this chain of custody constitutes acknowledgment and acceptance of the Pace Terms and Conditions found at https://info.pacelabs.com/hubfs/pas-standard-terms.pdf.

Page : 1 Of 1

Section A Required Client Information:	Section B Required Project Information:	Section C Invoice Information:
Company: AECOM	Report To: Andrew Wreschnig	Attention:
Address: 6000 Fairview Road	Copy To:	Company Name:
Suite 200, Charlotte, NC 28226		Address:
Email: andrew.wreschnig@aecom.com	Purchase Order #:	Pace Quote:
Phone: (704)522-0330 Fax:	Project Name: CPC Huntersville ~~60659876~~	Pace Project Manager: bonnie.vang@pacelabs.com,
Requested Due Date: 3-Day TAT	Project #: 60674226	Pace Profile #: 12518-3

Regulatory Agency	State / Location
	NC

Requested Analysis Filtered (Y/N)

ITEM #	SAMPLE ID (One Character per box. (A-Z, 0-9 / , -) Sample Ids must be unique)	MATRIX CODE (see valid codes to left)	SAMPLE TYPE (G=GRAB C=COMP)	COLLECTED START DATE	COLLECTED START TIME	COLLECTED END DATE	COLLECTED END TIME	SAMPLE TEMP AT COLLECTION	# OF CONTAINERS	Preservatives: Unpreserved	H2SO4	HNO3	HCl	NaOH	Na2S2O3	Methanol	Other	Analyses Test (Y/N)	6200	VPH	Lead, Total	Trip BLANK	DI Water	Residual Chlorine (Y/N)	92590516
1	MW-64	WT	G	2/28/22	0915				8			1	7						X	X	X				001
2	MW-74				0930																				002
3	MW-65				1100																				003
4	MW-70				1045																				004
5	MW-65D				1230																				005
6	MW-75				1400																				006
7	EB-1-20220228				1330																				007
8	DUP-1-20220228				--																				008
9	Trip Blank	Lab Provided																				X			009
10																									
11																									
12																									

ADDITIONAL COMMENTS	RELINQUISHED BY / AFFILIATION	DATE	TIME	ACCEPTED BY / AFFILIATION	DATE	TIME	SAMPLE CONDITIONS: TEMP in C	Received on Ice (Y/N)	Custody Sealed Cooler (Y/N)	Samples Intact (Y/N)
3-Day TAT	Mike de Kozlowski / AECOM	2/28/22	1600	JKL Pace	2/28/22	1600	2.9	Y	N	Y

SAMPLER NAME AND SIGNATURE

PRINT Name of SAMPLER: Mike de Kozlowski

SIGNATURE of SAMPLER: Mike de Kozlowski DATE Signed: 2/28/22

Pace Analytical Services, LLC
9800 Kincey Ave. Suite 100
Huntersville, NC 28078
(704)875-9092

March 04, 2022

Andrew Wreschnig
AECOM
6000 Fairview Road
Suite 200
Charlotte, NC 28210

RE: Project: CPC Huntersville-60674226
Pace Project No.: 92590778

Dear Andrew Wreschnig:

Enclosed are the analytical results for sample(s) received by the laboratory on March 01, 2022. The results relate only to the samples included in this report. Results reported herein conform to the applicable TNI/NELAC Standards and the laboratory's Quality Manual, where applicable, unless otherwise noted in the body of the report.

The test results provided in this final report were generated by each of the following laboratories within the Pace Network:

- Pace Analytical Services - Asheville
- Pace Analytical Services - Charlotte

If you have any questions concerning this report, please feel free to contact me.

Sincerely,

Bonnie Vang

Bonnie Vang
bonnie.vang@pacelabs.com
(704)875-9092
Project Manager

Enclosures

cc: Teresa Amentt Jennings, AECOM
Jeff Morrison, Colonial Pipeline Company

This report shall not be reproduced, except in full,
without the written consent of Pace Analytical Services, LLC.

Pace Analytical Services, LLC
9800 Kincey Ave. Suite 100
Huntersville, NC 28078
(704)875-9092

CERTIFICATIONS

Project: CPC Huntersville-60674226
Pace Project No.: 92590778

Pace Analytical Services Charlotte

South Carolina Laboratory ID: 99006
9800 Kincey Ave. Ste 100, Huntersville, NC 28078
North Carolina Drinking Water Certification #: 37706
North Carolina Field Services Certification #: 5342
North Carolina Wastewater Certification #: 12
South Carolina Laboratory ID: 99006
South Carolina Certification #: 99006001
South Carolina Drinking Water Cert. #: 99006003
Florida/NELAP Certification #: E87627
Kentucky UST Certification #: 84
Louisiana DoH Drinking Water #: LA029
Virginia/VELAP Certification #: 460221

Pace Analytical Services Asheville

2225 Riverside Drive, Asheville, NC 28804
Florida/NELAP Certification #: E87648
North Carolina Drinking Water Certification #: 37712
North Carolina Wastewater Certification #: 40
South Carolina Laboratory ID: 99030
South Carolina Certification #: 99030001
Virginia/VELAP Certification #: 460222

This report shall not be reproduced, except in full,
without the written consent of Pace Analytical Services, LLC.

Pace Analytical Services, LLC
9800 Kincey Ave. Suite 100
Huntersville, NC 28078
(704)875-9092

SAMPLE SUMMARY

Project: CPC Huntersville-60674226
Pace Project No.: 92590778

Lab ID	Sample ID	Matrix	Date Collected	Date Received
92590778001	**MW-28**	Water	03/01/22 09:50	03/01/22 16:30
92590778002	**MW-77**	Water	03/01/22 10:00	03/01/22 16:30
92590778003	**MW-82**	Water	03/01/22 10:40	03/01/22 16:30
92590778004	**MW-79D**	Water	03/01/22 10:55	03/01/22 16:30
92590778005	**MW-78**	Water	03/01/22 10:05	03/01/22 16:30
92590778006	**MW-17**	Water	03/01/22 11:10	03/01/22 16:30
92590778007	**DUP-1-20220301**	Water	03/01/22 00:00	03/01/22 16:30
92590778008	**MW-79**	Water	03/01/22 11:30	03/01/22 16:30
92590778009	**MW-31D**	Water	03/01/22 12:00	03/01/22 16:30
92590778010	**MW-23**	Water	03/01/22 12:15	03/01/22 16:30
92590778011	**MW-21**	Water	03/01/22 13:35	03/01/22 16:30
92590778012	**MW-19**	Water	03/01/22 15:25	03/01/22 16:30
92590778013	**MW-84**	Water	03/01/22 15:25	03/01/22 16:30
92590778014	**MW-16D**	Water	03/01/22 14:20	03/01/22 16:30
92590778015	**MW-83**	Water	03/01/22 12:50	03/01/22 16:30
92590778016	**MW-16**	Water	03/01/22 13:40	03/01/22 16:30
92590778017	**MW-81**	Water	03/01/22 15:20	03/01/22 16:30
92590778018	**MW-80**	Water	03/01/22 13:55	03/01/22 16:30
92590778019	**MW-31**	Water	03/01/22 12:40	03/01/22 16:30
92590778020	**EB-2-20220301**	Water	03/01/22 12:45	03/01/22 16:30
92590778021	**EB-1-20220301**	Water	03/01/22 15:50	03/01/22 16:30
92590778022	**FB-1-20220301**	Water	03/01/22 14:45	03/01/22 16:30
92590778023	**FB-2-20220301**	Water	03/01/22 16:00	03/01/22 16:30
92590778024	**TRIP BLANK**	Water	03/01/22 00:00	03/01/22 16:30
92590778025	**MW-81D**	Water	03/01/22 14:10	03/01/22 16:30

This report shall not be reproduced, except in full,
without the written consent of Pace Analytical Services, LLC.

Pace Analytical Services, LLC
9800 Kincey Ave. Suite 100
Huntersville, NC 28078
(704)875-9092

SAMPLE ANALYTE COUNT

Project: CPC Huntersville-60674226
Pace Project No.: 92590778

Lab ID	Sample ID	Method	Analysts	Analytes Reported	Laboratory
92590778001	**MW-28**	MADEP VPH	MAD	6	PASI-C
		EPA 6020B	CRW	1	PASI-A
		SM 6200B	BSH	63	PASI-C
92590778002	**MW-77**	MADEP VPH	MAD	6	PASI-C
		EPA 6020B	CRW	1	PASI-A
		SM 6200B	BSH	63	PASI-C
92590778003	**MW-82**	MADEP VPH	MAD	6	PASI-C
		EPA 6020B	CRW	1	PASI-A
		SM 6200B	BSH	63	PASI-C
92590778004	**MW-79D**	MADEP VPH	MAD	6	PASI-C
		EPA 6020B	CRW	1	PASI-A
		SM 6200B	BSH	63	PASI-C
92590778005	**MW-78**	MADEP VPH	MAD	6	PASI-C
		EPA 6020B	CRW	1	PASI-A
		SM 6200B	BSH	63	PASI-C
92590778006	**MW-17**	MADEP VPH	MAD	6	PASI-C
		EPA 6020B	CRW	1	PASI-A
		SM 6200B	BSH	63	PASI-C
92590778007	**DUP-1-20220301**	MADEP VPH	MAD	6	PASI-C
		EPA 6020B	CRW	1	PASI-A
		SM 6200B	BSH	63	PASI-C
92590778008	**MW-79**	MADEP VPH	MAD	6	PASI-C
		EPA 6020B	CRW	1	PASI-A
		SM 6200B	BSH	63	PASI-C
92590778009	**MW-31D**	MADEP VPH	MAD	6	PASI-C
		EPA 6020B	CRW	1	PASI-A
		SM 6200B	BSH	63	PASI-C
92590778010	**MW-23**	MADEP VPH	MAD	6	PASI-C
		EPA 6020B	CRW	1	PASI-A
		SM 6200B	BSH	63	PASI-C
92590778011	**MW-21**	MADEP VPH	MAD	6	PASI-C
		EPA 6020B	CRW	1	PASI-A
		SM 6200B	BSH	63	PASI-C
92590778012	**MW-19**	MADEP VPH	MAD	6	PASI-C
		EPA 6020B	CRW	1	PASI-A
		SM 6200B	BSH	63	PASI-C
92590778013	**MW-84**	MADEP VPH	MAD	6	PASI-C

This report shall not be reproduced, except in full,
without the written consent of Pace Analytical Services, LLC.

Pace Analytical Services, LLC
9800 Kincey Ave. Suite 100
Huntersville, NC 28078
(704)875-9092

SAMPLE ANALYTE COUNT

Project: CPC Huntersville-60674226
Pace Project No.: 92590778

Lab ID	Sample ID	Method	Analysts	Analytes Reported	Laboratory
		EPA 6020B	CRW	1	PASI-A
		SM 6200B	BSH	63	PASI-C
92590778014	**MW-16D**	MADEP VPH	MAD	6	PASI-C
		EPA 6020B	CRW	1	PASI-A
		SM 6200B	BSH	63	PASI-C
92590778015	**MW-83**	MADEP VPH	MAD	6	PASI-C
		EPA 6020B	CRW	1	PASI-A
		SM 6200B	BSH	63	PASI-C
92590778016	**MW-16**	MADEP VPH	MAD	6	PASI-C
		EPA 6020B	CRW	1	PASI-A
		SM 6200B	BSH	63	PASI-C
92590778017	**MW-81**	MADEP VPH	MAD	6	PASI-C
		EPA 6020B	CRW	1	PASI-A
		SM 6200B	BSH	63	PASI-C
92590778018	**MW-80**	MADEP VPH	MAD	6	PASI-C
		EPA 6020B	CRW	1	PASI-A
		SM 6200B	CL	63	PASI-C
92590778019	**MW-31**	MADEP VPH	MAD	6	PASI-C
		EPA 6020B	CRW	1	PASI-A
		SM 6200B	CL	63	PASI-C
92590778020	**EB-2-20220301**	MADEP VPH	MAD	6	PASI-C
		EPA 6020B	CRW	1	PASI-A
		SM 6200B	CL	63	PASI-C
92590778021	**EB-1-20220301**	MADEP VPH	MAD	6	PASI-C
		EPA 6020B	CRW	1	PASI-A
		SM 6200B	CL	63	PASI-C
92590778022	**FB-1-20220301**	MADEP VPH	MAD	6	PASI-C
		SM 6200B	CL	63	PASI-C
92590778023	**FB-2-20220301**	MADEP VPH	MAD	6	PASI-C
		SM 6200B	CL	63	PASI-C
92590778024	**TRIP BLANK**	SM 6200B	CL	63	PASI-C
92590778025	**MW-81D**	MADEP VPH	MAD	6	PASI-C
		EPA 6020B	CRW	1	PASI-A
		SM 6200B	CL	63	PASI-C

PASI-A = Pace Analytical Services - Asheville
PASI-C = Pace Analytical Services - Charlotte

This report shall not be reproduced, except in full,
without the written consent of Pace Analytical Services, LLC.

Pace Analytical Services, LLC
9800 Kincey Ave. Suite 100
Huntersville, NC 28078
(704)875-9092

ANALYTICAL RESULTS

Project: CPC Huntersville-60674226
Pace Project No.: 92590778

Sample: MW-28 **Lab ID: 92590778001** Collected: 03/01/22 09:50 Received: 03/01/22 16:30 Matrix: Water

Parameters	Results	Units	Report Limit	MDL	DF	Prepared	Analyzed	CAS No.	Qual
VPH NC Water	Analytical Method: MADEP VPH								
	Pace Analytical Services - Charlotte								
Total VPH (C5-C12)	ND	ug/L	50.0	50.0	1		03/03/22 02:33		N2
Aliphatic (C05-C08)	ND	ug/L	50.0	50.0	1		03/03/22 02:33		N2
Aliphatic(C09-C12) Adjusted	ND	ug/L	50.0	50.0	1		03/03/22 02:33		N2
Aromatic (C09-C10)	ND	ug/L	50.0	50.0	1		03/03/22 02:33		N2
Surrogates									
4-Bromofluorobenzene (FID) (S)	97	%	70-130		1		03/03/22 02:33	460-00-4	
4-Bromofluorobenzene (PID) (S)	87	%	70-130		1		03/03/22 02:33	460-00-4	
6020 MET ICPMS	Analytical Method: EPA 6020B Preparation Method: EPA 3010A								
	Pace Analytical Services - Asheville								
Lead	**2.6J**	ug/L	5.0	0.077	1	03/02/22 11:49	03/02/22 19:18	7439-92-1	
6200B MSV	Analytical Method: SM 6200B								
	Pace Analytical Services - Charlotte								
Benzene	ND	ug/L	0.50	0.34	1		03/02/22 17:59	71-43-2	
Bromobenzene	ND	ug/L	0.50	0.29	1		03/02/22 17:59	108-86-1	
Bromochloromethane	ND	ug/L	0.50	0.47	1		03/02/22 17:59	74-97-5	
Bromodichloromethane	ND	ug/L	0.50	0.31	1		03/02/22 17:59	75-27-4	
Bromoform	ND	ug/L	0.50	0.34	1		03/02/22 17:59	75-25-2	
Bromomethane	ND	ug/L	5.0	1.7	1		03/02/22 17:59	74-83-9	
n-Butylbenzene	ND	ug/L	0.50	0.49	1		03/02/22 17:59	104-51-8	
sec-Butylbenzene	ND	ug/L	0.50	0.40	1		03/02/22 17:59	135-98-8	
tert-Butylbenzene	ND	ug/L	0.50	0.32	1		03/02/22 17:59	98-06-6	
Carbon tetrachloride	ND	ug/L	0.50	0.33	1		03/02/22 17:59	56-23-5	
Chlorobenzene	ND	ug/L	0.50	0.28	1		03/02/22 17:59	108-90-7	
Chloroethane	ND	ug/L	1.0	0.65	1		03/02/22 17:59	75-00-3	
Chloroform	ND	ug/L	0.50	0.35	1		03/02/22 17:59	67-66-3	
Chloromethane	ND	ug/L	1.0	0.54	1		03/02/22 17:59	74-87-3	
2-Chlorotoluene	ND	ug/L	0.50	0.32	1		03/02/22 17:59	95-49-8	
4-Chlorotoluene	ND	ug/L	0.50	0.32	1		03/02/22 17:59	106-43-4	
1,2-Dibromo-3-chloropropane	ND	ug/L	1.0	0.34	1		03/02/22 17:59	96-12-8	
Dibromochloromethane	ND	ug/L	0.50	0.36	1		03/02/22 17:59	124-48-1	
1,2-Dibromoethane (EDB)	ND	ug/L	0.50	0.27	1		03/02/22 17:59	106-93-4	
Dibromomethane	ND	ug/L	0.50	0.39	1		03/02/22 17:59	74-95-3	
1,2-Dichlorobenzene	ND	ug/L	0.50	0.34	1		03/02/22 17:59	95-50-1	
1,3-Dichlorobenzene	ND	ug/L	0.50	0.34	1		03/02/22 17:59	541-73-1	
1,4-Dichlorobenzene	ND	ug/L	0.50	0.33	1		03/02/22 17:59	106-46-7	
Dichlorodifluoromethane	ND	ug/L	0.50	0.35	1		03/02/22 17:59	75-71-8	
1,1-Dichloroethane	ND	ug/L	0.50	0.37	1		03/02/22 17:59	75-34-3	
1,2-Dichloroethane	ND	ug/L	0.50	0.32	1		03/02/22 17:59	107-06-2	
1,1-Dichloroethene	ND	ug/L	0.50	0.35	1		03/02/22 17:59	75-35-4	
cis-1,2-Dichloroethene	ND	ug/L	0.50	0.38	1		03/02/22 17:59	156-59-2	
trans-1,2-Dichloroethene	ND	ug/L	0.50	0.40	1		03/02/22 17:59	156-60-5	
1,2-Dichloropropane	ND	ug/L	0.50	0.36	1		03/02/22 17:59	78-87-5	
1,3-Dichloropropane	ND	ug/L	0.50	0.28	1		03/02/22 17:59	142-28-9	

This report shall not be reproduced, except in full,
without the written consent of Pace Analytical Services, LLC.

Pace Analytical Services, LLC
9800 Kincey Ave. Suite 100
Huntersville, NC 28078
(704)875-9092

ANALYTICAL RESULTS

Project: CPC Huntersville-60674226
Pace Project No.: 92590778

Sample: MW-28 **Lab ID: 92590778001** Collected: 03/01/22 09:50 Received: 03/01/22 16:30 Matrix: Water

Parameters	Results	Units	Report Limit	MDL	DF	Prepared	Analyzed	CAS No.	Qual
6200B MSV	Analytical Method: SM 6200B								
	Pace Analytical Services - Charlotte								
2,2-Dichloropropane	ND	ug/L	0.50	0.39	1		03/02/22 17:59	594-20-7	
1,1-Dichloropropene	ND	ug/L	0.50	0.43	1		03/02/22 17:59	563-58-6	
cis-1,3-Dichloropropene	ND	ug/L	0.50	0.36	1		03/02/22 17:59	10061-01-5	
trans-1,3-Dichloropropene	ND	ug/L	0.50	0.36	1		03/02/22 17:59	10061-02-6	
Diisopropyl ether	ND	ug/L	0.50	0.31	1		03/02/22 17:59	108-20-3	
Ethylbenzene	ND	ug/L	0.50	0.30	1		03/02/22 17:59	100-41-4	
Hexachloro-1,3-butadiene	ND	ug/L	2.0	1.5	1		03/02/22 17:59	87-68-3	
Isopropylbenzene (Cumene)	ND	ug/L	0.50	0.33	1		03/02/22 17:59	98-82-8	
Methylene Chloride	ND	ug/L	2.0	2.0	1		03/02/22 17:59	75-09-2	
Methyl-tert-butyl ether	ND	ug/L	0.50	0.42	1		03/02/22 17:59	1634-04-4	
Naphthalene	ND	ug/L	2.0	0.64	1		03/02/22 17:59	91-20-3	
n-Propylbenzene	ND	ug/L	0.50	0.34	1		03/02/22 17:59	103-65-1	
Styrene	ND	ug/L	0.50	0.29	1		03/02/22 17:59	100-42-5	
1,1,1,2-Tetrachloroethane	ND	ug/L	0.50	0.31	1		03/02/22 17:59	630-20-6	
1,1,2,2-Tetrachloroethane	ND	ug/L	0.50	0.22	1		03/02/22 17:59	79-34-5	
Tetrachloroethene	ND	ug/L	0.50	0.29	1		03/02/22 17:59	127-18-4	
Toluene	ND	ug/L	0.50	0.48	1		03/02/22 17:59	108-88-3	
1,2,3-Trichlorobenzene	ND	ug/L	2.0	0.81	1		03/02/22 17:59	87-61-6	
1,2,4-Trichlorobenzene	ND	ug/L	2.0	0.64	1		03/02/22 17:59	120-82-1	
1,1,1-Trichloroethane	ND	ug/L	0.50	0.33	1		03/02/22 17:59	71-55-6	
1,1,2-Trichloroethane	ND	ug/L	0.50	0.32	1		03/02/22 17:59	79-00-5	
Trichloroethene	ND	ug/L	0.50	0.38	1		03/02/22 17:59	79-01-6	
Trichlorofluoromethane	ND	ug/L	1.0	0.30	1		03/02/22 17:59	75-69-4	
1,2,3-Trichloropropane	ND	ug/L	0.50	0.26	1		03/02/22 17:59	96-18-4	
1,2,4-Trimethylbenzene	ND	ug/L	0.50	0.50	1		03/02/22 17:59	95-63-6	
1,3,5-Trimethylbenzene	ND	ug/L	0.50	0.33	1		03/02/22 17:59	108-67-8	
Vinyl chloride	ND	ug/L	1.0	0.39	1		03/02/22 17:59	75-01-4	
m&p-Xylene	ND	ug/L	1.0	0.71	1		03/02/22 17:59	179601-23-1	
o-Xylene	ND	ug/L	0.50	0.34	1		03/02/22 17:59	95-47-6	
Surrogates									
1,2-Dichloroethane-d4 (S)	89	%	70-130		1		03/02/22 17:59	17060-07-0	
4-Bromofluorobenzene (S)	99	%	70-130		1		03/02/22 17:59	460-00-4	
Toluene-d8 (S)	100	%	70-130		1		03/02/22 17:59	2037-26-5	

This report shall not be reproduced, except in full,
without the written consent of Pace Analytical Services, LLC.

Pace Analytical Services, LLC
9800 Kincey Ave. Suite 100
Huntersville, NC 28078
(704)875-9092

ANALYTICAL RESULTS

Project: CPC Huntersville-60674226
Pace Project No.: 92590778

Sample: MW-77 **Lab ID: 92590778002** Collected: 03/01/22 10:00 Received: 03/01/22 16:30 Matrix: Water

Parameters	Results	Units	Report Limit	MDL	DF	Prepared	Analyzed	CAS No.	Qual
VPH NC Water	Analytical Method: MADEP VPH								
	Pace Analytical Services - Charlotte								
Total VPH (C5-C12)	ND	ug/L	50.0	50.0	1		03/03/22 03:02		N2
Aliphatic (C05-C08)	ND	ug/L	50.0	50.0	1		03/03/22 03:02		N2
Aliphatic(C09-C12) Adjusted	ND	ug/L	50.0	50.0	1		03/03/22 03:02		N2
Aromatic (C09-C10)	ND	ug/L	50.0	50.0	1		03/03/22 03:02		N2
Surrogates									
4-Bromofluorobenzene (FID) (S)	97	%	70-130		1		03/03/22 03:02	460-00-4	
4-Bromofluorobenzene (PID) (S)	87	%	70-130		1		03/03/22 03:02	460-00-4	
6020 MET ICPMS	Analytical Method: EPA 6020B Preparation Method: EPA 3010A								
	Pace Analytical Services - Asheville								
Lead	**0.18J**	ug/L	5.0	0.077	1	03/02/22 11:49	03/02/22 19:39	7439-92-1	
6200B MSV	Analytical Method: SM 6200B								
	Pace Analytical Services - Charlotte								
Benzene	ND	ug/L	0.50	0.34	1		03/02/22 18:17	71-43-2	
Bromobenzene	ND	ug/L	0.50	0.29	1		03/02/22 18:17	108-86-1	
Bromochloromethane	ND	ug/L	0.50	0.47	1		03/02/22 18:17	74-97-5	
Bromodichloromethane	ND	ug/L	0.50	0.31	1		03/02/22 18:17	75-27-4	
Bromoform	ND	ug/L	0.50	0.34	1		03/02/22 18:17	75-25-2	
Bromomethane	ND	ug/L	5.0	1.7	1		03/02/22 18:17	74-83-9	
n-Butylbenzene	ND	ug/L	0.50	0.49	1		03/02/22 18:17	104-51-8	
sec-Butylbenzene	ND	ug/L	0.50	0.40	1		03/02/22 18:17	135-98-8	
tert-Butylbenzene	ND	ug/L	0.50	0.32	1		03/02/22 18:17	98-06-6	
Carbon tetrachloride	ND	ug/L	0.50	0.33	1		03/02/22 18:17	56-23-5	
Chlorobenzene	ND	ug/L	0.50	0.28	1		03/02/22 18:17	108-90-7	
Chloroethane	ND	ug/L	1.0	0.65	1		03/02/22 18:17	75-00-3	
Chloroform	ND	ug/L	0.50	0.35	1		03/02/22 18:17	67-66-3	
Chloromethane	ND	ug/L	1.0	0.54	1		03/02/22 18:17	74-87-3	
2-Chlorotoluene	ND	ug/L	0.50	0.32	1		03/02/22 18:17	95-49-8	
4-Chlorotoluene	ND	ug/L	0.50	0.32	1		03/02/22 18:17	106-43-4	
1,2-Dibromo-3-chloropropane	ND	ug/L	1.0	0.34	1		03/02/22 18:17	96-12-8	
Dibromochloromethane	ND	ug/L	0.50	0.36	1		03/02/22 18:17	124-48-1	
1,2-Dibromoethane (EDB)	ND	ug/L	0.50	0.27	1		03/02/22 18:17	106-93-4	
Dibromomethane	ND	ug/L	0.50	0.39	1		03/02/22 18:17	74-95-3	
1,2-Dichlorobenzene	ND	ug/L	0.50	0.34	1		03/02/22 18:17	95-50-1	
1,3-Dichlorobenzene	ND	ug/L	0.50	0.34	1		03/02/22 18:17	541-73-1	
1,4-Dichlorobenzene	ND	ug/L	0.50	0.33	1		03/02/22 18:17	106-46-7	
Dichlorodifluoromethane	ND	ug/L	0.50	0.35	1		03/02/22 18:17	75-71-8	
1,1-Dichloroethane	ND	ug/L	0.50	0.37	1		03/02/22 18:17	75-34-3	
1,2-Dichloroethane	ND	ug/L	0.50	0.32	1		03/02/22 18:17	107-06-2	
1,1-Dichloroethene	ND	ug/L	0.50	0.35	1		03/02/22 18:17	75-35-4	
cis-1,2-Dichloroethene	ND	ug/L	0.50	0.38	1		03/02/22 18:17	156-59-2	
trans-1,2-Dichloroethene	ND	ug/L	0.50	0.40	1		03/02/22 18:17	156-60-5	
1,2-Dichloropropane	ND	ug/L	0.50	0.36	1		03/02/22 18:17	78-87-5	
1,3-Dichloropropane	ND	ug/L	0.50	0.28	1		03/02/22 18:17	142-28-9	

This report shall not be reproduced, except in full,
without the written consent of Pace Analytical Services, LLC.

Pace Analytical Services, LLC
9800 Kincey Ave. Suite 100
Huntersville, NC 28078
(704)875-9092

ANALYTICAL RESULTS

Project: CPC Huntersville-60674226
Pace Project No.: 92590778

Sample: MW-77 **Lab ID: 92590778002** Collected: 03/01/22 10:00 Received: 03/01/22 16:30 Matrix: Water

Parameters	Results	Units	Report Limit	MDL	DF	Prepared	Analyzed	CAS No.	Qual
6200B MSV	Analytical Method: SM 6200B								
	Pace Analytical Services - Charlotte								
2,2-Dichloropropane	ND	ug/L	0.50	0.39	1		03/02/22 18:17	594-20-7	
1,1-Dichloropropene	ND	ug/L	0.50	0.43	1		03/02/22 18:17	563-58-6	
cis-1,3-Dichloropropene	ND	ug/L	0.50	0.36	1		03/02/22 18:17	10061-01-5	
trans-1,3-Dichloropropene	ND	ug/L	0.50	0.36	1		03/02/22 18:17	10061-02-6	
Diisopropyl ether	ND	ug/L	0.50	0.31	1		03/02/22 18:17	108-20-3	
Ethylbenzene	ND	ug/L	0.50	0.30	1		03/02/22 18:17	100-41-4	
Hexachloro-1,3-butadiene	ND	ug/L	2.0	1.5	1		03/02/22 18:17	87-68-3	
Isopropylbenzene (Cumene)	ND	ug/L	0.50	0.33	1		03/02/22 18:17	98-82-8	
Methylene Chloride	ND	ug/L	2.0	2.0	1		03/02/22 18:17	75-09-2	
Methyl-tert-butyl ether	ND	ug/L	0.50	0.42	1		03/02/22 18:17	1634-04-4	
Naphthalene	ND	ug/L	2.0	0.64	1		03/02/22 18:17	91-20-3	
n-Propylbenzene	ND	ug/L	0.50	0.34	1		03/02/22 18:17	103-65-1	
Styrene	ND	ug/L	0.50	0.29	1		03/02/22 18:17	100-42-5	
1,1,1,2-Tetrachloroethane	ND	ug/L	0.50	0.31	1		03/02/22 18:17	630-20-6	
1,1,2,2-Tetrachloroethane	ND	ug/L	0.50	0.22	1		03/02/22 18:17	79-34-5	
Tetrachloroethene	ND	ug/L	0.50	0.29	1		03/02/22 18:17	127-18-4	
Toluene	ND	ug/L	0.50	0.48	1		03/02/22 18:17	108-88-3	
1,2,3-Trichlorobenzene	ND	ug/L	2.0	0.81	1		03/02/22 18:17	87-61-6	
1,2,4-Trichlorobenzene	ND	ug/L	2.0	0.64	1		03/02/22 18:17	120-82-1	
1,1,1-Trichloroethane	ND	ug/L	0.50	0.33	1		03/02/22 18:17	71-55-6	
1,1,2-Trichloroethane	ND	ug/L	0.50	0.32	1		03/02/22 18:17	79-00-5	
Trichloroethene	ND	ug/L	0.50	0.38	1		03/02/22 18:17	79-01-6	
Trichlorofluoromethane	ND	ug/L	1.0	0.30	1		03/02/22 18:17	75-69-4	
1,2,3-Trichloropropane	ND	ug/L	0.50	0.26	1		03/02/22 18:17	96-18-4	
1,2,4-Trimethylbenzene	ND	ug/L	0.50	0.50	1		03/02/22 18:17	95-63-6	
1,3,5-Trimethylbenzene	ND	ug/L	0.50	0.33	1		03/02/22 18:17	108-67-8	
Vinyl chloride	ND	ug/L	1.0	0.39	1		03/02/22 18:17	75-01-4	
m&p-Xylene	ND	ug/L	1.0	0.71	1		03/02/22 18:17	179601-23-1	
o-Xylene	ND	ug/L	0.50	0.34	1		03/02/22 18:17	95-47-6	
Surrogates									
1,2-Dichloroethane-d4 (S)	88	%	70-130		1		03/02/22 18:17	17060-07-0	
4-Bromofluorobenzene (S)	97	%	70-130		1		03/02/22 18:17	460-00-4	
Toluene-d8 (S)	100	%	70-130		1		03/02/22 18:17	2037-26-5	

This report shall not be reproduced, except in full,
without the written consent of Pace Analytical Services, LLC.

Pace Analytical Services, LLC
9800 Kincey Ave. Suite 100
Huntersville, NC 28078
(704)875-9092

ANALYTICAL RESULTS

Project: CPC Huntersville-60674226
Pace Project No.: 92590778

Sample: MW-82 **Lab ID: 92590778003** Collected: 03/01/22 10:40 Received: 03/01/22 16:30 Matrix: Water

Parameters	Results	Units	Report Limit	MDL	DF	Prepared	Analyzed	CAS No.	Qual
VPH NC Water	Analytical Method: MADEP VPH								
	Pace Analytical Services - Charlotte								
Total VPH (C5-C12)	ND	ug/L	50.0	50.0	1		03/03/22 03:30		N2
Aliphatic (C05-C08)	ND	ug/L	50.0	50.0	1		03/03/22 03:30		N2
Aliphatic(C09-C12) Adjusted	ND	ug/L	50.0	50.0	1		03/03/22 03:30		N2
Aromatic (C09-C10)	ND	ug/L	50.0	50.0	1		03/03/22 03:30		N2
Surrogates									
4-Bromofluorobenzene (FID) (S)	97	%	70-130		1		03/03/22 03:30	460-00-4	
4-Bromofluorobenzene (PID) (S)	87	%	70-130		1		03/03/22 03:30	460-00-4	
6020 MET ICPMS	Analytical Method: EPA 6020B Preparation Method: EPA 3010A								
	Pace Analytical Services - Asheville								
Lead	**2.1J**	ug/L	5.0	0.077	1	03/02/22 11:49	03/02/22 19:42	7439-92-1	
6200B MSV	Analytical Method: SM 6200B								
	Pace Analytical Services - Charlotte								
Benzene	ND	ug/L	0.50	0.34	1		03/02/22 18:35	71-43-2	
Bromobenzene	ND	ug/L	0.50	0.29	1		03/02/22 18:35	108-86-1	
Bromochloromethane	ND	ug/L	0.50	0.47	1		03/02/22 18:35	74-97-5	
Bromodichloromethane	ND	ug/L	0.50	0.31	1		03/02/22 18:35	75-27-4	
Bromoform	ND	ug/L	0.50	0.34	1		03/02/22 18:35	75-25-2	
Bromomethane	ND	ug/L	5.0	1.7	1		03/02/22 18:35	74-83-9	
n-Butylbenzene	ND	ug/L	0.50	0.49	1		03/02/22 18:35	104-51-8	
sec-Butylbenzene	ND	ug/L	0.50	0.40	1		03/02/22 18:35	135-98-8	
tert-Butylbenzene	ND	ug/L	0.50	0.32	1		03/02/22 18:35	98-06-6	
Carbon tetrachloride	ND	ug/L	0.50	0.33	1		03/02/22 18:35	56-23-5	
Chlorobenzene	ND	ug/L	0.50	0.28	1		03/02/22 18:35	108-90-7	
Chloroethane	ND	ug/L	1.0	0.65	1		03/02/22 18:35	75-00-3	
Chloroform	ND	ug/L	0.50	0.35	1		03/02/22 18:35	67-66-3	
Chloromethane	ND	ug/L	1.0	0.54	1		03/02/22 18:35	74-87-3	
2-Chlorotoluene	ND	ug/L	0.50	0.32	1		03/02/22 18:35	95-49-8	
4-Chlorotoluene	ND	ug/L	0.50	0.32	1		03/02/22 18:35	106-43-4	
1,2-Dibromo-3-chloropropane	ND	ug/L	1.0	0.34	1		03/02/22 18:35	96-12-8	
Dibromochloromethane	ND	ug/L	0.50	0.36	1		03/02/22 18:35	124-48-1	
1,2-Dibromoethane (EDB)	ND	ug/L	0.50	0.27	1		03/02/22 18:35	106-93-4	
Dibromomethane	ND	ug/L	0.50	0.39	1		03/02/22 18:35	74-95-3	
1,2-Dichlorobenzene	ND	ug/L	0.50	0.34	1		03/02/22 18:35	95-50-1	
1,3-Dichlorobenzene	ND	ug/L	0.50	0.34	1		03/02/22 18:35	541-73-1	
1,4-Dichlorobenzene	ND	ug/L	0.50	0.33	1		03/02/22 18:35	106-46-7	
Dichlorodifluoromethane	ND	ug/L	0.50	0.35	1		03/02/22 18:35	75-71-8	
1,1-Dichloroethane	ND	ug/L	0.50	0.37	1		03/02/22 18:35	75-34-3	
1,2-Dichloroethane	ND	ug/L	0.50	0.32	1		03/02/22 18:35	107-06-2	
1,1-Dichloroethene	ND	ug/L	0.50	0.35	1		03/02/22 18:35	75-35-4	
cis-1,2-Dichloroethene	ND	ug/L	0.50	0.38	1		03/02/22 18:35	156-59-2	
trans-1,2-Dichloroethene	ND	ug/L	0.50	0.40	1		03/02/22 18:35	156-60-5	
1,2-Dichloropropane	ND	ug/L	0.50	0.36	1		03/02/22 18:35	78-87-5	
1,3-Dichloropropane	ND	ug/L	0.50	0.28	1		03/02/22 18:35	142-28-9	

This report shall not be reproduced, except in full,
without the written consent of Pace Analytical Services, LLC.

Pace Analytical Services, LLC
9800 Kincey Ave. Suite 100
Huntersville, NC 28078
(704)875-9092

ANALYTICAL RESULTS

Project: CPC Huntersville-60674226
Pace Project No.: 92590778

Sample: MW-82 **Lab ID: 92590778003** Collected: 03/01/22 10:40 Received: 03/01/22 16:30 Matrix: Water

Parameters	Results	Units	Report Limit	MDL	DF	Prepared	Analyzed	CAS No.	Qual
6200B MSV	Analytical Method: SM 6200B								
	Pace Analytical Services - Charlotte								
2,2-Dichloropropane	ND	ug/L	0.50	0.39	1		03/02/22 18:35	594-20-7	
1,1-Dichloropropene	ND	ug/L	0.50	0.43	1		03/02/22 18:35	563-58-6	
cis-1,3-Dichloropropene	ND	ug/L	0.50	0.36	1		03/02/22 18:35	10061-01-5	
trans-1,3-Dichloropropene	ND	ug/L	0.50	0.36	1		03/02/22 18:35	10061-02-6	
Diisopropyl ether	ND	ug/L	0.50	0.31	1		03/02/22 18:35	108-20-3	
Ethylbenzene	ND	ug/L	0.50	0.30	1		03/02/22 18:35	100-41-4	
Hexachloro-1,3-butadiene	ND	ug/L	2.0	1.5	1		03/02/22 18:35	87-68-3	
Isopropylbenzene (Cumene)	ND	ug/L	0.50	0.33	1		03/02/22 18:35	98-82-8	
Methylene Chloride	ND	ug/L	2.0	2.0	1		03/02/22 18:35	75-09-2	
Methyl-tert-butyl ether	ND	ug/L	0.50	0.42	1		03/02/22 18:35	1634-04-4	
Naphthalene	ND	ug/L	2.0	0.64	1		03/02/22 18:35	91-20-3	
n-Propylbenzene	ND	ug/L	0.50	0.34	1		03/02/22 18:35	103-65-1	
Styrene	ND	ug/L	0.50	0.29	1		03/02/22 18:35	100-42-5	
1,1,1,2-Tetrachloroethane	ND	ug/L	0.50	0.31	1		03/02/22 18:35	630-20-6	
1,1,2,2-Tetrachloroethane	ND	ug/L	0.50	0.22	1		03/02/22 18:35	79-34-5	
Tetrachloroethene	ND	ug/L	0.50	0.29	1		03/02/22 18:35	127-18-4	
Toluene	ND	ug/L	0.50	0.48	1		03/02/22 18:35	108-88-3	
1,2,3-Trichlorobenzene	ND	ug/L	2.0	0.81	1		03/02/22 18:35	87-61-6	
1,2,4-Trichlorobenzene	ND	ug/L	2.0	0.64	1		03/02/22 18:35	120-82-1	
1,1,1-Trichloroethane	ND	ug/L	0.50	0.33	1		03/02/22 18:35	71-55-6	
1,1,2-Trichloroethane	ND	ug/L	0.50	0.32	1		03/02/22 18:35	79-00-5	
Trichloroethene	ND	ug/L	0.50	0.38	1		03/02/22 18:35	79-01-6	
Trichlorofluoromethane	ND	ug/L	1.0	0.30	1		03/02/22 18:35	75-69-4	
1,2,3-Trichloropropane	ND	ug/L	0.50	0.26	1		03/02/22 18:35	96-18-4	
1,2,4-Trimethylbenzene	ND	ug/L	0.50	0.50	1		03/02/22 18:35	95-63-6	
1,3,5-Trimethylbenzene	ND	ug/L	0.50	0.33	1		03/02/22 18:35	108-67-8	
Vinyl chloride	ND	ug/L	1.0	0.39	1		03/02/22 18:35	75-01-4	
m&p-Xylene	ND	ug/L	1.0	0.71	1		03/02/22 18:35	179601-23-1	
o-Xylene	ND	ug/L	0.50	0.34	1		03/02/22 18:35	95-47-6	
Surrogates									
1,2-Dichloroethane-d4 (S)	86	%	70-130		1		03/02/22 18:35	17060-07-0	
4-Bromofluorobenzene (S)	96	%	70-130		1		03/02/22 18:35	460-00-4	
Toluene-d8 (S)	101	%	70-130		1		03/02/22 18:35	2037-26-5	

This report shall not be reproduced, except in full,
without the written consent of Pace Analytical Services, LLC.

Pace Analytical Services, LLC
9800 Kincey Ave. Suite 100
Huntersville, NC 28078
(704)875-9092

ANALYTICAL RESULTS

Project: CPC Huntersville-60674226
Pace Project No.: 92590778

Sample: MW-79D **Lab ID: 92590778004** Collected: 03/01/22 10:55 Received: 03/01/22 16:30 Matrix: Water

Parameters	Results	Units	Report Limit	MDL	DF	Prepared	Analyzed	CAS No.	Qual
VPH NC Water	Analytical Method: MADEP VPH								
	Pace Analytical Services - Charlotte								
Total VPH (C5-C12)	**72.1**	ug/L	50.0	50.0	1		03/03/22 03:59		N2
Aliphatic (C05-C08)	ND	ug/L	50.0	50.0	1		03/03/22 03:59		N2
Aliphatic(C09-C12) Adjusted	ND	ug/L	50.0	50.0	1		03/03/22 03:59		N2
Aromatic (C09-C10)	ND	ug/L	50.0	50.0	1		03/03/22 03:59		N2
Surrogates									
4-Bromofluorobenzene (FID) (S)	100	%	70-130		1		03/03/22 03:59	460-00-4	
4-Bromofluorobenzene (PID) (S)	90	%	70-130		1		03/03/22 03:59	460-00-4	
6020 MET ICPMS	Analytical Method: EPA 6020B Preparation Method: EPA 3010A								
	Pace Analytical Services - Asheville								
Lead	**1.2J**	ug/L	5.0	0.077	1	03/02/22 11:49	03/02/22 19:47	7439-92-1	
6200B MSV	Analytical Method: SM 6200B								
	Pace Analytical Services - Charlotte								
Benzene	ND	ug/L	0.50	0.34	1		03/02/22 19:46	71-43-2	
Bromobenzene	ND	ug/L	0.50	0.29	1		03/02/22 19:46	108-86-1	
Bromochloromethane	ND	ug/L	0.50	0.47	1		03/02/22 19:46	74-97-5	
Bromodichloromethane	ND	ug/L	0.50	0.31	1		03/02/22 19:46	75-27-4	
Bromoform	ND	ug/L	0.50	0.34	1		03/02/22 19:46	75-25-2	
Bromomethane	ND	ug/L	5.0	1.7	1		03/02/22 19:46	74-83-9	
n-Butylbenzene	ND	ug/L	0.50	0.49	1		03/02/22 19:46	104-51-8	
sec-Butylbenzene	ND	ug/L	0.50	0.40	1		03/02/22 19:46	135-98-8	
tert-Butylbenzene	ND	ug/L	0.50	0.32	1		03/02/22 19:46	98-06-6	
Carbon tetrachloride	ND	ug/L	0.50	0.33	1		03/02/22 19:46	56-23-5	
Chlorobenzene	ND	ug/L	0.50	0.28	1		03/02/22 19:46	108-90-7	
Chloroethane	ND	ug/L	1.0	0.65	1		03/02/22 19:46	75-00-3	
Chloroform	ND	ug/L	0.50	0.35	1		03/02/22 19:46	67-66-3	
Chloromethane	ND	ug/L	1.0	0.54	1		03/02/22 19:46	74-87-3	
2-Chlorotoluene	ND	ug/L	0.50	0.32	1		03/02/22 19:46	95-49-8	
4-Chlorotoluene	ND	ug/L	0.50	0.32	1		03/02/22 19:46	106-43-4	
1,2-Dibromo-3-chloropropane	ND	ug/L	1.0	0.34	1		03/02/22 19:46	96-12-8	
Dibromochloromethane	ND	ug/L	0.50	0.36	1		03/02/22 19:46	124-48-1	
1,2-Dibromoethane (EDB)	ND	ug/L	0.50	0.27	1		03/02/22 19:46	106-93-4	
Dibromomethane	ND	ug/L	0.50	0.39	1		03/02/22 19:46	74-95-3	
1,2-Dichlorobenzene	ND	ug/L	0.50	0.34	1		03/02/22 19:46	95-50-1	
1,3-Dichlorobenzene	ND	ug/L	0.50	0.34	1		03/02/22 19:46	541-73-1	
1,4-Dichlorobenzene	ND	ug/L	0.50	0.33	1		03/02/22 19:46	106-46-7	
Dichlorodifluoromethane	ND	ug/L	0.50	0.35	1		03/02/22 19:46	75-71-8	
1,1-Dichloroethane	ND	ug/L	0.50	0.37	1		03/02/22 19:46	75-34-3	
1,2-Dichloroethane	ND	ug/L	0.50	0.32	1		03/02/22 19:46	107-06-2	
1,1-Dichloroethene	ND	ug/L	0.50	0.35	1		03/02/22 19:46	75-35-4	
cis-1,2-Dichloroethene	ND	ug/L	0.50	0.38	1		03/02/22 19:46	156-59-2	
trans-1,2-Dichloroethene	ND	ug/L	0.50	0.40	1		03/02/22 19:46	156-60-5	
1,2-Dichloropropane	ND	ug/L	0.50	0.36	1		03/02/22 19:46	78-87-5	
1,3-Dichloropropane	ND	ug/L	0.50	0.28	1		03/02/22 19:46	142-28-9	

This report shall not be reproduced, except in full,
without the written consent of Pace Analytical Services, LLC.

Pace Analytical Services, LLC
9800 Kincey Ave. Suite 100
Huntersville, NC 28078
(704)875-9092

ANALYTICAL RESULTS

Project: CPC Huntersville-60674226
Pace Project No.: 92590778

Sample: MW-79D **Lab ID: 92590778004** Collected: 03/01/22 10:55 Received: 03/01/22 16:30 Matrix: Water

Parameters	Results	Units	Report Limit	MDL	DF	Prepared	Analyzed	CAS No.	Qual
6200B MSV	Analytical Method: SM 6200B								
	Pace Analytical Services - Charlotte								
2,2-Dichloropropane	ND	ug/L	0.50	0.39	1		03/02/22 19:46	594-20-7	
1,1-Dichloropropene	ND	ug/L	0.50	0.43	1		03/02/22 19:46	563-58-6	
cis-1,3-Dichloropropene	ND	ug/L	0.50	0.36	1		03/02/22 19:46	10061-01-5	
trans-1,3-Dichloropropene	ND	ug/L	0.50	0.36	1		03/02/22 19:46	10061-02-6	
Diisopropyl ether	ND	ug/L	0.50	0.31	1		03/02/22 19:46	108-20-3	
Ethylbenzene	ND	ug/L	0.50	0.30	1		03/02/22 19:46	100-41-4	
Hexachloro-1,3-butadiene	ND	ug/L	2.0	1.5	1		03/02/22 19:46	87-68-3	
Isopropylbenzene (Cumene)	ND	ug/L	0.50	0.33	1		03/02/22 19:46	98-82-8	
Methylene Chloride	ND	ug/L	2.0	2.0	1		03/02/22 19:46	75-09-2	
Methyl-tert-butyl ether	ND	ug/L	0.50	0.42	1		03/02/22 19:46	1634-04-4	
Naphthalene	ND	ug/L	2.0	0.64	1		03/02/22 19:46	91-20-3	
n-Propylbenzene	ND	ug/L	0.50	0.34	1		03/02/22 19:46	103-65-1	
Styrene	ND	ug/L	0.50	0.29	1		03/02/22 19:46	100-42-5	
1,1,1,2-Tetrachloroethane	ND	ug/L	0.50	0.31	1		03/02/22 19:46	630-20-6	
1,1,2,2-Tetrachloroethane	ND	ug/L	0.50	0.22	1		03/02/22 19:46	79-34-5	
Tetrachloroethene	ND	ug/L	0.50	0.29	1		03/02/22 19:46	127-18-4	
Toluene	**3.8**	ug/L	0.50	0.48	1		03/02/22 19:46	108-88-3	
1,2,3-Trichlorobenzene	ND	ug/L	2.0	0.81	1		03/02/22 19:46	87-61-6	
1,2,4-Trichlorobenzene	ND	ug/L	2.0	0.64	1		03/02/22 19:46	120-82-1	
1,1,1-Trichloroethane	ND	ug/L	0.50	0.33	1		03/02/22 19:46	71-55-6	
1,1,2-Trichloroethane	ND	ug/L	0.50	0.32	1		03/02/22 19:46	79-00-5	
Trichloroethene	ND	ug/L	0.50	0.38	1		03/02/22 19:46	79-01-6	
Trichlorofluoromethane	ND	ug/L	1.0	0.30	1		03/02/22 19:46	75-69-4	
1,2,3-Trichloropropane	ND	ug/L	0.50	0.26	1		03/02/22 19:46	96-18-4	
1,2,4-Trimethylbenzene	ND	ug/L	0.50	0.50	1		03/02/22 19:46	95-63-6	
1,3,5-Trimethylbenzene	ND	ug/L	0.50	0.33	1		03/02/22 19:46	108-67-8	
Vinyl chloride	ND	ug/L	1.0	0.39	1		03/02/22 19:46	75-01-4	
m&p-Xylene	ND	ug/L	1.0	0.71	1		03/02/22 19:46	179601-23-1	
o-Xylene	ND	ug/L	0.50	0.34	1		03/02/22 19:46	95-47-6	
Surrogates									
1,2-Dichloroethane-d4 (S)	88	%	70-130		1		03/02/22 19:46	17060-07-0	
4-Bromofluorobenzene (S)	97	%	70-130		1		03/02/22 19:46	460-00-4	
Toluene-d8 (S)	101	%	70-130		1		03/02/22 19:46	2037-26-5	

This report shall not be reproduced, except in full,
without the written consent of Pace Analytical Services, LLC.

Pace Analytical Services, LLC
9800 Kincey Ave. Suite 100
Huntersville, NC 28078
(704)875-9092

ANALYTICAL RESULTS

Project: CPC Huntersville-60674226
Pace Project No.: 92590778

Sample: MW-78 **Lab ID: 92590778005** Collected: 03/01/22 10:05 Received: 03/01/22 16:30 Matrix: Water

Parameters	Results	Units	Report Limit	MDL	DF	Prepared	Analyzed	CAS No.	Qual
VPH NC Water	Analytical Method: MADEP VPH								
	Pace Analytical Services - Charlotte								
Total VPH (C5-C12)	ND	ug/L	50.0	50.0	1		03/03/22 04:28		N2
Aliphatic (C05-C08)	ND	ug/L	50.0	50.0	1		03/03/22 04:28		N2
Aliphatic(C09-C12) Adjusted	ND	ug/L	50.0	50.0	1		03/03/22 04:28		N2
Aromatic (C09-C10)	ND	ug/L	50.0	50.0	1		03/03/22 04:28		N2
Surrogates									
4-Bromofluorobenzene (FID) (S)	99	%	70-130		1		03/03/22 04:28	460-00-4	
4-Bromofluorobenzene (PID) (S)	89	%	70-130		1		03/03/22 04:28	460-00-4	
6020 MET ICPMS	Analytical Method: EPA 6020B Preparation Method: EPA 3010A								
	Pace Analytical Services - Asheville								
Lead	**5.1**	ug/L	5.0	0.077	1	03/02/22 11:49	03/02/22 19:59	7439-92-1	
6200B MSV	Analytical Method: SM 6200B								
	Pace Analytical Services - Charlotte								
Benzene	ND	ug/L	0.50	0.34	1		03/02/22 18:52	71-43-2	
Bromobenzene	ND	ug/L	0.50	0.29	1		03/02/22 18:52	108-86-1	
Bromochloromethane	ND	ug/L	0.50	0.47	1		03/02/22 18:52	74-97-5	
Bromodichloromethane	ND	ug/L	0.50	0.31	1		03/02/22 18:52	75-27-4	
Bromoform	ND	ug/L	0.50	0.34	1		03/02/22 18:52	75-25-2	
Bromomethane	ND	ug/L	5.0	1.7	1		03/02/22 18:52	74-83-9	
n-Butylbenzene	ND	ug/L	0.50	0.49	1		03/02/22 18:52	104-51-8	
sec-Butylbenzene	ND	ug/L	0.50	0.40	1		03/02/22 18:52	135-98-8	
tert-Butylbenzene	ND	ug/L	0.50	0.32	1		03/02/22 18:52	98-06-6	
Carbon tetrachloride	ND	ug/L	0.50	0.33	1		03/02/22 18:52	56-23-5	
Chlorobenzene	ND	ug/L	0.50	0.28	1		03/02/22 18:52	108-90-7	
Chloroethane	ND	ug/L	1.0	0.65	1		03/02/22 18:52	75-00-3	
Chloroform	ND	ug/L	0.50	0.35	1		03/02/22 18:52	67-66-3	
Chloromethane	ND	ug/L	1.0	0.54	1		03/02/22 18:52	74-87-3	
2-Chlorotoluene	ND	ug/L	0.50	0.32	1		03/02/22 18:52	95-49-8	
4-Chlorotoluene	ND	ug/L	0.50	0.32	1		03/02/22 18:52	106-43-4	
1,2-Dibromo-3-chloropropane	ND	ug/L	1.0	0.34	1		03/02/22 18:52	96-12-8	
Dibromochloromethane	ND	ug/L	0.50	0.36	1		03/02/22 18:52	124-48-1	
1,2-Dibromoethane (EDB)	ND	ug/L	0.50	0.27	1		03/02/22 18:52	106-93-4	
Dibromomethane	ND	ug/L	0.50	0.39	1		03/02/22 18:52	74-95-3	
1,2-Dichlorobenzene	ND	ug/L	0.50	0.34	1		03/02/22 18:52	95-50-1	
1,3-Dichlorobenzene	ND	ug/L	0.50	0.34	1		03/02/22 18:52	541-73-1	
1,4-Dichlorobenzene	ND	ug/L	0.50	0.33	1		03/02/22 18:52	106-46-7	
Dichlorodifluoromethane	ND	ug/L	0.50	0.35	1		03/02/22 18:52	75-71-8	
1,1-Dichloroethane	ND	ug/L	0.50	0.37	1		03/02/22 18:52	75-34-3	
1,2-Dichloroethane	ND	ug/L	0.50	0.32	1		03/02/22 18:52	107-06-2	
1,1-Dichloroethene	ND	ug/L	0.50	0.35	1		03/02/22 18:52	75-35-4	
cis-1,2-Dichloroethene	ND	ug/L	0.50	0.38	1		03/02/22 18:52	156-59-2	
trans-1,2-Dichloroethene	ND	ug/L	0.50	0.40	1		03/02/22 18:52	156-60-5	
1,2-Dichloropropane	ND	ug/L	0.50	0.36	1		03/02/22 18:52	78-87-5	
1,3-Dichloropropane	ND	ug/L	0.50	0.28	1		03/02/22 18:52	142-28-9	

This report shall not be reproduced, except in full,
without the written consent of Pace Analytical Services, LLC.

Pace Analytical Services, LLC
9800 Kincey Ave. Suite 100
Huntersville, NC 28078
(704)875-9092

ANALYTICAL RESULTS

Project: CPC Huntersville-60674226
Pace Project No.: 92590778

Sample: MW-78 **Lab ID: 92590778005** Collected: 03/01/22 10:05 Received: 03/01/22 16:30 Matrix: Water

Parameters	Results	Units	Report Limit	MDL	DF	Prepared	Analyzed	CAS No.	Qual
6200B MSV	Analytical Method: SM 6200B								
	Pace Analytical Services - Charlotte								
2,2-Dichloropropane	ND	ug/L	0.50	0.39	1		03/02/22 18:52	594-20-7	
1,1-Dichloropropene	ND	ug/L	0.50	0.43	1		03/02/22 18:52	563-58-6	
cis-1,3-Dichloropropene	ND	ug/L	0.50	0.36	1		03/02/22 18:52	10061-01-5	
trans-1,3-Dichloropropene	ND	ug/L	0.50	0.36	1		03/02/22 18:52	10061-02-6	
Diisopropyl ether	ND	ug/L	0.50	0.31	1		03/02/22 18:52	108-20-3	
Ethylbenzene	ND	ug/L	0.50	0.30	1		03/02/22 18:52	100-41-4	
Hexachloro-1,3-butadiene	ND	ug/L	2.0	1.5	1		03/02/22 18:52	87-68-3	
Isopropylbenzene (Cumene)	ND	ug/L	0.50	0.33	1		03/02/22 18:52	98-82-8	
Methylene Chloride	ND	ug/L	2.0	2.0	1		03/02/22 18:52	75-09-2	
Methyl-tert-butyl ether	ND	ug/L	0.50	0.42	1		03/02/22 18:52	1634-04-4	
Naphthalene	ND	ug/L	2.0	0.64	1		03/02/22 18:52	91-20-3	
n-Propylbenzene	ND	ug/L	0.50	0.34	1		03/02/22 18:52	103-65-1	
Styrene	ND	ug/L	0.50	0.29	1		03/02/22 18:52	100-42-5	
1,1,1,2-Tetrachloroethane	ND	ug/L	0.50	0.31	1		03/02/22 18:52	630-20-6	
1,1,2,2-Tetrachloroethane	ND	ug/L	0.50	0.22	1		03/02/22 18:52	79-34-5	
Tetrachloroethene	ND	ug/L	0.50	0.29	1		03/02/22 18:52	127-18-4	
Toluene	ND	ug/L	0.50	0.48	1		03/02/22 18:52	108-88-3	
1,2,3-Trichlorobenzene	ND	ug/L	2.0	0.81	1		03/02/22 18:52	87-61-6	
1,2,4-Trichlorobenzene	ND	ug/L	2.0	0.64	1		03/02/22 18:52	120-82-1	
1,1,1-Trichloroethane	ND	ug/L	0.50	0.33	1		03/02/22 18:52	71-55-6	
1,1,2-Trichloroethane	ND	ug/L	0.50	0.32	1		03/02/22 18:52	79-00-5	
Trichloroethene	ND	ug/L	0.50	0.38	1		03/02/22 18:52	79-01-6	
Trichlorofluoromethane	ND	ug/L	1.0	0.30	1		03/02/22 18:52	75-69-4	
1,2,3-Trichloropropane	ND	ug/L	0.50	0.26	1		03/02/22 18:52	96-18-4	
1,2,4-Trimethylbenzene	ND	ug/L	0.50	0.50	1		03/02/22 18:52	95-63-6	
1,3,5-Trimethylbenzene	ND	ug/L	0.50	0.33	1		03/02/22 18:52	108-67-8	
Vinyl chloride	ND	ug/L	1.0	0.39	1		03/02/22 18:52	75-01-4	
m&p-Xylene	ND	ug/L	1.0	0.71	1		03/02/22 18:52	179601-23-1	
o-Xylene	ND	ug/L	0.50	0.34	1		03/02/22 18:52	95-47-6	
Surrogates									
1,2-Dichloroethane-d4 (S)	90	%	70-130		1		03/02/22 18:52	17060-07-0	
4-Bromofluorobenzene (S)	95	%	70-130		1		03/02/22 18:52	460-00-4	
Toluene-d8 (S)	101	%	70-130		1		03/02/22 18:52	2037-26-5	

This report shall not be reproduced, except in full,
without the written consent of Pace Analytical Services, LLC.

Pace Analytical Services, LLC
9800 Kincey Ave. Suite 100
Huntersville, NC 28078
(704)875-9092

ANALYTICAL RESULTS

Project: CPC Huntersville-60674226
Pace Project No.: 92590778

Sample: MW-17 **Lab ID: 92590778006** Collected: 03/01/22 11:10 Received: 03/01/22 16:30 Matrix: Water

Parameters	Results	Units	Report Limit	MDL	DF	Prepared	Analyzed	CAS No.	Qual
VPH NC Water	Analytical Method: MADEP VPH								
	Pace Analytical Services - Charlotte								
Total VPH (C5-C12)	ND	ug/L	50.0	50.0	1		03/03/22 04:57		N2
Aliphatic (C05-C08)	ND	ug/L	50.0	50.0	1		03/03/22 04:57		N2
Aliphatic(C09-C12) Adjusted	ND	ug/L	50.0	50.0	1		03/03/22 04:57		N2
Aromatic (C09-C10)	ND	ug/L	50.0	50.0	1		03/03/22 04:57		N2
Surrogates									
4-Bromofluorobenzene (FID) (S)	99	%	70-130		1		03/03/22 04:57	460-00-4	
4-Bromofluorobenzene (PID) (S)	89	%	70-130		1		03/03/22 04:57	460-00-4	
6020 MET ICPMS	Analytical Method: EPA 6020B Preparation Method: EPA 3010A								
	Pace Analytical Services - Asheville								
Lead	ND	ug/L	5.0	0.077	1	03/02/22 11:49	03/02/22 20:03	7439-92-1	
6200B MSV	Analytical Method: SM 6200B								
	Pace Analytical Services - Charlotte								
Benzene	ND	ug/L	0.50	0.34	1		03/02/22 20:04	71-43-2	
Bromobenzene	ND	ug/L	0.50	0.29	1		03/02/22 20:04	108-86-1	
Bromochloromethane	ND	ug/L	0.50	0.47	1		03/02/22 20:04	74-97-5	
Bromodichloromethane	ND	ug/L	0.50	0.31	1		03/02/22 20:04	75-27-4	
Bromoform	ND	ug/L	0.50	0.34	1		03/02/22 20:04	75-25-2	
Bromomethane	ND	ug/L	5.0	1.7	1		03/02/22 20:04	74-83-9	
n-Butylbenzene	ND	ug/L	0.50	0.49	1		03/02/22 20:04	104-51-8	
sec-Butylbenzene	ND	ug/L	0.50	0.40	1		03/02/22 20:04	135-98-8	
tert-Butylbenzene	ND	ug/L	0.50	0.32	1		03/02/22 20:04	98-06-6	
Carbon tetrachloride	ND	ug/L	0.50	0.33	1		03/02/22 20:04	56-23-5	
Chlorobenzene	ND	ug/L	0.50	0.28	1		03/02/22 20:04	108-90-7	
Chloroethane	ND	ug/L	1.0	0.65	1		03/02/22 20:04	75-00-3	
Chloroform	**0.54**	ug/L	0.50	0.35	1		03/02/22 20:04	67-66-3	
Chloromethane	ND	ug/L	1.0	0.54	1		03/02/22 20:04	74-87-3	
2-Chlorotoluene	ND	ug/L	0.50	0.32	1		03/02/22 20:04	95-49-8	
4-Chlorotoluene	ND	ug/L	0.50	0.32	1		03/02/22 20:04	106-43-4	
1,2-Dibromo-3-chloropropane	ND	ug/L	1.0	0.34	1		03/02/22 20:04	96-12-8	
Dibromochloromethane	ND	ug/L	0.50	0.36	1		03/02/22 20:04	124-48-1	
1,2-Dibromoethane (EDB)	ND	ug/L	0.50	0.27	1		03/02/22 20:04	106-93-4	
Dibromomethane	ND	ug/L	0.50	0.39	1		03/02/22 20:04	74-95-3	
1,2-Dichlorobenzene	ND	ug/L	0.50	0.34	1		03/02/22 20:04	95-50-1	
1,3-Dichlorobenzene	ND	ug/L	0.50	0.34	1		03/02/22 20:04	541-73-1	
1,4-Dichlorobenzene	ND	ug/L	0.50	0.33	1		03/02/22 20:04	106-46-7	
Dichlorodifluoromethane	ND	ug/L	0.50	0.35	1		03/02/22 20:04	75-71-8	
1,1-Dichloroethane	ND	ug/L	0.50	0.37	1		03/02/22 20:04	75-34-3	
1,2-Dichloroethane	ND	ug/L	0.50	0.32	1		03/02/22 20:04	107-06-2	
1,1-Dichloroethene	ND	ug/L	0.50	0.35	1		03/02/22 20:04	75-35-4	
cis-1,2-Dichloroethene	ND	ug/L	0.50	0.38	1		03/02/22 20:04	156-59-2	
trans-1,2-Dichloroethene	ND	ug/L	0.50	0.40	1		03/02/22 20:04	156-60-5	
1,2-Dichloropropane	ND	ug/L	0.50	0.36	1		03/02/22 20:04	78-87-5	
1,3-Dichloropropane	ND	ug/L	0.50	0.28	1		03/02/22 20:04	142-28-9	

This report shall not be reproduced, except in full,
without the written consent of Pace Analytical Services, LLC.

Pace Analytical Services, LLC
9800 Kincey Ave. Suite 100
Huntersville, NC 28078
(704)875-9092

ANALYTICAL RESULTS

Project: CPC Huntersville-60674226
Pace Project No.: 92590778

Sample: MW-17 **Lab ID: 92590778006** Collected: 03/01/22 11:10 Received: 03/01/22 16:30 Matrix: Water

Parameters	Results	Units	Report Limit	MDL	DF	Prepared	Analyzed	CAS No.	Qual
6200B MSV	Analytical Method: SM 6200B								
	Pace Analytical Services - Charlotte								
2,2-Dichloropropane	ND	ug/L	0.50	0.39	1		03/02/22 20:04	594-20-7	
1,1-Dichloropropene	ND	ug/L	0.50	0.43	1		03/02/22 20:04	563-58-6	
cis-1,3-Dichloropropene	ND	ug/L	0.50	0.36	1		03/02/22 20:04	10061-01-5	
trans-1,3-Dichloropropene	ND	ug/L	0.50	0.36	1		03/02/22 20:04	10061-02-6	
Diisopropyl ether	ND	ug/L	0.50	0.31	1		03/02/22 20:04	108-20-3	
Ethylbenzene	ND	ug/L	0.50	0.30	1		03/02/22 20:04	100-41-4	
Hexachloro-1,3-butadiene	ND	ug/L	2.0	1.5	1		03/02/22 20:04	87-68-3	
Isopropylbenzene (Cumene)	ND	ug/L	0.50	0.33	1		03/02/22 20:04	98-82-8	
Methylene Chloride	ND	ug/L	2.0	2.0	1		03/02/22 20:04	75-09-2	
Methyl-tert-butyl ether	ND	ug/L	0.50	0.42	1		03/02/22 20:04	1634-04-4	
Naphthalene	ND	ug/L	2.0	0.64	1		03/02/22 20:04	91-20-3	
n-Propylbenzene	ND	ug/L	0.50	0.34	1		03/02/22 20:04	103-65-1	
Styrene	ND	ug/L	0.50	0.29	1		03/02/22 20:04	100-42-5	
1,1,1,2-Tetrachloroethane	ND	ug/L	0.50	0.31	1		03/02/22 20:04	630-20-6	
1,1,2,2-Tetrachloroethane	ND	ug/L	0.50	0.22	1		03/02/22 20:04	79-34-5	
Tetrachloroethene	ND	ug/L	0.50	0.29	1		03/02/22 20:04	127-18-4	
Toluene	ND	ug/L	0.50	0.48	1		03/02/22 20:04	108-88-3	
1,2,3-Trichlorobenzene	ND	ug/L	2.0	0.81	1		03/02/22 20:04	87-61-6	
1,2,4-Trichlorobenzene	ND	ug/L	2.0	0.64	1		03/02/22 20:04	120-82-1	
1,1,1-Trichloroethane	ND	ug/L	0.50	0.33	1		03/02/22 20:04	71-55-6	
1,1,2-Trichloroethane	ND	ug/L	0.50	0.32	1		03/02/22 20:04	79-00-5	
Trichloroethene	ND	ug/L	0.50	0.38	1		03/02/22 20:04	79-01-6	
Trichlorofluoromethane	ND	ug/L	1.0	0.30	1		03/02/22 20:04	75-69-4	
1,2,3-Trichloropropane	ND	ug/L	0.50	0.26	1		03/02/22 20:04	96-18-4	
1,2,4-Trimethylbenzene	ND	ug/L	0.50	0.50	1		03/02/22 20:04	95-63-6	
1,3,5-Trimethylbenzene	ND	ug/L	0.50	0.33	1		03/02/22 20:04	108-67-8	
Vinyl chloride	ND	ug/L	1.0	0.39	1		03/02/22 20:04	75-01-4	
m&p-Xylene	ND	ug/L	1.0	0.71	1		03/02/22 20:04	179601-23-1	
o-Xylene	ND	ug/L	0.50	0.34	1		03/02/22 20:04	95-47-6	
Surrogates									
1,2-Dichloroethane-d4 (S)	87	%	70-130		1		03/02/22 20:04	17060-07-0	
4-Bromofluorobenzene (S)	97	%	70-130		1		03/02/22 20:04	460-00-4	
Toluene-d8 (S)	102	%	70-130		1		03/02/22 20:04	2037-26-5	

This report shall not be reproduced, except in full,
without the written consent of Pace Analytical Services, LLC.

Pace Analytical Services, LLC
9800 Kincey Ave. Suite 100
Huntersville, NC 28078
(704)875-9092

ANALYTICAL RESULTS

Project: CPC Huntersville-60674226
Pace Project No.: 92590778

Sample: DUP-1-20220301 **Lab ID: 92590778007** Collected: 03/01/22 00:00 Received: 03/01/22 16:30 Matrix: Water

Parameters	Results	Units	Report Limit	MDL	DF	Prepared	Analyzed	CAS No.	Qual
VPH NC Water	Analytical Method: MADEP VPH								
	Pace Analytical Services - Charlotte								
Total VPH (C5-C12)	ND	ug/L	50.0	50.0	1		03/03/22 05:25		N2
Aliphatic (C05-C08)	ND	ug/L	50.0	50.0	1		03/03/22 05:25		N2
Aliphatic(C09-C12) Adjusted	ND	ug/L	50.0	50.0	1		03/03/22 05:25		N2
Aromatic (C09-C10)	ND	ug/L	50.0	50.0	1		03/03/22 05:25		N2
Surrogates									
4-Bromofluorobenzene (FID) (S)	97	%	70-130		1		03/03/22 05:25	460-00-4	
4-Bromofluorobenzene (PID) (S)	88	%	70-130		1		03/03/22 05:25	460-00-4	
6020 MET ICPMS	Analytical Method: EPA 6020B Preparation Method: EPA 3010A								
	Pace Analytical Services - Asheville								
Lead	**1.7J**	ug/L	5.0	0.077	1	03/02/22 11:49	03/02/22 20:07	7439-92-1	
6200B MSV	Analytical Method: SM 6200B								
	Pace Analytical Services - Charlotte								
Benzene	ND	ug/L	0.50	0.34	1		03/02/22 23:03	71-43-2	
Bromobenzene	ND	ug/L	0.50	0.29	1		03/02/22 23:03	108-86-1	
Bromochloromethane	ND	ug/L	0.50	0.47	1		03/02/22 23:03	74-97-5	
Bromodichloromethane	ND	ug/L	0.50	0.31	1		03/02/22 23:03	75-27-4	
Bromoform	ND	ug/L	0.50	0.34	1		03/02/22 23:03	75-25-2	
Bromomethane	ND	ug/L	5.0	1.7	1		03/02/22 23:03	74-83-9	
n-Butylbenzene	ND	ug/L	0.50	0.49	1		03/02/22 23:03	104-51-8	
sec-Butylbenzene	ND	ug/L	0.50	0.40	1		03/02/22 23:03	135-98-8	
tert-Butylbenzene	ND	ug/L	0.50	0.32	1		03/02/22 23:03	98-06-6	
Carbon tetrachloride	ND	ug/L	0.50	0.33	1		03/02/22 23:03	56-23-5	
Chlorobenzene	ND	ug/L	0.50	0.28	1		03/02/22 23:03	108-90-7	
Chloroethane	ND	ug/L	1.0	0.65	1		03/02/22 23:03	75-00-3	
Chloroform	ND	ug/L	0.50	0.35	1		03/02/22 23:03	67-66-3	
Chloromethane	ND	ug/L	1.0	0.54	1		03/02/22 23:03	74-87-3	
2-Chlorotoluene	ND	ug/L	0.50	0.32	1		03/02/22 23:03	95-49-8	
4-Chlorotoluene	ND	ug/L	0.50	0.32	1		03/02/22 23:03	106-43-4	
1,2-Dibromo-3-chloropropane	ND	ug/L	1.0	0.34	1		03/02/22 23:03	96-12-8	
Dibromochloromethane	ND	ug/L	0.50	0.36	1		03/02/22 23:03	124-48-1	
1,2-Dibromoethane (EDB)	ND	ug/L	0.50	0.27	1		03/02/22 23:03	106-93-4	
Dibromomethane	ND	ug/L	0.50	0.39	1		03/02/22 23:03	74-95-3	
1,2-Dichlorobenzene	ND	ug/L	0.50	0.34	1		03/02/22 23:03	95-50-1	
1,3-Dichlorobenzene	ND	ug/L	0.50	0.34	1		03/02/22 23:03	541-73-1	
1,4-Dichlorobenzene	ND	ug/L	0.50	0.33	1		03/02/22 23:03	106-46-7	
Dichlorodifluoromethane	ND	ug/L	0.50	0.35	1		03/02/22 23:03	75-71-8	
1,1-Dichloroethane	ND	ug/L	0.50	0.37	1		03/02/22 23:03	75-34-3	
1,2-Dichloroethane	ND	ug/L	0.50	0.32	1		03/02/22 23:03	107-06-2	
1,1-Dichloroethene	ND	ug/L	0.50	0.35	1		03/02/22 23:03	75-35-4	
cis-1,2-Dichloroethene	ND	ug/L	0.50	0.38	1		03/02/22 23:03	156-59-2	
trans-1,2-Dichloroethene	ND	ug/L	0.50	0.40	1		03/02/22 23:03	156-60-5	
1,2-Dichloropropane	ND	ug/L	0.50	0.36	1		03/02/22 23:03	78-87-5	
1,3-Dichloropropane	ND	ug/L	0.50	0.28	1		03/02/22 23:03	142-28-9	

This report shall not be reproduced, except in full,
without the written consent of Pace Analytical Services, LLC.

Pace Analytical Services, LLC
9800 Kincey Ave. Suite 100
Huntersville, NC 28078
(704)875-9092

ANALYTICAL RESULTS

Project: CPC Huntersville-60674226
Pace Project No.: 92590778

Sample: DUP-1-20220301 **Lab ID: 92590778007** Collected: 03/01/22 00:00 Received: 03/01/22 16:30 Matrix: Water

Parameters	Results	Units	Report Limit	MDL	DF	Prepared	Analyzed	CAS No.	Qual
6200B MSV	Analytical Method: SM 6200B								
	Pace Analytical Services - Charlotte								
2,2-Dichloropropane	ND	ug/L	0.50	0.39	1		03/02/22 23:03	594-20-7	
1,1-Dichloropropene	ND	ug/L	0.50	0.43	1		03/02/22 23:03	563-58-6	
cis-1,3-Dichloropropene	ND	ug/L	0.50	0.36	1		03/02/22 23:03	10061-01-5	
trans-1,3-Dichloropropene	ND	ug/L	0.50	0.36	1		03/02/22 23:03	10061-02-6	
Diisopropyl ether	ND	ug/L	0.50	0.31	1		03/02/22 23:03	108-20-3	
Ethylbenzene	ND	ug/L	0.50	0.30	1		03/02/22 23:03	100-41-4	
Hexachloro-1,3-butadiene	ND	ug/L	2.0	1.5	1		03/02/22 23:03	87-68-3	
Isopropylbenzene (Cumene)	ND	ug/L	0.50	0.33	1		03/02/22 23:03	98-82-8	
Methylene Chloride	ND	ug/L	2.0	2.0	1		03/02/22 23:03	75-09-2	
Methyl-tert-butyl ether	ND	ug/L	0.50	0.42	1		03/02/22 23:03	1634-04-4	
Naphthalene	ND	ug/L	2.0	0.64	1		03/02/22 23:03	91-20-3	
n-Propylbenzene	ND	ug/L	0.50	0.34	1		03/02/22 23:03	103-65-1	
Styrene	ND	ug/L	0.50	0.29	1		03/02/22 23:03	100-42-5	
1,1,1,2-Tetrachloroethane	ND	ug/L	0.50	0.31	1		03/02/22 23:03	630-20-6	
1,1,2,2-Tetrachloroethane	ND	ug/L	0.50	0.22	1		03/02/22 23:03	79-34-5	
Tetrachloroethene	ND	ug/L	0.50	0.29	1		03/02/22 23:03	127-18-4	
Toluene	ND	ug/L	0.50	0.48	1		03/02/22 23:03	108-88-3	
1,2,3-Trichlorobenzene	ND	ug/L	2.0	0.81	1		03/02/22 23:03	87-61-6	
1,2,4-Trichlorobenzene	ND	ug/L	2.0	0.64	1		03/02/22 23:03	120-82-1	
1,1,1-Trichloroethane	ND	ug/L	0.50	0.33	1		03/02/22 23:03	71-55-6	
1,1,2-Trichloroethane	ND	ug/L	0.50	0.32	1		03/02/22 23:03	79-00-5	
Trichloroethene	ND	ug/L	0.50	0.38	1		03/02/22 23:03	79-01-6	
Trichlorofluoromethane	ND	ug/L	1.0	0.30	1		03/02/22 23:03	75-69-4	
1,2,3-Trichloropropane	ND	ug/L	0.50	0.26	1		03/02/22 23:03	96-18-4	
1,2,4-Trimethylbenzene	ND	ug/L	0.50	0.50	1		03/02/22 23:03	95-63-6	
1,3,5-Trimethylbenzene	ND	ug/L	0.50	0.33	1		03/02/22 23:03	108-67-8	
Vinyl chloride	ND	ug/L	1.0	0.39	1		03/02/22 23:03	75-01-4	
m&p-Xylene	ND	ug/L	1.0	0.71	1		03/02/22 23:03	179601-23-1	
o-Xylene	ND	ug/L	0.50	0.34	1		03/02/22 23:03	95-47-6	
Surrogates									
1,2-Dichloroethane-d4 (S)	90	%	70-130		1		03/02/22 23:03	17060-07-0	
4-Bromofluorobenzene (S)	96	%	70-130		1		03/02/22 23:03	460-00-4	
Toluene-d8 (S)	102	%	70-130		1		03/02/22 23:03	2037-26-5	

This report shall not be reproduced, except in full,
without the written consent of Pace Analytical Services, LLC.

Pace Analytical Services, LLC
9800 Kincey Ave. Suite 100
Huntersville, NC 28078
(704)875-9092

ANALYTICAL RESULTS

Project: CPC Huntersville-60674226
Pace Project No.: 92590778

Sample: MW-79 **Lab ID: 92590778008** Collected: 03/01/22 11:30 Received: 03/01/22 16:30 Matrix: Water

Parameters	Results	Units	Report Limit	MDL	DF	Prepared	Analyzed	CAS No.	Qual
VPH NC Water	Analytical Method: MADEP VPH								
	Pace Analytical Services - Charlotte								
Total VPH (C5-C12)	ND	ug/L	50.0	50.0	1		03/03/22 05:54		N2
Aliphatic (C05-C08)	ND	ug/L	50.0	50.0	1		03/03/22 05:54		N2
Aliphatic(C09-C12) Adjusted	ND	ug/L	50.0	50.0	1		03/03/22 05:54		N2
Aromatic (C09-C10)	ND	ug/L	50.0	50.0	1		03/03/22 05:54		N2
Surrogates									
4-Bromofluorobenzene (FID) (S)	96	%	70-130		1		03/03/22 05:54	460-00-4	
4-Bromofluorobenzene (PID) (S)	87	%	70-130		1		03/03/22 05:54	460-00-4	
6020 MET ICPMS	Analytical Method: EPA 6020B Preparation Method: EPA 3010A								
	Pace Analytical Services - Asheville								
Lead	ND	ug/L	5.0	0.077	1	03/02/22 11:49	03/02/22 20:11	7439-92-1	
6200B MSV	Analytical Method: SM 6200B								
	Pace Analytical Services - Charlotte								
Benzene	**0.99**	ug/L	0.50	0.34	1		03/02/22 20:22	71-43-2	
Bromobenzene	ND	ug/L	0.50	0.29	1		03/02/22 20:22	108-86-1	
Bromochloromethane	ND	ug/L	0.50	0.47	1		03/02/22 20:22	74-97-5	
Bromodichloromethane	ND	ug/L	0.50	0.31	1		03/02/22 20:22	75-27-4	
Bromoform	ND	ug/L	0.50	0.34	1		03/02/22 20:22	75-25-2	
Bromomethane	ND	ug/L	5.0	1.7	1		03/02/22 20:22	74-83-9	
n-Butylbenzene	ND	ug/L	0.50	0.49	1		03/02/22 20:22	104-51-8	
sec-Butylbenzene	ND	ug/L	0.50	0.40	1		03/02/22 20:22	135-98-8	
tert-Butylbenzene	ND	ug/L	0.50	0.32	1		03/02/22 20:22	98-06-6	
Carbon tetrachloride	ND	ug/L	0.50	0.33	1		03/02/22 20:22	56-23-5	
Chlorobenzene	ND	ug/L	0.50	0.28	1		03/02/22 20:22	108-90-7	
Chloroethane	ND	ug/L	1.0	0.65	1		03/02/22 20:22	75-00-3	
Chloroform	ND	ug/L	0.50	0.35	1		03/02/22 20:22	67-66-3	
Chloromethane	ND	ug/L	1.0	0.54	1		03/02/22 20:22	74-87-3	
2-Chlorotoluene	ND	ug/L	0.50	0.32	1		03/02/22 20:22	95-49-8	
4-Chlorotoluene	ND	ug/L	0.50	0.32	1		03/02/22 20:22	106-43-4	
1,2-Dibromo-3-chloropropane	ND	ug/L	1.0	0.34	1		03/02/22 20:22	96-12-8	
Dibromochloromethane	ND	ug/L	0.50	0.36	1		03/02/22 20:22	124-48-1	
1,2-Dibromoethane (EDB)	ND	ug/L	0.50	0.27	1		03/02/22 20:22	106-93-4	
Dibromomethane	ND	ug/L	0.50	0.39	1		03/02/22 20:22	74-95-3	
1,2-Dichlorobenzene	ND	ug/L	0.50	0.34	1		03/02/22 20:22	95-50-1	
1,3-Dichlorobenzene	ND	ug/L	0.50	0.34	1		03/02/22 20:22	541-73-1	
1,4-Dichlorobenzene	ND	ug/L	0.50	0.33	1		03/02/22 20:22	106-46-7	
Dichlorodifluoromethane	ND	ug/L	0.50	0.35	1		03/02/22 20:22	75-71-8	
1,1-Dichloroethane	ND	ug/L	0.50	0.37	1		03/02/22 20:22	75-34-3	
1,2-Dichloroethane	ND	ug/L	0.50	0.32	1		03/02/22 20:22	107-06-2	
1,1-Dichloroethene	ND	ug/L	0.50	0.35	1		03/02/22 20:22	75-35-4	
cis-1,2-Dichloroethene	ND	ug/L	0.50	0.38	1		03/02/22 20:22	156-59-2	
trans-1,2-Dichloroethene	ND	ug/L	0.50	0.40	1		03/02/22 20:22	156-60-5	
1,2-Dichloropropane	ND	ug/L	0.50	0.36	1		03/02/22 20:22	78-87-5	
1,3-Dichloropropane	ND	ug/L	0.50	0.28	1		03/02/22 20:22	142-28-9	

This report shall not be reproduced, except in full,
without the written consent of Pace Analytical Services, LLC.

Pace Analytical Services, LLC
9800 Kincey Ave. Suite 100
Huntersville, NC 28078
(704)875-9092

ANALYTICAL RESULTS

Project: CPC Huntersville-60674226
Pace Project No.: 92590778

Sample: MW-79 **Lab ID: 92590778008** Collected: 03/01/22 11:30 Received: 03/01/22 16:30 Matrix: Water

Parameters	Results	Units	Report Limit	MDL	DF	Prepared	Analyzed	CAS No.	Qual
6200B MSV	Analytical Method: SM 6200B								
	Pace Analytical Services - Charlotte								
2,2-Dichloropropane	ND	ug/L	0.50	0.39	1		03/02/22 20:22	594-20-7	
1,1-Dichloropropene	ND	ug/L	0.50	0.43	1		03/02/22 20:22	563-58-6	
cis-1,3-Dichloropropene	ND	ug/L	0.50	0.36	1		03/02/22 20:22	10061-01-5	
trans-1,3-Dichloropropene	ND	ug/L	0.50	0.36	1		03/02/22 20:22	10061-02-6	
Diisopropyl ether	**0.33J**	ug/L	0.50	0.31	1		03/02/22 20:22	108-20-3	
Ethylbenzene	**0.38J**	ug/L	0.50	0.30	1		03/02/22 20:22	100-41-4	
Hexachloro-1,3-butadiene	ND	ug/L	2.0	1.5	1		03/02/22 20:22	87-68-3	
Isopropylbenzene (Cumene)	ND	ug/L	0.50	0.33	1		03/02/22 20:22	98-82-8	
Methylene Chloride	ND	ug/L	2.0	2.0	1		03/02/22 20:22	75-09-2	
Methyl-tert-butyl ether	ND	ug/L	0.50	0.42	1		03/02/22 20:22	1634-04-4	
Naphthalene	ND	ug/L	2.0	0.64	1		03/02/22 20:22	91-20-3	
n-Propylbenzene	ND	ug/L	0.50	0.34	1		03/02/22 20:22	103-65-1	
Styrene	ND	ug/L	0.50	0.29	1		03/02/22 20:22	100-42-5	
1,1,1,2-Tetrachloroethane	ND	ug/L	0.50	0.31	1		03/02/22 20:22	630-20-6	
1,1,2,2-Tetrachloroethane	ND	ug/L	0.50	0.22	1		03/02/22 20:22	79-34-5	
Tetrachloroethene	ND	ug/L	0.50	0.29	1		03/02/22 20:22	127-18-4	
Toluene	**2.2**	ug/L	0.50	0.48	1		03/02/22 20:22	108-88-3	
1,2,3-Trichlorobenzene	ND	ug/L	2.0	0.81	1		03/02/22 20:22	87-61-6	
1,2,4-Trichlorobenzene	ND	ug/L	2.0	0.64	1		03/02/22 20:22	120-82-1	
1,1,1-Trichloroethane	ND	ug/L	0.50	0.33	1		03/02/22 20:22	71-55-6	
1,1,2-Trichloroethane	ND	ug/L	0.50	0.32	1		03/02/22 20:22	79-00-5	
Trichloroethene	ND	ug/L	0.50	0.38	1		03/02/22 20:22	79-01-6	
Trichlorofluoromethane	ND	ug/L	1.0	0.30	1		03/02/22 20:22	75-69-4	
1,2,3-Trichloropropane	ND	ug/L	0.50	0.26	1		03/02/22 20:22	96-18-4	
1,2,4-Trimethylbenzene	**0.50**	ug/L	0.50	0.50	1		03/02/22 20:22	95-63-6	
1,3,5-Trimethylbenzene	ND	ug/L	0.50	0.33	1		03/02/22 20:22	108-67-8	
Vinyl chloride	ND	ug/L	1.0	0.39	1		03/02/22 20:22	75-01-4	
m&p-Xylene	**1.2**	ug/L	1.0	0.71	1		03/02/22 20:22	179601-23-1	
o-Xylene	**1.2**	ug/L	0.50	0.34	1		03/02/22 20:22	95-47-6	
Surrogates									
1,2-Dichloroethane-d4 (S)	88	%	70-130		1		03/02/22 20:22	17060-07-0	
4-Bromofluorobenzene (S)	96	%	70-130		1		03/02/22 20:22	460-00-4	
Toluene-d8 (S)	102	%	70-130		1		03/02/22 20:22	2037-26-5	

This report shall not be reproduced, except in full,
without the written consent of Pace Analytical Services, LLC.

Pace Analytical Services, LLC
9800 Kincey Ave. Suite 100
Huntersville, NC 28078
(704)875-9092

ANALYTICAL RESULTS

Project: CPC Huntersville-60674226
Pace Project No.: 92590778

Sample: MW-31D **Lab ID: 92590778009** Collected: 03/01/22 12:00 Received: 03/01/22 16:30 Matrix: Water

Parameters	Results	Units	Report Limit	MDL	DF	Prepared	Analyzed	CAS No.	Qual
VPH NC Water	Analytical Method: MADEP VPH								
	Pace Analytical Services - Charlotte								
Total VPH (C5-C12)	ND	ug/L	50.0	50.0	1		03/03/22 06:23		N2
Aliphatic (C05-C08)	ND	ug/L	50.0	50.0	1		03/03/22 06:23		N2
Aliphatic(C09-C12) Adjusted	ND	ug/L	50.0	50.0	1		03/03/22 06:23		N2
Aromatic (C09-C10)	ND	ug/L	50.0	50.0	1		03/03/22 06:23		N2
Surrogates									
4-Bromofluorobenzene (FID) (S)	101	%	70-130		1		03/03/22 06:23	460-00-4	
4-Bromofluorobenzene (PID) (S)	91	%	70-130		1		03/03/22 06:23	460-00-4	
6020 MET ICPMS	Analytical Method: EPA 6020B Preparation Method: EPA 3010A								
	Pace Analytical Services - Asheville								
Lead	**6.5**	ug/L	5.0	0.077	1	03/02/22 11:49	03/02/22 20:15	7439-92-1	
6200B MSV	Analytical Method: SM 6200B								
	Pace Analytical Services - Charlotte								
Benzene	ND	ug/L	0.50	0.34	1		03/02/22 20:40	71-43-2	
Bromobenzene	ND	ug/L	0.50	0.29	1		03/02/22 20:40	108-86-1	
Bromochloromethane	ND	ug/L	0.50	0.47	1		03/02/22 20:40	74-97-5	
Bromodichloromethane	ND	ug/L	0.50	0.31	1		03/02/22 20:40	75-27-4	
Bromoform	ND	ug/L	0.50	0.34	1		03/02/22 20:40	75-25-2	
Bromomethane	ND	ug/L	5.0	1.7	1		03/02/22 20:40	74-83-9	
n-Butylbenzene	ND	ug/L	0.50	0.49	1		03/02/22 20:40	104-51-8	
sec-Butylbenzene	ND	ug/L	0.50	0.40	1		03/02/22 20:40	135-98-8	
tert-Butylbenzene	ND	ug/L	0.50	0.32	1		03/02/22 20:40	98-06-6	
Carbon tetrachloride	ND	ug/L	0.50	0.33	1		03/02/22 20:40	56-23-5	
Chlorobenzene	ND	ug/L	0.50	0.28	1		03/02/22 20:40	108-90-7	
Chloroethane	ND	ug/L	1.0	0.65	1		03/02/22 20:40	75-00-3	
Chloroform	ND	ug/L	0.50	0.35	1		03/02/22 20:40	67-66-3	
Chloromethane	ND	ug/L	1.0	0.54	1		03/02/22 20:40	74-87-3	
2-Chlorotoluene	ND	ug/L	0.50	0.32	1		03/02/22 20:40	95-49-8	
4-Chlorotoluene	ND	ug/L	0.50	0.32	1		03/02/22 20:40	106-43-4	
1,2-Dibromo-3-chloropropane	ND	ug/L	1.0	0.34	1		03/02/22 20:40	96-12-8	
Dibromochloromethane	ND	ug/L	0.50	0.36	1		03/02/22 20:40	124-48-1	
1,2-Dibromoethane (EDB)	ND	ug/L	0.50	0.27	1		03/02/22 20:40	106-93-4	
Dibromomethane	ND	ug/L	0.50	0.39	1		03/02/22 20:40	74-95-3	
1,2-Dichlorobenzene	ND	ug/L	0.50	0.34	1		03/02/22 20:40	95-50-1	
1,3-Dichlorobenzene	ND	ug/L	0.50	0.34	1		03/02/22 20:40	541-73-1	
1,4-Dichlorobenzene	ND	ug/L	0.50	0.33	1		03/02/22 20:40	106-46-7	
Dichlorodifluoromethane	ND	ug/L	0.50	0.35	1		03/02/22 20:40	75-71-8	
1,1-Dichloroethane	ND	ug/L	0.50	0.37	1		03/02/22 20:40	75-34-3	
1,2-Dichloroethane	ND	ug/L	0.50	0.32	1		03/02/22 20:40	107-06-2	
1,1-Dichloroethene	ND	ug/L	0.50	0.35	1		03/02/22 20:40	75-35-4	
cis-1,2-Dichloroethene	ND	ug/L	0.50	0.38	1		03/02/22 20:40	156-59-2	
trans-1,2-Dichloroethene	ND	ug/L	0.50	0.40	1		03/02/22 20:40	156-60-5	
1,2-Dichloropropane	ND	ug/L	0.50	0.36	1		03/02/22 20:40	78-87-5	
1,3-Dichloropropane	ND	ug/L	0.50	0.28	1		03/02/22 20:40	142-28-9	

This report shall not be reproduced, except in full,
without the written consent of Pace Analytical Services, LLC.

Pace Analytical Services, LLC
9800 Kincey Ave. Suite 100
Huntersville, NC 28078
(704)875-9092

ANALYTICAL RESULTS

Project: CPC Huntersville-60674226
Pace Project No.: 92590778

Sample: MW-31D **Lab ID: 92590778009** Collected: 03/01/22 12:00 Received: 03/01/22 16:30 Matrix: Water

Parameters	Results	Units	Report Limit	MDL	DF	Prepared	Analyzed	CAS No.	Qual
6200B MSV	Analytical Method: SM 6200B								
	Pace Analytical Services - Charlotte								
2,2-Dichloropropane	ND	ug/L	0.50	0.39	1		03/02/22 20:40	594-20-7	
1,1-Dichloropropene	ND	ug/L	0.50	0.43	1		03/02/22 20:40	563-58-6	
cis-1,3-Dichloropropene	ND	ug/L	0.50	0.36	1		03/02/22 20:40	10061-01-5	
trans-1,3-Dichloropropene	ND	ug/L	0.50	0.36	1		03/02/22 20:40	10061-02-6	
Diisopropyl ether	ND	ug/L	0.50	0.31	1		03/02/22 20:40	108-20-3	
Ethylbenzene	ND	ug/L	0.50	0.30	1		03/02/22 20:40	100-41-4	
Hexachloro-1,3-butadiene	ND	ug/L	2.0	1.5	1		03/02/22 20:40	87-68-3	
Isopropylbenzene (Cumene)	ND	ug/L	0.50	0.33	1		03/02/22 20:40	98-82-8	
Methylene Chloride	ND	ug/L	2.0	2.0	1		03/02/22 20:40	75-09-2	
Methyl-tert-butyl ether	ND	ug/L	0.50	0.42	1		03/02/22 20:40	1634-04-4	
Naphthalene	ND	ug/L	2.0	0.64	1		03/02/22 20:40	91-20-3	
n-Propylbenzene	ND	ug/L	0.50	0.34	1		03/02/22 20:40	103-65-1	
Styrene	ND	ug/L	0.50	0.29	1		03/02/22 20:40	100-42-5	
1,1,1,2-Tetrachloroethane	ND	ug/L	0.50	0.31	1		03/02/22 20:40	630-20-6	
1,1,2,2-Tetrachloroethane	ND	ug/L	0.50	0.22	1		03/02/22 20:40	79-34-5	
Tetrachloroethene	ND	ug/L	0.50	0.29	1		03/02/22 20:40	127-18-4	
Toluene	ND	ug/L	0.50	0.48	1		03/02/22 20:40	108-88-3	
1,2,3-Trichlorobenzene	ND	ug/L	2.0	0.81	1		03/02/22 20:40	87-61-6	
1,2,4-Trichlorobenzene	ND	ug/L	2.0	0.64	1		03/02/22 20:40	120-82-1	
1,1,1-Trichloroethane	ND	ug/L	0.50	0.33	1		03/02/22 20:40	71-55-6	
1,1,2-Trichloroethane	ND	ug/L	0.50	0.32	1		03/02/22 20:40	79-00-5	
Trichloroethene	ND	ug/L	0.50	0.38	1		03/02/22 20:40	79-01-6	
Trichlorofluoromethane	ND	ug/L	1.0	0.30	1		03/02/22 20:40	75-69-4	
1,2,3-Trichloropropane	ND	ug/L	0.50	0.26	1		03/02/22 20:40	96-18-4	
1,2,4-Trimethylbenzene	ND	ug/L	0.50	0.50	1		03/02/22 20:40	95-63-6	
1,3,5-Trimethylbenzene	ND	ug/L	0.50	0.33	1		03/02/22 20:40	108-67-8	
Vinyl chloride	ND	ug/L	1.0	0.39	1		03/02/22 20:40	75-01-4	
m&p-Xylene	ND	ug/L	1.0	0.71	1		03/02/22 20:40	179601-23-1	
o-Xylene	ND	ug/L	0.50	0.34	1		03/02/22 20:40	95-47-6	
Surrogates									
1,2-Dichloroethane-d4 (S)	89	%	70-130		1		03/02/22 20:40	17060-07-0	
4-Bromofluorobenzene (S)	98	%	70-130		1		03/02/22 20:40	460-00-4	
Toluene-d8 (S)	101	%	70-130		1		03/02/22 20:40	2037-26-5	

This report shall not be reproduced, except in full,
without the written consent of Pace Analytical Services, LLC.

Pace Analytical Services, LLC
9800 Kincey Ave. Suite 100
Huntersville, NC 28078
(704)875-9092

ANALYTICAL RESULTS

Project: CPC Huntersville-60674226
Pace Project No.: 92590778

Sample: MW-23 **Lab ID: 92590778010** Collected: 03/01/22 12:15 Received: 03/01/22 16:30 Matrix: Water

Parameters	Results	Units	Report Limit	MDL	DF	Prepared	Analyzed	CAS No.	Qual
VPH NC Water	Analytical Method: MADEP VPH								
	Pace Analytical Services - Charlotte								
Total VPH (C5-C12)	ND	ug/L	50.0	50.0	1		03/03/22 06:52		N2
Aliphatic (C05-C08)	ND	ug/L	50.0	50.0	1		03/03/22 06:52		N2
Aliphatic(C09-C12) Adjusted	ND	ug/L	50.0	50.0	1		03/03/22 06:52		N2
Aromatic (C09-C10)	ND	ug/L	50.0	50.0	1		03/03/22 06:52		N2
Surrogates									
4-Bromofluorobenzene (FID) (S)	99	%	70-130		1		03/03/22 06:52	460-00-4	
4-Bromofluorobenzene (PID) (S)	89	%	70-130		1		03/03/22 06:52	460-00-4	
6020 MET ICPMS	Analytical Method: EPA 6020B Preparation Method: EPA 3010A								
	Pace Analytical Services - Asheville								
Lead	**0.28J**	ug/L	5.0	0.077	1	03/02/22 11:49	03/02/22 20:19	7439-92-1	
6200B MSV	Analytical Method: SM 6200B								
	Pace Analytical Services - Charlotte								
Benzene	ND	ug/L	0.50	0.34	1		03/02/22 20:58	71-43-2	
Bromobenzene	ND	ug/L	0.50	0.29	1		03/02/22 20:58	108-86-1	
Bromochloromethane	ND	ug/L	0.50	0.47	1		03/02/22 20:58	74-97-5	
Bromodichloromethane	ND	ug/L	0.50	0.31	1		03/02/22 20:58	75-27-4	
Bromoform	ND	ug/L	0.50	0.34	1		03/02/22 20:58	75-25-2	
Bromomethane	ND	ug/L	5.0	1.7	1		03/02/22 20:58	74-83-9	
n-Butylbenzene	ND	ug/L	0.50	0.49	1		03/02/22 20:58	104-51-8	
sec-Butylbenzene	ND	ug/L	0.50	0.40	1		03/02/22 20:58	135-98-8	
tert-Butylbenzene	ND	ug/L	0.50	0.32	1		03/02/22 20:58	98-06-6	
Carbon tetrachloride	ND	ug/L	0.50	0.33	1		03/02/22 20:58	56-23-5	
Chlorobenzene	ND	ug/L	0.50	0.28	1		03/02/22 20:58	108-90-7	
Chloroethane	ND	ug/L	1.0	0.65	1		03/02/22 20:58	75-00-3	
Chloroform	ND	ug/L	0.50	0.35	1		03/02/22 20:58	67-66-3	
Chloromethane	ND	ug/L	1.0	0.54	1		03/02/22 20:58	74-87-3	
2-Chlorotoluene	ND	ug/L	0.50	0.32	1		03/02/22 20:58	95-49-8	
4-Chlorotoluene	ND	ug/L	0.50	0.32	1		03/02/22 20:58	106-43-4	
1,2-Dibromo-3-chloropropane	ND	ug/L	1.0	0.34	1		03/02/22 20:58	96-12-8	
Dibromochloromethane	ND	ug/L	0.50	0.36	1		03/02/22 20:58	124-48-1	
1,2-Dibromoethane (EDB)	ND	ug/L	0.50	0.27	1		03/02/22 20:58	106-93-4	
Dibromomethane	ND	ug/L	0.50	0.39	1		03/02/22 20:58	74-95-3	
1,2-Dichlorobenzene	ND	ug/L	0.50	0.34	1		03/02/22 20:58	95-50-1	
1,3-Dichlorobenzene	ND	ug/L	0.50	0.34	1		03/02/22 20:58	541-73-1	
1,4-Dichlorobenzene	ND	ug/L	0.50	0.33	1		03/02/22 20:58	106-46-7	
Dichlorodifluoromethane	ND	ug/L	0.50	0.35	1		03/02/22 20:58	75-71-8	
1,1-Dichloroethane	ND	ug/L	0.50	0.37	1		03/02/22 20:58	75-34-3	
1,2-Dichloroethane	ND	ug/L	0.50	0.32	1		03/02/22 20:58	107-06-2	
1,1-Dichloroethene	ND	ug/L	0.50	0.35	1		03/02/22 20:58	75-35-4	
cis-1,2-Dichloroethene	ND	ug/L	0.50	0.38	1		03/02/22 20:58	156-59-2	
trans-1,2-Dichloroethene	ND	ug/L	0.50	0.40	1		03/02/22 20:58	156-60-5	
1,2-Dichloropropane	ND	ug/L	0.50	0.36	1		03/02/22 20:58	78-87-5	
1,3-Dichloropropane	ND	ug/L	0.50	0.28	1		03/02/22 20:58	142-28-9	

This report shall not be reproduced, except in full,
without the written consent of Pace Analytical Services, LLC.

Pace Analytical Services, LLC
9800 Kincey Ave. Suite 100
Huntersville, NC 28078
(704)875-9092

ANALYTICAL RESULTS

Project: CPC Huntersville-60674226
Pace Project No.: 92590778

Sample: MW-23 **Lab ID: 92590778010** Collected: 03/01/22 12:15 Received: 03/01/22 16:30 Matrix: Water

Parameters	Results	Units	Report Limit	MDL	DF	Prepared	Analyzed	CAS No.	Qual
6200B MSV	Analytical Method: SM 6200B								
	Pace Analytical Services - Charlotte								
2,2-Dichloropropane	ND	ug/L	0.50	0.39	1		03/02/22 20:58	594-20-7	
1,1-Dichloropropene	ND	ug/L	0.50	0.43	1		03/02/22 20:58	563-58-6	
cis-1,3-Dichloropropene	ND	ug/L	0.50	0.36	1		03/02/22 20:58	10061-01-5	
trans-1,3-Dichloropropene	ND	ug/L	0.50	0.36	1		03/02/22 20:58	10061-02-6	
Diisopropyl ether	ND	ug/L	0.50	0.31	1		03/02/22 20:58	108-20-3	
Ethylbenzene	ND	ug/L	0.50	0.30	1		03/02/22 20:58	100-41-4	
Hexachloro-1,3-butadiene	ND	ug/L	2.0	1.5	1		03/02/22 20:58	87-68-3	
Isopropylbenzene (Cumene)	ND	ug/L	0.50	0.33	1		03/02/22 20:58	98-82-8	
Methylene Chloride	ND	ug/L	2.0	2.0	1		03/02/22 20:58	75-09-2	
Methyl-tert-butyl ether	ND	ug/L	0.50	0.42	1		03/02/22 20:58	1634-04-4	
Naphthalene	ND	ug/L	2.0	0.64	1		03/02/22 20:58	91-20-3	
n-Propylbenzene	ND	ug/L	0.50	0.34	1		03/02/22 20:58	103-65-1	
Styrene	ND	ug/L	0.50	0.29	1		03/02/22 20:58	100-42-5	
1,1,1,2-Tetrachloroethane	ND	ug/L	0.50	0.31	1		03/02/22 20:58	630-20-6	
1,1,2,2-Tetrachloroethane	ND	ug/L	0.50	0.22	1		03/02/22 20:58	79-34-5	
Tetrachloroethene	ND	ug/L	0.50	0.29	1		03/02/22 20:58	127-18-4	
Toluene	ND	ug/L	0.50	0.48	1		03/02/22 20:58	108-88-3	
1,2,3-Trichlorobenzene	ND	ug/L	2.0	0.81	1		03/02/22 20:58	87-61-6	
1,2,4-Trichlorobenzene	ND	ug/L	2.0	0.64	1		03/02/22 20:58	120-82-1	
1,1,1-Trichloroethane	ND	ug/L	0.50	0.33	1		03/02/22 20:58	71-55-6	
1,1,2-Trichloroethane	ND	ug/L	0.50	0.32	1		03/02/22 20:58	79-00-5	
Trichloroethene	ND	ug/L	0.50	0.38	1		03/02/22 20:58	79-01-6	
Trichlorofluoromethane	ND	ug/L	1.0	0.30	1		03/02/22 20:58	75-69-4	
1,2,3-Trichloropropane	ND	ug/L	0.50	0.26	1		03/02/22 20:58	96-18-4	
1,2,4-Trimethylbenzene	ND	ug/L	0.50	0.50	1		03/02/22 20:58	95-63-6	
1,3,5-Trimethylbenzene	ND	ug/L	0.50	0.33	1		03/02/22 20:58	108-67-8	
Vinyl chloride	ND	ug/L	1.0	0.39	1		03/02/22 20:58	75-01-4	
m&p-Xylene	ND	ug/L	1.0	0.71	1		03/02/22 20:58	179601-23-1	
o-Xylene	ND	ug/L	0.50	0.34	1		03/02/22 20:58	95-47-6	
Surrogates									
1,2-Dichloroethane-d4 (S)	89	%	70-130		1		03/02/22 20:58	17060-07-0	
4-Bromofluorobenzene (S)	100	%	70-130		1		03/02/22 20:58	460-00-4	
Toluene-d8 (S)	101	%	70-130		1		03/02/22 20:58	2037-26-5	

This report shall not be reproduced, except in full,
without the written consent of Pace Analytical Services, LLC.

Pace Analytical Services, LLC
9800 Kincey Ave. Suite 100
Huntersville, NC 28078
(704)875-9092

ANALYTICAL RESULTS

Project: CPC Huntersville-60674226
Pace Project No.: 92590778

Sample: MW-21 **Lab ID: 92590778011** Collected: 03/01/22 13:35 Received: 03/01/22 16:30 Matrix: Water

Parameters	Results	Units	Report Limit	MDL	DF	Prepared	Analyzed	CAS No.	Qual
VPH NC Water	Analytical Method: MADEP VPH								
	Pace Analytical Services - Charlotte								
Total VPH (C5-C12)	ND	ug/L	50.0	50.0	1		03/03/22 07:20		N2
Aliphatic (C05-C08)	ND	ug/L	50.0	50.0	1		03/03/22 07:20		N2
Aliphatic(C09-C12) Adjusted	ND	ug/L	50.0	50.0	1		03/03/22 07:20		N2
Aromatic (C09-C10)	ND	ug/L	50.0	50.0	1		03/03/22 07:20		N2
Surrogates									
4-Bromofluorobenzene (FID) (S)	99	%	70-130		1		03/03/22 07:20	460-00-4	
4-Bromofluorobenzene (PID) (S)	90	%	70-130		1		03/03/22 07:20	460-00-4	
6020 MET ICPMS	Analytical Method: EPA 6020B Preparation Method: EPA 3010A								
	Pace Analytical Services - Asheville								
Lead	**0.14J**	ug/L	5.0	0.077	1	03/02/22 11:49	03/02/22 20:23	7439-92-1	
6200B MSV	Analytical Method: SM 6200B								
	Pace Analytical Services - Charlotte								
Benzene	ND	ug/L	0.50	0.34	1		03/02/22 21:15	71-43-2	
Bromobenzene	ND	ug/L	0.50	0.29	1		03/02/22 21:15	108-86-1	
Bromochloromethane	ND	ug/L	0.50	0.47	1		03/02/22 21:15	74-97-5	
Bromodichloromethane	ND	ug/L	0.50	0.31	1		03/02/22 21:15	75-27-4	
Bromoform	ND	ug/L	0.50	0.34	1		03/02/22 21:15	75-25-2	
Bromomethane	ND	ug/L	5.0	1.7	1		03/02/22 21:15	74-83-9	
n-Butylbenzene	ND	ug/L	0.50	0.49	1		03/02/22 21:15	104-51-8	
sec-Butylbenzene	ND	ug/L	0.50	0.40	1		03/02/22 21:15	135-98-8	
tert-Butylbenzene	ND	ug/L	0.50	0.32	1		03/02/22 21:15	98-06-6	
Carbon tetrachloride	ND	ug/L	0.50	0.33	1		03/02/22 21:15	56-23-5	
Chlorobenzene	ND	ug/L	0.50	0.28	1		03/02/22 21:15	108-90-7	
Chloroethane	ND	ug/L	1.0	0.65	1		03/02/22 21:15	75-00-3	
Chloroform	ND	ug/L	0.50	0.35	1		03/02/22 21:15	67-66-3	
Chloromethane	ND	ug/L	1.0	0.54	1		03/02/22 21:15	74-87-3	
2-Chlorotoluene	ND	ug/L	0.50	0.32	1		03/02/22 21:15	95-49-8	
4-Chlorotoluene	ND	ug/L	0.50	0.32	1		03/02/22 21:15	106-43-4	
1,2-Dibromo-3-chloropropane	ND	ug/L	1.0	0.34	1		03/02/22 21:15	96-12-8	
Dibromochloromethane	ND	ug/L	0.50	0.36	1		03/02/22 21:15	124-48-1	
1,2-Dibromoethane (EDB)	ND	ug/L	0.50	0.27	1		03/02/22 21:15	106-93-4	
Dibromomethane	ND	ug/L	0.50	0.39	1		03/02/22 21:15	74-95-3	
1,2-Dichlorobenzene	ND	ug/L	0.50	0.34	1		03/02/22 21:15	95-50-1	
1,3-Dichlorobenzene	ND	ug/L	0.50	0.34	1		03/02/22 21:15	541-73-1	
1,4-Dichlorobenzene	ND	ug/L	0.50	0.33	1		03/02/22 21:15	106-46-7	
Dichlorodifluoromethane	ND	ug/L	0.50	0.35	1		03/02/22 21:15	75-71-8	
1,1-Dichloroethane	ND	ug/L	0.50	0.37	1		03/02/22 21:15	75-34-3	
1,2-Dichloroethane	ND	ug/L	0.50	0.32	1		03/02/22 21:15	107-06-2	
1,1-Dichloroethene	ND	ug/L	0.50	0.35	1		03/02/22 21:15	75-35-4	
cis-1,2-Dichloroethene	ND	ug/L	0.50	0.38	1		03/02/22 21:15	156-59-2	
trans-1,2-Dichloroethene	ND	ug/L	0.50	0.40	1		03/02/22 21:15	156-60-5	
1,2-Dichloropropane	ND	ug/L	0.50	0.36	1		03/02/22 21:15	78-87-5	
1,3-Dichloropropane	ND	ug/L	0.50	0.28	1		03/02/22 21:15	142-28-9	

This report shall not be reproduced, except in full,
without the written consent of Pace Analytical Services, LLC.

Pace Analytical Services, LLC
9800 Kincey Ave. Suite 100
Huntersville, NC 28078
(704)875-9092

ANALYTICAL RESULTS

Project: CPC Huntersville-60674226
Pace Project No.: 92590778

Sample: MW-21 **Lab ID: 92590778011** Collected: 03/01/22 13:35 Received: 03/01/22 16:30 Matrix: Water

Parameters	Results	Units	Report Limit	MDL	DF	Prepared	Analyzed	CAS No.	Qual
6200B MSV	Analytical Method: SM 6200B								
	Pace Analytical Services - Charlotte								
2,2-Dichloropropane	ND	ug/L	0.50	0.39	1		03/02/22 21:15	594-20-7	
1,1-Dichloropropene	ND	ug/L	0.50	0.43	1		03/02/22 21:15	563-58-6	
cis-1,3-Dichloropropene	ND	ug/L	0.50	0.36	1		03/02/22 21:15	10061-01-5	
trans-1,3-Dichloropropene	ND	ug/L	0.50	0.36	1		03/02/22 21:15	10061-02-6	
Diisopropyl ether	ND	ug/L	0.50	0.31	1		03/02/22 21:15	108-20-3	
Ethylbenzene	ND	ug/L	0.50	0.30	1		03/02/22 21:15	100-41-4	
Hexachloro-1,3-butadiene	ND	ug/L	2.0	1.5	1		03/02/22 21:15	87-68-3	
Isopropylbenzene (Cumene)	ND	ug/L	0.50	0.33	1		03/02/22 21:15	98-82-8	
Methylene Chloride	ND	ug/L	2.0	2.0	1		03/02/22 21:15	75-09-2	
Methyl-tert-butyl ether	ND	ug/L	0.50	0.42	1		03/02/22 21:15	1634-04-4	
Naphthalene	ND	ug/L	2.0	0.64	1		03/02/22 21:15	91-20-3	
n-Propylbenzene	ND	ug/L	0.50	0.34	1		03/02/22 21:15	103-65-1	
Styrene	ND	ug/L	0.50	0.29	1		03/02/22 21:15	100-42-5	
1,1,1,2-Tetrachloroethane	ND	ug/L	0.50	0.31	1		03/02/22 21:15	630-20-6	
1,1,2,2-Tetrachloroethane	ND	ug/L	0.50	0.22	1		03/02/22 21:15	79-34-5	
Tetrachloroethene	ND	ug/L	0.50	0.29	1		03/02/22 21:15	127-18-4	
Toluene	ND	ug/L	0.50	0.48	1		03/02/22 21:15	108-88-3	
1,2,3-Trichlorobenzene	ND	ug/L	2.0	0.81	1		03/02/22 21:15	87-61-6	
1,2,4-Trichlorobenzene	ND	ug/L	2.0	0.64	1		03/02/22 21:15	120-82-1	
1,1,1-Trichloroethane	ND	ug/L	0.50	0.33	1		03/02/22 21:15	71-55-6	
1,1,2-Trichloroethane	ND	ug/L	0.50	0.32	1		03/02/22 21:15	79-00-5	
Trichloroethene	ND	ug/L	0.50	0.38	1		03/02/22 21:15	79-01-6	
Trichlorofluoromethane	ND	ug/L	1.0	0.30	1		03/02/22 21:15	75-69-4	
1,2,3-Trichloropropane	ND	ug/L	0.50	0.26	1		03/02/22 21:15	96-18-4	
1,2,4-Trimethylbenzene	ND	ug/L	0.50	0.50	1		03/02/22 21:15	95-63-6	
1,3,5-Trimethylbenzene	ND	ug/L	0.50	0.33	1		03/02/22 21:15	108-67-8	
Vinyl chloride	ND	ug/L	1.0	0.39	1		03/02/22 21:15	75-01-4	
m&p-Xylene	ND	ug/L	1.0	0.71	1		03/02/22 21:15	179601-23-1	
o-Xylene	ND	ug/L	0.50	0.34	1		03/02/22 21:15	95-47-6	
Surrogates									
1,2-Dichloroethane-d4 (S)	90	%	70-130		1		03/02/22 21:15	17060-07-0	
4-Bromofluorobenzene (S)	99	%	70-130		1		03/02/22 21:15	460-00-4	
Toluene-d8 (S)	101	%	70-130		1		03/02/22 21:15	2037-26-5	

This report shall not be reproduced, except in full,
without the written consent of Pace Analytical Services, LLC.

Pace Analytical Services, LLC
9800 Kincey Ave. Suite 100
Huntersville, NC 28078
(704)875-9092

ANALYTICAL RESULTS

Project: CPC Huntersville-60674226
Pace Project No.: 92590778

Sample: MW-19 **Lab ID: 92590778012** Collected: 03/01/22 15:25 Received: 03/01/22 16:30 Matrix: Water

Parameters	Results	Units	Report Limit	MDL	DF	Prepared	Analyzed	CAS No.	Qual
VPH NC Water	Analytical Method: MADEP VPH								
	Pace Analytical Services - Charlotte								
Total VPH (C5-C12)	**127000**	ug/L	2500	2500	50		03/03/22 21:54		N2
Aliphatic (C05-C08)	**104000**	ug/L	2500	2500	50		03/03/22 21:54		N2
Aliphatic(C09-C12) Adjusted	**19600**	ug/L	2500	2500	50		03/03/22 21:54		N2
Aromatic (C09-C10)	**3480**	ug/L	2500	2500	50		03/03/22 21:54		N2
Surrogates									
4-Bromofluorobenzene (FID) (S)	101	%	70-130		50		03/03/22 21:54	460-00-4	
4-Bromofluorobenzene (PID) (S)	89	%	70-130		50		03/03/22 21:54	460-00-4	
6020 MET ICPMS	Analytical Method: EPA 6020B Preparation Method: EPA 3010A								
	Pace Analytical Services - Asheville								
Lead	**37.7**	ug/L	25.0	0.38	5	03/02/22 11:49	03/02/22 20:27	7439-92-1	
6200B MSV	Analytical Method: SM 6200B								
	Pace Analytical Services - Charlotte								
Benzene	**6260**	ug/L	50.0	34.5	100		03/02/22 22:45	71-43-2	
Bromobenzene	ND	ug/L	50.0	29.0	100		03/02/22 22:45	108-86-1	
Bromochloromethane	ND	ug/L	50.0	46.8	100		03/02/22 22:45	74-97-5	
Bromodichloromethane	ND	ug/L	50.0	30.7	100		03/02/22 22:45	75-27-4	
Bromoform	ND	ug/L	50.0	34.1	100		03/02/22 22:45	75-25-2	
Bromomethane	ND	ug/L	500	166	100		03/02/22 22:45	74-83-9	
n-Butylbenzene	ND	ug/L	50.0	49.0	100		03/02/22 22:45	104-51-8	
sec-Butylbenzene	ND	ug/L	50.0	40.0	100		03/02/22 22:45	135-98-8	
tert-Butylbenzene	ND	ug/L	50.0	32.3	100		03/02/22 22:45	98-06-6	
Carbon tetrachloride	ND	ug/L	50.0	33.3	100		03/02/22 22:45	56-23-5	
Chlorobenzene	ND	ug/L	50.0	28.4	100		03/02/22 22:45	108-90-7	
Chloroethane	ND	ug/L	100	64.9	100		03/02/22 22:45	75-00-3	
Chloroform	ND	ug/L	50.0	35.3	100		03/02/22 22:45	67-66-3	
Chloromethane	ND	ug/L	100	54.0	100		03/02/22 22:45	74-87-3	
2-Chlorotoluene	ND	ug/L	50.0	32.1	100		03/02/22 22:45	95-49-8	
4-Chlorotoluene	ND	ug/L	50.0	32.4	100		03/02/22 22:45	106-43-4	
1,2-Dibromo-3-chloropropane	ND	ug/L	100	34.0	100		03/02/22 22:45	96-12-8	
Dibromochloromethane	ND	ug/L	50.0	35.9	100		03/02/22 22:45	124-48-1	
1,2-Dibromoethane (EDB)	ND	ug/L	50.0	27.2	100		03/02/22 22:45	106-93-4	
Dibromomethane	ND	ug/L	50.0	39.4	100		03/02/22 22:45	74-95-3	
1,2-Dichlorobenzene	ND	ug/L	50.0	33.9	100		03/02/22 22:45	95-50-1	
1,3-Dichlorobenzene	ND	ug/L	50.0	34.0	100		03/02/22 22:45	541-73-1	
1,4-Dichlorobenzene	ND	ug/L	50.0	33.3	100		03/02/22 22:45	106-46-7	
Dichlorodifluoromethane	ND	ug/L	50.0	34.6	100		03/02/22 22:45	75-71-8	
1,1-Dichloroethane	ND	ug/L	50.0	36.7	100		03/02/22 22:45	75-34-3	
1,2-Dichloroethane	ND	ug/L	50.0	32.2	100		03/02/22 22:45	107-06-2	
1,1-Dichloroethene	ND	ug/L	50.0	34.8	100		03/02/22 22:45	75-35-4	
cis-1,2-Dichloroethene	ND	ug/L	50.0	38.4	100		03/02/22 22:45	156-59-2	
trans-1,2-Dichloroethene	ND	ug/L	50.0	39.6	100		03/02/22 22:45	156-60-5	
1,2-Dichloropropane	ND	ug/L	50.0	35.5	100		03/02/22 22:45	78-87-5	
1,3-Dichloropropane	ND	ug/L	50.0	28.4	100		03/02/22 22:45	142-28-9	

This report shall not be reproduced, except in full,
without the written consent of Pace Analytical Services, LLC.

Pace Analytical Services, LLC
9800 Kincey Ave. Suite 100
Huntersville, NC 28078
(704)875-9092

ANALYTICAL RESULTS

Project: CPC Huntersville-60674226
Pace Project No.: 92590778

Sample: MW-19 **Lab ID: 92590778012** Collected: 03/01/22 15:25 Received: 03/01/22 16:30 Matrix: Water

Parameters	Results	Units	Report Limit	MDL	DF	Prepared	Analyzed	CAS No.	Qual
6200B MSV	Analytical Method: SM 6200B								
	Pace Analytical Services - Charlotte								
2,2-Dichloropropane	ND	ug/L	50.0	38.8	100		03/02/22 22:45	594-20-7	
1,1-Dichloropropene	ND	ug/L	50.0	42.7	100		03/02/22 22:45	563-58-6	
cis-1,3-Dichloropropene	ND	ug/L	50.0	36.5	100		03/02/22 22:45	10061-01-5	
trans-1,3-Dichloropropene	ND	ug/L	50.0	36.3	100		03/02/22 22:45	10061-02-6	
Diisopropyl ether	**249**	ug/L	50.0	30.8	100		03/02/22 22:45	108-20-3	
Ethylbenzene	**1340**	ug/L	50.0	30.4	100		03/02/22 22:45	100-41-4	
Hexachloro-1,3-butadiene	ND	ug/L	200	153	100		03/02/22 22:45	87-68-3	
Isopropylbenzene (Cumene)	**37.5J**	ug/L	50.0	33.3	100		03/02/22 22:45	98-82-8	
Methylene Chloride	ND	ug/L	200	195	100		03/02/22 22:45	75-09-2	
Methyl-tert-butyl ether	ND	ug/L	50.0	42.2	100		03/02/22 22:45	1634-04-4	
Naphthalene	**244**	ug/L	200	64.5	100		03/02/22 22:45	91-20-3	
n-Propylbenzene	**89.8**	ug/L	50.0	34.0	100		03/02/22 22:45	103-65-1	
Styrene	ND	ug/L	50.0	29.2	100		03/02/22 22:45	100-42-5	
1,1,1,2-Tetrachloroethane	ND	ug/L	50.0	31.1	100		03/02/22 22:45	630-20-6	
1,1,2,2-Tetrachloroethane	ND	ug/L	50.0	22.5	100		03/02/22 22:45	79-34-5	
Tetrachloroethene	ND	ug/L	50.0	29.2	100		03/02/22 22:45	127-18-4	
Toluene	**14400**	ug/L	50.0	48.5	100		03/02/22 22:45	108-88-3	
1,2,3-Trichlorobenzene	ND	ug/L	200	80.6	100		03/02/22 22:45	87-61-6	
1,2,4-Trichlorobenzene	ND	ug/L	200	63.9	100		03/02/22 22:45	120-82-1	
1,1,1-Trichloroethane	ND	ug/L	50.0	33.2	100		03/02/22 22:45	71-55-6	
1,1,2-Trichloroethane	ND	ug/L	50.0	32.5	100		03/02/22 22:45	79-00-5	
Trichloroethene	ND	ug/L	50.0	38.3	100		03/02/22 22:45	79-01-6	
Trichlorofluoromethane	ND	ug/L	100	29.8	100		03/02/22 22:45	75-69-4	
1,2,3-Trichloropropane	ND	ug/L	50.0	26.1	100		03/02/22 22:45	96-18-4	
1,2,4-Trimethylbenzene	**800**	ug/L	50.0	49.5	100		03/02/22 22:45	95-63-6	
1,3,5-Trimethylbenzene	**207**	ug/L	50.0	33.2	100		03/02/22 22:45	108-67-8	
Vinyl chloride	ND	ug/L	100	38.6	100		03/02/22 22:45	75-01-4	
m&p-Xylene	**5450**	ug/L	100	70.9	100		03/02/22 22:45	179601-23-1	
o-Xylene	**2880**	ug/L	50.0	33.8	100		03/02/22 22:45	95-47-6	
Surrogates									
1,2-Dichloroethane-d4 (S)	92	%	70-130		100		03/02/22 22:45	17060-07-0	
4-Bromofluorobenzene (S)	94	%	70-130		100		03/02/22 22:45	460-00-4	
Toluene-d8 (S)	98	%	70-130		100		03/02/22 22:45	2037-26-5	

This report shall not be reproduced, except in full,
without the written consent of Pace Analytical Services, LLC.

Pace Analytical Services, LLC
9800 Kincey Ave. Suite 100
Huntersville, NC 28078
(704)875-9092

ANALYTICAL RESULTS

Project: CPC Huntersville-60674226
Pace Project No.: 92590778

Sample: MW-84 **Lab ID: 92590778013** Collected: 03/01/22 15:25 Received: 03/01/22 16:30 Matrix: Water

Parameters	Results	Units	Report Limit	MDL	DF	Prepared	Analyzed	CAS No.	Qual
VPH NC Water	Analytical Method: MADEP VPH								
	Pace Analytical Services - Charlotte								
Total VPH (C5-C12)	**69.6**	ug/L	50.0	50.0	1		03/03/22 08:18		N2
Aliphatic (C05-C08)	ND	ug/L	50.0	50.0	1		03/03/22 08:18		N2
Aliphatic(C09-C12) Adjusted	ND	ug/L	50.0	50.0	1		03/03/22 08:18		N2
Aromatic (C09-C10)	ND	ug/L	50.0	50.0	1		03/03/22 08:18		N2
Surrogates									
4-Bromofluorobenzene (FID) (S)	98	%	70-130		1		03/03/22 08:18	460-00-4	
4-Bromofluorobenzene (PID) (S)	89	%	70-130		1		03/03/22 08:18	460-00-4	
6020 MET ICPMS	Analytical Method: EPA 6020B Preparation Method: EPA 3010A								
	Pace Analytical Services - Asheville								
Lead	**9.5J**	ug/L	25.0	0.38	5	03/02/22 11:49	03/02/22 20:31	7439-92-1	
6200B MSV	Analytical Method: SM 6200B								
	Pace Analytical Services - Charlotte								
Benzene	ND	ug/L	0.50	0.34	1		03/02/22 21:33	71-43-2	
Bromobenzene	ND	ug/L	0.50	0.29	1		03/02/22 21:33	108-86-1	
Bromochloromethane	ND	ug/L	0.50	0.47	1		03/02/22 21:33	74-97-5	
Bromodichloromethane	ND	ug/L	0.50	0.31	1		03/02/22 21:33	75-27-4	
Bromoform	ND	ug/L	0.50	0.34	1		03/02/22 21:33	75-25-2	
Bromomethane	ND	ug/L	5.0	1.7	1		03/02/22 21:33	74-83-9	
n-Butylbenzene	ND	ug/L	0.50	0.49	1		03/02/22 21:33	104-51-8	
sec-Butylbenzene	ND	ug/L	0.50	0.40	1		03/02/22 21:33	135-98-8	
tert-Butylbenzene	ND	ug/L	0.50	0.32	1		03/02/22 21:33	98-06-6	
Carbon tetrachloride	ND	ug/L	0.50	0.33	1		03/02/22 21:33	56-23-5	
Chlorobenzene	ND	ug/L	0.50	0.28	1		03/02/22 21:33	108-90-7	
Chloroethane	ND	ug/L	1.0	0.65	1		03/02/22 21:33	75-00-3	
Chloroform	ND	ug/L	0.50	0.35	1		03/02/22 21:33	67-66-3	
Chloromethane	ND	ug/L	1.0	0.54	1		03/02/22 21:33	74-87-3	
2-Chlorotoluene	ND	ug/L	0.50	0.32	1		03/02/22 21:33	95-49-8	
4-Chlorotoluene	ND	ug/L	0.50	0.32	1		03/02/22 21:33	106-43-4	
1,2-Dibromo-3-chloropropane	ND	ug/L	1.0	0.34	1		03/02/22 21:33	96-12-8	
Dibromochloromethane	ND	ug/L	0.50	0.36	1		03/02/22 21:33	124-48-1	
1,2-Dibromoethane (EDB)	ND	ug/L	0.50	0.27	1		03/02/22 21:33	106-93-4	
Dibromomethane	ND	ug/L	0.50	0.39	1		03/02/22 21:33	74-95-3	
1,2-Dichlorobenzene	ND	ug/L	0.50	0.34	1		03/02/22 21:33	95-50-1	
1,3-Dichlorobenzene	ND	ug/L	0.50	0.34	1		03/02/22 21:33	541-73-1	
1,4-Dichlorobenzene	ND	ug/L	0.50	0.33	1		03/02/22 21:33	106-46-7	
Dichlorodifluoromethane	ND	ug/L	0.50	0.35	1		03/02/22 21:33	75-71-8	
1,1-Dichloroethane	ND	ug/L	0.50	0.37	1		03/02/22 21:33	75-34-3	
1,2-Dichloroethane	ND	ug/L	0.50	0.32	1		03/02/22 21:33	107-06-2	
1,1-Dichloroethene	ND	ug/L	0.50	0.35	1		03/02/22 21:33	75-35-4	
cis-1,2-Dichloroethene	ND	ug/L	0.50	0.38	1		03/02/22 21:33	156-59-2	
trans-1,2-Dichloroethene	ND	ug/L	0.50	0.40	1		03/02/22 21:33	156-60-5	
1,2-Dichloropropane	ND	ug/L	0.50	0.36	1		03/02/22 21:33	78-87-5	
1,3-Dichloropropane	ND	ug/L	0.50	0.28	1		03/02/22 21:33	142-28-9	

This report shall not be reproduced, except in full,
without the written consent of Pace Analytical Services, LLC.

Pace Analytical Services, LLC
9800 Kincey Ave. Suite 100
Huntersville, NC 28078
(704)875-9092

ANALYTICAL RESULTS

Project: CPC Huntersville-60674226
Pace Project No.: 92590778

Sample: MW-84 **Lab ID: 92590778013** Collected: 03/01/22 15:25 Received: 03/01/22 16:30 Matrix: Water

Parameters	Results	Units	Report Limit	MDL	DF	Prepared	Analyzed	CAS No.	Qual
6200B MSV	Analytical Method: SM 6200B								
	Pace Analytical Services - Charlotte								
2,2-Dichloropropane	ND	ug/L	0.50	0.39	1		03/02/22 21:33	594-20-7	
1,1-Dichloropropene	ND	ug/L	0.50	0.43	1		03/02/22 21:33	563-58-6	
cis-1,3-Dichloropropene	ND	ug/L	0.50	0.36	1		03/02/22 21:33	10061-01-5	
trans-1,3-Dichloropropene	ND	ug/L	0.50	0.36	1		03/02/22 21:33	10061-02-6	
Diisopropyl ether	ND	ug/L	0.50	0.31	1		03/02/22 21:33	108-20-3	
Ethylbenzene	ND	ug/L	0.50	0.30	1		03/02/22 21:33	100-41-4	
Hexachloro-1,3-butadiene	ND	ug/L	2.0	1.5	1		03/02/22 21:33	87-68-3	
Isopropylbenzene (Cumene)	ND	ug/L	0.50	0.33	1		03/02/22 21:33	98-82-8	
Methylene Chloride	ND	ug/L	2.0	2.0	1		03/02/22 21:33	75-09-2	
Methyl-tert-butyl ether	ND	ug/L	0.50	0.42	1		03/02/22 21:33	1634-04-4	
Naphthalene	ND	ug/L	2.0	0.64	1		03/02/22 21:33	91-20-3	
n-Propylbenzene	ND	ug/L	0.50	0.34	1		03/02/22 21:33	103-65-1	
Styrene	ND	ug/L	0.50	0.29	1		03/02/22 21:33	100-42-5	
1,1,1,2-Tetrachloroethane	ND	ug/L	0.50	0.31	1		03/02/22 21:33	630-20-6	
1,1,2,2-Tetrachloroethane	ND	ug/L	0.50	0.22	1		03/02/22 21:33	79-34-5	
Tetrachloroethene	ND	ug/L	0.50	0.29	1		03/02/22 21:33	127-18-4	
Toluene	ND	ug/L	0.50	0.48	1		03/02/22 21:33	108-88-3	
1,2,3-Trichlorobenzene	ND	ug/L	2.0	0.81	1		03/02/22 21:33	87-61-6	
1,2,4-Trichlorobenzene	ND	ug/L	2.0	0.64	1		03/02/22 21:33	120-82-1	
1,1,1-Trichloroethane	ND	ug/L	0.50	0.33	1		03/02/22 21:33	71-55-6	
1,1,2-Trichloroethane	ND	ug/L	0.50	0.32	1		03/02/22 21:33	79-00-5	
Trichloroethene	ND	ug/L	0.50	0.38	1		03/02/22 21:33	79-01-6	
Trichlorofluoromethane	ND	ug/L	1.0	0.30	1		03/02/22 21:33	75-69-4	
1,2,3-Trichloropropane	ND	ug/L	0.50	0.26	1		03/02/22 21:33	96-18-4	
1,2,4-Trimethylbenzene	ND	ug/L	0.50	0.50	1		03/02/22 21:33	95-63-6	
1,3,5-Trimethylbenzene	ND	ug/L	0.50	0.33	1		03/02/22 21:33	108-67-8	
Vinyl chloride	ND	ug/L	1.0	0.39	1		03/02/22 21:33	75-01-4	
m&p-Xylene	ND	ug/L	1.0	0.71	1		03/02/22 21:33	179601-23-1	
o-Xylene	ND	ug/L	0.50	0.34	1		03/02/22 21:33	95-47-6	
Surrogates									
1,2-Dichloroethane-d4 (S)	92	%	70-130		1		03/02/22 21:33	17060-07-0	
4-Bromofluorobenzene (S)	97	%	70-130		1		03/02/22 21:33	460-00-4	
Toluene-d8 (S)	102	%	70-130		1		03/02/22 21:33	2037-26-5	

This report shall not be reproduced, except in full,
without the written consent of Pace Analytical Services, LLC.

Pace Analytical Services, LLC
9800 Kincey Ave. Suite 100
Huntersville, NC 28078
(704)875-9092

ANALYTICAL RESULTS

Project: CPC Huntersville-60674226
Pace Project No.: 92590778

Sample: MW-16D **Lab ID: 92590778014** Collected: 03/01/22 14:20 Received: 03/01/22 16:30 Matrix: Water

Parameters	Results	Units	Report Limit	MDL	DF	Prepared	Analyzed	CAS No.	Qual
VPH NC Water	Analytical Method: MADEP VPH								
	Pace Analytical Services - Charlotte								
Total VPH (C5-C12)	ND	ug/L	50.0	50.0	1		03/03/22 16:38		N2
Aliphatic (C05-C08)	ND	ug/L	50.0	50.0	1		03/03/22 16:38		N2
Aliphatic(C09-C12) Adjusted	ND	ug/L	50.0	50.0	1		03/03/22 16:38		N2
Aromatic (C09-C10)	ND	ug/L	50.0	50.0	1		03/03/22 16:38		N2
Surrogates									
4-Bromofluorobenzene (FID) (S)	94	%	70-130		1		03/03/22 16:38	460-00-4	
4-Bromofluorobenzene (PID) (S)	85	%	70-130		1		03/03/22 16:38	460-00-4	
6020 MET ICPMS	Analytical Method: EPA 6020B Preparation Method: EPA 3010A								
	Pace Analytical Services - Asheville								
Lead	**40.5**	ug/L	25.0	0.38	5	03/02/22 11:49	03/02/22 20:47	7439-92-1	
6200B MSV	Analytical Method: SM 6200B								
	Pace Analytical Services - Charlotte								
Benzene	ND	ug/L	0.50	0.34	1		03/02/22 21:51	71-43-2	
Bromobenzene	ND	ug/L	0.50	0.29	1		03/02/22 21:51	108-86-1	
Bromochloromethane	ND	ug/L	0.50	0.47	1		03/02/22 21:51	74-97-5	
Bromodichloromethane	ND	ug/L	0.50	0.31	1		03/02/22 21:51	75-27-4	
Bromoform	ND	ug/L	0.50	0.34	1		03/02/22 21:51	75-25-2	
Bromomethane	ND	ug/L	5.0	1.7	1		03/02/22 21:51	74-83-9	
n-Butylbenzene	ND	ug/L	0.50	0.49	1		03/02/22 21:51	104-51-8	
sec-Butylbenzene	ND	ug/L	0.50	0.40	1		03/02/22 21:51	135-98-8	
tert-Butylbenzene	ND	ug/L	0.50	0.32	1		03/02/22 21:51	98-06-6	
Carbon tetrachloride	ND	ug/L	0.50	0.33	1		03/02/22 21:51	56-23-5	
Chlorobenzene	ND	ug/L	0.50	0.28	1		03/02/22 21:51	108-90-7	
Chloroethane	ND	ug/L	1.0	0.65	1		03/02/22 21:51	75-00-3	
Chloroform	ND	ug/L	0.50	0.35	1		03/02/22 21:51	67-66-3	
Chloromethane	ND	ug/L	1.0	0.54	1		03/02/22 21:51	74-87-3	
2-Chlorotoluene	ND	ug/L	0.50	0.32	1		03/02/22 21:51	95-49-8	
4-Chlorotoluene	ND	ug/L	0.50	0.32	1		03/02/22 21:51	106-43-4	
1,2-Dibromo-3-chloropropane	ND	ug/L	1.0	0.34	1		03/02/22 21:51	96-12-8	
Dibromochloromethane	ND	ug/L	0.50	0.36	1		03/02/22 21:51	124-48-1	
1,2-Dibromoethane (EDB)	ND	ug/L	0.50	0.27	1		03/02/22 21:51	106-93-4	
Dibromomethane	ND	ug/L	0.50	0.39	1		03/02/22 21:51	74-95-3	
1,2-Dichlorobenzene	ND	ug/L	0.50	0.34	1		03/02/22 21:51	95-50-1	
1,3-Dichlorobenzene	ND	ug/L	0.50	0.34	1		03/02/22 21:51	541-73-1	
1,4-Dichlorobenzene	ND	ug/L	0.50	0.33	1		03/02/22 21:51	106-46-7	
Dichlorodifluoromethane	ND	ug/L	0.50	0.35	1		03/02/22 21:51	75-71-8	
1,1-Dichloroethane	ND	ug/L	0.50	0.37	1		03/02/22 21:51	75-34-3	
1,2-Dichloroethane	ND	ug/L	0.50	0.32	1		03/02/22 21:51	107-06-2	
1,1-Dichloroethene	ND	ug/L	0.50	0.35	1		03/02/22 21:51	75-35-4	
cis-1,2-Dichloroethene	ND	ug/L	0.50	0.38	1		03/02/22 21:51	156-59-2	
trans-1,2-Dichloroethene	ND	ug/L	0.50	0.40	1		03/02/22 21:51	156-60-5	
1,2-Dichloropropane	ND	ug/L	0.50	0.36	1		03/02/22 21:51	78-87-5	
1,3-Dichloropropane	ND	ug/L	0.50	0.28	1		03/02/22 21:51	142-28-9	

This report shall not be reproduced, except in full,
without the written consent of Pace Analytical Services, LLC.

Pace Analytical Services, LLC
9800 Kincey Ave. Suite 100
Huntersville, NC 28078
(704)875-9092

ANALYTICAL RESULTS

Project: CPC Huntersville-60674226
Pace Project No.: 92590778

Sample: MW-16D **Lab ID: 92590778014** Collected: 03/01/22 14:20 Received: 03/01/22 16:30 Matrix: Water

Parameters	Results	Units	Report Limit	MDL	DF	Prepared	Analyzed	CAS No.	Qual
6200B MSV	Analytical Method: SM 6200B								
	Pace Analytical Services - Charlotte								
2,2-Dichloropropane	ND	ug/L	0.50	0.39	1		03/02/22 21:51	594-20-7	
1,1-Dichloropropene	ND	ug/L	0.50	0.43	1		03/02/22 21:51	563-58-6	
cis-1,3-Dichloropropene	ND	ug/L	0.50	0.36	1		03/02/22 21:51	10061-01-5	
trans-1,3-Dichloropropene	ND	ug/L	0.50	0.36	1		03/02/22 21:51	10061-02-6	
Diisopropyl ether	ND	ug/L	0.50	0.31	1		03/02/22 21:51	108-20-3	
Ethylbenzene	ND	ug/L	0.50	0.30	1		03/02/22 21:51	100-41-4	
Hexachloro-1,3-butadiene	ND	ug/L	2.0	1.5	1		03/02/22 21:51	87-68-3	
Isopropylbenzene (Cumene)	ND	ug/L	0.50	0.33	1		03/02/22 21:51	98-82-8	
Methylene Chloride	ND	ug/L	2.0	2.0	1		03/02/22 21:51	75-09-2	
Methyl-tert-butyl ether	ND	ug/L	0.50	0.42	1		03/02/22 21:51	1634-04-4	
Naphthalene	ND	ug/L	2.0	0.64	1		03/02/22 21:51	91-20-3	
n-Propylbenzene	ND	ug/L	0.50	0.34	1		03/02/22 21:51	103-65-1	
Styrene	ND	ug/L	0.50	0.29	1		03/02/22 21:51	100-42-5	
1,1,1,2-Tetrachloroethane	ND	ug/L	0.50	0.31	1		03/02/22 21:51	630-20-6	
1,1,2,2-Tetrachloroethane	ND	ug/L	0.50	0.22	1		03/02/22 21:51	79-34-5	
Tetrachloroethene	ND	ug/L	0.50	0.29	1		03/02/22 21:51	127-18-4	
Toluene	ND	ug/L	0.50	0.48	1		03/02/22 21:51	108-88-3	
1,2,3-Trichlorobenzene	ND	ug/L	2.0	0.81	1		03/02/22 21:51	87-61-6	
1,2,4-Trichlorobenzene	ND	ug/L	2.0	0.64	1		03/02/22 21:51	120-82-1	
1,1,1-Trichloroethane	ND	ug/L	0.50	0.33	1		03/02/22 21:51	71-55-6	
1,1,2-Trichloroethane	ND	ug/L	0.50	0.32	1		03/02/22 21:51	79-00-5	
Trichloroethene	ND	ug/L	0.50	0.38	1		03/02/22 21:51	79-01-6	
Trichlorofluoromethane	ND	ug/L	1.0	0.30	1		03/02/22 21:51	75-69-4	
1,2,3-Trichloropropane	ND	ug/L	0.50	0.26	1		03/02/22 21:51	96-18-4	
1,2,4-Trimethylbenzene	ND	ug/L	0.50	0.50	1		03/02/22 21:51	95-63-6	
1,3,5-Trimethylbenzene	ND	ug/L	0.50	0.33	1		03/02/22 21:51	108-67-8	
Vinyl chloride	ND	ug/L	1.0	0.39	1		03/02/22 21:51	75-01-4	
m&p-Xylene	ND	ug/L	1.0	0.71	1		03/02/22 21:51	179601-23-1	
o-Xylene	ND	ug/L	0.50	0.34	1		03/02/22 21:51	95-47-6	
Surrogates									
1,2-Dichloroethane-d4 (S)	88	%	70-130		1		03/02/22 21:51	17060-07-0	
4-Bromofluorobenzene (S)	98	%	70-130		1		03/02/22 21:51	460-00-4	
Toluene-d8 (S)	101	%	70-130		1		03/02/22 21:51	2037-26-5	

This report shall not be reproduced, except in full,
without the written consent of Pace Analytical Services, LLC.

Pace Analytical Services, LLC
9800 Kincey Ave. Suite 100
Huntersville, NC 28078
(704)875-9092

ANALYTICAL RESULTS

Project: CPC Huntersville-60674226
Pace Project No.: 92590778

Sample: MW-83 **Lab ID: 92590778015** Collected: 03/01/22 12:50 Received: 03/01/22 16:30 Matrix: Water

Parameters	Results	Units	Report Limit	MDL	DF	Prepared	Analyzed	CAS No.	Qual
VPH NC Water	Analytical Method: MADEP VPH								
	Pace Analytical Services - Charlotte								
Total VPH (C5-C12)	ND	ug/L	50.0	50.0	1		03/03/22 17:07		N2
Aliphatic (C05-C08)	ND	ug/L	50.0	50.0	1		03/03/22 17:07		N2
Aliphatic(C09-C12) Adjusted	ND	ug/L	50.0	50.0	1		03/03/22 17:07		N2
Aromatic (C09-C10)	ND	ug/L	50.0	50.0	1		03/03/22 17:07		N2
Surrogates									
4-Bromofluorobenzene (FID) (S)	96	%	70-130		1		03/03/22 17:07	460-00-4	
4-Bromofluorobenzene (PID) (S)	86	%	70-130		1		03/03/22 17:07	460-00-4	
6020 MET ICPMS	Analytical Method: EPA 6020B Preparation Method: EPA 3010A								
	Pace Analytical Services - Asheville								
Lead	**0.30J**	ug/L	5.0	0.077	1	03/02/22 11:49	03/02/22 20:35	7439-92-1	
6200B MSV	Analytical Method: SM 6200B								
	Pace Analytical Services - Charlotte								
Benzene	ND	ug/L	0.50	0.34	1		03/02/22 22:09	71-43-2	
Bromobenzene	ND	ug/L	0.50	0.29	1		03/02/22 22:09	108-86-1	
Bromochloromethane	ND	ug/L	0.50	0.47	1		03/02/22 22:09	74-97-5	
Bromodichloromethane	ND	ug/L	0.50	0.31	1		03/02/22 22:09	75-27-4	
Bromoform	ND	ug/L	0.50	0.34	1		03/02/22 22:09	75-25-2	
Bromomethane	ND	ug/L	5.0	1.7	1		03/02/22 22:09	74-83-9	
n-Butylbenzene	ND	ug/L	0.50	0.49	1		03/02/22 22:09	104-51-8	
sec-Butylbenzene	ND	ug/L	0.50	0.40	1		03/02/22 22:09	135-98-8	
tert-Butylbenzene	ND	ug/L	0.50	0.32	1		03/02/22 22:09	98-06-6	
Carbon tetrachloride	ND	ug/L	0.50	0.33	1		03/02/22 22:09	56-23-5	
Chlorobenzene	ND	ug/L	0.50	0.28	1		03/02/22 22:09	108-90-7	
Chloroethane	ND	ug/L	1.0	0.65	1		03/02/22 22:09	75-00-3	
Chloroform	ND	ug/L	0.50	0.35	1		03/02/22 22:09	67-66-3	
Chloromethane	ND	ug/L	1.0	0.54	1		03/02/22 22:09	74-87-3	
2-Chlorotoluene	ND	ug/L	0.50	0.32	1		03/02/22 22:09	95-49-8	
4-Chlorotoluene	ND	ug/L	0.50	0.32	1		03/02/22 22:09	106-43-4	
1,2-Dibromo-3-chloropropane	ND	ug/L	1.0	0.34	1		03/02/22 22:09	96-12-8	
Dibromochloromethane	ND	ug/L	0.50	0.36	1		03/02/22 22:09	124-48-1	
1,2-Dibromoethane (EDB)	ND	ug/L	0.50	0.27	1		03/02/22 22:09	106-93-4	
Dibromomethane	ND	ug/L	0.50	0.39	1		03/02/22 22:09	74-95-3	
1,2-Dichlorobenzene	ND	ug/L	0.50	0.34	1		03/02/22 22:09	95-50-1	
1,3-Dichlorobenzene	ND	ug/L	0.50	0.34	1		03/02/22 22:09	541-73-1	
1,4-Dichlorobenzene	ND	ug/L	0.50	0.33	1		03/02/22 22:09	106-46-7	
Dichlorodifluoromethane	ND	ug/L	0.50	0.35	1		03/02/22 22:09	75-71-8	
1,1-Dichloroethane	ND	ug/L	0.50	0.37	1		03/02/22 22:09	75-34-3	
1,2-Dichloroethane	ND	ug/L	0.50	0.32	1		03/02/22 22:09	107-06-2	
1,1-Dichloroethene	ND	ug/L	0.50	0.35	1		03/02/22 22:09	75-35-4	
cis-1,2-Dichloroethene	ND	ug/L	0.50	0.38	1		03/02/22 22:09	156-59-2	
trans-1,2-Dichloroethene	ND	ug/L	0.50	0.40	1		03/02/22 22:09	156-60-5	
1,2-Dichloropropane	ND	ug/L	0.50	0.36	1		03/02/22 22:09	78-87-5	
1,3-Dichloropropane	ND	ug/L	0.50	0.28	1		03/02/22 22:09	142-28-9	

This report shall not be reproduced, except in full,
without the written consent of Pace Analytical Services, LLC.

Pace Analytical Services, LLC
9800 Kincey Ave. Suite 100
Huntersville, NC 28078
(704)875-9092

ANALYTICAL RESULTS

Project: CPC Huntersville-60674226
Pace Project No.: 92590778

Sample: MW-83 **Lab ID: 92590778015** Collected: 03/01/22 12:50 Received: 03/01/22 16:30 Matrix: Water

Parameters	Results	Units	Report Limit	MDL	DF	Prepared	Analyzed	CAS No.	Qual
6200B MSV	Analytical Method: SM 6200B								
	Pace Analytical Services - Charlotte								
2,2-Dichloropropane	ND	ug/L	0.50	0.39	1		03/02/22 22:09	594-20-7	
1,1-Dichloropropene	ND	ug/L	0.50	0.43	1		03/02/22 22:09	563-58-6	
cis-1,3-Dichloropropene	ND	ug/L	0.50	0.36	1		03/02/22 22:09	10061-01-5	
trans-1,3-Dichloropropene	ND	ug/L	0.50	0.36	1		03/02/22 22:09	10061-02-6	
Diisopropyl ether	ND	ug/L	0.50	0.31	1		03/02/22 22:09	108-20-3	
Ethylbenzene	ND	ug/L	0.50	0.30	1		03/02/22 22:09	100-41-4	
Hexachloro-1,3-butadiene	ND	ug/L	2.0	1.5	1		03/02/22 22:09	87-68-3	
Isopropylbenzene (Cumene)	ND	ug/L	0.50	0.33	1		03/02/22 22:09	98-82-8	
Methylene Chloride	ND	ug/L	2.0	2.0	1		03/02/22 22:09	75-09-2	
Methyl-tert-butyl ether	ND	ug/L	0.50	0.42	1		03/02/22 22:09	1634-04-4	
Naphthalene	ND	ug/L	2.0	0.64	1		03/02/22 22:09	91-20-3	
n-Propylbenzene	ND	ug/L	0.50	0.34	1		03/02/22 22:09	103-65-1	
Styrene	ND	ug/L	0.50	0.29	1		03/02/22 22:09	100-42-5	
1,1,1,2-Tetrachloroethane	ND	ug/L	0.50	0.31	1		03/02/22 22:09	630-20-6	
1,1,2,2-Tetrachloroethane	ND	ug/L	0.50	0.22	1		03/02/22 22:09	79-34-5	
Tetrachloroethene	ND	ug/L	0.50	0.29	1		03/02/22 22:09	127-18-4	
Toluene	ND	ug/L	0.50	0.48	1		03/02/22 22:09	108-88-3	
1,2,3-Trichlorobenzene	ND	ug/L	2.0	0.81	1		03/02/22 22:09	87-61-6	
1,2,4-Trichlorobenzene	ND	ug/L	2.0	0.64	1		03/02/22 22:09	120-82-1	
1,1,1-Trichloroethane	ND	ug/L	0.50	0.33	1		03/02/22 22:09	71-55-6	
1,1,2-Trichloroethane	ND	ug/L	0.50	0.32	1		03/02/22 22:09	79-00-5	
Trichloroethene	ND	ug/L	0.50	0.38	1		03/02/22 22:09	79-01-6	
Trichlorofluoromethane	ND	ug/L	1.0	0.30	1		03/02/22 22:09	75-69-4	
1,2,3-Trichloropropane	ND	ug/L	0.50	0.26	1		03/02/22 22:09	96-18-4	
1,2,4-Trimethylbenzene	ND	ug/L	0.50	0.50	1		03/02/22 22:09	95-63-6	
1,3,5-Trimethylbenzene	ND	ug/L	0.50	0.33	1		03/02/22 22:09	108-67-8	
Vinyl chloride	ND	ug/L	1.0	0.39	1		03/02/22 22:09	75-01-4	
m&p-Xylene	ND	ug/L	1.0	0.71	1		03/02/22 22:09	179601-23-1	
o-Xylene	ND	ug/L	0.50	0.34	1		03/02/22 22:09	95-47-6	
Surrogates									
1,2-Dichloroethane-d4 (S)	89	%	70-130		1		03/02/22 22:09	17060-07-0	
4-Bromofluorobenzene (S)	98	%	70-130		1		03/02/22 22:09	460-00-4	
Toluene-d8 (S)	100	%	70-130		1		03/02/22 22:09	2037-26-5	

This report shall not be reproduced, except in full,
without the written consent of Pace Analytical Services, LLC.

Pace Analytical Services, LLC
9800 Kincey Ave. Suite 100
Huntersville, NC 28078
(704)875-9092

ANALYTICAL RESULTS

Project: CPC Huntersville-60674226
Pace Project No.: 92590778

Sample: MW-16 **Lab ID: 92590778016** Collected: 03/01/22 13:40 Received: 03/01/22 16:30 Matrix: Water

Parameters	Results	Units	Report Limit	MDL	DF	Prepared	Analyzed	CAS No.	Qual
VPH NC Water	Analytical Method: MADEP VPH								
	Pace Analytical Services - Charlotte								
Total VPH (C5-C12)	ND	ug/L	50.0	50.0	1		03/03/22 17:35		N2
Aliphatic (C05-C08)	ND	ug/L	50.0	50.0	1		03/03/22 17:35		N2
Aliphatic(C09-C12) Adjusted	ND	ug/L	50.0	50.0	1		03/03/22 17:35		N2
Aromatic (C09-C10)	ND	ug/L	50.0	50.0	1		03/03/22 17:35		N2
Surrogates									
4-Bromofluorobenzene (FID) (S)	97	%	70-130		1		03/03/22 17:35	460-00-4	
4-Bromofluorobenzene (PID) (S)	87	%	70-130		1		03/03/22 17:35	460-00-4	
6020 MET ICPMS	Analytical Method: EPA 6020B Preparation Method: EPA 3010A								
	Pace Analytical Services - Asheville								
Lead	**0.16J**	ug/L	5.0	0.077	1	03/02/22 11:49	03/02/22 20:51	7439-92-1	
6200B MSV	Analytical Method: SM 6200B								
	Pace Analytical Services - Charlotte								
Benzene	ND	ug/L	0.50	0.34	1		03/02/22 19:10	71-43-2	
Bromobenzene	ND	ug/L	0.50	0.29	1		03/02/22 19:10	108-86-1	
Bromochloromethane	ND	ug/L	0.50	0.47	1		03/02/22 19:10	74-97-5	
Bromodichloromethane	ND	ug/L	0.50	0.31	1		03/02/22 19:10	75-27-4	
Bromoform	ND	ug/L	0.50	0.34	1		03/02/22 19:10	75-25-2	
Bromomethane	ND	ug/L	5.0	1.7	1		03/02/22 19:10	74-83-9	
n-Butylbenzene	ND	ug/L	0.50	0.49	1		03/02/22 19:10	104-51-8	
sec-Butylbenzene	ND	ug/L	0.50	0.40	1		03/02/22 19:10	135-98-8	
tert-Butylbenzene	ND	ug/L	0.50	0.32	1		03/02/22 19:10	98-06-6	
Carbon tetrachloride	ND	ug/L	0.50	0.33	1		03/02/22 19:10	56-23-5	
Chlorobenzene	ND	ug/L	0.50	0.28	1		03/02/22 19:10	108-90-7	
Chloroethane	ND	ug/L	1.0	0.65	1		03/02/22 19:10	75-00-3	
Chloroform	ND	ug/L	0.50	0.35	1		03/02/22 19:10	67-66-3	
Chloromethane	ND	ug/L	1.0	0.54	1		03/02/22 19:10	74-87-3	
2-Chlorotoluene	ND	ug/L	0.50	0.32	1		03/02/22 19:10	95-49-8	
4-Chlorotoluene	ND	ug/L	0.50	0.32	1		03/02/22 19:10	106-43-4	
1,2-Dibromo-3-chloropropane	ND	ug/L	1.0	0.34	1		03/02/22 19:10	96-12-8	
Dibromochloromethane	ND	ug/L	0.50	0.36	1		03/02/22 19:10	124-48-1	
1,2-Dibromoethane (EDB)	ND	ug/L	0.50	0.27	1		03/02/22 19:10	106-93-4	
Dibromomethane	ND	ug/L	0.50	0.39	1		03/02/22 19:10	74-95-3	
1,2-Dichlorobenzene	ND	ug/L	0.50	0.34	1		03/02/22 19:10	95-50-1	
1,3-Dichlorobenzene	ND	ug/L	0.50	0.34	1		03/02/22 19:10	541-73-1	
1,4-Dichlorobenzene	ND	ug/L	0.50	0.33	1		03/02/22 19:10	106-46-7	
Dichlorodifluoromethane	ND	ug/L	0.50	0.35	1		03/02/22 19:10	75-71-8	
1,1-Dichloroethane	ND	ug/L	0.50	0.37	1		03/02/22 19:10	75-34-3	
1,2-Dichloroethane	ND	ug/L	0.50	0.32	1		03/02/22 19:10	107-06-2	
1,1-Dichloroethene	ND	ug/L	0.50	0.35	1		03/02/22 19:10	75-35-4	
cis-1,2-Dichloroethene	ND	ug/L	0.50	0.38	1		03/02/22 19:10	156-59-2	
trans-1,2-Dichloroethene	ND	ug/L	0.50	0.40	1		03/02/22 19:10	156-60-5	
1,2-Dichloropropane	ND	ug/L	0.50	0.36	1		03/02/22 19:10	78-87-5	
1,3-Dichloropropane	ND	ug/L	0.50	0.28	1		03/02/22 19:10	142-28-9	

This report shall not be reproduced, except in full,
without the written consent of Pace Analytical Services, LLC.

Pace Analytical Services, LLC
9800 Kincey Ave. Suite 100
Huntersville, NC 28078
(704)875-9092

ANALYTICAL RESULTS

Project: CPC Huntersville-60674226
Pace Project No.: 92590778

Sample: MW-16 **Lab ID: 92590778016** Collected: 03/01/22 13:40 Received: 03/01/22 16:30 Matrix: Water

Parameters	Results	Units	Report Limit	MDL	DF	Prepared	Analyzed	CAS No.	Qual
6200B MSV	Analytical Method: SM 6200B								
	Pace Analytical Services - Charlotte								
2,2-Dichloropropane	ND	ug/L	0.50	0.39	1		03/02/22 19:10	594-20-7	
1,1-Dichloropropene	ND	ug/L	0.50	0.43	1		03/02/22 19:10	563-58-6	
cis-1,3-Dichloropropene	ND	ug/L	0.50	0.36	1		03/02/22 19:10	10061-01-5	
trans-1,3-Dichloropropene	ND	ug/L	0.50	0.36	1		03/02/22 19:10	10061-02-6	
Diisopropyl ether	ND	ug/L	0.50	0.31	1		03/02/22 19:10	108-20-3	
Ethylbenzene	ND	ug/L	0.50	0.30	1		03/02/22 19:10	100-41-4	
Hexachloro-1,3-butadiene	ND	ug/L	2.0	1.5	1		03/02/22 19:10	87-68-3	
Isopropylbenzene (Cumene)	ND	ug/L	0.50	0.33	1		03/02/22 19:10	98-82-8	
Methylene Chloride	ND	ug/L	2.0	2.0	1		03/02/22 19:10	75-09-2	
Methyl-tert-butyl ether	ND	ug/L	0.50	0.42	1		03/02/22 19:10	1634-04-4	
Naphthalene	ND	ug/L	2.0	0.64	1		03/02/22 19:10	91-20-3	
n-Propylbenzene	ND	ug/L	0.50	0.34	1		03/02/22 19:10	103-65-1	
Styrene	ND	ug/L	0.50	0.29	1		03/02/22 19:10	100-42-5	
1,1,1,2-Tetrachloroethane	ND	ug/L	0.50	0.31	1		03/02/22 19:10	630-20-6	
1,1,2,2-Tetrachloroethane	ND	ug/L	0.50	0.22	1		03/02/22 19:10	79-34-5	
Tetrachloroethene	ND	ug/L	0.50	0.29	1		03/02/22 19:10	127-18-4	
Toluene	ND	ug/L	0.50	0.48	1		03/02/22 19:10	108-88-3	
1,2,3-Trichlorobenzene	ND	ug/L	2.0	0.81	1		03/02/22 19:10	87-61-6	
1,2,4-Trichlorobenzene	ND	ug/L	2.0	0.64	1		03/02/22 19:10	120-82-1	
1,1,1-Trichloroethane	ND	ug/L	0.50	0.33	1		03/02/22 19:10	71-55-6	
1,1,2-Trichloroethane	ND	ug/L	0.50	0.32	1		03/02/22 19:10	79-00-5	
Trichloroethene	ND	ug/L	0.50	0.38	1		03/02/22 19:10	79-01-6	
Trichlorofluoromethane	ND	ug/L	1.0	0.30	1		03/02/22 19:10	75-69-4	
1,2,3-Trichloropropane	ND	ug/L	0.50	0.26	1		03/02/22 19:10	96-18-4	
1,2,4-Trimethylbenzene	ND	ug/L	0.50	0.50	1		03/02/22 19:10	95-63-6	
1,3,5-Trimethylbenzene	ND	ug/L	0.50	0.33	1		03/02/22 19:10	108-67-8	
Vinyl chloride	ND	ug/L	1.0	0.39	1		03/02/22 19:10	75-01-4	
m&p-Xylene	ND	ug/L	1.0	0.71	1		03/02/22 19:10	179601-23-1	
o-Xylene	ND	ug/L	0.50	0.34	1		03/02/22 19:10	95-47-6	
Surrogates									
1,2-Dichloroethane-d4 (S)	86	%	70-130		1		03/02/22 19:10	17060-07-0	
4-Bromofluorobenzene (S)	96	%	70-130		1		03/02/22 19:10	460-00-4	
Toluene-d8 (S)	102	%	70-130		1		03/02/22 19:10	2037-26-5	

This report shall not be reproduced, except in full,
without the written consent of Pace Analytical Services, LLC.

Pace Analytical Services, LLC
9800 Kincey Ave. Suite 100
Huntersville, NC 28078
(704)875-9092

ANALYTICAL RESULTS

Project: CPC Huntersville-60674226
Pace Project No.: 92590778

Sample: MW-81 **Lab ID: 92590778017** Collected: 03/01/22 15:20 Received: 03/01/22 16:30 Matrix: Water

Parameters	Results	Units	Report Limit	MDL	DF	Prepared	Analyzed	CAS No.	Qual
VPH NC Water	Analytical Method: MADEP VPH								
	Pace Analytical Services - Charlotte								
Total VPH (C5-C12)	ND	ug/L	50.0	50.0	1		03/03/22 18:04		N2
Aliphatic (C05-C08)	ND	ug/L	50.0	50.0	1		03/03/22 18:04		N2
Aliphatic(C09-C12) Adjusted	ND	ug/L	50.0	50.0	1		03/03/22 18:04		N2
Aromatic (C09-C10)	ND	ug/L	50.0	50.0	1		03/03/22 18:04		N2
Surrogates									
4-Bromofluorobenzene (FID) (S)	99	%	70-130		1		03/03/22 18:04	460-00-4	
4-Bromofluorobenzene (PID) (S)	89	%	70-130		1		03/03/22 18:04	460-00-4	
6020 MET ICPMS	Analytical Method: EPA 6020B Preparation Method: EPA 3010A								
	Pace Analytical Services - Asheville								
Lead	**2.6J**	ug/L	5.0	0.077	1	03/02/22 11:49	03/02/22 20:55	7439-92-1	
6200B MSV	Analytical Method: SM 6200B								
	Pace Analytical Services - Charlotte								
Benzene	ND	ug/L	0.50	0.34	1		03/02/22 19:28	71-43-2	
Bromobenzene	ND	ug/L	0.50	0.29	1		03/02/22 19:28	108-86-1	
Bromochloromethane	ND	ug/L	0.50	0.47	1		03/02/22 19:28	74-97-5	
Bromodichloromethane	ND	ug/L	0.50	0.31	1		03/02/22 19:28	75-27-4	
Bromoform	ND	ug/L	0.50	0.34	1		03/02/22 19:28	75-25-2	
Bromomethane	ND	ug/L	5.0	1.7	1		03/02/22 19:28	74-83-9	
n-Butylbenzene	ND	ug/L	0.50	0.49	1		03/02/22 19:28	104-51-8	
sec-Butylbenzene	ND	ug/L	0.50	0.40	1		03/02/22 19:28	135-98-8	
tert-Butylbenzene	ND	ug/L	0.50	0.32	1		03/02/22 19:28	98-06-6	
Carbon tetrachloride	ND	ug/L	0.50	0.33	1		03/02/22 19:28	56-23-5	
Chlorobenzene	ND	ug/L	0.50	0.28	1		03/02/22 19:28	108-90-7	
Chloroethane	ND	ug/L	1.0	0.65	1		03/02/22 19:28	75-00-3	
Chloroform	ND	ug/L	0.50	0.35	1		03/02/22 19:28	67-66-3	
Chloromethane	ND	ug/L	1.0	0.54	1		03/02/22 19:28	74-87-3	
2-Chlorotoluene	ND	ug/L	0.50	0.32	1		03/02/22 19:28	95-49-8	
4-Chlorotoluene	ND	ug/L	0.50	0.32	1		03/02/22 19:28	106-43-4	
1,2-Dibromo-3-chloropropane	ND	ug/L	1.0	0.34	1		03/02/22 19:28	96-12-8	
Dibromochloromethane	ND	ug/L	0.50	0.36	1		03/02/22 19:28	124-48-1	
1,2-Dibromoethane (EDB)	ND	ug/L	0.50	0.27	1		03/02/22 19:28	106-93-4	
Dibromomethane	ND	ug/L	0.50	0.39	1		03/02/22 19:28	74-95-3	
1,2-Dichlorobenzene	ND	ug/L	0.50	0.34	1		03/02/22 19:28	95-50-1	
1,3-Dichlorobenzene	ND	ug/L	0.50	0.34	1		03/02/22 19:28	541-73-1	
1,4-Dichlorobenzene	ND	ug/L	0.50	0.33	1		03/02/22 19:28	106-46-7	
Dichlorodifluoromethane	ND	ug/L	0.50	0.35	1		03/02/22 19:28	75-71-8	
1,1-Dichloroethane	ND	ug/L	0.50	0.37	1		03/02/22 19:28	75-34-3	
1,2-Dichloroethane	ND	ug/L	0.50	0.32	1		03/02/22 19:28	107-06-2	
1,1-Dichloroethene	ND	ug/L	0.50	0.35	1		03/02/22 19:28	75-35-4	
cis-1,2-Dichloroethene	ND	ug/L	0.50	0.38	1		03/02/22 19:28	156-59-2	
trans-1,2-Dichloroethene	ND	ug/L	0.50	0.40	1		03/02/22 19:28	156-60-5	
1,2-Dichloropropane	ND	ug/L	0.50	0.36	1		03/02/22 19:28	78-87-5	
1,3-Dichloropropane	ND	ug/L	0.50	0.28	1		03/02/22 19:28	142-28-9	

This report shall not be reproduced, except in full,
without the written consent of Pace Analytical Services, LLC.

Pace Analytical Services, LLC
9800 Kincey Ave. Suite 100
Huntersville, NC 28078
(704)875-9092

ANALYTICAL RESULTS

Project: CPC Huntersville-60674226
Pace Project No.: 92590778

Sample: MW-81 **Lab ID: 92590778017** Collected: 03/01/22 15:20 Received: 03/01/22 16:30 Matrix: Water

Parameters	Results	Units	Report Limit	MDL	DF	Prepared	Analyzed	CAS No.	Qual
6200B MSV	Analytical Method: SM 6200B								
	Pace Analytical Services - Charlotte								
2,2-Dichloropropane	ND	ug/L	0.50	0.39	1		03/02/22 19:28	594-20-7	
1,1-Dichloropropene	ND	ug/L	0.50	0.43	1		03/02/22 19:28	563-58-6	
cis-1,3-Dichloropropene	ND	ug/L	0.50	0.36	1		03/02/22 19:28	10061-01-5	
trans-1,3-Dichloropropene	ND	ug/L	0.50	0.36	1		03/02/22 19:28	10061-02-6	
Diisopropyl ether	ND	ug/L	0.50	0.31	1		03/02/22 19:28	108-20-3	
Ethylbenzene	ND	ug/L	0.50	0.30	1		03/02/22 19:28	100-41-4	
Hexachloro-1,3-butadiene	ND	ug/L	2.0	1.5	1		03/02/22 19:28	87-68-3	
Isopropylbenzene (Cumene)	ND	ug/L	0.50	0.33	1		03/02/22 19:28	98-82-8	
Methylene Chloride	ND	ug/L	2.0	2.0	1		03/02/22 19:28	75-09-2	
Methyl-tert-butyl ether	ND	ug/L	0.50	0.42	1		03/02/22 19:28	1634-04-4	
Naphthalene	ND	ug/L	2.0	0.64	1		03/02/22 19:28	91-20-3	
n-Propylbenzene	ND	ug/L	0.50	0.34	1		03/02/22 19:28	103-65-1	
Styrene	ND	ug/L	0.50	0.29	1		03/02/22 19:28	100-42-5	
1,1,1,2-Tetrachloroethane	ND	ug/L	0.50	0.31	1		03/02/22 19:28	630-20-6	
1,1,2,2-Tetrachloroethane	ND	ug/L	0.50	0.22	1		03/02/22 19:28	79-34-5	
Tetrachloroethene	ND	ug/L	0.50	0.29	1		03/02/22 19:28	127-18-4	
Toluene	ND	ug/L	0.50	0.48	1		03/02/22 19:28	108-88-3	
1,2,3-Trichlorobenzene	ND	ug/L	2.0	0.81	1		03/02/22 19:28	87-61-6	
1,2,4-Trichlorobenzene	ND	ug/L	2.0	0.64	1		03/02/22 19:28	120-82-1	
1,1,1-Trichloroethane	ND	ug/L	0.50	0.33	1		03/02/22 19:28	71-55-6	
1,1,2-Trichloroethane	ND	ug/L	0.50	0.32	1		03/02/22 19:28	79-00-5	
Trichloroethene	ND	ug/L	0.50	0.38	1		03/02/22 19:28	79-01-6	
Trichlorofluoromethane	ND	ug/L	1.0	0.30	1		03/02/22 19:28	75-69-4	
1,2,3-Trichloropropane	ND	ug/L	0.50	0.26	1		03/02/22 19:28	96-18-4	
1,2,4-Trimethylbenzene	ND	ug/L	0.50	0.50	1		03/02/22 19:28	95-63-6	
1,3,5-Trimethylbenzene	ND	ug/L	0.50	0.33	1		03/02/22 19:28	108-67-8	
Vinyl chloride	ND	ug/L	1.0	0.39	1		03/02/22 19:28	75-01-4	
m&p-Xylene	ND	ug/L	1.0	0.71	1		03/02/22 19:28	179601-23-1	
o-Xylene	ND	ug/L	0.50	0.34	1		03/02/22 19:28	95-47-6	
Surrogates									
1,2-Dichloroethane-d4 (S)	87	%	70-130		1		03/02/22 19:28	17060-07-0	
4-Bromofluorobenzene (S)	98	%	70-130		1		03/02/22 19:28	460-00-4	
Toluene-d8 (S)	100	%	70-130		1		03/02/22 19:28	2037-26-5	

This report shall not be reproduced, except in full,
without the written consent of Pace Analytical Services, LLC.

Pace Analytical Services, LLC
9800 Kincey Ave. Suite 100
Huntersville, NC 28078
(704)875-9092

ANALYTICAL RESULTS

Project: CPC Huntersville-60674226
Pace Project No.: 92590778

Sample: MW-80 **Lab ID: 92590778018** Collected: 03/01/22 13:55 Received: 03/01/22 16:30 Matrix: Water

Parameters	Results	Units	Report Limit	MDL	DF	Prepared	Analyzed	CAS No.	Qual
VPH NC Water	Analytical Method: MADEP VPH								
	Pace Analytical Services - Charlotte								
Total VPH (C5-C12)	ND	ug/L	50.0	50.0	1		03/03/22 18:33		N2
Aliphatic (C05-C08)	ND	ug/L	50.0	50.0	1		03/03/22 18:33		N2
Aliphatic(C09-C12) Adjusted	ND	ug/L	50.0	50.0	1		03/03/22 18:33		N2
Aromatic (C09-C10)	ND	ug/L	50.0	50.0	1		03/03/22 18:33		N2
Surrogates									
4-Bromofluorobenzene (FID) (S)	97	%	70-130		1		03/03/22 18:33	460-00-4	
4-Bromofluorobenzene (PID) (S)	87	%	70-130		1		03/03/22 18:33	460-00-4	
6020 MET ICPMS	Analytical Method: EPA 6020B Preparation Method: EPA 3010A								
	Pace Analytical Services - Asheville								
Lead	**0.23J**	ug/L	5.0	0.077	1	03/02/22 11:49	03/02/22 21:03	7439-92-1	
6200B MSV	Analytical Method: SM 6200B								
	Pace Analytical Services - Charlotte								
Benzene	ND	ug/L	0.50	0.34	1		03/03/22 18:55	71-43-2	
Bromobenzene	ND	ug/L	0.50	0.29	1		03/03/22 18:55	108-86-1	
Bromochloromethane	ND	ug/L	0.50	0.47	1		03/03/22 18:55	74-97-5	
Bromodichloromethane	ND	ug/L	0.50	0.31	1		03/03/22 18:55	75-27-4	
Bromoform	ND	ug/L	0.50	0.34	1		03/03/22 18:55	75-25-2	
Bromomethane	ND	ug/L	5.0	1.7	1		03/03/22 18:55	74-83-9	
n-Butylbenzene	ND	ug/L	0.50	0.49	1		03/03/22 18:55	104-51-8	
sec-Butylbenzene	ND	ug/L	0.50	0.40	1		03/03/22 18:55	135-98-8	
tert-Butylbenzene	ND	ug/L	0.50	0.32	1		03/03/22 18:55	98-06-6	
Carbon tetrachloride	ND	ug/L	0.50	0.33	1		03/03/22 18:55	56-23-5	
Chlorobenzene	ND	ug/L	0.50	0.28	1		03/03/22 18:55	108-90-7	
Chloroethane	ND	ug/L	1.0	0.65	1		03/03/22 18:55	75-00-3	
Chloroform	ND	ug/L	0.50	0.35	1		03/03/22 18:55	67-66-3	
Chloromethane	ND	ug/L	1.0	0.54	1		03/03/22 18:55	74-87-3	
2-Chlorotoluene	ND	ug/L	0.50	0.32	1		03/03/22 18:55	95-49-8	
4-Chlorotoluene	ND	ug/L	0.50	0.32	1		03/03/22 18:55	106-43-4	
1,2-Dibromo-3-chloropropane	ND	ug/L	1.0	0.34	1		03/03/22 18:55	96-12-8	
Dibromochloromethane	ND	ug/L	0.50	0.36	1		03/03/22 18:55	124-48-1	
1,2-Dibromoethane (EDB)	ND	ug/L	0.50	0.27	1		03/03/22 18:55	106-93-4	
Dibromomethane	ND	ug/L	0.50	0.39	1		03/03/22 18:55	74-95-3	
1,2-Dichlorobenzene	ND	ug/L	0.50	0.34	1		03/03/22 18:55	95-50-1	
1,3-Dichlorobenzene	ND	ug/L	0.50	0.34	1		03/03/22 18:55	541-73-1	
1,4-Dichlorobenzene	ND	ug/L	0.50	0.33	1		03/03/22 18:55	106-46-7	
Dichlorodifluoromethane	ND	ug/L	0.50	0.35	1		03/03/22 18:55	75-71-8	
1,1-Dichloroethane	ND	ug/L	0.50	0.37	1		03/03/22 18:55	75-34-3	
1,2-Dichloroethane	ND	ug/L	0.50	0.32	1		03/03/22 18:55	107-06-2	
1,1-Dichloroethene	ND	ug/L	0.50	0.35	1		03/03/22 18:55	75-35-4	
cis-1,2-Dichloroethene	ND	ug/L	0.50	0.38	1		03/03/22 18:55	156-59-2	
trans-1,2-Dichloroethene	ND	ug/L	0.50	0.40	1		03/03/22 18:55	156-60-5	
1,2-Dichloropropane	ND	ug/L	0.50	0.36	1		03/03/22 18:55	78-87-5	
1,3-Dichloropropane	ND	ug/L	0.50	0.28	1		03/03/22 18:55	142-28-9	

This report shall not be reproduced, except in full,
without the written consent of Pace Analytical Services, LLC.

Pace Analytical Services, LLC
9800 Kincey Ave. Suite 100
Huntersville, NC 28078
(704)875-9092

ANALYTICAL RESULTS

Project: CPC Huntersville-60674226
Pace Project No.: 92590778

Sample: MW-80 **Lab ID: 92590778018** Collected: 03/01/22 13:55 Received: 03/01/22 16:30 Matrix: Water

Parameters	Results	Units	Report Limit	MDL	DF	Prepared	Analyzed	CAS No.	Qual
6200B MSV	Analytical Method: SM 6200B								
	Pace Analytical Services - Charlotte								
2,2-Dichloropropane	ND	ug/L	0.50	0.39	1		03/03/22 18:55	594-20-7	
1,1-Dichloropropene	ND	ug/L	0.50	0.43	1		03/03/22 18:55	563-58-6	
cis-1,3-Dichloropropene	ND	ug/L	0.50	0.36	1		03/03/22 18:55	10061-01-5	
trans-1,3-Dichloropropene	ND	ug/L	0.50	0.36	1		03/03/22 18:55	10061-02-6	
Diisopropyl ether	ND	ug/L	0.50	0.31	1		03/03/22 18:55	108-20-3	
Ethylbenzene	ND	ug/L	0.50	0.30	1		03/03/22 18:55	100-41-4	
Hexachloro-1,3-butadiene	ND	ug/L	2.0	1.5	1		03/03/22 18:55	87-68-3	
Isopropylbenzene (Cumene)	ND	ug/L	0.50	0.33	1		03/03/22 18:55	98-82-8	
Methylene Chloride	ND	ug/L	2.0	2.0	1		03/03/22 18:55	75-09-2	
Methyl-tert-butyl ether	ND	ug/L	0.50	0.42	1		03/03/22 18:55	1634-04-4	
Naphthalene	ND	ug/L	2.0	0.64	1		03/03/22 18:55	91-20-3	
n-Propylbenzene	ND	ug/L	0.50	0.34	1		03/03/22 18:55	103-65-1	
Styrene	ND	ug/L	0.50	0.29	1		03/03/22 18:55	100-42-5	
1,1,1,2-Tetrachloroethane	ND	ug/L	0.50	0.31	1		03/03/22 18:55	630-20-6	
1,1,2,2-Tetrachloroethane	ND	ug/L	0.50	0.22	1		03/03/22 18:55	79-34-5	
Tetrachloroethene	ND	ug/L	0.50	0.29	1		03/03/22 18:55	127-18-4	
Toluene	ND	ug/L	0.50	0.48	1		03/03/22 18:55	108-88-3	
1,2,3-Trichlorobenzene	ND	ug/L	2.0	0.81	1		03/03/22 18:55	87-61-6	
1,2,4-Trichlorobenzene	ND	ug/L	2.0	0.64	1		03/03/22 18:55	120-82-1	
1,1,1-Trichloroethane	ND	ug/L	0.50	0.33	1		03/03/22 18:55	71-55-6	
1,1,2-Trichloroethane	ND	ug/L	0.50	0.32	1		03/03/22 18:55	79-00-5	
Trichloroethene	ND	ug/L	0.50	0.38	1		03/03/22 18:55	79-01-6	
Trichlorofluoromethane	ND	ug/L	1.0	0.30	1		03/03/22 18:55	75-69-4	
1,2,3-Trichloropropane	ND	ug/L	0.50	0.26	1		03/03/22 18:55	96-18-4	
1,2,4-Trimethylbenzene	ND	ug/L	0.50	0.50	1		03/03/22 18:55	95-63-6	
1,3,5-Trimethylbenzene	ND	ug/L	0.50	0.33	1		03/03/22 18:55	108-67-8	
Vinyl chloride	ND	ug/L	1.0	0.39	1		03/03/22 18:55	75-01-4	
m&p-Xylene	ND	ug/L	1.0	0.71	1		03/03/22 18:55	179601-23-1	
o-Xylene	ND	ug/L	0.50	0.34	1		03/03/22 18:55	95-47-6	
Surrogates									
1,2-Dichloroethane-d4 (S)	104	%	70-130		1		03/03/22 18:55	17060-07-0	
4-Bromofluorobenzene (S)	100	%	70-130		1		03/03/22 18:55	460-00-4	
Toluene-d8 (S)	100	%	70-130		1		03/03/22 18:55	2037-26-5	

This report shall not be reproduced, except in full,
without the written consent of Pace Analytical Services, LLC.

Pace Analytical Services, LLC
9800 Kincey Ave. Suite 100
Huntersville, NC 28078
(704)875-9092

ANALYTICAL RESULTS

Project: CPC Huntersville-60674226
Pace Project No.: 92590778

Sample: MW-31 **Lab ID: 92590778019** Collected: 03/01/22 12:40 Received: 03/01/22 16:30 Matrix: Water

Parameters	Results	Units	Report Limit	MDL	DF	Prepared	Analyzed	CAS No.	Qual
VPH NC Water	Analytical Method: MADEP VPH								
	Pace Analytical Services - Charlotte								
Total VPH (C5-C12)	ND	ug/L	50.0	50.0	1		03/03/22 19:02		N2
Aliphatic (C05-C08)	ND	ug/L	50.0	50.0	1		03/03/22 19:02		N2
Aliphatic(C09-C12) Adjusted	ND	ug/L	50.0	50.0	1		03/03/22 19:02		N2
Aromatic (C09-C10)	ND	ug/L	50.0	50.0	1		03/03/22 19:02		N2
Surrogates									
4-Bromofluorobenzene (FID) (S)	98	%	70-130		1		03/03/22 19:02	460-00-4	
4-Bromofluorobenzene (PID) (S)	87	%	70-130		1		03/03/22 19:02	460-00-4	
6020 MET ICPMS	Analytical Method: EPA 6020B Preparation Method: EPA 3010A								
	Pace Analytical Services - Asheville								
Lead	ND	ug/L	5.0	0.077	1	03/02/22 11:49	03/02/22 21:07	7439-92-1	
6200B MSV	Analytical Method: SM 6200B								
	Pace Analytical Services - Charlotte								
Benzene	ND	ug/L	0.50	0.34	1		03/03/22 19:13	71-43-2	
Bromobenzene	ND	ug/L	0.50	0.29	1		03/03/22 19:13	108-86-1	
Bromochloromethane	ND	ug/L	0.50	0.47	1		03/03/22 19:13	74-97-5	
Bromodichloromethane	ND	ug/L	0.50	0.31	1		03/03/22 19:13	75-27-4	
Bromoform	ND	ug/L	0.50	0.34	1		03/03/22 19:13	75-25-2	
Bromomethane	ND	ug/L	5.0	1.7	1		03/03/22 19:13	74-83-9	
n-Butylbenzene	ND	ug/L	0.50	0.49	1		03/03/22 19:13	104-51-8	
sec-Butylbenzene	ND	ug/L	0.50	0.40	1		03/03/22 19:13	135-98-8	
tert-Butylbenzene	ND	ug/L	0.50	0.32	1		03/03/22 19:13	98-06-6	
Carbon tetrachloride	ND	ug/L	0.50	0.33	1		03/03/22 19:13	56-23-5	
Chlorobenzene	ND	ug/L	0.50	0.28	1		03/03/22 19:13	108-90-7	
Chloroethane	ND	ug/L	1.0	0.65	1		03/03/22 19:13	75-00-3	
Chloroform	ND	ug/L	0.50	0.35	1		03/03/22 19:13	67-66-3	
Chloromethane	ND	ug/L	1.0	0.54	1		03/03/22 19:13	74-87-3	
2-Chlorotoluene	ND	ug/L	0.50	0.32	1		03/03/22 19:13	95-49-8	
4-Chlorotoluene	ND	ug/L	0.50	0.32	1		03/03/22 19:13	106-43-4	
1,2-Dibromo-3-chloropropane	ND	ug/L	1.0	0.34	1		03/03/22 19:13	96-12-8	
Dibromochloromethane	ND	ug/L	0.50	0.36	1		03/03/22 19:13	124-48-1	
1,2-Dibromoethane (EDB)	ND	ug/L	0.50	0.27	1		03/03/22 19:13	106-93-4	
Dibromomethane	ND	ug/L	0.50	0.39	1		03/03/22 19:13	74-95-3	
1,2-Dichlorobenzene	ND	ug/L	0.50	0.34	1		03/03/22 19:13	95-50-1	
1,3-Dichlorobenzene	ND	ug/L	0.50	0.34	1		03/03/22 19:13	541-73-1	
1,4-Dichlorobenzene	ND	ug/L	0.50	0.33	1		03/03/22 19:13	106-46-7	
Dichlorodifluoromethane	ND	ug/L	0.50	0.35	1		03/03/22 19:13	75-71-8	
1,1-Dichloroethane	ND	ug/L	0.50	0.37	1		03/03/22 19:13	75-34-3	
1,2-Dichloroethane	ND	ug/L	0.50	0.32	1		03/03/22 19:13	107-06-2	
1,1-Dichloroethene	ND	ug/L	0.50	0.35	1		03/03/22 19:13	75-35-4	
cis-1,2-Dichloroethene	ND	ug/L	0.50	0.38	1		03/03/22 19:13	156-59-2	
trans-1,2-Dichloroethene	ND	ug/L	0.50	0.40	1		03/03/22 19:13	156-60-5	
1,2-Dichloropropane	ND	ug/L	0.50	0.36	1		03/03/22 19:13	78-87-5	
1,3-Dichloropropane	ND	ug/L	0.50	0.28	1		03/03/22 19:13	142-28-9	

This report shall not be reproduced, except in full,
without the written consent of Pace Analytical Services, LLC.

Pace Analytical Services, LLC
9800 Kincey Ave. Suite 100
Huntersville, NC 28078
(704)875-9092

ANALYTICAL RESULTS

Project: CPC Huntersville-60674226
Pace Project No.: 92590778

Sample: MW-31 **Lab ID: 92590778019** Collected: 03/01/22 12:40 Received: 03/01/22 16:30 Matrix: Water

Parameters	Results	Units	Report Limit	MDL	DF	Prepared	Analyzed	CAS No.	Qual
6200B MSV	Analytical Method: SM 6200B								
	Pace Analytical Services - Charlotte								
2,2-Dichloropropane	ND	ug/L	0.50	0.39	1		03/03/22 19:13	594-20-7	
1,1-Dichloropropene	ND	ug/L	0.50	0.43	1		03/03/22 19:13	563-58-6	
cis-1,3-Dichloropropene	ND	ug/L	0.50	0.36	1		03/03/22 19:13	10061-01-5	
trans-1,3-Dichloropropene	ND	ug/L	0.50	0.36	1		03/03/22 19:13	10061-02-6	
Diisopropyl ether	ND	ug/L	0.50	0.31	1		03/03/22 19:13	108-20-3	
Ethylbenzene	ND	ug/L	0.50	0.30	1		03/03/22 19:13	100-41-4	
Hexachloro-1,3-butadiene	ND	ug/L	2.0	1.5	1		03/03/22 19:13	87-68-3	
Isopropylbenzene (Cumene)	ND	ug/L	0.50	0.33	1		03/03/22 19:13	98-82-8	
Methylene Chloride	ND	ug/L	2.0	2.0	1		03/03/22 19:13	75-09-2	
Methyl-tert-butyl ether	ND	ug/L	0.50	0.42	1		03/03/22 19:13	1634-04-4	
Naphthalene	ND	ug/L	2.0	0.64	1		03/03/22 19:13	91-20-3	
n-Propylbenzene	ND	ug/L	0.50	0.34	1		03/03/22 19:13	103-65-1	
Styrene	ND	ug/L	0.50	0.29	1		03/03/22 19:13	100-42-5	
1,1,1,2-Tetrachloroethane	ND	ug/L	0.50	0.31	1		03/03/22 19:13	630-20-6	
1,1,2,2-Tetrachloroethane	ND	ug/L	0.50	0.22	1		03/03/22 19:13	79-34-5	
Tetrachloroethene	ND	ug/L	0.50	0.29	1		03/03/22 19:13	127-18-4	
Toluene	ND	ug/L	0.50	0.48	1		03/03/22 19:13	108-88-3	
1,2,3-Trichlorobenzene	ND	ug/L	2.0	0.81	1		03/03/22 19:13	87-61-6	
1,2,4-Trichlorobenzene	ND	ug/L	2.0	0.64	1		03/03/22 19:13	120-82-1	
1,1,1-Trichloroethane	ND	ug/L	0.50	0.33	1		03/03/22 19:13	71-55-6	
1,1,2-Trichloroethane	ND	ug/L	0.50	0.32	1		03/03/22 19:13	79-00-5	
Trichloroethene	ND	ug/L	0.50	0.38	1		03/03/22 19:13	79-01-6	
Trichlorofluoromethane	ND	ug/L	1.0	0.30	1		03/03/22 19:13	75-69-4	
1,2,3-Trichloropropane	ND	ug/L	0.50	0.26	1		03/03/22 19:13	96-18-4	
1,2,4-Trimethylbenzene	ND	ug/L	0.50	0.50	1		03/03/22 19:13	95-63-6	
1,3,5-Trimethylbenzene	ND	ug/L	0.50	0.33	1		03/03/22 19:13	108-67-8	
Vinyl chloride	ND	ug/L	1.0	0.39	1		03/03/22 19:13	75-01-4	
m&p-Xylene	ND	ug/L	1.0	0.71	1		03/03/22 19:13	179601-23-1	
o-Xylene	ND	ug/L	0.50	0.34	1		03/03/22 19:13	95-47-6	
Surrogates									
1,2-Dichloroethane-d4 (S)	104	%	70-130		1		03/03/22 19:13	17060-07-0	
4-Bromofluorobenzene (S)	101	%	70-130		1		03/03/22 19:13	460-00-4	
Toluene-d8 (S)	99	%	70-130		1		03/03/22 19:13	2037-26-5	

This report shall not be reproduced, except in full,
without the written consent of Pace Analytical Services, LLC.

Pace Analytical Services, LLC
9800 Kincey Ave. Suite 100
Huntersville, NC 28078
(704)875-9092

ANALYTICAL RESULTS

Project: CPC Huntersville-60674226
Pace Project No.: 92590778

Sample: EB-2-20220301 **Lab ID: 92590778020** Collected: 03/01/22 12:45 Received: 03/01/22 16:30 Matrix: Water

Parameters	Results	Units	Report Limit	MDL	DF	Prepared	Analyzed	CAS No.	Qual
VPH NC Water	Analytical Method: MADEP VPH								
	Pace Analytical Services - Charlotte								
Total VPH (C5-C12)	ND	ug/L	50.0	50.0	1		03/03/22 19:30		N2
Aliphatic (C05-C08)	ND	ug/L	50.0	50.0	1		03/03/22 19:30		N2
Aliphatic(C09-C12) Adjusted	ND	ug/L	50.0	50.0	1		03/03/22 19:30		N2
Aromatic (C09-C10)	ND	ug/L	50.0	50.0	1		03/03/22 19:30		N2
Surrogates									
4-Bromofluorobenzene (FID) (S)	100	%	70-130		1		03/03/22 19:30	460-00-4	
4-Bromofluorobenzene (PID) (S)	90	%	70-130		1		03/03/22 19:30	460-00-4	
6020 MET ICPMS	Analytical Method: EPA 6020B Preparation Method: EPA 3010A								
	Pace Analytical Services - Asheville								
Lead	ND	ug/L	5.0	0.077	1	03/02/22 11:49	03/02/22 21:39	7439-92-1	
6200B MSV	Analytical Method: SM 6200B								
	Pace Analytical Services - Charlotte								
Benzene	ND	ug/L	0.50	0.34	1		03/03/22 16:10	71-43-2	
Bromobenzene	ND	ug/L	0.50	0.29	1		03/03/22 16:10	108-86-1	
Bromochloromethane	ND	ug/L	0.50	0.47	1		03/03/22 16:10	74-97-5	
Bromodichloromethane	ND	ug/L	0.50	0.31	1		03/03/22 16:10	75-27-4	
Bromoform	ND	ug/L	0.50	0.34	1		03/03/22 16:10	75-25-2	
Bromomethane	ND	ug/L	5.0	1.7	1		03/03/22 16:10	74-83-9	
n-Butylbenzene	ND	ug/L	0.50	0.49	1		03/03/22 16:10	104-51-8	
sec-Butylbenzene	ND	ug/L	0.50	0.40	1		03/03/22 16:10	135-98-8	
tert-Butylbenzene	ND	ug/L	0.50	0.32	1		03/03/22 16:10	98-06-6	
Carbon tetrachloride	ND	ug/L	0.50	0.33	1		03/03/22 16:10	56-23-5	
Chlorobenzene	ND	ug/L	0.50	0.28	1		03/03/22 16:10	108-90-7	
Chloroethane	ND	ug/L	1.0	0.65	1		03/03/22 16:10	75-00-3	
Chloroform	ND	ug/L	0.50	0.35	1		03/03/22 16:10	67-66-3	
Chloromethane	ND	ug/L	1.0	0.54	1		03/03/22 16:10	74-87-3	
2-Chlorotoluene	ND	ug/L	0.50	0.32	1		03/03/22 16:10	95-49-8	
4-Chlorotoluene	ND	ug/L	0.50	0.32	1		03/03/22 16:10	106-43-4	
1,2-Dibromo-3-chloropropane	ND	ug/L	1.0	0.34	1		03/03/22 16:10	96-12-8	
Dibromochloromethane	ND	ug/L	0.50	0.36	1		03/03/22 16:10	124-48-1	
1,2-Dibromoethane (EDB)	ND	ug/L	0.50	0.27	1		03/03/22 16:10	106-93-4	
Dibromomethane	ND	ug/L	0.50	0.39	1		03/03/22 16:10	74-95-3	
1,2-Dichlorobenzene	ND	ug/L	0.50	0.34	1		03/03/22 16:10	95-50-1	
1,3-Dichlorobenzene	ND	ug/L	0.50	0.34	1		03/03/22 16:10	541-73-1	
1,4-Dichlorobenzene	ND	ug/L	0.50	0.33	1		03/03/22 16:10	106-46-7	
Dichlorodifluoromethane	ND	ug/L	0.50	0.35	1		03/03/22 16:10	75-71-8	
1,1-Dichloroethane	ND	ug/L	0.50	0.37	1		03/03/22 16:10	75-34-3	
1,2-Dichloroethane	ND	ug/L	0.50	0.32	1		03/03/22 16:10	107-06-2	
1,1-Dichloroethene	ND	ug/L	0.50	0.35	1		03/03/22 16:10	75-35-4	
cis-1,2-Dichloroethene	ND	ug/L	0.50	0.38	1		03/03/22 16:10	156-59-2	
trans-1,2-Dichloroethene	ND	ug/L	0.50	0.40	1		03/03/22 16:10	156-60-5	
1,2-Dichloropropane	ND	ug/L	0.50	0.36	1		03/03/22 16:10	78-87-5	
1,3-Dichloropropane	ND	ug/L	0.50	0.28	1		03/03/22 16:10	142-28-9	

This report shall not be reproduced, except in full,
without the written consent of Pace Analytical Services, LLC.

Pace Analytical Services, LLC
9800 Kincey Ave. Suite 100
Huntersville, NC 28078
(704)875-9092

ANALYTICAL RESULTS

Project: CPC Huntersville-60674226
Pace Project No.: 92590778

Sample: EB-2-20220301 **Lab ID: 92590778020** Collected: 03/01/22 12:45 Received: 03/01/22 16:30 Matrix: Water

Parameters	Results	Units	Report Limit	MDL	DF	Prepared	Analyzed	CAS No.	Qual
6200B MSV	Analytical Method: SM 6200B								
	Pace Analytical Services - Charlotte								
2,2-Dichloropropane	ND	ug/L	0.50	0.39	1		03/03/22 16:10	594-20-7	
1,1-Dichloropropene	ND	ug/L	0.50	0.43	1		03/03/22 16:10	563-58-6	
cis-1,3-Dichloropropene	ND	ug/L	0.50	0.36	1		03/03/22 16:10	10061-01-5	
trans-1,3-Dichloropropene	ND	ug/L	0.50	0.36	1		03/03/22 16:10	10061-02-6	
Diisopropyl ether	ND	ug/L	0.50	0.31	1		03/03/22 16:10	108-20-3	
Ethylbenzene	ND	ug/L	0.50	0.30	1		03/03/22 16:10	100-41-4	
Hexachloro-1,3-butadiene	ND	ug/L	2.0	1.5	1		03/03/22 16:10	87-68-3	
Isopropylbenzene (Cumene)	ND	ug/L	0.50	0.33	1		03/03/22 16:10	98-82-8	
Methylene Chloride	ND	ug/L	2.0	2.0	1		03/03/22 16:10	75-09-2	
Methyl-tert-butyl ether	ND	ug/L	0.50	0.42	1		03/03/22 16:10	1634-04-4	
Naphthalene	ND	ug/L	2.0	0.64	1		03/03/22 16:10	91-20-3	
n-Propylbenzene	ND	ug/L	0.50	0.34	1		03/03/22 16:10	103-65-1	
Styrene	ND	ug/L	0.50	0.29	1		03/03/22 16:10	100-42-5	
1,1,1,2-Tetrachloroethane	ND	ug/L	0.50	0.31	1		03/03/22 16:10	630-20-6	
1,1,2,2-Tetrachloroethane	ND	ug/L	0.50	0.22	1		03/03/22 16:10	79-34-5	
Tetrachloroethene	ND	ug/L	0.50	0.29	1		03/03/22 16:10	127-18-4	
Toluene	ND	ug/L	0.50	0.48	1		03/03/22 16:10	108-88-3	
1,2,3-Trichlorobenzene	ND	ug/L	2.0	0.81	1		03/03/22 16:10	87-61-6	
1,2,4-Trichlorobenzene	ND	ug/L	2.0	0.64	1		03/03/22 16:10	120-82-1	
1,1,1-Trichloroethane	ND	ug/L	0.50	0.33	1		03/03/22 16:10	71-55-6	
1,1,2-Trichloroethane	ND	ug/L	0.50	0.32	1		03/03/22 16:10	79-00-5	
Trichloroethene	ND	ug/L	0.50	0.38	1		03/03/22 16:10	79-01-6	
Trichlorofluoromethane	ND	ug/L	1.0	0.30	1		03/03/22 16:10	75-69-4	
1,2,3-Trichloropropane	ND	ug/L	0.50	0.26	1		03/03/22 16:10	96-18-4	
1,2,4-Trimethylbenzene	ND	ug/L	0.50	0.50	1		03/03/22 16:10	95-63-6	
1,3,5-Trimethylbenzene	ND	ug/L	0.50	0.33	1		03/03/22 16:10	108-67-8	
Vinyl chloride	ND	ug/L	1.0	0.39	1		03/03/22 16:10	75-01-4	
m&p-Xylene	ND	ug/L	1.0	0.71	1		03/03/22 16:10	179601-23-1	
o-Xylene	ND	ug/L	0.50	0.34	1		03/03/22 16:10	95-47-6	
Surrogates									
1,2-Dichloroethane-d4 (S)	103	%	70-130		1		03/03/22 16:10	17060-07-0	
4-Bromofluorobenzene (S)	101	%	70-130		1		03/03/22 16:10	460-00-4	
Toluene-d8 (S)	100	%	70-130		1		03/03/22 16:10	2037-26-5	

This report shall not be reproduced, except in full,
without the written consent of Pace Analytical Services, LLC.

Pace Analytical Services, LLC
9800 Kincey Ave. Suite 100
Huntersville, NC 28078
(704)875-9092

ANALYTICAL RESULTS

Project: CPC Huntersville-60674226
Pace Project No.: 92590778

Sample: EB-1-20220301 **Lab ID: 92590778021** Collected: 03/01/22 15:50 Received: 03/01/22 16:30 Matrix: Water

Parameters	Results	Units	Report Limit	MDL	DF	Prepared	Analyzed	CAS No.	Qual
VPH NC Water	Analytical Method: MADEP VPH								
	Pace Analytical Services - Charlotte								
Total VPH (C5-C12)	ND	ug/L	50.0	50.0	1		03/03/22 19:59		N2
Aliphatic (C05-C08)	ND	ug/L	50.0	50.0	1		03/03/22 19:59		N2
Aliphatic(C09-C12) Adjusted	ND	ug/L	50.0	50.0	1		03/03/22 19:59		N2
Aromatic (C09-C10)	ND	ug/L	50.0	50.0	1		03/03/22 19:59		N2
Surrogates									
4-Bromofluorobenzene (FID) (S)	97	%	70-130		1		03/03/22 19:59	460-00-4	
4-Bromofluorobenzene (PID) (S)	86	%	70-130		1		03/03/22 19:59	460-00-4	
6020 MET ICPMS	Analytical Method: EPA 6020B Preparation Method: EPA 3010A								
	Pace Analytical Services - Asheville								
Lead	ND	ug/L	5.0	0.077	1	03/02/22 11:49	03/02/22 21:59	7439-92-1	
6200B MSV	Analytical Method: SM 6200B								
	Pace Analytical Services - Charlotte								
Benzene	ND	ug/L	0.50	0.34	1		03/03/22 16:28	71-43-2	
Bromobenzene	ND	ug/L	0.50	0.29	1		03/03/22 16:28	108-86-1	
Bromochloromethane	ND	ug/L	0.50	0.47	1		03/03/22 16:28	74-97-5	
Bromodichloromethane	ND	ug/L	0.50	0.31	1		03/03/22 16:28	75-27-4	
Bromoform	ND	ug/L	0.50	0.34	1		03/03/22 16:28	75-25-2	
Bromomethane	ND	ug/L	5.0	1.7	1		03/03/22 16:28	74-83-9	
n-Butylbenzene	ND	ug/L	0.50	0.49	1		03/03/22 16:28	104-51-8	
sec-Butylbenzene	ND	ug/L	0.50	0.40	1		03/03/22 16:28	135-98-8	
tert-Butylbenzene	ND	ug/L	0.50	0.32	1		03/03/22 16:28	98-06-6	
Carbon tetrachloride	ND	ug/L	0.50	0.33	1		03/03/22 16:28	56-23-5	
Chlorobenzene	ND	ug/L	0.50	0.28	1		03/03/22 16:28	108-90-7	
Chloroethane	ND	ug/L	1.0	0.65	1		03/03/22 16:28	75-00-3	
Chloroform	ND	ug/L	0.50	0.35	1		03/03/22 16:28	67-66-3	
Chloromethane	ND	ug/L	1.0	0.54	1		03/03/22 16:28	74-87-3	
2-Chlorotoluene	ND	ug/L	0.50	0.32	1		03/03/22 16:28	95-49-8	
4-Chlorotoluene	ND	ug/L	0.50	0.32	1		03/03/22 16:28	106-43-4	
1,2-Dibromo-3-chloropropane	ND	ug/L	1.0	0.34	1		03/03/22 16:28	96-12-8	
Dibromochloromethane	ND	ug/L	0.50	0.36	1		03/03/22 16:28	124-48-1	
1,2-Dibromoethane (EDB)	ND	ug/L	0.50	0.27	1		03/03/22 16:28	106-93-4	
Dibromomethane	ND	ug/L	0.50	0.39	1		03/03/22 16:28	74-95-3	
1,2-Dichlorobenzene	ND	ug/L	0.50	0.34	1		03/03/22 16:28	95-50-1	
1,3-Dichlorobenzene	ND	ug/L	0.50	0.34	1		03/03/22 16:28	541-73-1	
1,4-Dichlorobenzene	ND	ug/L	0.50	0.33	1		03/03/22 16:28	106-46-7	
Dichlorodifluoromethane	ND	ug/L	0.50	0.35	1		03/03/22 16:28	75-71-8	
1,1-Dichloroethane	ND	ug/L	0.50	0.37	1		03/03/22 16:28	75-34-3	
1,2-Dichloroethane	ND	ug/L	0.50	0.32	1		03/03/22 16:28	107-06-2	
1,1-Dichloroethene	ND	ug/L	0.50	0.35	1		03/03/22 16:28	75-35-4	
cis-1,2-Dichloroethene	ND	ug/L	0.50	0.38	1		03/03/22 16:28	156-59-2	
trans-1,2-Dichloroethene	ND	ug/L	0.50	0.40	1		03/03/22 16:28	156-60-5	
1,2-Dichloropropane	ND	ug/L	0.50	0.36	1		03/03/22 16:28	78-87-5	
1,3-Dichloropropane	ND	ug/L	0.50	0.28	1		03/03/22 16:28	142-28-9	

This report shall not be reproduced, except in full,
without the written consent of Pace Analytical Services, LLC.

Pace Analytical Services, LLC
9800 Kincey Ave. Suite 100
Huntersville, NC 28078
(704)875-9092

ANALYTICAL RESULTS

Project: CPC Huntersville-60674226
Pace Project No.: 92590778

Sample: EB-1-20220301 **Lab ID: 92590778021** Collected: 03/01/22 15:50 Received: 03/01/22 16:30 Matrix: Water

Parameters	Results	Units	Report Limit	MDL	DF	Prepared	Analyzed	CAS No.	Qual
6200B MSV	Analytical Method: SM 6200B								
	Pace Analytical Services - Charlotte								
2,2-Dichloropropane	ND	ug/L	0.50	0.39	1		03/03/22 16:28	594-20-7	
1,1-Dichloropropene	ND	ug/L	0.50	0.43	1		03/03/22 16:28	563-58-6	
cis-1,3-Dichloropropene	ND	ug/L	0.50	0.36	1		03/03/22 16:28	10061-01-5	
trans-1,3-Dichloropropene	ND	ug/L	0.50	0.36	1		03/03/22 16:28	10061-02-6	
Diisopropyl ether	ND	ug/L	0.50	0.31	1		03/03/22 16:28	108-20-3	
Ethylbenzene	ND	ug/L	0.50	0.30	1		03/03/22 16:28	100-41-4	
Hexachloro-1,3-butadiene	ND	ug/L	2.0	1.5	1		03/03/22 16:28	87-68-3	
Isopropylbenzene (Cumene)	ND	ug/L	0.50	0.33	1		03/03/22 16:28	98-82-8	
Methylene Chloride	ND	ug/L	2.0	2.0	1		03/03/22 16:28	75-09-2	
Methyl-tert-butyl ether	ND	ug/L	0.50	0.42	1		03/03/22 16:28	1634-04-4	
Naphthalene	ND	ug/L	2.0	0.64	1		03/03/22 16:28	91-20-3	
n-Propylbenzene	ND	ug/L	0.50	0.34	1		03/03/22 16:28	103-65-1	
Styrene	ND	ug/L	0.50	0.29	1		03/03/22 16:28	100-42-5	
1,1,1,2-Tetrachloroethane	ND	ug/L	0.50	0.31	1		03/03/22 16:28	630-20-6	
1,1,2,2-Tetrachloroethane	ND	ug/L	0.50	0.22	1		03/03/22 16:28	79-34-5	
Tetrachloroethene	ND	ug/L	0.50	0.29	1		03/03/22 16:28	127-18-4	
Toluene	ND	ug/L	0.50	0.48	1		03/03/22 16:28	108-88-3	
1,2,3-Trichlorobenzene	ND	ug/L	2.0	0.81	1		03/03/22 16:28	87-61-6	
1,2,4-Trichlorobenzene	ND	ug/L	2.0	0.64	1		03/03/22 16:28	120-82-1	
1,1,1-Trichloroethane	ND	ug/L	0.50	0.33	1		03/03/22 16:28	71-55-6	
1,1,2-Trichloroethane	ND	ug/L	0.50	0.32	1		03/03/22 16:28	79-00-5	
Trichloroethene	ND	ug/L	0.50	0.38	1		03/03/22 16:28	79-01-6	
Trichlorofluoromethane	ND	ug/L	1.0	0.30	1		03/03/22 16:28	75-69-4	
1,2,3-Trichloropropane	ND	ug/L	0.50	0.26	1		03/03/22 16:28	96-18-4	
1,2,4-Trimethylbenzene	ND	ug/L	0.50	0.50	1		03/03/22 16:28	95-63-6	
1,3,5-Trimethylbenzene	ND	ug/L	0.50	0.33	1		03/03/22 16:28	108-67-8	
Vinyl chloride	ND	ug/L	1.0	0.39	1		03/03/22 16:28	75-01-4	
m&p-Xylene	ND	ug/L	1.0	0.71	1		03/03/22 16:28	179601-23-1	
o-Xylene	ND	ug/L	0.50	0.34	1		03/03/22 16:28	95-47-6	
Surrogates									
1,2-Dichloroethane-d4 (S)	101	%	70-130		1		03/03/22 16:28	17060-07-0	
4-Bromofluorobenzene (S)	97	%	70-130		1		03/03/22 16:28	460-00-4	
Toluene-d8 (S)	100	%	70-130		1		03/03/22 16:28	2037-26-5	

This report shall not be reproduced, except in full,
without the written consent of Pace Analytical Services, LLC.

Pace Analytical Services, LLC
9800 Kincey Ave. Suite 100
Huntersville, NC 28078
(704)875-9092

ANALYTICAL RESULTS

Project: CPC Huntersville-60674226
Pace Project No.: 92590778

Sample: FB-1-20220301 **Lab ID: 92590778022** Collected: 03/01/22 14:45 Received: 03/01/22 16:30 Matrix: Water

Parameters	Results	Units	Report Limit	MDL	DF	Prepared	Analyzed	CAS No.	Qual
VPH NC Water	Analytical Method: MADEP VPH								
	Pace Analytical Services - Charlotte								
Total VPH (C5-C12)	ND	ug/L	50.0	50.0	1		03/03/22 20:28		N2
Aliphatic (C05-C08)	ND	ug/L	50.0	50.0	1		03/03/22 20:28		N2
Aliphatic(C09-C12) Adjusted	ND	ug/L	50.0	50.0	1		03/03/22 20:28		N2
Aromatic (C09-C10)	ND	ug/L	50.0	50.0	1		03/03/22 20:28		N2
Surrogates									
4-Bromofluorobenzene (FID) (S)	100	%	70-130		1		03/03/22 20:28	460-00-4	
4-Bromofluorobenzene (PID) (S)	89	%	70-130		1		03/03/22 20:28	460-00-4	
6200B MSV	Analytical Method: SM 6200B								
	Pace Analytical Services - Charlotte								
Benzene	ND	ug/L	0.50	0.34	1		03/03/22 17:23	71-43-2	
Bromobenzene	ND	ug/L	0.50	0.29	1		03/03/22 17:23	108-86-1	
Bromochloromethane	ND	ug/L	0.50	0.47	1		03/03/22 17:23	74-97-5	
Bromodichloromethane	ND	ug/L	0.50	0.31	1		03/03/22 17:23	75-27-4	
Bromoform	ND	ug/L	0.50	0.34	1		03/03/22 17:23	75-25-2	
Bromomethane	ND	ug/L	5.0	1.7	1		03/03/22 17:23	74-83-9	
n-Butylbenzene	ND	ug/L	0.50	0.49	1		03/03/22 17:23	104-51-8	
sec-Butylbenzene	ND	ug/L	0.50	0.40	1		03/03/22 17:23	135-98-8	
tert-Butylbenzene	ND	ug/L	0.50	0.32	1		03/03/22 17:23	98-06-6	
Carbon tetrachloride	ND	ug/L	0.50	0.33	1		03/03/22 17:23	56-23-5	
Chlorobenzene	ND	ug/L	0.50	0.28	1		03/03/22 17:23	108-90-7	
Chloroethane	ND	ug/L	1.0	0.65	1		03/03/22 17:23	75-00-3	
Chloroform	ND	ug/L	0.50	0.35	1		03/03/22 17:23	67-66-3	
Chloromethane	ND	ug/L	1.0	0.54	1		03/03/22 17:23	74-87-3	
2-Chlorotoluene	ND	ug/L	0.50	0.32	1		03/03/22 17:23	95-49-8	
4-Chlorotoluene	ND	ug/L	0.50	0.32	1		03/03/22 17:23	106-43-4	
1,2-Dibromo-3-chloropropane	ND	ug/L	1.0	0.34	1		03/03/22 17:23	96-12-8	
Dibromochloromethane	ND	ug/L	0.50	0.36	1		03/03/22 17:23	124-48-1	
1,2-Dibromoethane (EDB)	ND	ug/L	0.50	0.27	1		03/03/22 17:23	106-93-4	
Dibromomethane	ND	ug/L	0.50	0.39	1		03/03/22 17:23	74-95-3	
1,2-Dichlorobenzene	ND	ug/L	0.50	0.34	1		03/03/22 17:23	95-50-1	
1,3-Dichlorobenzene	ND	ug/L	0.50	0.34	1		03/03/22 17:23	541-73-1	
1,4-Dichlorobenzene	ND	ug/L	0.50	0.33	1		03/03/22 17:23	106-46-7	
Dichlorodifluoromethane	ND	ug/L	0.50	0.35	1		03/03/22 17:23	75-71-8	
1,1-Dichloroethane	ND	ug/L	0.50	0.37	1		03/03/22 17:23	75-34-3	
1,2-Dichloroethane	ND	ug/L	0.50	0.32	1		03/03/22 17:23	107-06-2	
1,1-Dichloroethene	ND	ug/L	0.50	0.35	1		03/03/22 17:23	75-35-4	
cis-1,2-Dichloroethene	ND	ug/L	0.50	0.38	1		03/03/22 17:23	156-59-2	
trans-1,2-Dichloroethene	ND	ug/L	0.50	0.40	1		03/03/22 17:23	156-60-5	
1,2-Dichloropropane	ND	ug/L	0.50	0.36	1		03/03/22 17:23	78-87-5	
1,3-Dichloropropane	ND	ug/L	0.50	0.28	1		03/03/22 17:23	142-28-9	
2,2-Dichloropropane	ND	ug/L	0.50	0.39	1		03/03/22 17:23	594-20-7	
1,1-Dichloropropene	ND	ug/L	0.50	0.43	1		03/03/22 17:23	563-58-6	
cis-1,3-Dichloropropene	ND	ug/L	0.50	0.36	1		03/03/22 17:23	10061-01-5	
trans-1,3-Dichloropropene	ND	ug/L	0.50	0.36	1		03/03/22 17:23	10061-02-6	

This report shall not be reproduced, except in full,
without the written consent of Pace Analytical Services, LLC.

Pace Analytical Services, LLC
9800 Kincey Ave. Suite 100
Huntersville, NC 28078
(704)875-9092

ANALYTICAL RESULTS

Project: CPC Huntersville-60674226
Pace Project No.: 92590778

Sample: FB-1-20220301 **Lab ID: 92590778022** Collected: 03/01/22 14:45 Received: 03/01/22 16:30 Matrix: Water

Parameters	Results	Units	Report Limit	MDL	DF	Prepared	Analyzed	CAS No.	Qual
6200B MSV	Analytical Method: SM 6200B								
	Pace Analytical Services - Charlotte								
Diisopropyl ether	ND	ug/L	0.50	0.31	1		03/03/22 17:23	108-20-3	
Ethylbenzene	ND	ug/L	0.50	0.30	1		03/03/22 17:23	100-41-4	
Hexachloro-1,3-butadiene	ND	ug/L	2.0	1.5	1		03/03/22 17:23	87-68-3	
Isopropylbenzene (Cumene)	ND	ug/L	0.50	0.33	1		03/03/22 17:23	98-82-8	
Methylene Chloride	ND	ug/L	2.0	2.0	1		03/03/22 17:23	75-09-2	
Methyl-tert-butyl ether	ND	ug/L	0.50	0.42	1		03/03/22 17:23	1634-04-4	
Naphthalene	ND	ug/L	2.0	0.64	1		03/03/22 17:23	91-20-3	
n-Propylbenzene	ND	ug/L	0.50	0.34	1		03/03/22 17:23	103-65-1	
Styrene	ND	ug/L	0.50	0.29	1		03/03/22 17:23	100-42-5	
1,1,1,2-Tetrachloroethane	ND	ug/L	0.50	0.31	1		03/03/22 17:23	630-20-6	
1,1,2,2-Tetrachloroethane	ND	ug/L	0.50	0.22	1		03/03/22 17:23	79-34-5	
Tetrachloroethene	ND	ug/L	0.50	0.29	1		03/03/22 17:23	127-18-4	
Toluene	ND	ug/L	0.50	0.48	1		03/03/22 17:23	108-88-3	
1,2,3-Trichlorobenzene	ND	ug/L	2.0	0.81	1		03/03/22 17:23	87-61-6	
1,2,4-Trichlorobenzene	ND	ug/L	2.0	0.64	1		03/03/22 17:23	120-82-1	
1,1,1-Trichloroethane	ND	ug/L	0.50	0.33	1		03/03/22 17:23	71-55-6	
1,1,2-Trichloroethane	ND	ug/L	0.50	0.32	1		03/03/22 17:23	79-00-5	
Trichloroethene	ND	ug/L	0.50	0.38	1		03/03/22 17:23	79-01-6	
Trichlorofluoromethane	ND	ug/L	1.0	0.30	1		03/03/22 17:23	75-69-4	
1,2,3-Trichloropropane	ND	ug/L	0.50	0.26	1		03/03/22 17:23	96-18-4	
1,2,4-Trimethylbenzene	ND	ug/L	0.50	0.50	1		03/03/22 17:23	95-63-6	
1,3,5-Trimethylbenzene	ND	ug/L	0.50	0.33	1		03/03/22 17:23	108-67-8	
Vinyl chloride	ND	ug/L	1.0	0.39	1		03/03/22 17:23	75-01-4	
m&p-Xylene	ND	ug/L	1.0	0.71	1		03/03/22 17:23	179601-23-1	
o-Xylene	ND	ug/L	0.50	0.34	1		03/03/22 17:23	95-47-6	
Surrogates									
1,2-Dichloroethane-d4 (S)	102	%	70-130		1		03/03/22 17:23	17060-07-0	
4-Bromofluorobenzene (S)	100	%	70-130		1		03/03/22 17:23	460-00-4	
Toluene-d8 (S)	99	%	70-130		1		03/03/22 17:23	2037-26-5	

This report shall not be reproduced, except in full,
without the written consent of Pace Analytical Services, LLC.

Pace Analytical Services, LLC
9800 Kincey Ave. Suite 100
Huntersville, NC 28078
(704)875-9092

ANALYTICAL RESULTS

Project: CPC Huntersville-60674226
Pace Project No.: 92590778

Sample: FB-2-20220301 **Lab ID: 92590778023** Collected: 03/01/22 16:00 Received: 03/01/22 16:30 Matrix: Water

Parameters	Results	Units	Report Limit	MDL	DF	Prepared	Analyzed	CAS No.	Qual
VPH NC Water	Analytical Method: MADEP VPH								
	Pace Analytical Services - Charlotte								
Total VPH (C5-C12)	ND	ug/L	50.0	50.0	1		03/03/22 20:57		N2
Aliphatic (C05-C08)	ND	ug/L	50.0	50.0	1		03/03/22 20:57		N2
Aliphatic(C09-C12) Adjusted	ND	ug/L	50.0	50.0	1		03/03/22 20:57		N2
Aromatic (C09-C10)	ND	ug/L	50.0	50.0	1		03/03/22 20:57		N2
Surrogates									
4-Bromofluorobenzene (FID) (S)	101	%	70-130		1		03/03/22 20:57	460-00-4	
4-Bromofluorobenzene (PID) (S)	90	%	70-130		1		03/03/22 20:57	460-00-4	
6200B MSV	Analytical Method: SM 6200B								
	Pace Analytical Services - Charlotte								
Benzene	ND	ug/L	0.50	0.34	1		03/03/22 17:42	71-43-2	
Bromobenzene	ND	ug/L	0.50	0.29	1		03/03/22 17:42	108-86-1	
Bromochloromethane	ND	ug/L	0.50	0.47	1		03/03/22 17:42	74-97-5	
Bromodichloromethane	ND	ug/L	0.50	0.31	1		03/03/22 17:42	75-27-4	
Bromoform	ND	ug/L	0.50	0.34	1		03/03/22 17:42	75-25-2	
Bromomethane	ND	ug/L	5.0	1.7	1		03/03/22 17:42	74-83-9	
n-Butylbenzene	ND	ug/L	0.50	0.49	1		03/03/22 17:42	104-51-8	
sec-Butylbenzene	ND	ug/L	0.50	0.40	1		03/03/22 17:42	135-98-8	
tert-Butylbenzene	ND	ug/L	0.50	0.32	1		03/03/22 17:42	98-06-6	
Carbon tetrachloride	ND	ug/L	0.50	0.33	1		03/03/22 17:42	56-23-5	
Chlorobenzene	ND	ug/L	0.50	0.28	1		03/03/22 17:42	108-90-7	
Chloroethane	ND	ug/L	1.0	0.65	1		03/03/22 17:42	75-00-3	
Chloroform	ND	ug/L	0.50	0.35	1		03/03/22 17:42	67-66-3	
Chloromethane	ND	ug/L	1.0	0.54	1		03/03/22 17:42	74-87-3	
2-Chlorotoluene	ND	ug/L	0.50	0.32	1		03/03/22 17:42	95-49-8	
4-Chlorotoluene	ND	ug/L	0.50	0.32	1		03/03/22 17:42	106-43-4	
1,2-Dibromo-3-chloropropane	ND	ug/L	1.0	0.34	1		03/03/22 17:42	96-12-8	
Dibromochloromethane	ND	ug/L	0.50	0.36	1		03/03/22 17:42	124-48-1	
1,2-Dibromoethane (EDB)	ND	ug/L	0.50	0.27	1		03/03/22 17:42	106-93-4	
Dibromomethane	ND	ug/L	0.50	0.39	1		03/03/22 17:42	74-95-3	
1,2-Dichlorobenzene	ND	ug/L	0.50	0.34	1		03/03/22 17:42	95-50-1	
1,3-Dichlorobenzene	ND	ug/L	0.50	0.34	1		03/03/22 17:42	541-73-1	
1,4-Dichlorobenzene	ND	ug/L	0.50	0.33	1		03/03/22 17:42	106-46-7	
Dichlorodifluoromethane	ND	ug/L	0.50	0.35	1		03/03/22 17:42	75-71-8	
1,1-Dichloroethane	ND	ug/L	0.50	0.37	1		03/03/22 17:42	75-34-3	
1,2-Dichloroethane	ND	ug/L	0.50	0.32	1		03/03/22 17:42	107-06-2	
1,1-Dichloroethene	ND	ug/L	0.50	0.35	1		03/03/22 17:42	75-35-4	
cis-1,2-Dichloroethene	ND	ug/L	0.50	0.38	1		03/03/22 17:42	156-59-2	
trans-1,2-Dichloroethene	ND	ug/L	0.50	0.40	1		03/03/22 17:42	156-60-5	
1,2-Dichloropropane	ND	ug/L	0.50	0.36	1		03/03/22 17:42	78-87-5	
1,3-Dichloropropane	ND	ug/L	0.50	0.28	1		03/03/22 17:42	142-28-9	
2,2-Dichloropropane	ND	ug/L	0.50	0.39	1		03/03/22 17:42	594-20-7	
1,1-Dichloropropene	ND	ug/L	0.50	0.43	1		03/03/22 17:42	563-58-6	
cis-1,3-Dichloropropene	ND	ug/L	0.50	0.36	1		03/03/22 17:42	10061-01-5	
trans-1,3-Dichloropropene	ND	ug/L	0.50	0.36	1		03/03/22 17:42	10061-02-6	

This report shall not be reproduced, except in full,
without the written consent of Pace Analytical Services, LLC.

Pace Analytical Services, LLC
9800 Kincey Ave. Suite 100
Huntersville, NC 28078
(704)875-9092

ANALYTICAL RESULTS

Project: CPC Huntersville-60674226
Pace Project No.: 92590778

Sample: FB-2-20220301 **Lab ID: 92590778023** Collected: 03/01/22 16:00 Received: 03/01/22 16:30 Matrix: Water

Parameters	Results	Units	Report Limit	MDL	DF	Prepared	Analyzed	CAS No.	Qual
6200B MSV	Analytical Method: SM 6200B								
	Pace Analytical Services - Charlotte								
Diisopropyl ether	ND	ug/L	0.50	0.31	1		03/03/22 17:42	108-20-3	
Ethylbenzene	ND	ug/L	0.50	0.30	1		03/03/22 17:42	100-41-4	
Hexachloro-1,3-butadiene	ND	ug/L	2.0	1.5	1		03/03/22 17:42	87-68-3	
Isopropylbenzene (Cumene)	ND	ug/L	0.50	0.33	1		03/03/22 17:42	98-82-8	
Methylene Chloride	ND	ug/L	2.0	2.0	1		03/03/22 17:42	75-09-2	
Methyl-tert-butyl ether	ND	ug/L	0.50	0.42	1		03/03/22 17:42	1634-04-4	
Naphthalene	ND	ug/L	2.0	0.64	1		03/03/22 17:42	91-20-3	
n-Propylbenzene	ND	ug/L	0.50	0.34	1		03/03/22 17:42	103-65-1	
Styrene	ND	ug/L	0.50	0.29	1		03/03/22 17:42	100-42-5	
1,1,1,2-Tetrachloroethane	ND	ug/L	0.50	0.31	1		03/03/22 17:42	630-20-6	
1,1,2,2-Tetrachloroethane	ND	ug/L	0.50	0.22	1		03/03/22 17:42	79-34-5	
Tetrachloroethene	ND	ug/L	0.50	0.29	1		03/03/22 17:42	127-18-4	
Toluene	ND	ug/L	0.50	0.48	1		03/03/22 17:42	108-88-3	
1,2,3-Trichlorobenzene	ND	ug/L	2.0	0.81	1		03/03/22 17:42	87-61-6	
1,2,4-Trichlorobenzene	ND	ug/L	2.0	0.64	1		03/03/22 17:42	120-82-1	
1,1,1-Trichloroethane	ND	ug/L	0.50	0.33	1		03/03/22 17:42	71-55-6	
1,1,2-Trichloroethane	ND	ug/L	0.50	0.32	1		03/03/22 17:42	79-00-5	
Trichloroethene	ND	ug/L	0.50	0.38	1		03/03/22 17:42	79-01-6	
Trichlorofluoromethane	ND	ug/L	1.0	0.30	1		03/03/22 17:42	75-69-4	
1,2,3-Trichloropropane	ND	ug/L	0.50	0.26	1		03/03/22 17:42	96-18-4	
1,2,4-Trimethylbenzene	ND	ug/L	0.50	0.50	1		03/03/22 17:42	95-63-6	
1,3,5-Trimethylbenzene	ND	ug/L	0.50	0.33	1		03/03/22 17:42	108-67-8	
Vinyl chloride	ND	ug/L	1.0	0.39	1		03/03/22 17:42	75-01-4	
m&p-Xylene	ND	ug/L	1.0	0.71	1		03/03/22 17:42	179601-23-1	
o-Xylene	ND	ug/L	0.50	0.34	1		03/03/22 17:42	95-47-6	
Surrogates									
1,2-Dichloroethane-d4 (S)	103	%	70-130		1		03/03/22 17:42	17060-07-0	
4-Bromofluorobenzene (S)	99	%	70-130		1		03/03/22 17:42	460-00-4	
Toluene-d8 (S)	99	%	70-130		1		03/03/22 17:42	2037-26-5	

This report shall not be reproduced, except in full,
without the written consent of Pace Analytical Services, LLC.

Pace Analytical Services, LLC
9800 Kincey Ave. Suite 100
Huntersville, NC 28078
(704)875-9092

ANALYTICAL RESULTS

Project: CPC Huntersville-60674226
Pace Project No.: 92590778

Sample: TRIP BLANK **Lab ID: 92590778024** Collected: 03/01/22 00:00 Received: 03/01/22 16:30 Matrix: Water

Parameters	Results	Units	Report Limit	MDL	DF	Prepared	Analyzed	CAS No.	Qual
6200B MSV	Analytical Method: SM 6200B Pace Analytical Services - Charlotte								
Benzene	ND	ug/L	0.50	0.34	1		03/03/22 18:00	71-43-2	
Bromobenzene	ND	ug/L	0.50	0.29	1		03/03/22 18:00	108-86-1	
Bromochloromethane	ND	ug/L	0.50	0.47	1		03/03/22 18:00	74-97-5	
Bromodichloromethane	ND	ug/L	0.50	0.31	1		03/03/22 18:00	75-27-4	
Bromoform	ND	ug/L	0.50	0.34	1		03/03/22 18:00	75-25-2	
Bromomethane	ND	ug/L	5.0	1.7	1		03/03/22 18:00	74-83-9	
n-Butylbenzene	ND	ug/L	0.50	0.49	1		03/03/22 18:00	104-51-8	
sec-Butylbenzene	ND	ug/L	0.50	0.40	1		03/03/22 18:00	135-98-8	
tert-Butylbenzene	ND	ug/L	0.50	0.32	1		03/03/22 18:00	98-06-6	
Carbon tetrachloride	ND	ug/L	0.50	0.33	1		03/03/22 18:00	56-23-5	
Chlorobenzene	ND	ug/L	0.50	0.28	1		03/03/22 18:00	108-90-7	
Chloroethane	ND	ug/L	1.0	0.65	1		03/03/22 18:00	75-00-3	
Chloroform	ND	ug/L	0.50	0.35	1		03/03/22 18:00	67-66-3	
Chloromethane	ND	ug/L	1.0	0.54	1		03/03/22 18:00	74-87-3	
2-Chlorotoluene	ND	ug/L	0.50	0.32	1		03/03/22 18:00	95-49-8	
4-Chlorotoluene	ND	ug/L	0.50	0.32	1		03/03/22 18:00	106-43-4	
1,2-Dibromo-3-chloropropane	ND	ug/L	1.0	0.34	1		03/03/22 18:00	96-12-8	
Dibromochloromethane	ND	ug/L	0.50	0.36	1		03/03/22 18:00	124-48-1	
1,2-Dibromoethane (EDB)	ND	ug/L	0.50	0.27	1		03/03/22 18:00	106-93-4	
Dibromomethane	ND	ug/L	0.50	0.39	1		03/03/22 18:00	74-95-3	
1,2-Dichlorobenzene	ND	ug/L	0.50	0.34	1		03/03/22 18:00	95-50-1	
1,3-Dichlorobenzene	ND	ug/L	0.50	0.34	1		03/03/22 18:00	541-73-1	
1,4-Dichlorobenzene	ND	ug/L	0.50	0.33	1		03/03/22 18:00	106-46-7	
Dichlorodifluoromethane	ND	ug/L	0.50	0.35	1		03/03/22 18:00	75-71-8	
1,1-Dichloroethane	ND	ug/L	0.50	0.37	1		03/03/22 18:00	75-34-3	
1,2-Dichloroethane	ND	ug/L	0.50	0.32	1		03/03/22 18:00	107-06-2	
1,1-Dichloroethene	ND	ug/L	0.50	0.35	1		03/03/22 18:00	75-35-4	
cis-1,2-Dichloroethene	ND	ug/L	0.50	0.38	1		03/03/22 18:00	156-59-2	
trans-1,2-Dichloroethene	ND	ug/L	0.50	0.40	1		03/03/22 18:00	156-60-5	
1,2-Dichloropropane	ND	ug/L	0.50	0.36	1		03/03/22 18:00	78-87-5	
1,3-Dichloropropane	ND	ug/L	0.50	0.28	1		03/03/22 18:00	142-28-9	
2,2-Dichloropropane	ND	ug/L	0.50	0.39	1		03/03/22 18:00	594-20-7	
1,1-Dichloropropene	ND	ug/L	0.50	0.43	1		03/03/22 18:00	563-58-6	
cis-1,3-Dichloropropene	ND	ug/L	0.50	0.36	1		03/03/22 18:00	10061-01-5	
trans-1,3-Dichloropropene	ND	ug/L	0.50	0.36	1		03/03/22 18:00	10061-02-6	
Diisopropyl ether	ND	ug/L	0.50	0.31	1		03/03/22 18:00	108-20-3	
Ethylbenzene	ND	ug/L	0.50	0.30	1		03/03/22 18:00	100-41-4	
Hexachloro-1,3-butadiene	ND	ug/L	2.0	1.5	1		03/03/22 18:00	87-68-3	
Isopropylbenzene (Cumene)	ND	ug/L	0.50	0.33	1		03/03/22 18:00	98-82-8	
Methylene Chloride	ND	ug/L	2.0	2.0	1		03/03/22 18:00	75-09-2	
Methyl-tert-butyl ether	ND	ug/L	0.50	0.42	1		03/03/22 18:00	1634-04-4	
Naphthalene	ND	ug/L	2.0	0.64	1		03/03/22 18:00	91-20-3	
n-Propylbenzene	ND	ug/L	0.50	0.34	1		03/03/22 18:00	103-65-1	
Styrene	ND	ug/L	0.50	0.29	1		03/03/22 18:00	100-42-5	
1,1,1,2-Tetrachloroethane	ND	ug/L	0.50	0.31	1		03/03/22 18:00	630-20-6	

This report shall not be reproduced, except in full,
without the written consent of Pace Analytical Services, LLC.

Pace Analytical Services, LLC
9800 Kincey Ave. Suite 100
Huntersville, NC 28078
(704)875-9092

ANALYTICAL RESULTS

Project: CPC Huntersville-60674226
Pace Project No.: 92590778

Sample: TRIP BLANK **Lab ID: 92590778024** Collected: 03/01/22 00:00 Received: 03/01/22 16:30 Matrix: Water

Parameters	Results	Units	Report Limit	MDL	DF	Prepared	Analyzed	CAS No.	Qual
6200B MSV	Analytical Method: SM 6200B								
	Pace Analytical Services - Charlotte								
1,1,2,2-Tetrachloroethane	ND	ug/L	0.50	0.22	1		03/03/22 18:00	79-34-5	
Tetrachloroethene	ND	ug/L	0.50	0.29	1		03/03/22 18:00	127-18-4	
Toluene	ND	ug/L	0.50	0.48	1		03/03/22 18:00	108-88-3	
1,2,3-Trichlorobenzene	ND	ug/L	2.0	0.81	1		03/03/22 18:00	87-61-6	
1,2,4-Trichlorobenzene	ND	ug/L	2.0	0.64	1		03/03/22 18:00	120-82-1	
1,1,1-Trichloroethane	ND	ug/L	0.50	0.33	1		03/03/22 18:00	71-55-6	
1,1,2-Trichloroethane	ND	ug/L	0.50	0.32	1		03/03/22 18:00	79-00-5	
Trichloroethene	ND	ug/L	0.50	0.38	1		03/03/22 18:00	79-01-6	
Trichlorofluoromethane	ND	ug/L	1.0	0.30	1		03/03/22 18:00	75-69-4	
1,2,3-Trichloropropane	ND	ug/L	0.50	0.26	1		03/03/22 18:00	96-18-4	
1,2,4-Trimethylbenzene	ND	ug/L	0.50	0.50	1		03/03/22 18:00	95-63-6	
1,3,5-Trimethylbenzene	ND	ug/L	0.50	0.33	1		03/03/22 18:00	108-67-8	
Vinyl chloride	ND	ug/L	1.0	0.39	1		03/03/22 18:00	75-01-4	
m&p-Xylene	ND	ug/L	1.0	0.71	1		03/03/22 18:00	179601-23-1	
o-Xylene	ND	ug/L	0.50	0.34	1		03/03/22 18:00	95-47-6	
Surrogates									
1,2-Dichloroethane-d4 (S)	104	%	70-130		1		03/03/22 18:00	17060-07-0	
4-Bromofluorobenzene (S)	101	%	70-130		1		03/03/22 18:00	460-00-4	
Toluene-d8 (S)	100	%	70-130		1		03/03/22 18:00	2037-26-5	

This report shall not be reproduced, except in full,
without the written consent of Pace Analytical Services, LLC.

Pace Analytical Services, LLC
9800 Kincey Ave. Suite 100
Huntersville, NC 28078
(704)875-9092

ANALYTICAL RESULTS

Project: CPC Huntersville-60674226
Pace Project No.: 92590778

Sample: MW-81D **Lab ID: 92590778025** Collected: 03/01/22 14:10 Received: 03/01/22 16:30 Matrix: Water

Parameters	Results	Units	Report Limit	MDL	DF	Prepared	Analyzed	CAS No.	Qual
VPH NC Water	Analytical Method: MADEP VPH								
	Pace Analytical Services - Charlotte								
Total VPH (C5-C12)	ND	ug/L	50.0	50.0	1		03/03/22 21:25		N2
Aliphatic (C05-C08)	ND	ug/L	50.0	50.0	1		03/03/22 21:25		N2
Aliphatic(C09-C12) Adjusted	ND	ug/L	50.0	50.0	1		03/03/22 21:25		N2
Aromatic (C09-C10)	ND	ug/L	50.0	50.0	1		03/03/22 21:25		N2
Surrogates									
4-Bromofluorobenzene (FID) (S)	98	%	70-130		1		03/03/22 21:25	460-00-4	
4-Bromofluorobenzene (PID) (S)	88	%	70-130		1		03/03/22 21:25	460-00-4	
6020 MET ICPMS	Analytical Method: EPA 6020B Preparation Method: EPA 3010A								
	Pace Analytical Services - Asheville								
Lead	**0.27J**	ug/L	5.0	0.077	1	03/02/22 11:49	03/02/22 22:07	7439-92-1	
6200B MSV	Analytical Method: SM 6200B								
	Pace Analytical Services - Charlotte								
Benzene	ND	ug/L	0.50	0.34	1		03/03/22 21:03	71-43-2	
Bromobenzene	ND	ug/L	0.50	0.29	1		03/03/22 21:03	108-86-1	
Bromochloromethane	ND	ug/L	0.50	0.47	1		03/03/22 21:03	74-97-5	
Bromodichloromethane	ND	ug/L	0.50	0.31	1		03/03/22 21:03	75-27-4	
Bromoform	ND	ug/L	0.50	0.34	1		03/03/22 21:03	75-25-2	
Bromomethane	ND	ug/L	5.0	1.7	1		03/03/22 21:03	74-83-9	
n-Butylbenzene	ND	ug/L	0.50	0.49	1		03/03/22 21:03	104-51-8	
sec-Butylbenzene	ND	ug/L	0.50	0.40	1		03/03/22 21:03	135-98-8	
tert-Butylbenzene	ND	ug/L	0.50	0.32	1		03/03/22 21:03	98-06-6	
Carbon tetrachloride	ND	ug/L	0.50	0.33	1		03/03/22 21:03	56-23-5	
Chlorobenzene	ND	ug/L	0.50	0.28	1		03/03/22 21:03	108-90-7	
Chloroethane	ND	ug/L	1.0	0.65	1		03/03/22 21:03	75-00-3	
Chloroform	ND	ug/L	0.50	0.35	1		03/03/22 21:03	67-66-3	
Chloromethane	ND	ug/L	1.0	0.54	1		03/03/22 21:03	74-87-3	
2-Chlorotoluene	ND	ug/L	0.50	0.32	1		03/03/22 21:03	95-49-8	
4-Chlorotoluene	ND	ug/L	0.50	0.32	1		03/03/22 21:03	106-43-4	
1,2-Dibromo-3-chloropropane	ND	ug/L	1.0	0.34	1		03/03/22 21:03	96-12-8	
Dibromochloromethane	ND	ug/L	0.50	0.36	1		03/03/22 21:03	124-48-1	
1,2-Dibromoethane (EDB)	ND	ug/L	0.50	0.27	1		03/03/22 21:03	106-93-4	
Dibromomethane	ND	ug/L	0.50	0.39	1		03/03/22 21:03	74-95-3	
1,2-Dichlorobenzene	ND	ug/L	0.50	0.34	1		03/03/22 21:03	95-50-1	
1,3-Dichlorobenzene	ND	ug/L	0.50	0.34	1		03/03/22 21:03	541-73-1	
1,4-Dichlorobenzene	ND	ug/L	0.50	0.33	1		03/03/22 21:03	106-46-7	
Dichlorodifluoromethane	ND	ug/L	0.50	0.35	1		03/03/22 21:03	75-71-8	
1,1-Dichloroethane	ND	ug/L	0.50	0.37	1		03/03/22 21:03	75-34-3	
1,2-Dichloroethane	ND	ug/L	0.50	0.32	1		03/03/22 21:03	107-06-2	
1,1-Dichloroethene	ND	ug/L	0.50	0.35	1		03/03/22 21:03	75-35-4	
cis-1,2-Dichloroethene	ND	ug/L	0.50	0.38	1		03/03/22 21:03	156-59-2	
trans-1,2-Dichloroethene	ND	ug/L	0.50	0.40	1		03/03/22 21:03	156-60-5	
1,2-Dichloropropane	ND	ug/L	0.50	0.36	1		03/03/22 21:03	78-87-5	
1,3-Dichloropropane	ND	ug/L	0.50	0.28	1		03/03/22 21:03	142-28-9	

This report shall not be reproduced, except in full,
without the written consent of Pace Analytical Services, LLC.

Pace Analytical Services, LLC
9800 Kincey Ave. Suite 100
Huntersville, NC 28078
(704)875-9092

ANALYTICAL RESULTS

Project: CPC Huntersville-60674226
Pace Project No.: 92590778

Sample: MW-81D **Lab ID: 92590778025** Collected: 03/01/22 14:10 Received: 03/01/22 16:30 Matrix: Water

Parameters	Results	Units	Report Limit	MDL	DF	Prepared	Analyzed	CAS No.	Qual
6200B MSV	Analytical Method: SM 6200B								
	Pace Analytical Services - Charlotte								
2,2-Dichloropropane	ND	ug/L	0.50	0.39	1		03/03/22 21:03	594-20-7	
1,1-Dichloropropene	ND	ug/L	0.50	0.43	1		03/03/22 21:03	563-58-6	
cis-1,3-Dichloropropene	ND	ug/L	0.50	0.36	1		03/03/22 21:03	10061-01-5	
trans-1,3-Dichloropropene	ND	ug/L	0.50	0.36	1		03/03/22 21:03	10061-02-6	
Diisopropyl ether	ND	ug/L	0.50	0.31	1		03/03/22 21:03	108-20-3	
Ethylbenzene	ND	ug/L	0.50	0.30	1		03/03/22 21:03	100-41-4	
Hexachloro-1,3-butadiene	ND	ug/L	2.0	1.5	1		03/03/22 21:03	87-68-3	
Isopropylbenzene (Cumene)	ND	ug/L	0.50	0.33	1		03/03/22 21:03	98-82-8	
Methylene Chloride	ND	ug/L	2.0	2.0	1		03/03/22 21:03	75-09-2	
Methyl-tert-butyl ether	ND	ug/L	0.50	0.42	1		03/03/22 21:03	1634-04-4	
Naphthalene	ND	ug/L	2.0	0.64	1		03/03/22 21:03	91-20-3	
n-Propylbenzene	ND	ug/L	0.50	0.34	1		03/03/22 21:03	103-65-1	
Styrene	ND	ug/L	0.50	0.29	1		03/03/22 21:03	100-42-5	
1,1,1,2-Tetrachloroethane	ND	ug/L	0.50	0.31	1		03/03/22 21:03	630-20-6	
1,1,2,2-Tetrachloroethane	ND	ug/L	0.50	0.22	1		03/03/22 21:03	79-34-5	
Tetrachloroethene	ND	ug/L	0.50	0.29	1		03/03/22 21:03	127-18-4	
Toluene	ND	ug/L	0.50	0.48	1		03/03/22 21:03	108-88-3	
1,2,3-Trichlorobenzene	ND	ug/L	2.0	0.81	1		03/03/22 21:03	87-61-6	
1,2,4-Trichlorobenzene	ND	ug/L	2.0	0.64	1		03/03/22 21:03	120-82-1	
1,1,1-Trichloroethane	ND	ug/L	0.50	0.33	1		03/03/22 21:03	71-55-6	
1,1,2-Trichloroethane	ND	ug/L	0.50	0.32	1		03/03/22 21:03	79-00-5	
Trichloroethene	ND	ug/L	0.50	0.38	1		03/03/22 21:03	79-01-6	
Trichlorofluoromethane	ND	ug/L	1.0	0.30	1		03/03/22 21:03	75-69-4	
1,2,3-Trichloropropane	ND	ug/L	0.50	0.26	1		03/03/22 21:03	96-18-4	
1,2,4-Trimethylbenzene	ND	ug/L	0.50	0.50	1		03/03/22 21:03	95-63-6	
1,3,5-Trimethylbenzene	ND	ug/L	0.50	0.33	1		03/03/22 21:03	108-67-8	
Vinyl chloride	ND	ug/L	1.0	0.39	1		03/03/22 21:03	75-01-4	
m&p-Xylene	ND	ug/L	1.0	0.71	1		03/03/22 21:03	179601-23-1	
o-Xylene	ND	ug/L	0.50	0.34	1		03/03/22 21:03	95-47-6	
Surrogates									
1,2-Dichloroethane-d4 (S)	104	%	70-130		1		03/03/22 21:03	17060-07-0	
4-Bromofluorobenzene (S)	102	%	70-130		1		03/03/22 21:03	460-00-4	
Toluene-d8 (S)	100	%	70-130		1		03/03/22 21:03	2037-26-5	

This report shall not be reproduced, except in full,
without the written consent of Pace Analytical Services, LLC.

Pace Analytical Services, LLC
9800 Kincey Ave. Suite 100
Huntersville, NC 28078
(704)875-9092

QUALITY CONTROL DATA

Project: CPC Huntersville-60674226
Pace Project No.: 92590778

QC Batch: 682043 | Analysis Method: MADEP VPH
QC Batch Method: MADEP VPH | Analysis Description: VPH NC Water
Laboratory: Pace Analytical Services - Charlotte

Associated Lab Samples: 92590778001, 92590778002, 92590778003, 92590778004, 92590778005, 92590778006, 92590778007, 92590778008, 92590778009, 92590778010, 92590778011, 92590778013

METHOD BLANK: 3567807 | Matrix: Water

Associated Lab Samples: 92590778001, 92590778002, 92590778003, 92590778004, 92590778005, 92590778006, 92590778007, 92590778008, 92590778009, 92590778010, 92590778011, 92590778013

Parameter	Units	Blank Result	Reporting Limit	MDL	Analyzed	Qualifiers
Aliphatic (C05-C08)	ug/L	ND	50.0	50.0	03/03/22 09:16	N2
Aromatic (C09-C10)	ug/L	ND	50.0	50.0	03/03/22 09:16	N2
4-Bromofluorobenzene (FID) (S)	%	101	70-130		03/03/22 09:16	
4-Bromofluorobenzene (PID) (S)	%	91	70-130		03/03/22 09:16	

LABORATORY CONTROL SAMPLE & LCSD: 3567808 3567809

Parameter	Units	Spike Conc.	LCS Result	LCSD Result	LCS % Rec	LCSD % Rec	% Rec Limits	RPD	Max RPD	Qualifiers
Aliphatic (C05-C08)	ug/L	300	309	284	103	95	70-130	9	25	N2
Aromatic (C09-C10)	ug/L	100	99.6	96.6	100	97	70-130	3	25	N2
4-Bromofluorobenzene (FID) (S)	%				102	98	70-130			
4-Bromofluorobenzene (PID) (S)	%				92	89	70-130			

Results presented on this page are in the units indicated by the "Units" column except where an alternate unit is presented to the right of the result.

This report shall not be reproduced, except in full,
without the written consent of Pace Analytical Services, LLC.

Pace Analytical Services, LLC
9800 Kincey Ave. Suite 100
Huntersville, NC 28078
(704)875-9092

QUALITY CONTROL DATA

Project: CPC Huntersville-60674226
Pace Project No.: 92590778

QC Batch: 682333 | Analysis Method: MADEP VPH
QC Batch Method: MADEP VPH | Analysis Description: VPH NC Water
Laboratory: Pace Analytical Services - Charlotte

Associated Lab Samples: 92590778012, 92590778014, 92590778015, 92590778016, 92590778017, 92590778018, 92590778019, 92590778020, 92590778021, 92590778022, 92590778023, 92590778025

METHOD BLANK: 3569175 | Matrix: Water

Associated Lab Samples: 92590778012, 92590778014, 92590778015, 92590778016, 92590778017, 92590778018, 92590778019, 92590778020, 92590778021, 92590778022, 92590778023, 92590778025

Parameter	Units	Blank Result	Reporting Limit	MDL	Analyzed	Qualifiers
Aliphatic (C05-C08)	ug/L	ND	50.0	50.0	03/03/22 15:38	N2
Aromatic (C09-C10)	ug/L	ND	50.0	50.0	03/03/22 15:38	N2
4-Bromofluorobenzene (FID) (S)	%	98	70-130		03/03/22 15:38	
4-Bromofluorobenzene (PID) (S)	%	88	70-130		03/03/22 15:38	

LABORATORY CONTROL SAMPLE & LCSD: 3569176 3569177

Parameter	Units	Spike Conc.	LCS Result	LCSD Result	LCS % Rec	LCSD % Rec	% Rec Limits	RPD	Max RPD	Qualifiers
Aliphatic (C05-C08)	ug/L	300	251	272	84	91	70-130	8	25	N2
Aromatic (C09-C10)	ug/L	100	97.7	96.8	98	97	70-130	1	25	N2
4-Bromofluorobenzene (FID) (S)	%				102	103	70-130			
4-Bromofluorobenzene (PID) (S)	%				92	92	70-130			

Results presented on this page are in the units indicated by the "Units" column except where an alternate unit is presented to the right of the result.

This report shall not be reproduced, except in full,
without the written consent of Pace Analytical Services, LLC.

Pace Analytical Services, LLC
9800 Kincey Ave. Suite 100
Huntersville, NC 28078
(704)875-9092

QUALITY CONTROL DATA

Project: CPC Huntersville-60674226
Pace Project No.: 92590778

QC Batch: 681875
QC Batch Method: EPA 3010A
Analysis Method: EPA 6020B
Analysis Description: 6020 MET
Laboratory: Pace Analytical Services - Asheville
Associated Lab Samples: 92590778001, 92590778002, 92590778003, 92590778004, 92590778005, 92590778006, 92590778007, 92590778008, 92590778009, 92590778010, 92590778011, 92590778012, 92590778013, 92590778014, 92590778015, 92590778016, 92590778017, 92590778018, 92590778019

METHOD BLANK: 3566600
Matrix: Water
Associated Lab Samples: 92590778001, 92590778002, 92590778003, 92590778004, 92590778005, 92590778006, 92590778007, 92590778008, 92590778009, 92590778010, 92590778011, 92590778012, 92590778013, 92590778014, 92590778015, 92590778016, 92590778017, 92590778018, 92590778019

Parameter	Units	Blank Result	Reporting Limit	MDL	Analyzed	Qualifiers
Lead	ug/L	ND	5.0	0.077	03/02/22 19:11	

LABORATORY CONTROL SAMPLE: 3566601

Parameter	Units	Spike Conc.	LCS Result	LCS % Rec	% Rec Limits	Qualifiers
Lead	ug/L	50	50.0	100	80-120	

MATRIX SPIKE & MATRIX SPIKE DUPLICATE: 3566602 3566603

Parameter	Units	92590778001 Result	MS Spike Conc.	MSD Spike Conc.	MS Result	MSD Result	MS % Rec	MSD % Rec	% Rec Limits	RPD	Max RPD	Qual
Lead	ug/L	2.6J	50	50	54.4	53.1	104	101	75-125	2	20	

Results presented on this page are in the units indicated by the "Units" column except where an alternate unit is presented to the right of the result.

REPORT OF LABORATORY ANALYSIS

This report shall not be reproduced, except in full,
without the written consent of Pace Analytical Services, LLC.

Pace Analytical Services, LLC
9800 Kincey Ave. Suite 100
Huntersville, NC 28078
(704)875-9092

QUALITY CONTROL DATA

Project: CPC Huntersville-60674226
Pace Project No.: 92590778

QC Batch: 681876
QC Batch Method: EPA 3010A
Analysis Method: EPA 6020B
Analysis Description: 6020 MET
Laboratory: Pace Analytical Services - Asheville
Associated Lab Samples: 92590778020, 92590778021, 92590778025

METHOD BLANK: 3566605
Matrix: Water
Associated Lab Samples: 92590778020, 92590778021, 92590778025

Parameter	Units	Blank Result	Reporting Limit	MDL	Analyzed	Qualifiers
Lead	ug/L	ND	5.0	0.077	03/02/22 21:11	

LABORATORY CONTROL SAMPLE: 3566606

Parameter	Units	Spike Conc.	LCS Result	LCS % Rec	% Rec Limits	Qualifiers
Lead	ug/L	50	43.9	88	80-120	

MATRIX SPIKE & MATRIX SPIKE DUPLICATE: 3566607 3566608

Parameter	Units	92590778020 Result	MS Spike Conc.	MSD Spike Conc.	MS Result	MSD Result	MS % Rec	MSD % Rec	% Rec Limits	RPD	Max RPD	Qual
Lead	ug/L	ND	50	50	47.2	47.6	94	95	75-125	1	20	

Results presented on this page are in the units indicated by the "Units" column except where an alternate unit is presented to the right of the result.

REPORT OF LABORATORY ANALYSIS

This report shall not be reproduced, except in full,
without the written consent of Pace Analytical Services, LLC.

Pace Analytical Services, LLC
9800 Kincey Ave. Suite 100
Huntersville, NC 28078
(704)875-9092

QUALITY CONTROL DATA

Project: CPC Huntersville-60674226
Pace Project No.: 92590778

QC Batch: 681849
QC Batch Method: SM 6200B
Analysis Method: SM 6200B
Analysis Description: 6200B MSV
Laboratory: Pace Analytical Services - Charlotte

Associated Lab Samples: 92590778001, 92590778002, 92590778003, 92590778004, 92590778005, 92590778006, 92590778007, 92590778008, 92590778009, 92590778010, 92590778011, 92590778012, 92590778013, 92590778014, 92590778015, 92590778016, 92590778017

METHOD BLANK: 3566529
Matrix: Water

Associated Lab Samples: 92590778001, 92590778002, 92590778003, 92590778004, 92590778005, 92590778006, 92590778007, 92590778008, 92590778009, 92590778010, 92590778011, 92590778012, 92590778013, 92590778014, 92590778015, 92590778016, 92590778017

Parameter	Units	Blank Result	Reporting Limit	MDL	Analyzed	Qualifiers
1,1,1,2-Tetrachloroethane	ug/L	ND	0.50	0.31	03/02/22 15:00	
1,1,1-Trichloroethane	ug/L	ND	0.50	0.33	03/02/22 15:00	
1,1,2,2-Tetrachloroethane	ug/L	ND	0.50	0.22	03/02/22 15:00	
1,1,2-Trichloroethane	ug/L	ND	0.50	0.32	03/02/22 15:00	
1,1-Dichloroethane	ug/L	ND	0.50	0.37	03/02/22 15:00	
1,1-Dichloroethene	ug/L	ND	0.50	0.35	03/02/22 15:00	
1,1-Dichloropropene	ug/L	ND	0.50	0.43	03/02/22 15:00	
1,2,3-Trichlorobenzene	ug/L	ND	2.0	0.81	03/02/22 15:00	
1,2,3-Trichloropropane	ug/L	ND	0.50	0.26	03/02/22 15:00	
1,2,4-Trichlorobenzene	ug/L	ND	2.0	0.64	03/02/22 15:00	
1,2,4-Trimethylbenzene	ug/L	ND	0.50	0.50	03/02/22 15:00	
1,2-Dibromo-3-chloropropane	ug/L	ND	1.0	0.34	03/02/22 15:00	
1,2-Dibromoethane (EDB)	ug/L	ND	0.50	0.27	03/02/22 15:00	
1,2-Dichlorobenzene	ug/L	ND	0.50	0.34	03/02/22 15:00	
1,2-Dichloroethane	ug/L	ND	0.50	0.32	03/02/22 15:00	
1,2-Dichloropropane	ug/L	ND	0.50	0.36	03/02/22 15:00	
1,3,5-Trimethylbenzene	ug/L	ND	0.50	0.33	03/02/22 15:00	
1,3-Dichlorobenzene	ug/L	ND	0.50	0.34	03/02/22 15:00	
1,3-Dichloropropane	ug/L	ND	0.50	0.28	03/02/22 15:00	
1,4-Dichlorobenzene	ug/L	ND	0.50	0.33	03/02/22 15:00	
2,2-Dichloropropane	ug/L	ND	0.50	0.39	03/02/22 15:00	
2-Chlorotoluene	ug/L	ND	0.50	0.32	03/02/22 15:00	
4-Chlorotoluene	ug/L	ND	0.50	0.32	03/02/22 15:00	
Benzene	ug/L	ND	0.50	0.34	03/02/22 15:00	
Bromobenzene	ug/L	ND	0.50	0.29	03/02/22 15:00	
Bromochloromethane	ug/L	ND	0.50	0.47	03/02/22 15:00	
Bromodichloromethane	ug/L	ND	0.50	0.31	03/02/22 15:00	
Bromoform	ug/L	ND	0.50	0.34	03/02/22 15:00	
Bromomethane	ug/L	ND	5.0	1.7	03/02/22 15:00	
Carbon tetrachloride	ug/L	ND	0.50	0.33	03/02/22 15:00	
Chlorobenzene	ug/L	ND	0.50	0.28	03/02/22 15:00	
Chloroethane	ug/L	ND	1.0	0.65	03/02/22 15:00	
Chloroform	ug/L	ND	0.50	0.35	03/02/22 15:00	
Chloromethane	ug/L	ND	1.0	0.54	03/02/22 15:00	
cis-1,2-Dichloroethene	ug/L	ND	0.50	0.38	03/02/22 15:00	
cis-1,3-Dichloropropene	ug/L	ND	0.50	0.36	03/02/22 15:00	
Dibromochloromethane	ug/L	ND	0.50	0.36	03/02/22 15:00	

Results presented on this page are in the units indicated by the "Units" column except where an alternate unit is presented to the right of the result.

This report shall not be reproduced, except in full,
without the written consent of Pace Analytical Services, LLC.

Pace Analytical Services, LLC
9800 Kincey Ave. Suite 100
Huntersville, NC 28078
(704)875-9092

QUALITY CONTROL DATA

Project: CPC Huntersville-60674226
Pace Project No.: 92590778

METHOD BLANK: 3566529 Matrix: Water

Associated Lab Samples: 92590778001, 92590778002, 92590778003, 92590778004, 92590778005, 92590778006, 92590778007, 92590778008, 92590778009, 92590778010, 92590778011, 92590778012, 92590778013, 92590778014, 92590778015, 92590778016, 92590778017

Parameter	Units	Blank Result	Reporting Limit	MDL	Analyzed	Qualifiers
Dibromomethane	ug/L	ND	0.50	0.39	03/02/22 15:00	
Dichlorodifluoromethane	ug/L	ND	0.50	0.35	03/02/22 15:00	
Diisopropyl ether	ug/L	ND	0.50	0.31	03/02/22 15:00	
Ethylbenzene	ug/L	ND	0.50	0.30	03/02/22 15:00	
Hexachloro-1,3-butadiene	ug/L	ND	2.0	1.5	03/02/22 15:00	
Isopropylbenzene (Cumene)	ug/L	ND	0.50	0.33	03/02/22 15:00	
m&p-Xylene	ug/L	ND	1.0	0.71	03/02/22 15:00	
Methyl-tert-butyl ether	ug/L	ND	0.50	0.42	03/02/22 15:00	
Methylene Chloride	ug/L	ND	2.0	2.0	03/02/22 15:00	
n-Butylbenzene	ug/L	ND	0.50	0.49	03/02/22 15:00	
n-Propylbenzene	ug/L	ND	0.50	0.34	03/02/22 15:00	
Naphthalene	ug/L	ND	2.0	0.64	03/02/22 15:00	
o-Xylene	ug/L	ND	0.50	0.34	03/02/22 15:00	
sec-Butylbenzene	ug/L	ND	0.50	0.40	03/02/22 15:00	
Styrene	ug/L	ND	0.50	0.29	03/02/22 15:00	
tert-Butylbenzene	ug/L	ND	0.50	0.32	03/02/22 15:00	
Tetrachloroethene	ug/L	ND	0.50	0.29	03/02/22 15:00	
Toluene	ug/L	ND	0.50	0.48	03/02/22 15:00	
trans-1,2-Dichloroethene	ug/L	ND	0.50	0.40	03/02/22 15:00	
trans-1,3-Dichloropropene	ug/L	ND	0.50	0.36	03/02/22 15:00	
Trichloroethene	ug/L	ND	0.50	0.38	03/02/22 15:00	
Trichlorofluoromethane	ug/L	ND	1.0	0.30	03/02/22 15:00	
Vinyl chloride	ug/L	ND	1.0	0.39	03/02/22 15:00	
1,2-Dichloroethane-d4 (S)	%	90	70-130		03/02/22 15:00	
4-Bromofluorobenzene (S)	%	97	70-130		03/02/22 15:00	
Toluene-d8 (S)	%	102	70-130		03/02/22 15:00	

LABORATORY CONTROL SAMPLE: 3566530

Parameter	Units	Spike Conc.	LCS Result	LCS % Rec	% Rec Limits	Qualifiers
1,1,1,2-Tetrachloroethane	ug/L	50	49.6	99	60-140	
1,1,1-Trichloroethane	ug/L	50	42.9	86	60-140	
1,1,2,2-Tetrachloroethane	ug/L	50	46.2	92	60-140	
1,1,2-Trichloroethane	ug/L	50	44.7	89	60-140	
1,1-Dichloroethane	ug/L	50	41.0	82	60-140	
1,1-Dichloroethene	ug/L	50	40.3	81	60-140	
1,1-Dichloropropene	ug/L	50	48.6	97	60-140	
1,2,3-Trichlorobenzene	ug/L	50	48.8	98	60-140	
1,2,3-Trichloropropane	ug/L	50	44.6	89	60-140	
1,2,4-Trichlorobenzene	ug/L	50	49.7	99	60-140	
1,2,4-Trimethylbenzene	ug/L	50	44.8	90	60-140	
1,2-Dibromo-3-chloropropane	ug/L	50	46.1	92	60-140	

Results presented on this page are in the units indicated by the "Units" column except where an alternate unit is presented to the right of the result.

This report shall not be reproduced, except in full,
without the written consent of Pace Analytical Services, LLC.

Pace Analytical Services, LLC
9800 Kincey Ave. Suite 100
Huntersville, NC 28078
(704)875-9092

QUALITY CONTROL DATA

Project: CPC Huntersville-60674226
Pace Project No.: 92590778

LABORATORY CONTROL SAMPLE: 3566530

Parameter	Units	Spike Conc.	LCS Result	LCS % Rec	% Rec Limits	Qualifiers
1,2-Dibromoethane (EDB)	ug/L	50	49.3	99	60-140	
1,2-Dichlorobenzene	ug/L	50	47.7	95	60-140	
1,2-Dichloroethane	ug/L	50	41.7	83	60-140	
1,2-Dichloropropane	ug/L	50	46.5	93	60-140	
1,3,5-Trimethylbenzene	ug/L	50	46.4	93	60-140	
1,3-Dichlorobenzene	ug/L	50	47.1	94	60-140	
1,3-Dichloropropane	ug/L	50	50.1	100	60-140	
1,4-Dichlorobenzene	ug/L	50	46.8	94	60-140	
2,2-Dichloropropane	ug/L	50	42.0	84	60-140	
2-Chlorotoluene	ug/L	50	46.8	94	60-140	
4-Chlorotoluene	ug/L	50	42.9	86	60-140	
Benzene	ug/L	50	44.5	89	60-140	
Bromobenzene	ug/L	50	48.0	96	60-140	
Bromochloromethane	ug/L	50	43.9	88	60-140	
Bromodichloromethane	ug/L	50	42.2	84	60-140	
Bromoform	ug/L	50	47.1	94	60-140	
Bromomethane	ug/L	50	38.2	76	60-140	
Carbon tetrachloride	ug/L	50	43.6	87	60-140	
Chlorobenzene	ug/L	50	45.4	91	60-140	
Chloroethane	ug/L	50	37.0	74	60-140	
Chloroform	ug/L	50	41.7	83	60-140	
Chloromethane	ug/L	50	38.4	77	60-140	
cis-1,2-Dichloroethene	ug/L	50	40.5	81	60-140	
cis-1,3-Dichloropropene	ug/L	50	46.0	92	60-140	
Dibromochloromethane	ug/L	50	45.8	92	60-140	
Dibromomethane	ug/L	50	46.0	92	60-140	
Dichlorodifluoromethane	ug/L	50	40.3	81	60-140	
Diisopropyl ether	ug/L	50	42.8	86	60-140	
Ethylbenzene	ug/L	50	46.0	92	60-140	
Hexachloro-1,3-butadiene	ug/L	50	49.1	98	60-140	
Isopropylbenzene (Cumene)	ug/L	50	48.0	96	60-140	
m&p-Xylene	ug/L	100	92.5	92	60-140	
Methyl-tert-butyl ether	ug/L	50	47.6	95	60-140	
Methylene Chloride	ug/L	50	41.7	83	60-140	
n-Butylbenzene	ug/L	50	45.1	90	60-140	
n-Propylbenzene	ug/L	50	45.4	91	60-140	
Naphthalene	ug/L	50	47.3	95	60-140	
o-Xylene	ug/L	50	46.6	93	60-140	
sec-Butylbenzene	ug/L	50	45.8	92	60-140	
Styrene	ug/L	50	46.9	94	60-140	
tert-Butylbenzene	ug/L	50	38.4	77	60-140	
Tetrachloroethene	ug/L	50	48.6	97	60-140	
Toluene	ug/L	50	39.5	79	60-140	
trans-1,2-Dichloroethene	ug/L	50	42.5	85	60-140	
trans-1,3-Dichloropropene	ug/L	50	44.1	88	60-140	
Trichloroethene	ug/L	50	46.1	92	60-140	
Trichlorofluoromethane	ug/L	50	37.2	74	60-140	

Results presented on this page are in the units indicated by the "Units" column except where an alternate unit is presented to the right of the result.

This report shall not be reproduced, except in full,
without the written consent of Pace Analytical Services, LLC.

Pace Analytical Services, LLC
9800 Kincey Ave. Suite 100
Huntersville, NC 28078
(704)875-9092

QUALITY CONTROL DATA

Project: CPC Huntersville-60674226
Pace Project No.: 92590778

LABORATORY CONTROL SAMPLE: 3566530

Parameter	Units	Spike Conc.	LCS Result	LCS % Rec	% Rec Limits	Qualifiers
Vinyl chloride	ug/L	50	40.5	81	60-140	
1,2-Dichloroethane-d4 (S)	%			95	70-130	
4-Bromofluorobenzene (S)	%			96	70-130	
Toluene-d8 (S)	%			93	70-130	

MATRIX SPIKE & MATRIX SPIKE DUPLICATE: 3566531 3566532

Parameter	Units	92590778004 Result	MS Spike Conc.	MSD Spike Conc.	MS Result	MSD Result	MS % Rec	MSD % Rec	% Rec Limits	RPD	Max RPD	Qual
1,1,1,2-Tetrachloroethane	ug/L	ND	20	20	21.5	20.4	107	102	60-140	5	30	
1,1,1-Trichloroethane	ug/L	ND	20	20	20.8	20.0	104	100	60-140	4	30	
1,1,2,2-Tetrachloroethane	ug/L	ND	20	20	19.9	18.9	99	94	60-140	5	30	
1,1,2-Trichloroethane	ug/L	ND	20	20	20.1	19.6	100	98	60-140	2	30	
1,1-Dichloroethane	ug/L	ND	20	20	19.9	19.1	100	96	60-140	4	30	
1,1-Dichloroethene	ug/L	ND	20	20	20.2	19.2	101	96	60-140	5	30	
1,1-Dichloropropene	ug/L	ND	20	20	21.6	20.7	108	103	60-140	4	30	
1,2,3-Trichlorobenzene	ug/L	ND	20	20	21.4	20.3	107	101	60-140	5	30	
1,2,3-Trichloropropane	ug/L	ND	20	20	20.4	19.5	102	97	60-140	4	30	
1,2,4-Trichlorobenzene	ug/L	ND	20	20	21.1	20.3	105	102	60-140	4	30	
1,2,4-Trimethylbenzene	ug/L	ND	20	20	19.2	18.8	96	94	60-140	2	30	
1,2-Dibromo-3-chloropropane	ug/L	ND	20	20	20.0	18.4	100	92	60-140	8	30	
1,2-Dibromoethane (EDB)	ug/L	ND	20	20	21.2	20.1	106	100	60-140	6	30	
1,2-Dichlorobenzene	ug/L	ND	20	20	20.1	19.3	100	96	60-140	4	30	
1,2-Dichloroethane	ug/L	ND	20	20	19.2	18.7	96	93	60-140	3	30	
1,2-Dichloropropane	ug/L	ND	20	20	21.3	20.6	107	103	60-140	3	30	
1,3,5-Trimethylbenzene	ug/L	ND	20	20	20.4	19.3	102	96	60-140	5	30	
1,3-Dichlorobenzene	ug/L	ND	20	20	20.4	19.5	102	98	60-140	4	30	
1,3-Dichloropropane	ug/L	ND	20	20	20.9	20.4	104	102	60-140	2	30	
1,4-Dichlorobenzene	ug/L	ND	20	20	20.0	19.4	100	97	60-140	3	30	
2,2-Dichloropropane	ug/L	ND	20	20	20.4	19.5	102	98	60-140	4	30	
2-Chlorotoluene	ug/L	ND	20	20	20.1	19.2	100	96	60-140	4	30	
4-Chlorotoluene	ug/L	ND	20	20	18.9	18.5	95	92	60-140	2	30	
Benzene	ug/L	ND	20	20	21.1	20.5	105	103	60-140	3	30	
Bromobenzene	ug/L	ND	20	20	21.0	20.4	105	102	60-140	3	30	
Bromochloromethane	ug/L	ND	20	20	20.4	19.7	102	99	60-140	4	30	
Bromodichloromethane	ug/L	ND	20	20	19.5	18.8	98	94	60-140	4	30	
Bromoform	ug/L	ND	20	20	19.2	18.3	96	92	60-140	5	30	
Bromomethane	ug/L	ND	20	20	21.3	21.2	107	106	60-140	1	30	
Carbon tetrachloride	ug/L	ND	20	20	21.1	20.3	106	102	60-140	4	30	
Chlorobenzene	ug/L	ND	20	20	20.8	19.6	104	98	60-140	6	30	
Chloroethane	ug/L	ND	20	20	19.6	19.4	98	97	60-140	1	30	
Chloroform	ug/L	ND	20	20	20.2	19.2	101	96	60-140	5	30	
Chloromethane	ug/L	ND	20	20	18.2	17.3	91	87	60-140	5	30	
cis-1,2-Dichloroethene	ug/L	ND	20	20	20.1	18.8	100	94	60-140	6	30	

Results presented on this page are in the units indicated by the "Units" column except where an alternate unit is presented to the right of the result.

This report shall not be reproduced, except in full,
without the written consent of Pace Analytical Services, LLC.

Pace Analytical Services, LLC
9800 Kincey Ave. Suite 100
Huntersville, NC 28078
(704)875-9092

QUALITY CONTROL DATA

Project: CPC Huntersville-60674226
Pace Project No.: 92590778

MATRIX SPIKE & MATRIX SPIKE DUPLICATE: 3566531 3566532

Parameter	Units	92590778004 Result	MS Spike Conc.	MSD Spike Conc.	MS Result	MSD Result	MS % Rec	MSD % Rec	% Rec Limits	RPD	Max RPD	Qual
cis-1,3-Dichloropropene	ug/L	ND	20	20	20.5	19.6	103	98	60-140	5	30	
Dibromochloromethane	ug/L	ND	20	20	19.1	18.2	95	91	60-140	5	30	
Dibromomethane	ug/L	ND	20	20	21.8	20.9	109	105	60-140	4	30	
Dichlorodifluoromethane	ug/L	ND	20	20	18.5	17.9	92	89	60-140	3	30	
Diisopropyl ether	ug/L	ND	20	20	18.1	17.2	90	86	60-140	5	30	
Ethylbenzene	ug/L	ND	20	20	20.9	20.1	104	100	60-140	4	30	
Hexachloro-1,3-butadiene	ug/L	ND	20	20	24.4	23.3	122	117	60-140	4	30	
Isopropylbenzene (Cumene)	ug/L	ND	20	20	21.7	20.8	108	104	60-140	4	30	
m&p-Xylene	ug/L	ND	40	40	42.5	41.5	105	103	60-140	2	30	
Methyl-tert-butyl ether	ug/L	ND	20	20	19.5	18.6	97	93	60-140	4	30	
Methylene Chloride	ug/L	ND	20	20	18.9	18.2	95	91	60-140	4	30	
n-Butylbenzene	ug/L	ND	20	20	20.1	19.6	100	98	60-140	3	30	
n-Propylbenzene	ug/L	ND	20	20	19.8	19.7	99	98	60-140	1	30	
Naphthalene	ug/L	ND	20	20	19.1	18.0	95	90	60-140	5	30	
o-Xylene	ug/L	ND	20	20	21.2	20.6	105	102	60-140	3	30	
sec-Butylbenzene	ug/L	ND	20	20	21.1	20.1	106	101	60-140	5	30	
Styrene	ug/L	ND	20	20	20.6	19.8	103	99	60-140	4	30	
tert-Butylbenzene	ug/L	ND	20	20	17.3	16.8	86	84	60-140	3	30	
Tetrachloroethene	ug/L	ND	20	20	21.0	20.3	105	102	60-140	3	30	
Toluene	ug/L	3.8	20	20	22.3	21.9	93	91	60-140	2	30	
trans-1,2-Dichloroethene	ug/L	ND	20	20	20.7	20.0	104	100	60-140	4	30	
trans-1,3-Dichloropropene	ug/L	ND	20	20	19.5	18.8	98	94	60-140	4	30	
Trichloroethene	ug/L	ND	20	20	22.0	20.8	110	104	60-140	5	30	
Trichlorofluoromethane	ug/L	ND	20	20	19.2	18.5	96	93	60-140	4	30	
Vinyl chloride	ug/L	ND	20	20	20.2	19.4	99	96	60-140	4	30	
1,2-Dichloroethane-d4 (S)	%						94	96	70-130			
4-Bromofluorobenzene (S)	%						97	97	70-130			
Toluene-d8 (S)	%						94	95	70-130			

Results presented on this page are in the units indicated by the "Units" column except where an alternate unit is presented to the right of the result.

This report shall not be reproduced, except in full,
without the written consent of Pace Analytical Services, LLC.

Pace Analytical Services, LLC
9800 Kincey Ave. Suite 100
Huntersville, NC 28078
(704)875-9092

QUALITY CONTROL DATA

Project: CPC Huntersville-60674226
Pace Project No.: 92590778

QC Batch: 681894
QC Batch Method: SM 6200B
Analysis Method: SM 6200B
Analysis Description: 6200B MSV
Laboratory: Pace Analytical Services - Charlotte
Associated Lab Samples: 92590778018, 92590778019, 92590778020, 92590778021, 92590778022, 92590778023, 92590778024, 92590778025

METHOD BLANK: 3566683
Matrix: Water
Associated Lab Samples: 92590778018, 92590778019, 92590778020, 92590778021, 92590778022, 92590778023, 92590778024, 92590778025

Parameter	Units	Blank Result	Reporting Limit	MDL	Analyzed	Qualifiers
1,1,1,2-Tetrachloroethane	ug/L	ND	0.50	0.31	03/03/22 13:44	
1,1,1-Trichloroethane	ug/L	ND	0.50	0.33	03/03/22 13:44	
1,1,2,2-Tetrachloroethane	ug/L	ND	0.50	0.22	03/03/22 13:44	
1,1,2-Trichloroethane	ug/L	ND	0.50	0.32	03/03/22 13:44	
1,1-Dichloroethane	ug/L	ND	0.50	0.37	03/03/22 13:44	
1,1-Dichloroethene	ug/L	ND	0.50	0.35	03/03/22 13:44	
1,1-Dichloropropene	ug/L	ND	0.50	0.43	03/03/22 13:44	
1,2,3-Trichlorobenzene	ug/L	ND	2.0	0.81	03/03/22 13:44	
1,2,3-Trichloropropane	ug/L	ND	0.50	0.26	03/03/22 13:44	
1,2,4-Trichlorobenzene	ug/L	ND	2.0	0.64	03/03/22 13:44	
1,2,4-Trimethylbenzene	ug/L	ND	0.50	0.50	03/03/22 13:44	
1,2-Dibromo-3-chloropropane	ug/L	ND	1.0	0.34	03/03/22 13:44	
1,2-Dibromoethane (EDB)	ug/L	ND	0.50	0.27	03/03/22 13:44	
1,2-Dichlorobenzene	ug/L	ND	0.50	0.34	03/03/22 13:44	
1,2-Dichloroethane	ug/L	ND	0.50	0.32	03/03/22 13:44	
1,2-Dichloropropane	ug/L	ND	0.50	0.36	03/03/22 13:44	
1,3,5-Trimethylbenzene	ug/L	ND	0.50	0.33	03/03/22 13:44	
1,3-Dichlorobenzene	ug/L	ND	0.50	0.34	03/03/22 13:44	
1,3-Dichloropropane	ug/L	ND	0.50	0.28	03/03/22 13:44	
1,4-Dichlorobenzene	ug/L	ND	0.50	0.33	03/03/22 13:44	
2,2-Dichloropropane	ug/L	ND	0.50	0.39	03/03/22 13:44	
2-Chlorotoluene	ug/L	ND	0.50	0.32	03/03/22 13:44	
4-Chlorotoluene	ug/L	ND	0.50	0.32	03/03/22 13:44	
Benzene	ug/L	ND	0.50	0.34	03/03/22 13:44	
Bromobenzene	ug/L	ND	0.50	0.29	03/03/22 13:44	
Bromochloromethane	ug/L	ND	0.50	0.47	03/03/22 13:44	
Bromodichloromethane	ug/L	ND	0.50	0.31	03/03/22 13:44	
Bromoform	ug/L	ND	0.50	0.34	03/03/22 13:44	
Bromomethane	ug/L	ND	5.0	1.7	03/03/22 13:44	
Carbon tetrachloride	ug/L	ND	0.50	0.33	03/03/22 13:44	
Chlorobenzene	ug/L	ND	0.50	0.28	03/03/22 13:44	
Chloroethane	ug/L	ND	1.0	0.65	03/03/22 13:44	
Chloroform	ug/L	ND	0.50	0.35	03/03/22 13:44	
Chloromethane	ug/L	ND	1.0	0.54	03/03/22 13:44	
cis-1,2-Dichloroethene	ug/L	ND	0.50	0.38	03/03/22 13:44	
cis-1,3-Dichloropropene	ug/L	ND	0.50	0.36	03/03/22 13:44	
Dibromochloromethane	ug/L	ND	0.50	0.36	03/03/22 13:44	
Dibromomethane	ug/L	ND	0.50	0.39	03/03/22 13:44	
Dichlorodifluoromethane	ug/L	ND	0.50	0.35	03/03/22 13:44	

Results presented on this page are in the units indicated by the "Units" column except where an alternate unit is presented to the right of the result.

This report shall not be reproduced, except in full,
without the written consent of Pace Analytical Services, LLC.

Pace Analytical Services, LLC
9800 Kincey Ave. Suite 100
Huntersville, NC 28078
(704)875-9092

QUALITY CONTROL DATA

Project: CPC Huntersville-60674226
Pace Project No.: 92590778

METHOD BLANK: 3566683 Matrix: Water

Associated Lab Samples: 92590778018, 92590778019, 92590778020, 92590778021, 92590778022, 92590778023, 92590778024, 92590778025

Parameter	Units	Blank Result	Reporting Limit	MDL	Analyzed	Qualifiers
Diisopropyl ether	ug/L	ND	0.50	0.31	03/03/22 13:44	
Ethylbenzene	ug/L	ND	0.50	0.30	03/03/22 13:44	
Hexachloro-1,3-butadiene	ug/L	ND	2.0	1.5	03/03/22 13:44	
Isopropylbenzene (Cumene)	ug/L	ND	0.50	0.33	03/03/22 13:44	
m&p-Xylene	ug/L	ND	1.0	0.71	03/03/22 13:44	
Methyl-tert-butyl ether	ug/L	ND	0.50	0.42	03/03/22 13:44	
Methylene Chloride	ug/L	ND	2.0	2.0	03/03/22 13:44	
n-Butylbenzene	ug/L	ND	0.50	0.49	03/03/22 13:44	
n-Propylbenzene	ug/L	ND	0.50	0.34	03/03/22 13:44	
Naphthalene	ug/L	ND	2.0	0.64	03/03/22 13:44	
o-Xylene	ug/L	ND	0.50	0.34	03/03/22 13:44	
sec-Butylbenzene	ug/L	ND	0.50	0.40	03/03/22 13:44	
Styrene	ug/L	ND	0.50	0.29	03/03/22 13:44	
tert-Butylbenzene	ug/L	ND	0.50	0.32	03/03/22 13:44	
Tetrachloroethene	ug/L	ND	0.50	0.29	03/03/22 13:44	
Toluene	ug/L	ND	0.50	0.48	03/03/22 13:44	
trans-1,2-Dichloroethene	ug/L	ND	0.50	0.40	03/03/22 13:44	
trans-1,3-Dichloropropene	ug/L	ND	0.50	0.36	03/03/22 13:44	
Trichloroethene	ug/L	ND	0.50	0.38	03/03/22 13:44	
Trichlorofluoromethane	ug/L	ND	1.0	0.30	03/03/22 13:44	
Vinyl chloride	ug/L	ND	1.0	0.39	03/03/22 13:44	
1,2-Dichloroethane-d4 (S)	%	99	70-130		03/03/22 13:44	
4-Bromofluorobenzene (S)	%	100	70-130		03/03/22 13:44	
Toluene-d8 (S)	%	100	70-130		03/03/22 13:44	

LABORATORY CONTROL SAMPLE: 3566684

Parameter	Units	Spike Conc.	LCS Result	LCS % Rec	% Rec Limits	Qualifiers
1,1,1,2-Tetrachloroethane	ug/L	50	47.8	96	60-140	
1,1,1-Trichloroethane	ug/L	50	45.4	91	60-140	
1,1,2,2-Tetrachloroethane	ug/L	50	46.4	93	60-140	
1,1,2-Trichloroethane	ug/L	50	46.5	93	60-140	
1,1-Dichloroethane	ug/L	50	44.6	89	60-140	
1,1-Dichloroethene	ug/L	50	44.7	89	60-140	
1,1-Dichloropropene	ug/L	50	48.5	97	60-140	
1,2,3-Trichlorobenzene	ug/L	50	50.0	100	60-140	
1,2,3-Trichloropropane	ug/L	50	49.8	100	60-140	
1,2,4-Trichlorobenzene	ug/L	50	48.7	97	60-140	
1,2,4-Trimethylbenzene	ug/L	50	44.3	89	60-140	
1,2-Dibromo-3-chloropropane	ug/L	50	49.7	99	60-140	
1,2-Dibromoethane (EDB)	ug/L	50	46.7	93	60-140	
1,2-Dichlorobenzene	ug/L	50	43.7	87	60-140	
1,2-Dichloroethane	ug/L	50	43.0	86	60-140	

Results presented on this page are in the units indicated by the "Units" column except where an alternate unit is presented to the right of the result.

This report shall not be reproduced, except in full,
without the written consent of Pace Analytical Services, LLC.

Pace Analytical Services, LLC
9800 Kincey Ave. Suite 100
Huntersville, NC 28078
(704)875-9092

QUALITY CONTROL DATA

Project: CPC Huntersville-60674226
Pace Project No.: 92590778

LABORATORY CONTROL SAMPLE: 3566684

Parameter	Units	Spike Conc.	LCS Result	LCS % Rec	% Rec Limits	Qualifiers
1,2-Dichloropropane	ug/L	50	46.4	93	60-140	
1,3,5-Trimethylbenzene	ug/L	50	45.8	92	60-140	
1,3-Dichlorobenzene	ug/L	50	44.7	89	60-140	
1,3-Dichloropropane	ug/L	50	45.3	91	60-140	
1,4-Dichlorobenzene	ug/L	50	44.5	89	60-140	
2,2-Dichloropropane	ug/L	50	46.7	93	60-140	
2-Chlorotoluene	ug/L	50	44.4	89	60-140	
4-Chlorotoluene	ug/L	50	43.7	87	60-140	
Benzene	ug/L	50	44.5	89	60-140	
Bromobenzene	ug/L	50	44.7	89	60-140	
Bromochloromethane	ug/L	50	46.1	92	60-140	
Bromodichloromethane	ug/L	50	46.8	94	60-140	
Bromoform	ug/L	50	49.7	99	60-140	
Bromomethane	ug/L	50	47.3	95	60-140	
Carbon tetrachloride	ug/L	50	43.5	87	60-140	
Chlorobenzene	ug/L	50	45.9	92	60-140	
Chloroethane	ug/L	50	39.8	80	60-140	
Chloroform	ug/L	50	44.7	89	60-140	
Chloromethane	ug/L	50	42.5	85	60-140	
cis-1,2-Dichloroethene	ug/L	50	45.0	90	60-140	
cis-1,3-Dichloropropene	ug/L	50	48.1	96	60-140	
Dibromochloromethane	ug/L	50	45.5	91	60-140	
Dibromomethane	ug/L	50	46.2	92	60-140	
Dichlorodifluoromethane	ug/L	50	39.8	80	60-140	
Diisopropyl ether	ug/L	50	43.7	87	60-140	
Ethylbenzene	ug/L	50	45.2	90	60-140	
Hexachloro-1,3-butadiene	ug/L	50	48.5	97	60-140	
Isopropylbenzene (Cumene)	ug/L	50	46.8	94	60-140	
m&p-Xylene	ug/L	100	90.3	90	60-140	
Methyl-tert-butyl ether	ug/L	50	46.6	93	60-140	
Methylene Chloride	ug/L	50	49.5	99	60-140	
n-Butylbenzene	ug/L	50	47.0	94	60-140	
n-Propylbenzene	ug/L	50	44.5	89	60-140	
Naphthalene	ug/L	50	50.0	100	60-140	
o-Xylene	ug/L	50	45.6	91	60-140	
sec-Butylbenzene	ug/L	50	45.0	90	60-140	
Styrene	ug/L	50	47.6	95	60-140	
tert-Butylbenzene	ug/L	50	45.1	90	60-140	
Tetrachloroethene	ug/L	50	46.7	93	60-140	
Toluene	ug/L	50	43.6	87	60-140	
trans-1,2-Dichloroethene	ug/L	50	45.5	91	60-140	
trans-1,3-Dichloropropene	ug/L	50	47.9	96	60-140	
Trichloroethene	ug/L	50	44.9	90	60-140	
Trichlorofluoromethane	ug/L	50	39.5	79	60-140	
Vinyl chloride	ug/L	50	45.4	91	60-140	
1,2-Dichloroethane-d4 (S)	%			103	70-130	
4-Bromofluorobenzene (S)	%			97	70-130	

Results presented on this page are in the units indicated by the "Units" column except where an alternate unit is presented to the right of the result.

This report shall not be reproduced, except in full,
without the written consent of Pace Analytical Services, LLC.

Pace Analytical Services, LLC
9800 Kincey Ave. Suite 100
Huntersville, NC 28078
(704)875-9092

QUALITY CONTROL DATA

Project: CPC Huntersville-60674226
Pace Project No.: 92590778

LABORATORY CONTROL SAMPLE: 3566684

Parameter	Units	Spike Conc.	LCS Result	LCS % Rec	% Rec Limits	Qualifiers
Toluene-d8 (S)	%			99	70-130	

MATRIX SPIKE & MATRIX SPIKE DUPLICATE: 3566685 3566686

Parameter	Units	92590778018 Result	MS Spike Conc.	MSD Spike Conc.	MS Result	MSD Result	MS % Rec	MSD % Rec	% Rec Limits	RPD	Max RPD	Qual
1,1,1,2-Tetrachloroethane	ug/L	ND	20	20	22.1	22.4	111	112	60-140	1	30	
1,1,1-Trichloroethane	ug/L	ND	20	20	21.8	22.2	109	111	60-140	2	30	
1,1,2,2-Tetrachloroethane	ug/L	ND	20	20	22.0	22.0	110	110	60-140	0	30	
1,1,2-Trichloroethane	ug/L	ND	20	20	21.6	21.5	108	108	60-140	0	30	
1,1-Dichloroethane	ug/L	ND	20	20	21.4	21.6	107	108	60-140	1	30	
1,1-Dichloroethene	ug/L	ND	20	20	21.3	21.9	106	109	60-140	3	30	
1,1-Dichloropropene	ug/L	ND	20	20	23.4	23.8	117	119	60-140	2	30	
1,2,3-Trichlorobenzene	ug/L	ND	20	20	24.5	25.0	122	125	60-140	2	30	
1,2,3-Trichloropropane	ug/L	ND	20	20	23.5	21.5	118	108	60-140	9	30	
1,2,4-Trichlorobenzene	ug/L	ND	20	20	23.7	23.8	119	119	60-140	0	30	
1,2,4-Trimethylbenzene	ug/L	ND	20	20	21.3	21.6	106	108	60-140	1	30	
1,2-Dibromo-3-chloropropane	ug/L	ND	20	20	23.6	23.7	118	119	60-140	1	30	
1,2-Dibromoethane (EDB)	ug/L	ND	20	20	22.2	22.3	111	112	60-140	1	30	
1,2-Dichlorobenzene	ug/L	ND	20	20	21.5	22.2	107	111	60-140	3	30	
1,2-Dichloroethane	ug/L	ND	20	20	20.2	20.7	101	103	60-140	3	30	
1,2-Dichloropropane	ug/L	ND	20	20	21.9	22.0	110	110	60-140	0	30	
1,3,5-Trimethylbenzene	ug/L	ND	20	20	22.3	23.0	111	115	60-140	3	30	
1,3-Dichlorobenzene	ug/L	ND	20	20	21.4	22.4	107	112	60-140	5	30	
1,3-Dichloropropane	ug/L	ND	20	20	21.6	21.5	108	107	60-140	1	30	
1,4-Dichlorobenzene	ug/L	ND	20	20	20.6	21.5	103	107	60-140	4	30	
2,2-Dichloropropane	ug/L	ND	20	20	22.5	22.2	113	111	60-140	1	30	
2-Chlorotoluene	ug/L	ND	20	20	21.3	21.9	107	110	60-140	3	30	
4-Chlorotoluene	ug/L	ND	20	20	20.8	21.8	104	109	60-140	5	30	
Benzene	ug/L	ND	20	20	21.4	21.8	107	109	60-140	2	30	
Bromobenzene	ug/L	ND	20	20	22.0	23.1	110	115	60-140	5	30	
Bromochloromethane	ug/L	ND	20	20	22.4	22.1	112	110	60-140	2	30	
Bromodichloromethane	ug/L	ND	20	20	21.6	21.8	108	109	60-140	1	30	
Bromoform	ug/L	ND	20	20	22.5	21.9	113	109	60-140	3	30	
Bromomethane	ug/L	ND	20	20	26.6	25.4	133	127	60-140	5	30	
Carbon tetrachloride	ug/L	ND	20	20	20.7	20.6	103	103	60-140	0	30	
Chlorobenzene	ug/L	ND	20	20	22.0	22.1	110	111	60-140	1	30	
Chloroethane	ug/L	ND	20	20	23.8	23.5	119	117	60-140	1	30	
Chloroform	ug/L	ND	20	20	21.5	22.8	108	114	60-140	6	30	
Chloromethane	ug/L	ND	20	20	20.1	19.9	101	100	60-140	1	30	
cis-1,2-Dichloroethene	ug/L	ND	20	20	21.4	21.9	107	109	60-140	2	30	
cis-1,3-Dichloropropene	ug/L	ND	20	20	21.9	21.9	110	109	60-140	0	30	
Dibromochloromethane	ug/L	ND	20	20	20.5	21.4	102	107	60-140	4	30	
Dibromomethane	ug/L	ND	20	20	21.7	21.9	108	109	60-140	1	30	

Results presented on this page are in the units indicated by the "Units" column except where an alternate unit is presented to the right of the result.

REPORT OF LABORATORY ANALYSIS

This report shall not be reproduced, except in full,
without the written consent of Pace Analytical Services, LLC.

Pace Analytical Services, LLC
9800 Kincey Ave. Suite 100
Huntersville, NC 28078
(704)875-9092

QUALITY CONTROL DATA

Project: CPC Huntersville-60674226
Pace Project No.: 92590778

MATRIX SPIKE & MATRIX SPIKE DUPLICATE: 3566685 3566686

Parameter	Units	92590778018 Result	MS Spike Conc.	MSD Spike Conc.	MS Result	MSD Result	MS % Rec	MSD % Rec	% Rec Limits	RPD	Max RPD	Qual
Dichlorodifluoromethane	ug/L	ND	20	20	21.2	21.7	106	108	60-140	2	30	
Diisopropyl ether	ug/L	ND	20	20	19.7	20.1	99	100	60-140	2	30	
Ethylbenzene	ug/L	ND	20	20	21.9	22.2	110	111	60-140	1	30	
Hexachloro-1,3-butadiene	ug/L	ND	20	20	24.0	25.0	120	125	60-140	4	30	
Isopropylbenzene (Cumene)	ug/L	ND	20	20	22.6	22.9	113	115	60-140	1	30	
m&p-Xylene	ug/L	ND	40	40	44.1	43.9	110	110	60-140	0	30	
Methyl-tert-butyl ether	ug/L	ND	20	20	21.0	21.7	105	108	60-140	3	30	
Methylene Chloride	ug/L	ND	20	20	21.2	21.7	106	109	60-140	2	30	
n-Butylbenzene	ug/L	ND	20	20	22.7	23.2	113	116	60-140	2	30	
n-Propylbenzene	ug/L	ND	20	20	21.7	22.5	108	112	60-140	4	30	
Naphthalene	ug/L	ND	20	20	24.9	25.0	125	125	60-140	0	30	
o-Xylene	ug/L	ND	20	20	21.9	22.0	110	110	60-140	0	30	
sec-Butylbenzene	ug/L	ND	20	20	22.1	22.5	111	113	60-140	2	30	
Styrene	ug/L	ND	20	20	22.4	22.7	112	114	60-140	1	30	
tert-Butylbenzene	ug/L	ND	20	20	18.7	19.3	94	96	60-140	3	30	
Tetrachloroethene	ug/L	ND	20	20	22.2	22.4	111	112	60-140	1	30	
Toluene	ug/L	ND	20	20	21.1	20.9	105	104	60-140	1	30	
trans-1,2-Dichloroethene	ug/L	ND	20	20	22.0	22.3	110	112	60-140	1	30	
trans-1,3-Dichloropropene	ug/L	ND	20	20	21.9	21.6	109	108	60-140	1	30	
Trichloroethene	ug/L	ND	20	20	21.4	21.4	107	107	60-140	0	30	
Trichlorofluoromethane	ug/L	ND	20	20	20.2	20.4	101	102	60-140	1	30	
Vinyl chloride	ug/L	ND	20	20	21.9	21.9	110	110	60-140	0	30	
1,2-Dichloroethane-d4 (S)	%						99	101	70-130			
4-Bromofluorobenzene (S)	%						101	100	70-130			
Toluene-d8 (S)	%						99	98	70-130			

Results presented on this page are in the units indicated by the "Units" column except where an alternate unit is presented to the right of the result.

This report shall not be reproduced, except in full,
without the written consent of Pace Analytical Services, LLC.

Pace Analytical Services, LLC
9800 Kincey Ave. Suite 100
Huntersville, NC 28078
(704)875-9092

QUALIFIERS

Project: CPC Huntersville-60674226
Pace Project No.: 92590778

DEFINITIONS

DF - Dilution Factor, if reported, represents the factor applied to the reported data due to dilution of the sample aliquot.

ND - Not Detected at or above adjusted reporting limit.

TNTC - Too Numerous To Count

J - Estimated concentration above the adjusted method detection limit and below the adjusted reporting limit.

MDL - Adjusted Method Detection Limit.

PQL - Practical Quantitation Limit.

RL - Reporting Limit - The lowest concentration value that meets project requirements for quantitative data with known precision and bias for a specific analyte in a specific matrix.

S - Surrogate

1,2-Diphenylhydrazine decomposes to and cannot be separated from Azobenzene using Method 8270. The result for each analyte is a combined concentration.

Consistent with EPA guidelines, unrounded data are displayed and have been used to calculate % recovery and RPD values.

LCS(D) - Laboratory Control Sample (Duplicate)

MS(D) - Matrix Spike (Duplicate)

DUP - Sample Duplicate

RPD - Relative Percent Difference

NC - Not Calculable.

SG - Silica Gel - Clean-Up

U - Indicates the compound was analyzed for, but not detected.

Acid preservation may not be appropriate for 2 Chloroethylvinyl ether.

A separate vial preserved to a pH of 4-5 is recommended in SW846 Chapter 4 for the analysis of Acrolein and Acrylonitrile by EPA Method 8260.

N-Nitrosodiphenylamine decomposes and cannot be separated from Diphenylamine using Method 8270. The result reported for each analyte is a combined concentration.

Reported results are not rounded until the final step prior to reporting. Therefore, calculated parameters that are typically reported as "Total" may vary slightly from the sum of the reported component parameters.

Pace Analytical is TNI accredited. Contact your Pace PM for the current list of accredited analytes.

TNI - The NELAC Institute.

ANALYTE QUALIFIERS

N2	The lab does not hold NELAC/TNI accreditation for this parameter but other accreditations/certifications may apply. A complete list of accreditations/certifications is available upon request.

This report shall not be reproduced, except in full,
without the written consent of Pace Analytical Services, LLC.

Pace Analytical Services, LLC
9800 Kincey Ave. Suite 100
Huntersville, NC 28078
(704)875-9092

QUALITY CONTROL DATA CROSS REFERENCE TABLE

Project: CPC Huntersville-60674226
Pace Project No.: 92590778

Lab ID	Sample ID	QC Batch Method	QC Batch	Analytical Method	Analytical Batch
92590778001	**MW-28**	MADEP VPH	682043		
92590778002	**MW-77**	MADEP VPH	682043		
92590778003	**MW-82**	MADEP VPH	682043		
92590778004	**MW-79D**	MADEP VPH	682043		
92590778005	**MW-78**	MADEP VPH	682043		
92590778006	**MW-17**	MADEP VPH	682043		
92590778007	**DUP-1-20220301**	MADEP VPH	682043		
92590778008	**MW-79**	MADEP VPH	682043		
92590778009	**MW-31D**	MADEP VPH	682043		
92590778010	**MW-23**	MADEP VPH	682043		
92590778011	**MW-21**	MADEP VPH	682043		
92590778012	**MW-19**	MADEP VPH	682333		
92590778013	**MW-84**	MADEP VPH	682043		
92590778014	**MW-16D**	MADEP VPH	682333		
92590778015	**MW-83**	MADEP VPH	682333		
92590778016	**MW-16**	MADEP VPH	682333		
92590778017	**MW-81**	MADEP VPH	682333		
92590778018	**MW-80**	MADEP VPH	682333		
92590778019	**MW-31**	MADEP VPH	682333		
92590778020	**EB-2-20220301**	MADEP VPH	682333		
92590778021	**EB-1-20220301**	MADEP VPH	682333		
92590778022	**FB-1-20220301**	MADEP VPH	682333		
92590778023	**FB-2-20220301**	MADEP VPH	682333		
92590778025	**MW-81D**	MADEP VPH	682333		
92590778001	**MW-28**	EPA 3010A	681875	EPA 6020B	681935
92590778002	**MW-77**	EPA 3010A	681875	EPA 6020B	681935
92590778003	**MW-82**	EPA 3010A	681875	EPA 6020B	681935
92590778004	**MW-79D**	EPA 3010A	681875	EPA 6020B	681935
92590778005	**MW-78**	EPA 3010A	681875	EPA 6020B	681935
92590778006	**MW-17**	EPA 3010A	681875	EPA 6020B	681935
92590778007	**DUP-1-20220301**	EPA 3010A	681875	EPA 6020B	681935
92590778008	**MW-79**	EPA 3010A	681875	EPA 6020B	681935
92590778009	**MW-31D**	EPA 3010A	681875	EPA 6020B	681935
92590778010	**MW-23**	EPA 3010A	681875	EPA 6020B	681935
92590778011	**MW-21**	EPA 3010A	681875	EPA 6020B	681935
92590778012	**MW-19**	EPA 3010A	681875	EPA 6020B	681935
92590778013	**MW-84**	EPA 3010A	681875	EPA 6020B	681935
92590778014	**MW-16D**	EPA 3010A	681875	EPA 6020B	681935
92590778015	**MW-83**	EPA 3010A	681875	EPA 6020B	681935
92590778016	**MW-16**	EPA 3010A	681875	EPA 6020B	681935
92590778017	**MW-81**	EPA 3010A	681875	EPA 6020B	681935
92590778018	**MW-80**	EPA 3010A	681875	EPA 6020B	681935
92590778019	**MW-31**	EPA 3010A	681875	EPA 6020B	681935
92590778020	**EB-2-20220301**	EPA 3010A	681876	EPA 6020B	681936
92590778021	**EB-1-20220301**	EPA 3010A	681876	EPA 6020B	681936
92590778025	**MW-81D**	EPA 3010A	681876	EPA 6020B	681936

This report shall not be reproduced, except in full,
without the written consent of Pace Analytical Services, LLC.

Pace Analytical Services, LLC
9800 Kincey Ave. Suite 100
Huntersville, NC 28078
(704)875-9092

QUALITY CONTROL DATA CROSS REFERENCE TABLE

Project: CPC Huntersville-60674226
Pace Project No.: 92590778

Lab ID	Sample ID	QC Batch Method	QC Batch	Analytical Method	Analytical Batch
92590778001	**MW-28**	SM 6200B	681849		
92590778002	**MW-77**	SM 6200B	681849		
92590778003	**MW-82**	SM 6200B	681849		
92590778004	**MW-79D**	SM 6200B	681849		
92590778005	**MW-78**	SM 6200B	681849		
92590778006	**MW-17**	SM 6200B	681849		
92590778007	**DUP-1-20220301**	SM 6200B	681849		
92590778008	**MW-79**	SM 6200B	681849		
92590778009	**MW-31D**	SM 6200B	681849		
92590778010	**MW-23**	SM 6200B	681849		
92590778011	**MW-21**	SM 6200B	681849		
92590778012	**MW-19**	SM 6200B	681849		
92590778013	**MW-84**	SM 6200B	681849		
92590778014	**MW-16D**	SM 6200B	681849		
92590778015	**MW-83**	SM 6200B	681849		
92590778016	**MW-16**	SM 6200B	681849		
92590778017	**MW-81**	SM 6200B	681849		
92590778018	**MW-80**	SM 6200B	681894		
92590778019	**MW-31**	SM 6200B	681894		
92590778020	**EB-2-20220301**	SM 6200B	681894		
92590778021	**EB-1-20220301**	SM 6200B	681894		
92590778022	**FB-1-20220301**	SM 6200B	681894		
92590778023	**FB-2-20220301**	SM 6200B	681894		
92590778024	**TRIP BLANK**	SM 6200B	681894		
92590778025	**MW-81D**	SM 6200B	681894		

This report shall not be reproduced, except in full,
without the written consent of Pace Analytical Services, LLC.

Pace Analytical	Document Name: Sample Condition Upon Receipt (SCUR)	Document Revised: November 15, 2021 Page 1 of 2
	Document No.: F-CAR-CS-033-Rev.08	Issuing Authority: Pace Carolinas Quality Office

Laboratory receiving samples:
Asheville ☐ Eden ☐ Greenwood ☐ Huntersville ☑ Raleigh ☐ Mechanicsville ☐ Atlanta ☐ Kernersville ☐

Sample Condition Upon Receipt

Client Name: AECOM

Project # WO#: 92590778

92590778

Courier: ☐ Commercial ☐ Fed Ex ☐ UPS ☐ USPS ☐ Client ☐ Pace ☐ Other:____

Custody Seal Present? ☐ Yes ☑ No **Seals Intact?** ☐ Yes ☑ No

Date/Initials Person Examining Contents: JB 3/1/22

Packing Material: ☐ Bubble Wrap ☑ Bubble Bags ☐ None ☐ Other

Biological Tissue Frozen? ☐ Yes ☐ No ☑ N/A

Thermometer: ☑ IR Gun ID: 92T064

Type of Ice: ☑ Wet ☐ Blue ☐ None

Cooler Temp: 3.1 **Correction Factor:** Add/Subtract (°C) 0

Temp should be above freezing to 6°C
☐ Samples out of temp criteria. Samples on ice, cooling process has begun

Cooler Temp Corrected (°C): 3.1

USDA Regulated Soil (☑ N/A, water sample)

Did samples originate in a quarantine zone within the United States: CA, NY, or SC (check maps)? ☐ Yes ☐ No

Did samples originate from a foreign source (internationally, including Hawaii and Puerto Rico)? ☐ Yes ☐ No

				Comments/Discrepancy:
Chain of Custody Present?	☑ Yes	☐ No	☐ N/A	1.
Samples Arrived within Hold Time?	☑ Yes	☐ No	☐ N/A	2.
Short Hold Time Analysis (<72 hr.)?	☐ Yes	☑ No	☐ N/A	3.
Rush Turn Around Time Requested?	☑ Yes	☐ No	☐ N/A	4.
Sufficient Volume?	☑ Yes	☐ No	☐ N/A	5.
Correct Containers Used?	☑ Yes	☐ No	☐ N/A	6.
-Pace Containers Used?	☑ Yes	☐ No	☐ N/A	
Containers Intact?	☑ Yes	☐ No	☐ N/A	7.
Dissolved analysis: Samples Field Filtered?	☐ Yes	☐ No	☐ N/A	8.
Sample Labels Match COC? -Includes Date/Time/ID/Analysis Matrix: WT	☑ Yes	☐ No	☐ N/A	9.
Headspace in VOA Vials (>5-6mm)?	☐ Yes	☑ No	☐ N/A	10.
Trip Blank Present?	☑ Yes	☐ No	☐ N/A	11.
Trip Blank Custody Seals Present?	☑ Yes	☐ No	☐ N/A	

COMMENTS/SAMPLE DISCREPANCY

Field Data Required? ☐ Yes ☐ No

Lot ID of split containers:

CLIENT NOTIFICATION/RESOLUTION

Person contacted: _____ Date/Time: _____

Project Manager SCURF Review: _____ **Date:** _____

Project Manager SRF Review: _____ **Date:** _____

***Check mark top half of box if pH and/or dechlorination is verified and within the acceptance range for preservation samples.**

Exceptions: VOA, Coliform, TOC, Oil and Grease, DRO/8015 (water) DOC, LLHg

****Bottom half of box is to list number of bottles**

Project # WO#: 92590778

PM: BV Due Date: 03/04/22

CLIENT: 92-AECOM CHA

Item#	BP4U-125 mL Plastic Unpreserved (N/A) (Cl-)	BP3U-250 mL Plastic Unpreserved (N/A)	BP2U-500 mL Plastic Unpreserved (N/A)	BP1U-1 liter Plastic Unpreserved (N/A)	BP4S-125 mL Plastic H2SO4 (pH < 2) (Cl-)	BP3N-250 mL plastic HNO3 (pH < 2)	BP4Z-125 mL Plastic ZN Acetate & NaOH (>9)	BP4B-125 mL Plastic NaOH (pH > 12) (Cl-)	WGFU-Wide-mouthed Glass jar Unpreserved	AG1U-1 liter Amber Unpreserved (N/A) (Cl-)	AG1H-1 liter Amber HCl (pH < 2)	AG3U-250 mL Amber Unpreserved (N/A) (Cl-)	AG1S-1 liter Amber H2SO4 (pH < 2)	AG3S-250 mL Amber H2SO4 (pH < 2)	AG3A(DG3A)-250 mL Amber NH4Cl (N/A)(Cl-)	DG9H-40 mL VOA HCl (N/A)	VG9T-40 mL VOA Na2S2O3 (N/A)	VG9U-40 mL VOA Unpreserved (N/A)	DG9P-40 mL VOA H3PO4 (N/A)	VOAK (3 vials per kit)-5035 kit (N/A)	V/GK(3 vials per kit)-VPH/Gas kit (N/A)	SP5T-125 mL Sterile Plastic (N/A – lab)	SP2T-250 mL Sterile Plastic (N/A – lab)		BP3A-250 mL Plastic (NH2)2SO4 (9.3-9.7)	AG0U-100 mL Amber Unpreserved vials (N/A)	VSGU-20 mL Scintillation vials (N/A)	DG9U-40 mL Amber Unpreserved vials (N/A)
1						✓										7												
2						✓										7												
3						✓										7												
4						✓										7												
5						✓										7												
6						✓										7												
7						✓										7												
8						✓										7												
9						✓										7												
10						✓										7												
11						✓										7												
12						✓										7												

pH Adjustment Log for Preserved Samples

Sample ID	Type of Preservative	pH upon receipt	Date preservation adjusted	Time preservation adjusted	Amount of Preservative added	Lot #

Note: Whenever there is a discrepancy affecting North Carolina compliance samples, a copy of this form will be sent to the North Carolina DEHNR Certification Office (i.e. Out of hold, incorrect preservative, out of temp, incorrect containers.

Pace Analytical®	Document Name: Sample Condition Upon Receipt (SCUR)	Document Revised: November 15, 2021 Page 2 of 2
	Document No.: F-CAR-CS-033-Rev.08	Issuing Authority: Pace Carolinas Quality Office

***Check mark top half of box if pH and/or dechlorination is verified and within the acceptance range for preservation samples.**

Exceptions: VOA, Coliform, TOC, Oil and Grease, DRO/8015 (water) DOC, LLHg

****Bottom half of box is to list number of bottles**

Project #

Item#	BP4U-125 mL Plastic Unpreserved (N/A) (Cl-)	BP3U-250 mL Plastic Unpreserved (N/A)	BP2U-500 mL Plastic Unpreserved (N/A)	BP1U-1 liter Plastic Unpreserved (N/A)	BP4S-125 mL Plastic H2SO4 (pH < 2) (Cl-)	BP3N-250 mL plastic HNO3 (pH < 2)	BP4Z-125 mL Plastic ZN Acetate & NaOH (>9)	BP4B-125 mL Plastic NaOH (pH > 12) (Cl-)	WGFU-Wide-mouthed Glass jar Unpreserved	AG1U-1 liter Amber Unpreserved (N/A) (Cl-)	AG1H-1 liter Amber HCl (pH < 2)	AG3U-250 mL Amber Unpreserved (N/A) (Cl-)	AG1S-1 liter Amber H2SO4 (pH < 2)	AG3S-250 mL Amber H2SO4 (pH < 2)	AG3A(DG3A)-250 mL Amber NH4Cl (N/A)(Cl-)	DG9H-40 mL VOA HCl (N/A)	VG9T-40 mL VOA Na2S2O3 (N/A)	VG9U-40 mL VOA Unpreserved (N/A)	DG9P-40 mL VOA H3PO4 (N/A)	VOAK (3 vials per kit)-5035 kit (N/A)	V/GK (3 vials per kit)-VPH/Gas kit (N/A)	SP5T-125 mL Sterile Plastic (N/A – lab)	SP2T-250 mL Sterile Plastic (N/A – lab)		BP3A-250 mL Plastic (NH2)2SO4 (9.3-9.7)	AG0U-100 mL Amber Unpreserved vials (N/A)	VSGU-20 mL Scintillation vials (N/A)	DG9U-40 mL Amber Unpreserved vials (N/A)
1																7												
2																7												
3																7												
4																7												
5																7												
6																7												
7																7												
8																7												
9																7												
10																7												
11																7												
12																2												

pH Adjustment Log for Preserved Samples

Sample ID	Type of Preservative	pH upon receipt	Date preservation adjusted	Time preservation adjusted	Amount of Preservative added	Lot #

Note: Whenever there is a discrepancy affecting North Carolina compliance samples, a copy of this form will be sent to the North Carolina DEHNR Certification Office (i.e. Out of hold, incorrect preservative, out of temp, incorrect containers.

Pace Analytical®	Document Name: Sample Condition Upon Receipt (SCUR)	Document Revised: November 15, 2021 Page 2 of 2
	Document No.: F-CAR-CS-033-Rev.08	Issuing Authority: Pace Carolinas Quality Office

***Check mark top half of box if pH and/or dechlorination is verified and within the acceptance range for preservation samples.**

Exceptions: VOA, Coliform, TOC, Oil and Grease, DRO/8015 (water) DOC, LLHg

****Bottom half of box is to list number of bottles**

Project #

Item#	BP4U-125 mL Plastic Unpreserved (N/A) (Cl-)	BP3U-250 mL Plastic Unpreserved (N/A)	BP2U-500 mL Plastic Unpreserved (N/A)	BP1U-1 liter Plastic Unpreserved (N/A)	BP4S-125 mL Plastic H2SO4 (pH < 2) (Cl-)	BP3N-250 mL plastic HNO3 (pH < 2)	BP4Z-125 mL Plastic ZN Acetate & NaOH (>9)	BP4B-125 mL Plastic NaOH (pH > 12) (Cl-)	WGFU-Wide-mouthed Glass jar Unpreserved	AG1U-1 liter Amber Unpreserved (N/A) (Cl-)	AG1H-1 liter Amber HCl (pH < 2)	AG3U-250 mL Amber Unpreserved (N/A) (Cl-)	AG1S-1 liter Amber H2SO4 (pH < 2)	AG3S-250 mL Amber H2SO4 (pH < 2)	AG3A(DG3A)-250 mL Amber NH4Cl (N/A)(Cl-)	DG9H-40 mL VOA HCl (N/A)	VG9T-40 mL VOA Na2S2O3 (N/A)	VG9U-40 mL VOA Unpreserved (N/A)	DG9P-40 mL VOA H3PO4 (N/A)	VOAK (3 vials per kit)-5035 kit (N/A)	V/GK (3 vials per kit)-VPH/Gas kit (N/A)	SP5T-125 mL Sterile Plastic (N/A – lab)	SP2T-250 mL Sterile Plastic (N/A – lab)		BP3A-250 mL Plastic (NH2)2SO4 (9.3-9.7)	AGOU-100 mL Amber Unpreserved vials (N/A)	VSGU-20 mL Scintillation vials (N/A)	DG9U-40 mL Amber Unpreserved vials (N/A)
1						✓										7												
2																												
3																												
4																												
5																												
6																												
7																												
8																												
9																												
10																												
11																												
12																												

pH Adjustment Log for Preserved Samples

Sample ID	Type of Preservative	pH upon receipt	Date preservation adjusted	Time preservation adjusted	Amount of Preservative added	Lot #

Note: Whenever there is a discrepancy affecting North Carolina compliance samples, a copy of this form will be sent to the North Carolina DEHNR Certification Office (i.e. Out of hold, incorrect preservative, out of temp, incorrect containers.

Green

Pace Analytical
WWW.PACELABS.COM

CHAIN-OF-CUSTODY / Analytical Request Document

The Chain-of-Custody is a LEGAL DOCUMENT. All relevant fields must be completed accurately.

Submitting a sample via this chain of custody constitutes acknowledgment and acceptance of the Pace Terms and Conditions found at https://info.pacelabs.com/hubfs/pas-standard-terms.pdf.

Page : 1 Of 30

Section A Required Client Information:	Section B Required Project Information:	Section C Invoice Information:
Company: AECOM	Report To: Andrew Wreschnig	Attention:
Address: 6000 Fairview Road	Copy To:	Company Name:
Suite 200, Charlotte, NC 28226		Address:
Email: andrew.wreschnig@aecom.com	Purchase Order #:	Pace Quote:
Phone: (704)522-0330 Fax:	Project Name: CPC Huntersville ~~60639876~~	Pace Project Manager: bonnie.vang@pacelabs.com,
Requested Due Date: 3-Day TAT	Project #: 60674236	Pace Profile #: 12518-3

Regulatory Agency	State / Location
	NC

Requested Analysis Filtered (Y/N)

ITEM #	SAMPLE ID (One Character per box. (A-Z, 0-9 / , -) Sample Ids must be unique)	MATRIX CODE (see valid codes to left)	SAMPLE TYPE (G=GRAB C=COMP)	COLLECTED START DATE	COLLECTED START TIME	COLLECTED END DATE	COLLECTED END TIME	SAMPLE TEMP AT COLLECTION	# OF CONTAINERS	Preservatives: Unpreserved	H2SO4	HNO3	HCl	NaOH	Na2S2O3	Methanol	Other	Analyses Test (Y/N): 6200 VPH	Lead; Total	Trip BLANK	DI Water	Residual Chlorine (Y/N)	02590778
1	MW-28	WT	G	3/1/22	0950				8			1	7										001
2	MW-77				1000																		002
3	MW-82				1040																		003
4	MW-79D				1055																		004
5	MW-78				1005																		005
6	MW-17				1110																		006
7	DUP-1-20220301				--																		007
8	MW-79				1130																		008
9	MW-31D				1200																		009
10	MW-23				1215																		010
11	MW-21				1335																		011
12	MW-19				1525																		012

ADDITIONAL COMMENTS	RELINQUISHED BY / AFFILIATION	DATE	TIME	ACCEPTED BY / AFFILIATION	DATE	TIME	SAMPLE CONDITIONS
3-Day TAT	Mike deKatelowski / AECOM	3/1/22	1630	J B Pace HVL	3/1/22	1630	3.1

SAMPLER NAME AND SIGNATURE			
PRINT Name of SAMPLER:	Mike deKatelowski		
SIGNATURE of SAMPLER:	Mike deKatelowski	DATE Signed:	3/1/22

TEMP in C	Received on Ice (Y/N)	Custody Sealed Cooler (Y/N)	Samples Intact (Y/N)

Pace Analytical
WWW.PACELABS.COM

CHAIN-OF-CUSTODY / Analytical Request Document

The Chain-of-Custody is a LEGAL DOCUMENT. All relevant fields must be completed accurately.

Submitting a sample via this chain of custody constitutes acknowledgment and acceptance of the Pace Terms and Conditions found at https://info.pacelabs.com/hubfs/pas-standard-terms.pdf.

Page : 2 Of 3

Section A — Required Client Information:

Company:	AECOM
Address:	6000 Fairview Road
	Suite 200, Charlotte, NC 28226
Email:	andrew.wreschnig@aecom.com
Phone:	(704)522-0330 Fax:
Requested Due Date:	3 Day TAT

Section B — Required Project Information:

Report To:	Andrew Wreschnig
Copy To:	
Purchase Order #:	
Project Name:	CPC Huntersville 60639876
Project #:	60674226

Section C — Invoice Information:

Attention:	
Company Name:	
Address:	
Pace Quote:	
Pace Project Manager:	bonnie.vang@pacelabs.com,
Pace Profile #:	12518-3

Regulatory Agency	State / Location
	NC

MATRIX CODE: Drinking Water DW; Water WT; Waste Water WW; Product P; Soil/Solid SL; Oil OL; Wipe WP; Air AR; Other OT; Tissue TS

Requested Analysis Filtered (Y/N)

ITEM #	SAMPLE ID (One Character per box. (A-Z, 0-9 / , -) Sample Ids must be unique)	MATRIX CODE (see valid codes to left)	SAMPLE TYPE (G=GRAB C=COMP)	COLLECTED START DATE	COLLECTED START TIME	COLLECTED END DATE	COLLECTED END TIME	SAMPLE TEMP AT COLLECTION	# OF CONTAINERS	Unpreserved	H2SO4	HNO3	HCl	NaOH	Na2S2O3	Methanol	Other	Analyses Test Y/N	6200	VPH	Lead, Total	Trip BLANK	DI Water	Residual Chlorine (Y/N)	92590778
1	MW-84	WT	G	3/1/22	1525				8			1	7						X	X	X				013
2	MW-16D				1420																				014
3	MW-83				1250																				015
4	MW-16				1340																				016
5	MW-81				1520																				017
6	MW-80				1355																				018
7	MW-31				1240																				019
8	EB-2-20220301				1245																				020
9	EB-1-20220301				1550																				021
10	FB-1-20220301				1455				7				7						X	X					022
11	FB-2-20220301				1600				7				7						X	X					023
12	Trip Blank	Lab	Provided						4													X			024

ADDITIONAL COMMENTS	RELINQUISHED BY / AFFILIATION	DATE	TIME	ACCEPTED BY / AFFILIATION	DATE	TIME	SAMPLE CONDITIONS
3 Day TAT	BOA / AECOM	3/1/22	1630	JB Pace HVL	3/1/22	1630	

SAMPLER NAME AND SIGNATURE

PRINT Name of SAMPLER: Andrew O'malia

SIGNATURE of SAMPLER: [signature] DATE Signed: 3/1/22

TEMP in C	Received on Ice (Y/N)	Custody Sealed Cooler (Y/N)	Samples Intact (Y/N)

Pace Analytical
WWW.PACELABS.COM

CHAIN-OF-CUSTODY / Analytical Request Document

The Chain-of-Custody is a LEGAL DOCUMENT. All relevant fields must be completed accurately.

Submitting a sample via this chain of custody constitutes acknowledgment and acceptance of the Pace Terms and Conditions found at https://info.pacelabs.com/hubfs/pas-standard-terms.pdf.

Page : 3 Of 3

Section A — Required Client Information:

Company:	AECOM
Address:	6000 Fairview Road
	Suite 200, Charlotte, NC 28226
Email:	andrew.wreschnig@aecom.com
Phone:	(704)522-0330 Fax:
Requested Due Date:	3-Day TAT

Section B — Required Project Information:

Report To:	Andrew Wreschnig
Copy To:	
Purchase Order #:	
Project Name:	CPC Huntersville 60639876
Project #:	60674226

Section C — Invoice Information:

Attention:	
Company Name:	
Address:	
Pace Quote:	
Pace Project Manager:	bonnie.vang@pacelabs.com,
Pace Profile #:	12518-3

Regulatory Agency	State / Location
	NC

SAMPLE ID
One Character per box.
(A-Z, 0-9 / , -)
Sample Ids must be unique

MATRIX	CODE
Drinking Water	DW
Water	WT
Waste Water	WW
Product	P
Soil/Solid	SL
Oil	OL
Wipe	WP
Air	AR
Other	OT
Tissue	TS

ITEM #	SAMPLE ID	MATRIX CODE (see valid codes to left)	SAMPLE TYPE (G=GRAB C=COMP)	COLLECTED START DATE	COLLECTED START TIME	COLLECTED END DATE	COLLECTED END TIME	SAMPLE TEMP AT COLLECTION	# OF CONTAINERS	Unpreserved	H2SO4	HNO3	HCl	NaOH	Na2S2O3	Methanol	Other	Analyses Test Y/N	6200	VPH	Lead; Total	Trip BLANK	DI Water	Residual Chlorine (Y/N)	92590778
1	MW-81D				1410																				025
2																									
3																									
4																									
5																									
6																									
7																									
8																									
9																									
10																									
11																									
12																									

ADDITIONAL COMMENTS	RELINQUISHED BY / AFFILIATION	DATE	TIME	ACCEPTED BY / AFFILIATION	DATE	TIME	SAMPLE CONDITIONS
3 day TAT	AOi / AECOM	3/1/22	1630	JB pace HVL	3/1/22	1630	

SAMPLER NAME AND SIGNATURE

PRINT Name of SAMPLER: Andrew Omalia

SIGNATURE of SAMPLER: AOi

DATE Signed: 3/1/22

TEMP in C	Received on Ice (Y/N)	Custody Sealed Cooler (Y/N)	Samples Intact (Y/N)

Pace Analytical Services, LLC
9800 Kincey Ave. Suite 100
Huntersville, NC 28078
(704)875-9092

March 04, 2022

Andrew Wreschnig
AECOM
6000 Fairview Road
Suite 200
Charlotte, NC 28210

RE: Project: CPC Huntersville-60674226
Pace Project No.: 92590780

Dear Andrew Wreschnig:

Enclosed are the analytical results for sample(s) received by the laboratory on March 01, 2022. The results relate only to the samples included in this report. Results reported herein conform to the applicable TNI/NELAC Standards and the laboratory's Quality Manual, where applicable, unless otherwise noted in the body of the report.

The test results provided in this final report were generated by each of the following laboratories within the Pace Network:

- Pace Analytical Services - Asheville
- Pace Analytical Services - Charlotte

If you have any questions concerning this report, please feel free to contact me.

Sincerely,

Bonnie Vang

Bonnie Vang
bonnie.vang@pacelabs.com
(704)875-9092
Project Manager

Enclosures

cc: Teresa Amentt Jennings, AECOM
Jeff Morrison, Colonial Pipeline Company

This report shall not be reproduced, except in full,
without the written consent of Pace Analytical Services, LLC.

Pace Analytical Services, LLC
9800 Kincey Ave. Suite 100
Huntersville, NC 28078
(704)875-9092

CERTIFICATIONS

Project:	CPC Huntersville-60674226
Pace Project No.:	92590780

Pace Analytical Services Charlotte

South Carolina Laboratory ID: 99006
9800 Kincey Ave. Ste 100, Huntersville, NC 28078
North Carolina Drinking Water Certification #: 37706
North Carolina Field Services Certification #: 5342
North Carolina Wastewater Certification #: 12
South Carolina Laboratory ID: 99006
South Carolina Certification #: 99006001
South Carolina Drinking Water Cert. #: 99006003
Florida/NELAP Certification #: E87627
Kentucky UST Certification #: 84
Louisiana DoH Drinking Water #: LA029
Virginia/VELAP Certification #: 460221

Pace Analytical Services Asheville

2225 Riverside Drive, Asheville, NC 28804
Florida/NELAP Certification #: E87648
North Carolina Drinking Water Certification #: 37712
North Carolina Wastewater Certification #: 40
South Carolina Laboratory ID: 99030
South Carolina Certification #: 99030001
Virginia/VELAP Certification #: 460222

This report shall not be reproduced, except in full,
without the written consent of Pace Analytical Services, LLC.

Pace Analytical Services, LLC
9800 Kincey Ave. Suite 100
Huntersville, NC 28078
(704)875-9092

SAMPLE SUMMARY

Project: CPC Huntersville-60674226
Pace Project No.: 92590780

Lab ID	Sample ID	Matrix	Date Collected	Date Received
92590780001	**MW-62D**	Water	03/01/22 09:25	03/01/22 16:30

This report shall not be reproduced, except in full,
without the written consent of Pace Analytical Services, LLC.

Pace Analytical Services, LLC
9800 Kincey Ave. Suite 100
Huntersville, NC 28078
(704)875-9092

SAMPLE ANALYTE COUNT

Project: CPC Huntersville-60674226
Pace Project No.: 92590780

Lab ID	Sample ID	Method	Analysts	Analytes Reported	Laboratory
92590780001	**MW-62D**	MADEP VPH	MAD	6	PASI-C
		EPA 6020B	CRW	1	PASI-A
		SM 6200B	BSH	63	PASI-C

PASI-A = Pace Analytical Services - Asheville
PASI-C = Pace Analytical Services - Charlotte

This report shall not be reproduced, except in full,
without the written consent of Pace Analytical Services, LLC.

Pace Analytical Services, LLC
9800 Kincey Ave. Suite 100
Huntersville, NC 28078
(704)875-9092

ANALYTICAL RESULTS

Project: CPC Huntersville-60674226
Pace Project No.: 92590780

Sample: MW-62D **Lab ID: 92590780001** Collected: 03/01/22 09:25 Received: 03/01/22 16:30 Matrix: Water

Parameters	Results	Units	Report Limit	MDL	DF	Prepared	Analyzed	CAS No.	Qual
VPH NC Water	Analytical Method: MADEP VPH								
	Pace Analytical Services - Charlotte								
Total VPH (C5-C12)	ND	ug/L	50.0	50.0	1		03/04/22 01:44		N2
Aliphatic (C05-C08)	ND	ug/L	50.0	50.0	1		03/04/22 01:44		N2
Aliphatic(C09-C12) Adjusted	ND	ug/L	50.0	50.0	1		03/04/22 01:44		N2
Aromatic (C09-C10)	ND	ug/L	50.0	50.0	1		03/04/22 01:44		N2
Surrogates									
4-Bromofluorobenzene (FID) (S)	97	%	70-130		1		03/04/22 01:44	460-00-4	
4-Bromofluorobenzene (PID) (S)	86	%	70-130		1		03/04/22 01:44	460-00-4	
6020 MET ICPMS	Analytical Method: EPA 6020B Preparation Method: EPA 3010A								
	Pace Analytical Services - Asheville								
Lead	**0.12J**	ug/L	5.0	0.077	1	03/02/22 11:49	03/02/22 20:59	7439-92-1	
6200B MSV	Analytical Method: SM 6200B								
	Pace Analytical Services - Charlotte								
Benzene	ND	ug/L	0.50	0.34	1		03/02/22 22:27	71-43-2	
Bromobenzene	ND	ug/L	0.50	0.29	1		03/02/22 22:27	108-86-1	
Bromochloromethane	ND	ug/L	0.50	0.47	1		03/02/22 22:27	74-97-5	
Bromodichloromethane	ND	ug/L	0.50	0.31	1		03/02/22 22:27	75-27-4	
Bromoform	ND	ug/L	0.50	0.34	1		03/02/22 22:27	75-25-2	
Bromomethane	ND	ug/L	5.0	1.7	1		03/02/22 22:27	74-83-9	
n-Butylbenzene	ND	ug/L	0.50	0.49	1		03/02/22 22:27	104-51-8	
sec-Butylbenzene	ND	ug/L	0.50	0.40	1		03/02/22 22:27	135-98-8	
tert-Butylbenzene	ND	ug/L	0.50	0.32	1		03/02/22 22:27	98-06-6	
Carbon tetrachloride	ND	ug/L	0.50	0.33	1		03/02/22 22:27	56-23-5	
Chlorobenzene	ND	ug/L	0.50	0.28	1		03/02/22 22:27	108-90-7	
Chloroethane	ND	ug/L	1.0	0.65	1		03/02/22 22:27	75-00-3	
Chloroform	ND	ug/L	0.50	0.35	1		03/02/22 22:27	67-66-3	
Chloromethane	ND	ug/L	1.0	0.54	1		03/02/22 22:27	74-87-3	
2-Chlorotoluene	ND	ug/L	0.50	0.32	1		03/02/22 22:27	95-49-8	
4-Chlorotoluene	ND	ug/L	0.50	0.32	1		03/02/22 22:27	106-43-4	
1,2-Dibromo-3-chloropropane	ND	ug/L	1.0	0.34	1		03/02/22 22:27	96-12-8	
Dibromochloromethane	ND	ug/L	0.50	0.36	1		03/02/22 22:27	124-48-1	
1,2-Dibromoethane (EDB)	ND	ug/L	0.50	0.27	1		03/02/22 22:27	106-93-4	
Dibromomethane	ND	ug/L	0.50	0.39	1		03/02/22 22:27	74-95-3	
1,2-Dichlorobenzene	ND	ug/L	0.50	0.34	1		03/02/22 22:27	95-50-1	
1,3-Dichlorobenzene	ND	ug/L	0.50	0.34	1		03/02/22 22:27	541-73-1	
1,4-Dichlorobenzene	ND	ug/L	0.50	0.33	1		03/02/22 22:27	106-46-7	
Dichlorodifluoromethane	ND	ug/L	0.50	0.35	1		03/02/22 22:27	75-71-8	
1,1-Dichloroethane	ND	ug/L	0.50	0.37	1		03/02/22 22:27	75-34-3	
1,2-Dichloroethane	ND	ug/L	0.50	0.32	1		03/02/22 22:27	107-06-2	
1,1-Dichloroethene	ND	ug/L	0.50	0.35	1		03/02/22 22:27	75-35-4	
cis-1,2-Dichloroethene	ND	ug/L	0.50	0.38	1		03/02/22 22:27	156-59-2	
trans-1,2-Dichloroethene	ND	ug/L	0.50	0.40	1		03/02/22 22:27	156-60-5	
1,2-Dichloropropane	ND	ug/L	0.50	0.36	1		03/02/22 22:27	78-87-5	
1,3-Dichloropropane	ND	ug/L	0.50	0.28	1		03/02/22 22:27	142-28-9	

This report shall not be reproduced, except in full,
without the written consent of Pace Analytical Services, LLC.

Pace Analytical Services, LLC
9800 Kincey Ave. Suite 100
Huntersville, NC 28078
(704)875-9092

ANALYTICAL RESULTS

Project: CPC Huntersville-60674226
Pace Project No.: 92590780

Sample: MW-62D **Lab ID: 92590780001** Collected: 03/01/22 09:25 Received: 03/01/22 16:30 Matrix: Water

Parameters	Results	Units	Report Limit	MDL	DF	Prepared	Analyzed	CAS No.	Qual
6200B MSV	Analytical Method: SM 6200B								
	Pace Analytical Services - Charlotte								
2,2-Dichloropropane	ND	ug/L	0.50	0.39	1		03/02/22 22:27	594-20-7	
1,1-Dichloropropene	ND	ug/L	0.50	0.43	1		03/02/22 22:27	563-58-6	
cis-1,3-Dichloropropene	ND	ug/L	0.50	0.36	1		03/02/22 22:27	10061-01-5	
trans-1,3-Dichloropropene	ND	ug/L	0.50	0.36	1		03/02/22 22:27	10061-02-6	
Diisopropyl ether	ND	ug/L	0.50	0.31	1		03/02/22 22:27	108-20-3	
Ethylbenzene	ND	ug/L	0.50	0.30	1		03/02/22 22:27	100-41-4	
Hexachloro-1,3-butadiene	ND	ug/L	2.0	1.5	1		03/02/22 22:27	87-68-3	
Isopropylbenzene (Cumene)	ND	ug/L	0.50	0.33	1		03/02/22 22:27	98-82-8	
Methylene Chloride	ND	ug/L	2.0	2.0	1		03/02/22 22:27	75-09-2	
Methyl-tert-butyl ether	ND	ug/L	0.50	0.42	1		03/02/22 22:27	1634-04-4	
Naphthalene	ND	ug/L	2.0	0.64	1		03/02/22 22:27	91-20-3	
n-Propylbenzene	ND	ug/L	0.50	0.34	1		03/02/22 22:27	103-65-1	
Styrene	ND	ug/L	0.50	0.29	1		03/02/22 22:27	100-42-5	
1,1,1,2-Tetrachloroethane	ND	ug/L	0.50	0.31	1		03/02/22 22:27	630-20-6	
1,1,2,2-Tetrachloroethane	ND	ug/L	0.50	0.22	1		03/02/22 22:27	79-34-5	
Tetrachloroethene	ND	ug/L	0.50	0.29	1		03/02/22 22:27	127-18-4	
Toluene	ND	ug/L	0.50	0.48	1		03/02/22 22:27	108-88-3	
1,2,3-Trichlorobenzene	ND	ug/L	2.0	0.81	1		03/02/22 22:27	87-61-6	
1,2,4-Trichlorobenzene	ND	ug/L	2.0	0.64	1		03/02/22 22:27	120-82-1	
1,1,1-Trichloroethane	ND	ug/L	0.50	0.33	1		03/02/22 22:27	71-55-6	
1,1,2-Trichloroethane	ND	ug/L	0.50	0.32	1		03/02/22 22:27	79-00-5	
Trichloroethene	ND	ug/L	0.50	0.38	1		03/02/22 22:27	79-01-6	
Trichlorofluoromethane	ND	ug/L	1.0	0.30	1		03/02/22 22:27	75-69-4	
1,2,3-Trichloropropane	ND	ug/L	0.50	0.26	1		03/02/22 22:27	96-18-4	
1,2,4-Trimethylbenzene	ND	ug/L	0.50	0.50	1		03/02/22 22:27	95-63-6	
1,3,5-Trimethylbenzene	ND	ug/L	0.50	0.33	1		03/02/22 22:27	108-67-8	
Vinyl chloride	ND	ug/L	1.0	0.39	1		03/02/22 22:27	75-01-4	
m&p-Xylene	ND	ug/L	1.0	0.71	1		03/02/22 22:27	179601-23-1	
o-Xylene	ND	ug/L	0.50	0.34	1		03/02/22 22:27	95-47-6	
Surrogates									
1,2-Dichloroethane-d4 (S)	90	%	70-130		1		03/02/22 22:27	17060-07-0	
4-Bromofluorobenzene (S)	98	%	70-130		1		03/02/22 22:27	460-00-4	
Toluene-d8 (S)	101	%	70-130		1		03/02/22 22:27	2037-26-5	

This report shall not be reproduced, except in full,
without the written consent of Pace Analytical Services, LLC.

Pace Analytical Services, LLC
9800 Kincey Ave. Suite 100
Huntersville, NC 28078
(704)875-9092

QUALITY CONTROL DATA

Project: CPC Huntersville-60674226
Pace Project No.: 92590780

QC Batch: 682385
QC Batch Method: MADEP VPH
Analysis Method: MADEP VPH
Analysis Description: VPH NC Water
Laboratory: Pace Analytical Services - Charlotte
Associated Lab Samples: 92590780001

METHOD BLANK: 3569480
Matrix: Water
Associated Lab Samples: 92590780001

Parameter	Units	Blank Result	Reporting Limit	MDL	Analyzed	Qualifiers
Aliphatic (C05-C08)	ug/L	ND	50.0	50.0	03/03/22 16:09	N2
Aromatic (C09-C10)	ug/L	ND	50.0	50.0	03/03/22 16:09	N2
4-Bromofluorobenzene (FID) (S)	%	91	70-130		03/03/22 16:09	
4-Bromofluorobenzene (PID) (S)	%	82	70-130		03/03/22 16:09	

LABORATORY CONTROL SAMPLE & LCSD: 3569481 3569482

Parameter	Units	Spike Conc.	LCS Result	LCSD Result	LCS % Rec	LCSD % Rec	% Rec Limits	RPD	Max RPD	Qualifiers
Aliphatic (C05-C08)	ug/L	300	275	270	92	90	70-130	2	25	N2
Aromatic (C09-C10)	ug/L	100	97.2	99.4	97	99	70-130	2	25	N2
4-Bromofluorobenzene (FID) (S)	%				99	100	70-130			
4-Bromofluorobenzene (PID) (S)	%				89	89	70-130			

Results presented on this page are in the units indicated by the "Units" column except where an alternate unit is presented to the right of the result.

This report shall not be reproduced, except in full,
without the written consent of Pace Analytical Services, LLC.

Pace Analytical Services, LLC
9800 Kincey Ave. Suite 100
Huntersville, NC 28078
(704)875-9092

QUALITY CONTROL DATA

Project: CPC Huntersville-60674226
Pace Project No.: 92590780

QC Batch: 681875
QC Batch Method: EPA 3010A
Analysis Method: EPA 6020B
Analysis Description: 6020 MET
Laboratory: Pace Analytical Services - Asheville
Associated Lab Samples: 92590780001

METHOD BLANK: 3566600 Matrix: Water
Associated Lab Samples: 92590780001

Parameter	Units	Blank Result	Reporting Limit	MDL	Analyzed	Qualifiers
Lead	ug/L	ND	5.0	0.077	03/02/22 19:11	

LABORATORY CONTROL SAMPLE: 3566601

Parameter	Units	Spike Conc.	LCS Result	LCS % Rec	% Rec Limits	Qualifiers
Lead	ug/L	50	50.0	100	80-120	

MATRIX SPIKE & MATRIX SPIKE DUPLICATE: 3566602 3566603

Parameter	Units	92590778001 Result	MS Spike Conc.	MSD Spike Conc.	MS Result	MSD Result	MS % Rec	MSD % Rec	% Rec Limits	RPD	Max RPD	Qual
Lead	ug/L	2.6J	50	50	54.4	53.1	104	101	75-125	2	20	

Results presented on this page are in the units indicated by the "Units" column except where an alternate unit is presented to the right of the result.

This report shall not be reproduced, except in full,
without the written consent of Pace Analytical Services, LLC.

Pace Analytical Services, LLC
9800 Kincey Ave. Suite 100
Huntersville, NC 28078
(704)875-9092

QUALITY CONTROL DATA

Project: CPC Huntersville-60674226
Pace Project No.: 92590780

QC Batch: 681849
QC Batch Method: SM 6200B
Analysis Method: SM 6200B
Analysis Description: 6200B MSV
Laboratory: Pace Analytical Services - Charlotte
Associated Lab Samples: 92590780001

METHOD BLANK: 3566529
Matrix: Water
Associated Lab Samples: 92590780001

Parameter	Units	Blank Result	Reporting Limit	MDL	Analyzed	Qualifiers
1,1,1,2-Tetrachloroethane	ug/L	ND	0.50	0.31	03/02/22 15:00	
1,1,1-Trichloroethane	ug/L	ND	0.50	0.33	03/02/22 15:00	
1,1,2,2-Tetrachloroethane	ug/L	ND	0.50	0.22	03/02/22 15:00	
1,1,2-Trichloroethane	ug/L	ND	0.50	0.32	03/02/22 15:00	
1,1-Dichloroethane	ug/L	ND	0.50	0.37	03/02/22 15:00	
1,1-Dichloroethene	ug/L	ND	0.50	0.35	03/02/22 15:00	
1,1-Dichloropropene	ug/L	ND	0.50	0.43	03/02/22 15:00	
1,2,3-Trichlorobenzene	ug/L	ND	2.0	0.81	03/02/22 15:00	
1,2,3-Trichloropropane	ug/L	ND	0.50	0.26	03/02/22 15:00	
1,2,4-Trichlorobenzene	ug/L	ND	2.0	0.64	03/02/22 15:00	
1,2,4-Trimethylbenzene	ug/L	ND	0.50	0.50	03/02/22 15:00	
1,2-Dibromo-3-chloropropane	ug/L	ND	1.0	0.34	03/02/22 15:00	
1,2-Dibromoethane (EDB)	ug/L	ND	0.50	0.27	03/02/22 15:00	
1,2-Dichlorobenzene	ug/L	ND	0.50	0.34	03/02/22 15:00	
1,2-Dichloroethane	ug/L	ND	0.50	0.32	03/02/22 15:00	
1,2-Dichloropropane	ug/L	ND	0.50	0.36	03/02/22 15:00	
1,3,5-Trimethylbenzene	ug/L	ND	0.50	0.33	03/02/22 15:00	
1,3-Dichlorobenzene	ug/L	ND	0.50	0.34	03/02/22 15:00	
1,3-Dichloropropane	ug/L	ND	0.50	0.28	03/02/22 15:00	
1,4-Dichlorobenzene	ug/L	ND	0.50	0.33	03/02/22 15:00	
2,2-Dichloropropane	ug/L	ND	0.50	0.39	03/02/22 15:00	
2-Chlorotoluene	ug/L	ND	0.50	0.32	03/02/22 15:00	
4-Chlorotoluene	ug/L	ND	0.50	0.32	03/02/22 15:00	
Benzene	ug/L	ND	0.50	0.34	03/02/22 15:00	
Bromobenzene	ug/L	ND	0.50	0.29	03/02/22 15:00	
Bromochloromethane	ug/L	ND	0.50	0.47	03/02/22 15:00	
Bromodichloromethane	ug/L	ND	0.50	0.31	03/02/22 15:00	
Bromoform	ug/L	ND	0.50	0.34	03/02/22 15:00	
Bromomethane	ug/L	ND	5.0	1.7	03/02/22 15:00	
Carbon tetrachloride	ug/L	ND	0.50	0.33	03/02/22 15:00	
Chlorobenzene	ug/L	ND	0.50	0.28	03/02/22 15:00	
Chloroethane	ug/L	ND	1.0	0.65	03/02/22 15:00	
Chloroform	ug/L	ND	0.50	0.35	03/02/22 15:00	
Chloromethane	ug/L	ND	1.0	0.54	03/02/22 15:00	
cis-1,2-Dichloroethene	ug/L	ND	0.50	0.38	03/02/22 15:00	
cis-1,3-Dichloropropene	ug/L	ND	0.50	0.36	03/02/22 15:00	
Dibromochloromethane	ug/L	ND	0.50	0.36	03/02/22 15:00	
Dibromomethane	ug/L	ND	0.50	0.39	03/02/22 15:00	
Dichlorodifluoromethane	ug/L	ND	0.50	0.35	03/02/22 15:00	
Diisopropyl ether	ug/L	ND	0.50	0.31	03/02/22 15:00	

Results presented on this page are in the units indicated by the "Units" column except where an alternate unit is presented to the right of the result.

REPORT OF LABORATORY ANALYSIS

This report shall not be reproduced, except in full,
without the written consent of Pace Analytical Services, LLC.

Pace Analytical Services, LLC
9800 Kincey Ave. Suite 100
Huntersville, NC 28078
(704)875-9092

QUALITY CONTROL DATA

Project: CPC Huntersville-60674226
Pace Project No.: 92590780

METHOD BLANK: 3566529 Matrix: Water
Associated Lab Samples: 92590780001

Parameter	Units	Blank Result	Reporting Limit	MDL	Analyzed	Qualifiers
Ethylbenzene	ug/L	ND	0.50	0.30	03/02/22 15:00	
Hexachloro-1,3-butadiene	ug/L	ND	2.0	1.5	03/02/22 15:00	
Isopropylbenzene (Cumene)	ug/L	ND	0.50	0.33	03/02/22 15:00	
m&p-Xylene	ug/L	ND	1.0	0.71	03/02/22 15:00	
Methyl-tert-butyl ether	ug/L	ND	0.50	0.42	03/02/22 15:00	
Methylene Chloride	ug/L	ND	2.0	2.0	03/02/22 15:00	
n-Butylbenzene	ug/L	ND	0.50	0.49	03/02/22 15:00	
n-Propylbenzene	ug/L	ND	0.50	0.34	03/02/22 15:00	
Naphthalene	ug/L	ND	2.0	0.64	03/02/22 15:00	
o-Xylene	ug/L	ND	0.50	0.34	03/02/22 15:00	
sec-Butylbenzene	ug/L	ND	0.50	0.40	03/02/22 15:00	
Styrene	ug/L	ND	0.50	0.29	03/02/22 15:00	
tert-Butylbenzene	ug/L	ND	0.50	0.32	03/02/22 15:00	
Tetrachloroethene	ug/L	ND	0.50	0.29	03/02/22 15:00	
Toluene	ug/L	ND	0.50	0.48	03/02/22 15:00	
trans-1,2-Dichloroethene	ug/L	ND	0.50	0.40	03/02/22 15:00	
trans-1,3-Dichloropropene	ug/L	ND	0.50	0.36	03/02/22 15:00	
Trichloroethene	ug/L	ND	0.50	0.38	03/02/22 15:00	
Trichlorofluoromethane	ug/L	ND	1.0	0.30	03/02/22 15:00	
Vinyl chloride	ug/L	ND	1.0	0.39	03/02/22 15:00	
1,2-Dichloroethane-d4 (S)	%	90	70-130		03/02/22 15:00	
4-Bromofluorobenzene (S)	%	97	70-130		03/02/22 15:00	
Toluene-d8 (S)	%	102	70-130		03/02/22 15:00	

LABORATORY CONTROL SAMPLE: 3566530

Parameter	Units	Spike Conc.	LCS Result	LCS % Rec	% Rec Limits	Qualifiers
1,1,1,2-Tetrachloroethane	ug/L	50	49.6	99	60-140	
1,1,1-Trichloroethane	ug/L	50	42.9	86	60-140	
1,1,2,2-Tetrachloroethane	ug/L	50	46.2	92	60-140	
1,1,2-Trichloroethane	ug/L	50	44.7	89	60-140	
1,1-Dichloroethane	ug/L	50	41.0	82	60-140	
1,1-Dichloroethene	ug/L	50	40.3	81	60-140	
1,1-Dichloropropene	ug/L	50	48.6	97	60-140	
1,2,3-Trichlorobenzene	ug/L	50	48.8	98	60-140	
1,2,3-Trichloropropane	ug/L	50	44.6	89	60-140	
1,2,4-Trichlorobenzene	ug/L	50	49.7	99	60-140	
1,2,4-Trimethylbenzene	ug/L	50	44.8	90	60-140	
1,2-Dibromo-3-chloropropane	ug/L	50	46.1	92	60-140	
1,2-Dibromoethane (EDB)	ug/L	50	49.3	99	60-140	
1,2-Dichlorobenzene	ug/L	50	47.7	95	60-140	
1,2-Dichloroethane	ug/L	50	41.7	83	60-140	
1,2-Dichloropropane	ug/L	50	46.5	93	60-140	
1,3,5-Trimethylbenzene	ug/L	50	46.4	93	60-140	

Results presented on this page are in the units indicated by the "Units" column except where an alternate unit is presented to the right of the result.

This report shall not be reproduced, except in full,
without the written consent of Pace Analytical Services, LLC.

Pace Analytical Services, LLC
9800 Kincey Ave. Suite 100
Huntersville, NC 28078
(704)875-9092

QUALITY CONTROL DATA

Project: CPC Huntersville-60674226
Pace Project No.: 92590780

LABORATORY CONTROL SAMPLE: 3566530

Parameter	Units	Spike Conc.	LCS Result	LCS % Rec	% Rec Limits	Qualifiers
1,3-Dichlorobenzene	ug/L	50	47.1	94	60-140	
1,3-Dichloropropane	ug/L	50	50.1	100	60-140	
1,4-Dichlorobenzene	ug/L	50	46.8	94	60-140	
2,2-Dichloropropane	ug/L	50	42.0	84	60-140	
2-Chlorotoluene	ug/L	50	46.8	94	60-140	
4-Chlorotoluene	ug/L	50	42.9	86	60-140	
Benzene	ug/L	50	44.5	89	60-140	
Bromobenzene	ug/L	50	48.0	96	60-140	
Bromochloromethane	ug/L	50	43.9	88	60-140	
Bromodichloromethane	ug/L	50	42.2	84	60-140	
Bromoform	ug/L	50	47.1	94	60-140	
Bromomethane	ug/L	50	38.2	76	60-140	
Carbon tetrachloride	ug/L	50	43.6	87	60-140	
Chlorobenzene	ug/L	50	45.4	91	60-140	
Chloroethane	ug/L	50	37.0	74	60-140	
Chloroform	ug/L	50	41.7	83	60-140	
Chloromethane	ug/L	50	38.4	77	60-140	
cis-1,2-Dichloroethene	ug/L	50	40.5	81	60-140	
cis-1,3-Dichloropropene	ug/L	50	46.0	92	60-140	
Dibromochloromethane	ug/L	50	45.8	92	60-140	
Dibromomethane	ug/L	50	46.0	92	60-140	
Dichlorodifluoromethane	ug/L	50	40.3	81	60-140	
Diisopropyl ether	ug/L	50	42.8	86	60-140	
Ethylbenzene	ug/L	50	46.0	92	60-140	
Hexachloro-1,3-butadiene	ug/L	50	49.1	98	60-140	
Isopropylbenzene (Cumene)	ug/L	50	48.0	96	60-140	
m&p-Xylene	ug/L	100	92.5	92	60-140	
Methyl-tert-butyl ether	ug/L	50	47.6	95	60-140	
Methylene Chloride	ug/L	50	41.7	83	60-140	
n-Butylbenzene	ug/L	50	45.1	90	60-140	
n-Propylbenzene	ug/L	50	45.4	91	60-140	
Naphthalene	ug/L	50	47.3	95	60-140	
o-Xylene	ug/L	50	46.6	93	60-140	
sec-Butylbenzene	ug/L	50	45.8	92	60-140	
Styrene	ug/L	50	46.9	94	60-140	
tert-Butylbenzene	ug/L	50	38.4	77	60-140	
Tetrachloroethene	ug/L	50	48.6	97	60-140	
Toluene	ug/L	50	39.5	79	60-140	
trans-1,2-Dichloroethene	ug/L	50	42.5	85	60-140	
trans-1,3-Dichloropropene	ug/L	50	44.1	88	60-140	
Trichloroethene	ug/L	50	46.1	92	60-140	
Trichlorofluoromethane	ug/L	50	37.2	74	60-140	
Vinyl chloride	ug/L	50	40.5	81	60-140	
1,2-Dichloroethane-d4 (S)	%			95	70-130	
4-Bromofluorobenzene (S)	%			96	70-130	
Toluene-d8 (S)	%			93	70-130	

Results presented on this page are in the units indicated by the "Units" column except where an alternate unit is presented to the right of the result.

This report shall not be reproduced, except in full,
without the written consent of Pace Analytical Services, LLC.

Pace Analytical Services, LLC
9800 Kincey Ave. Suite 100
Huntersville, NC 28078
(704)875-9092

QUALITY CONTROL DATA

Project: CPC Huntersville-60674226
Pace Project No.: 92590780

MATRIX SPIKE & MATRIX SPIKE DUPLICATE: 3566531 3566532

Parameter	Units	92590778004 Result	MS Spike Conc.	MSD Spike Conc.	MS Result	MSD Result	MS % Rec	MSD % Rec	% Rec Limits	RPD	Max RPD	Qual
1,1,1,2-Tetrachloroethane	ug/L	ND	20	20	21.5	20.4	107	102	60-140	5	30	
1,1,1-Trichloroethane	ug/L	ND	20	20	20.8	20.0	104	100	60-140	4	30	
1,1,2,2-Tetrachloroethane	ug/L	ND	20	20	19.9	18.9	99	94	60-140	5	30	
1,1,2-Trichloroethane	ug/L	ND	20	20	20.1	19.6	100	98	60-140	2	30	
1,1-Dichloroethane	ug/L	ND	20	20	19.9	19.1	100	96	60-140	4	30	
1,1-Dichloroethene	ug/L	ND	20	20	20.2	19.2	101	96	60-140	5	30	
1,1-Dichloropropene	ug/L	ND	20	20	21.6	20.7	108	103	60-140	4	30	
1,2,3-Trichlorobenzene	ug/L	ND	20	20	21.4	20.3	107	101	60-140	5	30	
1,2,3-Trichloropropane	ug/L	ND	20	20	20.4	19.5	102	97	60-140	4	30	
1,2,4-Trichlorobenzene	ug/L	ND	20	20	21.1	20.3	105	102	60-140	4	30	
1,2,4-Trimethylbenzene	ug/L	ND	20	20	19.2	18.8	96	94	60-140	2	30	
1,2-Dibromo-3-chloropropane	ug/L	ND	20	20	20.0	18.4	100	92	60-140	8	30	
1,2-Dibromoethane (EDB)	ug/L	ND	20	20	21.2	20.1	106	100	60-140	6	30	
1,2-Dichlorobenzene	ug/L	ND	20	20	20.1	19.3	100	96	60-140	4	30	
1,2-Dichloroethane	ug/L	ND	20	20	19.2	18.7	96	93	60-140	3	30	
1,2-Dichloropropane	ug/L	ND	20	20	21.3	20.6	107	103	60-140	3	30	
1,3,5-Trimethylbenzene	ug/L	ND	20	20	20.4	19.3	102	96	60-140	5	30	
1,3-Dichlorobenzene	ug/L	ND	20	20	20.4	19.5	102	98	60-140	4	30	
1,3-Dichloropropane	ug/L	ND	20	20	20.9	20.4	104	102	60-140	2	30	
1,4-Dichlorobenzene	ug/L	ND	20	20	20.0	19.4	100	97	60-140	3	30	
2,2-Dichloropropane	ug/L	ND	20	20	20.4	19.5	102	98	60-140	4	30	
2-Chlorotoluene	ug/L	ND	20	20	20.1	19.2	100	96	60-140	4	30	
4-Chlorotoluene	ug/L	ND	20	20	18.9	18.5	95	92	60-140	2	30	
Benzene	ug/L	ND	20	20	21.1	20.5	105	103	60-140	3	30	
Bromobenzene	ug/L	ND	20	20	21.0	20.4	105	102	60-140	3	30	
Bromochloromethane	ug/L	ND	20	20	20.4	19.7	102	99	60-140	4	30	
Bromodichloromethane	ug/L	ND	20	20	19.5	18.8	98	94	60-140	4	30	
Bromoform	ug/L	ND	20	20	19.2	18.3	96	92	60-140	5	30	
Bromomethane	ug/L	ND	20	20	21.3	21.2	107	106	60-140	1	30	
Carbon tetrachloride	ug/L	ND	20	20	21.1	20.3	106	102	60-140	4	30	
Chlorobenzene	ug/L	ND	20	20	20.8	19.6	104	98	60-140	6	30	
Chloroethane	ug/L	ND	20	20	19.6	19.4	98	97	60-140	1	30	
Chloroform	ug/L	ND	20	20	20.2	19.2	101	96	60-140	5	30	
Chloromethane	ug/L	ND	20	20	18.2	17.3	91	87	60-140	5	30	
cis-1,2-Dichloroethene	ug/L	ND	20	20	20.1	18.8	100	94	60-140	6	30	
cis-1,3-Dichloropropene	ug/L	ND	20	20	20.5	19.6	103	98	60-140	5	30	
Dibromochloromethane	ug/L	ND	20	20	19.1	18.2	95	91	60-140	5	30	
Dibromomethane	ug/L	ND	20	20	21.8	20.9	109	105	60-140	4	30	
Dichlorodifluoromethane	ug/L	ND	20	20	18.5	17.9	92	89	60-140	3	30	
Diisopropyl ether	ug/L	ND	20	20	18.1	17.2	90	86	60-140	5	30	
Ethylbenzene	ug/L	ND	20	20	20.9	20.1	104	100	60-140	4	30	
Hexachloro-1,3-butadiene	ug/L	ND	20	20	24.4	23.3	122	117	60-140	4	30	
Isopropylbenzene (Cumene)	ug/L	ND	20	20	21.7	20.8	108	104	60-140	4	30	
m&p-Xylene	ug/L	ND	40	40	42.5	41.5	105	103	60-140	2	30	

Results presented on this page are in the units indicated by the "Units" column except where an alternate unit is presented to the right of the result.

This report shall not be reproduced, except in full,
without the written consent of Pace Analytical Services, LLC.

Pace Analytical Services, LLC
9800 Kincey Ave. Suite 100
Huntersville, NC 28078
(704)875-9092

QUALITY CONTROL DATA

Project: CPC Huntersville-60674226
Pace Project No.: 92590780

MATRIX SPIKE & MATRIX SPIKE DUPLICATE: 3566531 3566532

Parameter	Units	92590778004 Result	MS Spike Conc.	MSD Spike Conc.	MS Result	MSD Result	MS % Rec	MSD % Rec	% Rec Limits	RPD	Max RPD	Qual
Methyl-tert-butyl ether	ug/L	ND	20	20	19.5	18.6	97	93	60-140	4	30	
Methylene Chloride	ug/L	ND	20	20	18.9	18.2	95	91	60-140	4	30	
n-Butylbenzene	ug/L	ND	20	20	20.1	19.6	100	98	60-140	3	30	
n-Propylbenzene	ug/L	ND	20	20	19.8	19.7	99	98	60-140	1	30	
Naphthalene	ug/L	ND	20	20	19.1	18.0	95	90	60-140	5	30	
o-Xylene	ug/L	ND	20	20	21.2	20.6	105	102	60-140	3	30	
sec-Butylbenzene	ug/L	ND	20	20	21.1	20.1	106	101	60-140	5	30	
Styrene	ug/L	ND	20	20	20.6	19.8	103	99	60-140	4	30	
tert-Butylbenzene	ug/L	ND	20	20	17.3	16.8	86	84	60-140	3	30	
Tetrachloroethene	ug/L	ND	20	20	21.0	20.3	105	102	60-140	3	30	
Toluene	ug/L	3.8	20	20	22.3	21.9	93	91	60-140	2	30	
trans-1,2-Dichloroethene	ug/L	ND	20	20	20.7	20.0	104	100	60-140	4	30	
trans-1,3-Dichloropropene	ug/L	ND	20	20	19.5	18.8	98	94	60-140	4	30	
Trichloroethene	ug/L	ND	20	20	22.0	20.8	110	104	60-140	5	30	
Trichlorofluoromethane	ug/L	ND	20	20	19.2	18.5	96	93	60-140	4	30	
Vinyl chloride	ug/L	ND	20	20	20.2	19.4	99	96	60-140	4	30	
1,2-Dichloroethane-d4 (S)	%						94	96	70-130			
4-Bromofluorobenzene (S)	%						97	97	70-130			
Toluene-d8 (S)	%						94	95	70-130			

Results presented on this page are in the units indicated by the "Units" column except where an alternate unit is presented to the right of the result.

This report shall not be reproduced, except in full,
without the written consent of Pace Analytical Services, LLC.

Pace Analytical Services, LLC
9800 Kincey Ave. Suite 100
Huntersville, NC 28078
(704)875-9092

QUALIFIERS

Project: CPC Huntersville-60674226
Pace Project No.: 92590780

DEFINITIONS

DF - Dilution Factor, if reported, represents the factor applied to the reported data due to dilution of the sample aliquot.

ND - Not Detected at or above adjusted reporting limit.

TNTC - Too Numerous To Count

J - Estimated concentration above the adjusted method detection limit and below the adjusted reporting limit.

MDL - Adjusted Method Detection Limit.

PQL - Practical Quantitation Limit.

RL - Reporting Limit - The lowest concentration value that meets project requirements for quantitative data with known precision and bias for a specific analyte in a specific matrix.

S - Surrogate

1,2-Diphenylhydrazine decomposes to and cannot be separated from Azobenzene using Method 8270. The result for each analyte is a combined concentration.

Consistent with EPA guidelines, unrounded data are displayed and have been used to calculate % recovery and RPD values.

LCS(D) - Laboratory Control Sample (Duplicate)

MS(D) - Matrix Spike (Duplicate)

DUP - Sample Duplicate

RPD - Relative Percent Difference

NC - Not Calculable.

SG - Silica Gel - Clean-Up

U - Indicates the compound was analyzed for, but not detected.

Acid preservation may not be appropriate for 2 Chloroethylvinyl ether.

A separate vial preserved to a pH of 4-5 is recommended in SW846 Chapter 4 for the analysis of Acrolein and Acrylonitrile by EPA Method 8260.

N-Nitrosodiphenylamine decomposes and cannot be separated from Diphenylamine using Method 8270. The result reported for each analyte is a combined concentration.

Reported results are not rounded until the final step prior to reporting. Therefore, calculated parameters that are typically reported as "Total" may vary slightly from the sum of the reported component parameters.

Pace Analytical is TNI accredited. Contact your Pace PM for the current list of accredited analytes.

TNI - The NELAC Institute.

ANALYTE QUALIFIERS

N2	The lab does not hold NELAC/TNI accreditation for this parameter but other accreditations/certifications may apply. A complete list of accreditations/certifications is available upon request.

This report shall not be reproduced, except in full,
without the written consent of Pace Analytical Services, LLC.

Pace Analytical Services, LLC
9800 Kincey Ave. Suite 100
Huntersville, NC 28078
(704)875-9092

QUALITY CONTROL DATA CROSS REFERENCE TABLE

Project: CPC Huntersville-60674226
Pace Project No.: 92590780

Lab ID	Sample ID	QC Batch Method	QC Batch	Analytical Method	Analytical Batch
92590780001	**MW-62D**	MADEP VPH	682385		
92590780001	**MW-62D**	EPA 3010A	681875	EPA 6020B	681935
92590780001	**MW-62D**	SM 6200B	681849		

This report shall not be reproduced, except in full,
without the written consent of Pace Analytical Services, LLC.

Pace Analytical®	Document Name: Sample Condition Upon Receipt (SCUR)	Document Revised: November 15, 2021 Page 1 of 2
	Document No.: F-CAR-CS-033-Rev.08	Issuing Authority: Pace Carolinas Quality Office

Laboratory receiving samples:
Asheville ☐ Eden ☐ Greenwood ☐ Huntersville ☑ Raleigh ☐ Mechanicsville ☐ Atlanta ☐ Kernersville ☐

Sample Condition Upon Receipt

Client Name: AECOM

Project # WO#: 92590780

92590780

Courier: ☐ Commercial ☐ Fed Ex ☐ UPS ☐ USPS ☐ Client ☐ Pace ☐ Other:____

Custody Seal Present? ☐ Yes ☑ No **Seals Intact?** ☐ Yes ☑ No

Date/Initials Person Examining Contents: JB 3/1/22

Packing Material: ☐ Bubble Wrap ☑ Bubble Bags ☐ None ☐ Other

Biological Tissue Frozen? ☐ Yes ☐ No ☑ N/A

Thermometer: ☑ IR Gun ID: 92T064

Type of Ice: ☑ Wet ☐ Blue ☐ None

Cooler Temp: 3.1 **Correction Factor:** Add/Subtract (°C) 0

Temp should be above freezing to 6°C
☐ Samples out of temp criteria. Samples on ice, cooling process has begun

Cooler Temp Corrected (°C): 3.1

USDA Regulated Soil (☑ N/A, water sample)

Did samples originate in a quarantine zone within the United States: CA, NY, or SC (check maps)? ☐ Yes ☐ No

Did samples originate from a foreign source (internationally, including Hawaii and Puerto Rico)? ☐ Yes ☐ No

				Comments/Discrepancy:
Chain of Custody Present?	☑ Yes	☐ No	☐ N/A	1.
Samples Arrived within Hold Time?	☑ Yes	☐ No	☐ N/A	2.
Short Hold Time Analysis (<72 hr.)?	☐ Yes	☑ No	☐ N/A	3.
Rush Turn Around Time Requested?	☑ Yes	☐ No	☐ N/A	4.
Sufficient Volume?	☑ Yes	☐ No	☐ N/A	5.
Correct Containers Used?	☑ Yes	☐ No	☐ N/A	6.
-Pace Containers Used?	☑ Yes	☐ No	☐ N/A	
Containers Intact?	☑ Yes	☐ No	☐ N/A	7.
Dissolved analysis: Samples Field Filtered?	☐ Yes	☐ No	☐ N/A	8.
Sample Labels Match COC?	☑ Yes	☐ No	☐ N/A	9.
-Includes Date/Time/ID/Analysis Matrix: WT				
Headspace in VOA Vials (>5-6mm)?	☐ Yes	☑ No	☐ N/A	10.
Trip Blank Present?	☑ Yes	☐ No	☐ N/A	11.
Trip Blank Custody Seals Present?	☑ Yes	☐ No	☐ N/A	

COMMENTS/SAMPLE DISCREPANCY

Field Data Required? ☐ Yes ☐ No

Lot ID of split containers:

CLIENT NOTIFICATION/RESOLUTION

Person contacted: _____ Date/Time: _____

Project Manager SCURF Review: _____ **Date:** _____

Project Manager SRF Review: _____ **Date:** _____

Pace Analytical	Document Name: Sample Condition Upon Receipt (SCUR)	Document Revised: November 15, 2021 Page 2 of 2
	Document No.: F-CAR-CS-033-Rev.08	Issuing Authority: Pace Carolinas Quality Office

***Check mark top half of box if pH and/or dechlorination is verified and within the acceptance range for preservation samples.**

Exceptions: VOA, Coliform, TOC, Oil and Grease, DRO/8015 (water) DOC, LLHg

****Bottom half of box is to list number of bottles**

Project # **WO#: 92590780**

PM: BV Due Date: 03/04/22

CLIENT: 92-AECOM CHA

Item#	BP4U-125 mL Plastic Unpreserved (N/A) (Cl-)	BP3U-250 mL Plastic Unpreserved (N/A)	BP2U-500 mL Plastic Unpreserved (N/A)	BP1U-1 liter Plastic Unpreserved (N/A)	BP4S-125 mL Plastic H2SO4 (pH < 2) (Cl-)	BP3N-250 mL plastic HNO3 (pH < 2)	BP4Z-125 mL Plastic ZN Acetate & NaOH (>9)	BP4B-125 mL Plastic NaOH (pH > 12) (Cl-)	WGFU-Wide-mouthed Glass jar Unpreserved	AG1U-1 liter Amber Unpreserved (N/A) (Cl-)	AG1H-1 liter Amber HCl (pH < 2)	AG3U-250 mL Amber Unpreserved (N/A) (Cl-)	AG1S-1 liter Amber H2SO4 (pH < 2)	AG3S-250 mL Amber H2SO4 (pH < 2)	AG3A(DG3A)-250 mL Amber NH4Cl (N/A)(Cl-)	DG9H-40 mL VOA HCl (N/A)	VG9T-40 mL VOA Na2S2O3 (N/A)	VG9U-40 mL VOA Unpreserved (N/A)	DG9P-40 mL VOA H3PO4 (N/A)	VOAK (3 vials per kit)-5035 kit (N/A)	V/GK(3 vials per kit)-VPH/Gas kit (N/A)	SP5T-125 mL Sterile Plastic (N/A – lab)	SP2T-250 mL Sterile Plastic (N/A – lab)		BP3A-250 mL Plastic (NH2)2SO4 (9.3-9.7)	AG0U-100 mL Amber Unpreserved vials (N/A)	VSGU-20 mL Scintillation vials (N/A)	DG9U-40 mL Amber Unpreserved vials (N/A)
1						1										7												
2																												
3																												
4																												
5																												
6																												
7																												
8																												
9																												
10																												
11																												
12																												

pH Adjustment Log for Preserved Samples

Sample ID	Type of Preservative	pH upon receipt	Date preservation adjusted	Time preservation adjusted	Amount of Preservative added	Lot #

Note: Whenever there is a discrepancy affecting North Carolina compliance samples, a copy of this form will be sent to the North Carolina DEHNR Certification Office (i.e. Out of hold, incorrect preservative, out of temp, incorrect containers.

Pink

Pace Analytical
WWW.PACELABS.COM

CHAIN-OF-CUSTODY / Analytical Request Document

The Chain-of-Custody is a LEGAL DOCUMENT. All relevant fields must be completed accurately.

Submitting a sample via this chain of custody constitutes acknowledgment and acceptance of the Pace Terms and Conditions found at https://info.pacelabs.com/hubfs/pas-standard-terms.pdf.

Section A
Required Client Information:

Company: AECOM
Address: 6000 Fairview Road
Suite 200, Charlotte, NC 28226
Email: andrew.wreschnig@aecom.com
Phone: (704)522-0330 Fax:
Requested Due Date: 3 day TAT

Section B
Required Project Information:

Report To: Andrew Wreschnig
Copy To:
Purchase Order #:
Project Name: CPC Huntersville 60639876
Project #: 60574226

Section C
Invoice Information:

Attention:
Company Name:
Address:
Pace Quote:
Pace Project Manager: bonnie.vang@pacelabs.com,
Pace Profile #: 12518-3

Regulatory Agency

State / Location
NC

Requested Analysis Filtered (Y/N)

ITEM #	SAMPLE ID (One Character per box. (A-Z, 0-9 / , -) Sample Ids must be unique)	MATRIX CODE (see valid codes to left)	SAMPLE TYPE (G=GRAB C=COMP)	COLLECTED START DATE	COLLECTED START TIME	COLLECTED END DATE	COLLECTED END TIME	SAMPLE TEMP AT COLLECTION	# OF CONTAINERS	Preservatives: Unpreserved	H2SO4	HNO3	HCl	NaOH	Na2S2O3	Methanol	Other	Analyses Test (Y/N): 6200	VPH	Lead, Total	Trip BLANK	DI Water	Residual Chlorine (Y/N)	
1	MW-62D	WT	G	3/1/22	0925																			925960780 001
2																								
3																								
4																								
5																								
6																								
7																								
8																								
9																								
10																								
11																								
12																								

Matrix codes: Drinking Water DW, Water WT, Waste Water WW, Product P, Soil/Solid SL, Oil OL, Wipe WP, Air AR, Other OT, Tissue TS

ADDITIONAL COMMENTS	RELINQUISHED BY / AFFILIATION	DATE	TIME	ACCEPTED BY / AFFILIATION	DATE	TIME	SAMPLE CONDITIONS: TEMP in C	Received on Ice (Y/N)	Custody Sealed Cooler (Y/N)	Samples Intact (Y/N)
3 day TAT	AOi / AECOM	3/1/22	1630	JB Pace HVL	3/2/22	1030	3.6	Y	N	Y
Same Trip Blank as yellow										

SAMPLER NAME AND SIGNATURE

PRINT Name of SAMPLER: Andrew Oimalia
SIGNATURE of SAMPLER: AOi
DATE Signed: 3/1/22

Pace Analytical Services, LLC
9800 Kincey Ave. Suite 100
Huntersville, NC 28078
(704)875-9092

March 04, 2022

Andrew Wreschnig
AECOM
6000 Fairview Road
Suite 200
Charlotte, NC 28210

RE: Project: CPC Huntersville-60674226
Pace Project No.: 92590784

Dear Andrew Wreschnig:

Enclosed are the analytical results for sample(s) received by the laboratory on March 01, 2022. The results relate only to the samples included in this report. Results reported herein conform to the applicable TNI/NELAC Standards and the laboratory's Quality Manual, where applicable, unless otherwise noted in the body of the report.

The test results provided in this final report were generated by each of the following laboratories within the Pace Network:

- Pace Analytical Services - Asheville
- Pace Analytical Services - Charlotte

If you have any questions concerning this report, please feel free to contact me.

Sincerely,

Bonnie Vang

Bonnie Vang
bonnie.vang@pacelabs.com
(704)875-9092
Project Manager

Enclosures

cc: Teresa Amentt Jennings, AECOM
Jeff Morrison, Colonial Pipeline Company

REPORT OF LABORATORY ANALYSIS

This report shall not be reproduced, except in full,
without the written consent of Pace Analytical Services, LLC.

Pace Analytical Services, LLC
9800 Kincey Ave. Suite 100
Huntersville, NC 28078
(704)875-9092

CERTIFICATIONS

Project:	CPC Huntersville-60674226
Pace Project No.:	92590784

Pace Analytical Services Charlotte

South Carolina Laboratory ID: 99006
9800 Kincey Ave. Ste 100, Huntersville, NC 28078
North Carolina Drinking Water Certification #: 37706
North Carolina Field Services Certification #: 5342
North Carolina Wastewater Certification #: 12
South Carolina Laboratory ID: 99006
South Carolina Certification #: 99006001
South Carolina Drinking Water Cert. #: 99006003
Florida/NELAP Certification #: E87627
Kentucky UST Certification #: 84
Louisiana DoH Drinking Water #: LA029
Virginia/VELAP Certification #: 460221

Pace Analytical Services Asheville

2225 Riverside Drive, Asheville, NC 28804
Florida/NELAP Certification #: E87648
North Carolina Drinking Water Certification #: 37712
North Carolina Wastewater Certification #: 40
South Carolina Laboratory ID: 99030
South Carolina Certification #: 99030001
Virginia/VELAP Certification #: 460222

This report shall not be reproduced, except in full,
without the written consent of Pace Analytical Services, LLC.

Pace Analytical Services, LLC
9800 Kincey Ave. Suite 100
Huntersville, NC 28078
(704)875-9092

SAMPLE SUMMARY

Project: CPC Huntersville-60674226
Pace Project No.: 92590784

Lab ID	Sample ID	Matrix	Date Collected	Date Received
92590784001	**MW-91DD**	Water	03/01/22 10:30	03/01/22 16:30
92590784002	**MW-27**	Water	03/01/22 12:45	03/01/22 16:30
92590784003	**MW-20**	Water	03/01/22 14:40	03/01/22 16:30
92590784004	**TRIP BLANK**	Water	03/01/22 00:00	03/01/22 16:30

This report shall not be reproduced, except in full,
without the written consent of Pace Analytical Services, LLC.

Pace Analytical Services, LLC
9800 Kincey Ave. Suite 100
Huntersville, NC 28078
(704)875-9092

SAMPLE ANALYTE COUNT

Project: CPC Huntersville-60674226
Pace Project No.: 92590784

Lab ID	Sample ID	Method	Analysts	Analytes Reported	Laboratory
92590784001	**MW-91DD**	MADEP VPH	MAD	6	PASI-C
		EPA 6020B	CRW	1	PASI-A
		SM 6200B	CL	63	PASI-C
92590784002	**MW-27**	MADEP VPH	MAD	6	PASI-C
		EPA 6020B	CRW	1	PASI-A
		SM 6200B	CL	63	PASI-C
92590784003	**MW-20**	MADEP VPH	MAD	6	PASI-C
		EPA 6020B	CRW	1	PASI-A
		SM 6200B	CL	63	PASI-C
92590784004	**TRIP BLANK**	SM 6200B	CL	63	PASI-C

PASI-A = Pace Analytical Services - Asheville
PASI-C = Pace Analytical Services - Charlotte

This report shall not be reproduced, except in full,
without the written consent of Pace Analytical Services, LLC.

Pace Analytical Services, LLC
9800 Kincey Ave. Suite 100
Huntersville, NC 28078
(704)875-9092

ANALYTICAL RESULTS

Project: CPC Huntersville-60674226
Pace Project No.: 92590784

Sample: MW-91DD **Lab ID: 92590784001** Collected: 03/01/22 10:30 Received: 03/01/22 16:30 Matrix: Water

Parameters	Results	Units	Report Limit	MDL	DF	Prepared	Analyzed	CAS No.	Qual
VPH NC Water	Analytical Method: MADEP VPH								
	Pace Analytical Services - Charlotte								
Total VPH (C5-C12)	ND	ug/L	50.0	50.0	1		03/04/22 02:13		N2
Aliphatic (C05-C08)	ND	ug/L	50.0	50.0	1		03/04/22 02:13		N2
Aliphatic(C09-C12) Adjusted	ND	ug/L	50.0	50.0	1		03/04/22 02:13		N2
Aromatic (C09-C10)	ND	ug/L	50.0	50.0	1		03/04/22 02:13		N2
Surrogates									
4-Bromofluorobenzene (FID) (S)	98	%	70-130		1		03/04/22 02:13	460-00-4	
4-Bromofluorobenzene (PID) (S)	87	%	70-130		1		03/04/22 02:13	460-00-4	
6020 MET ICPMS	Analytical Method: EPA 6020B Preparation Method: EPA 3010A								
	Pace Analytical Services - Asheville								
Lead	**7.5**	ug/L	5.0	0.077	1	03/02/22 11:49	03/02/22 22:03	7439-92-1	
6200B MSV	Analytical Method: SM 6200B								
	Pace Analytical Services - Charlotte								
Benzene	ND	ug/L	0.50	0.34	1		03/03/22 20:45	71-43-2	
Bromobenzene	ND	ug/L	0.50	0.29	1		03/03/22 20:45	108-86-1	
Bromochloromethane	ND	ug/L	0.50	0.47	1		03/03/22 20:45	74-97-5	
Bromodichloromethane	ND	ug/L	0.50	0.31	1		03/03/22 20:45	75-27-4	
Bromoform	ND	ug/L	0.50	0.34	1		03/03/22 20:45	75-25-2	
Bromomethane	ND	ug/L	5.0	1.7	1		03/03/22 20:45	74-83-9	
n-Butylbenzene	ND	ug/L	0.50	0.49	1		03/03/22 20:45	104-51-8	
sec-Butylbenzene	ND	ug/L	0.50	0.40	1		03/03/22 20:45	135-98-8	
tert-Butylbenzene	ND	ug/L	0.50	0.32	1		03/03/22 20:45	98-06-6	
Carbon tetrachloride	ND	ug/L	0.50	0.33	1		03/03/22 20:45	56-23-5	
Chlorobenzene	ND	ug/L	0.50	0.28	1		03/03/22 20:45	108-90-7	
Chloroethane	ND	ug/L	1.0	0.65	1		03/03/22 20:45	75-00-3	
Chloroform	ND	ug/L	0.50	0.35	1		03/03/22 20:45	67-66-3	
Chloromethane	ND	ug/L	1.0	0.54	1		03/03/22 20:45	74-87-3	
2-Chlorotoluene	ND	ug/L	0.50	0.32	1		03/03/22 20:45	95-49-8	
4-Chlorotoluene	ND	ug/L	0.50	0.32	1		03/03/22 20:45	106-43-4	
1,2-Dibromo-3-chloropropane	ND	ug/L	1.0	0.34	1		03/03/22 20:45	96-12-8	
Dibromochloromethane	ND	ug/L	0.50	0.36	1		03/03/22 20:45	124-48-1	
1,2-Dibromoethane (EDB)	ND	ug/L	0.50	0.27	1		03/03/22 20:45	106-93-4	
Dibromomethane	ND	ug/L	0.50	0.39	1		03/03/22 20:45	74-95-3	
1,2-Dichlorobenzene	ND	ug/L	0.50	0.34	1		03/03/22 20:45	95-50-1	
1,3-Dichlorobenzene	ND	ug/L	0.50	0.34	1		03/03/22 20:45	541-73-1	
1,4-Dichlorobenzene	ND	ug/L	0.50	0.33	1		03/03/22 20:45	106-46-7	
Dichlorodifluoromethane	ND	ug/L	0.50	0.35	1		03/03/22 20:45	75-71-8	
1,1-Dichloroethane	ND	ug/L	0.50	0.37	1		03/03/22 20:45	75-34-3	
1,2-Dichloroethane	ND	ug/L	0.50	0.32	1		03/03/22 20:45	107-06-2	
1,1-Dichloroethene	ND	ug/L	0.50	0.35	1		03/03/22 20:45	75-35-4	
cis-1,2-Dichloroethene	ND	ug/L	0.50	0.38	1		03/03/22 20:45	156-59-2	
trans-1,2-Dichloroethene	ND	ug/L	0.50	0.40	1		03/03/22 20:45	156-60-5	
1,2-Dichloropropane	ND	ug/L	0.50	0.36	1		03/03/22 20:45	78-87-5	
1,3-Dichloropropane	ND	ug/L	0.50	0.28	1		03/03/22 20:45	142-28-9	

This report shall not be reproduced, except in full,
without the written consent of Pace Analytical Services, LLC.

Pace Analytical Services, LLC
9800 Kincey Ave. Suite 100
Huntersville, NC 28078
(704)875-9092

ANALYTICAL RESULTS

Project: CPC Huntersville-60674226
Pace Project No.: 92590784

Sample: MW-91DD **Lab ID: 92590784001** Collected: 03/01/22 10:30 Received: 03/01/22 16:30 Matrix: Water

Parameters	Results	Units	Report Limit	MDL	DF	Prepared	Analyzed	CAS No.	Qual
6200B MSV	Analytical Method: SM 6200B								
	Pace Analytical Services - Charlotte								
2,2-Dichloropropane	ND	ug/L	0.50	0.39	1		03/03/22 20:45	594-20-7	
1,1-Dichloropropene	ND	ug/L	0.50	0.43	1		03/03/22 20:45	563-58-6	
cis-1,3-Dichloropropene	ND	ug/L	0.50	0.36	1		03/03/22 20:45	10061-01-5	
trans-1,3-Dichloropropene	ND	ug/L	0.50	0.36	1		03/03/22 20:45	10061-02-6	
Diisopropyl ether	ND	ug/L	0.50	0.31	1		03/03/22 20:45	108-20-3	
Ethylbenzene	ND	ug/L	0.50	0.30	1		03/03/22 20:45	100-41-4	
Hexachloro-1,3-butadiene	ND	ug/L	2.0	1.5	1		03/03/22 20:45	87-68-3	
Isopropylbenzene (Cumene)	ND	ug/L	0.50	0.33	1		03/03/22 20:45	98-82-8	
Methylene Chloride	ND	ug/L	2.0	2.0	1		03/03/22 20:45	75-09-2	
Methyl-tert-butyl ether	ND	ug/L	0.50	0.42	1		03/03/22 20:45	1634-04-4	
Naphthalene	ND	ug/L	2.0	0.64	1		03/03/22 20:45	91-20-3	
n-Propylbenzene	ND	ug/L	0.50	0.34	1		03/03/22 20:45	103-65-1	
Styrene	ND	ug/L	0.50	0.29	1		03/03/22 20:45	100-42-5	
1,1,1,2-Tetrachloroethane	ND	ug/L	0.50	0.31	1		03/03/22 20:45	630-20-6	
1,1,2,2-Tetrachloroethane	ND	ug/L	0.50	0.22	1		03/03/22 20:45	79-34-5	
Tetrachloroethene	ND	ug/L	0.50	0.29	1		03/03/22 20:45	127-18-4	
Toluene	ND	ug/L	0.50	0.48	1		03/03/22 20:45	108-88-3	
1,2,3-Trichlorobenzene	ND	ug/L	2.0	0.81	1		03/03/22 20:45	87-61-6	
1,2,4-Trichlorobenzene	ND	ug/L	2.0	0.64	1		03/03/22 20:45	120-82-1	
1,1,1-Trichloroethane	ND	ug/L	0.50	0.33	1		03/03/22 20:45	71-55-6	
1,1,2-Trichloroethane	ND	ug/L	0.50	0.32	1		03/03/22 20:45	79-00-5	
Trichloroethene	ND	ug/L	0.50	0.38	1		03/03/22 20:45	79-01-6	
Trichlorofluoromethane	ND	ug/L	1.0	0.30	1		03/03/22 20:45	75-69-4	
1,2,3-Trichloropropane	ND	ug/L	0.50	0.26	1		03/03/22 20:45	96-18-4	
1,2,4-Trimethylbenzene	ND	ug/L	0.50	0.50	1		03/03/22 20:45	95-63-6	
1,3,5-Trimethylbenzene	ND	ug/L	0.50	0.33	1		03/03/22 20:45	108-67-8	
Vinyl chloride	ND	ug/L	1.0	0.39	1		03/03/22 20:45	75-01-4	
m&p-Xylene	ND	ug/L	1.0	0.71	1		03/03/22 20:45	179601-23-1	
o-Xylene	ND	ug/L	0.50	0.34	1		03/03/22 20:45	95-47-6	
Surrogates									
1,2-Dichloroethane-d4 (S)	101	%	70-130		1		03/03/22 20:45	17060-07-0	
4-Bromofluorobenzene (S)	99	%	70-130		1		03/03/22 20:45	460-00-4	
Toluene-d8 (S)	99	%	70-130		1		03/03/22 20:45	2037-26-5	

This report shall not be reproduced, except in full,
without the written consent of Pace Analytical Services, LLC.

Pace Analytical Services, LLC
9800 Kincey Ave. Suite 100
Huntersville, NC 28078
(704)875-9092

ANALYTICAL RESULTS

Project: CPC Huntersville-60674226
Pace Project No.: 92590784

Sample: MW-27 **Lab ID: 92590784002** Collected: 03/01/22 12:45 Received: 03/01/22 16:30 Matrix: Water

Parameters	Results	Units	Report Limit	MDL	DF	Prepared	Analyzed	CAS No.	Qual
VPH NC Water	Analytical Method: MADEP VPH								
	Pace Analytical Services - Charlotte								
Total VPH (C5-C12)	ND	ug/L	50.0	50.0	1		03/04/22 02:42		N2
Aliphatic (C05-C08)	ND	ug/L	50.0	50.0	1		03/04/22 02:42		N2
Aliphatic(C09-C12) Adjusted	ND	ug/L	50.0	50.0	1		03/04/22 02:42		N2
Aromatic (C09-C10)	ND	ug/L	50.0	50.0	1		03/04/22 02:42		N2
Surrogates									
4-Bromofluorobenzene (FID) (S)	97	%	70-130		1		03/04/22 02:42	460-00-4	
4-Bromofluorobenzene (PID) (S)	86	%	70-130		1		03/04/22 02:42	460-00-4	
6020 MET ICPMS	Analytical Method: EPA 6020B Preparation Method: EPA 3010A								
	Pace Analytical Services - Asheville								
Lead	**39.1**	ug/L	25.0	0.38	5	03/02/22 11:49	03/02/22 22:11	7439-92-1	
6200B MSV	Analytical Method: SM 6200B								
	Pace Analytical Services - Charlotte								
Benzene	ND	ug/L	0.50	0.34	1		03/03/22 19:32	71-43-2	
Bromobenzene	ND	ug/L	0.50	0.29	1		03/03/22 19:32	108-86-1	
Bromochloromethane	ND	ug/L	0.50	0.47	1		03/03/22 19:32	74-97-5	
Bromodichloromethane	ND	ug/L	0.50	0.31	1		03/03/22 19:32	75-27-4	
Bromoform	ND	ug/L	0.50	0.34	1		03/03/22 19:32	75-25-2	
Bromomethane	ND	ug/L	5.0	1.7	1		03/03/22 19:32	74-83-9	
n-Butylbenzene	ND	ug/L	0.50	0.49	1		03/03/22 19:32	104-51-8	
sec-Butylbenzene	ND	ug/L	0.50	0.40	1		03/03/22 19:32	135-98-8	
tert-Butylbenzene	ND	ug/L	0.50	0.32	1		03/03/22 19:32	98-06-6	
Carbon tetrachloride	ND	ug/L	0.50	0.33	1		03/03/22 19:32	56-23-5	
Chlorobenzene	ND	ug/L	0.50	0.28	1		03/03/22 19:32	108-90-7	
Chloroethane	ND	ug/L	1.0	0.65	1		03/03/22 19:32	75-00-3	
Chloroform	ND	ug/L	0.50	0.35	1		03/03/22 19:32	67-66-3	
Chloromethane	ND	ug/L	1.0	0.54	1		03/03/22 19:32	74-87-3	
2-Chlorotoluene	ND	ug/L	0.50	0.32	1		03/03/22 19:32	95-49-8	
4-Chlorotoluene	ND	ug/L	0.50	0.32	1		03/03/22 19:32	106-43-4	
1,2-Dibromo-3-chloropropane	ND	ug/L	1.0	0.34	1		03/03/22 19:32	96-12-8	
Dibromochloromethane	ND	ug/L	0.50	0.36	1		03/03/22 19:32	124-48-1	
1,2-Dibromoethane (EDB)	ND	ug/L	0.50	0.27	1		03/03/22 19:32	106-93-4	
Dibromomethane	ND	ug/L	0.50	0.39	1		03/03/22 19:32	74-95-3	
1,2-Dichlorobenzene	ND	ug/L	0.50	0.34	1		03/03/22 19:32	95-50-1	
1,3-Dichlorobenzene	ND	ug/L	0.50	0.34	1		03/03/22 19:32	541-73-1	
1,4-Dichlorobenzene	ND	ug/L	0.50	0.33	1		03/03/22 19:32	106-46-7	
Dichlorodifluoromethane	ND	ug/L	0.50	0.35	1		03/03/22 19:32	75-71-8	
1,1-Dichloroethane	ND	ug/L	0.50	0.37	1		03/03/22 19:32	75-34-3	
1,2-Dichloroethane	ND	ug/L	0.50	0.32	1		03/03/22 19:32	107-06-2	
1,1-Dichloroethene	ND	ug/L	0.50	0.35	1		03/03/22 19:32	75-35-4	
cis-1,2-Dichloroethene	ND	ug/L	0.50	0.38	1		03/03/22 19:32	156-59-2	
trans-1,2-Dichloroethene	ND	ug/L	0.50	0.40	1		03/03/22 19:32	156-60-5	
1,2-Dichloropropane	ND	ug/L	0.50	0.36	1		03/03/22 19:32	78-87-5	
1,3-Dichloropropane	ND	ug/L	0.50	0.28	1		03/03/22 19:32	142-28-9	

This report shall not be reproduced, except in full,
without the written consent of Pace Analytical Services, LLC.

Pace Analytical Services, LLC
9800 Kincey Ave. Suite 100
Huntersville, NC 28078
(704)875-9092

ANALYTICAL RESULTS

Project: CPC Huntersville-60674226
Pace Project No.: 92590784

Sample: MW-27 **Lab ID: 92590784002** Collected: 03/01/22 12:45 Received: 03/01/22 16:30 Matrix: Water

Parameters	Results	Units	Report Limit	MDL	DF	Prepared	Analyzed	CAS No.	Qual
6200B MSV	Analytical Method: SM 6200B								
	Pace Analytical Services - Charlotte								
2,2-Dichloropropane	ND	ug/L	0.50	0.39	1		03/03/22 19:32	594-20-7	
1,1-Dichloropropene	ND	ug/L	0.50	0.43	1		03/03/22 19:32	563-58-6	
cis-1,3-Dichloropropene	ND	ug/L	0.50	0.36	1		03/03/22 19:32	10061-01-5	
trans-1,3-Dichloropropene	ND	ug/L	0.50	0.36	1		03/03/22 19:32	10061-02-6	
Diisopropyl ether	ND	ug/L	0.50	0.31	1		03/03/22 19:32	108-20-3	
Ethylbenzene	ND	ug/L	0.50	0.30	1		03/03/22 19:32	100-41-4	
Hexachloro-1,3-butadiene	ND	ug/L	2.0	1.5	1		03/03/22 19:32	87-68-3	
Isopropylbenzene (Cumene)	ND	ug/L	0.50	0.33	1		03/03/22 19:32	98-82-8	
Methylene Chloride	ND	ug/L	2.0	2.0	1		03/03/22 19:32	75-09-2	
Methyl-tert-butyl ether	ND	ug/L	0.50	0.42	1		03/03/22 19:32	1634-04-4	
Naphthalene	ND	ug/L	2.0	0.64	1		03/03/22 19:32	91-20-3	
n-Propylbenzene	ND	ug/L	0.50	0.34	1		03/03/22 19:32	103-65-1	
Styrene	ND	ug/L	0.50	0.29	1		03/03/22 19:32	100-42-5	
1,1,1,2-Tetrachloroethane	ND	ug/L	0.50	0.31	1		03/03/22 19:32	630-20-6	
1,1,2,2-Tetrachloroethane	ND	ug/L	0.50	0.22	1		03/03/22 19:32	79-34-5	
Tetrachloroethene	ND	ug/L	0.50	0.29	1		03/03/22 19:32	127-18-4	
Toluene	ND	ug/L	0.50	0.48	1		03/03/22 19:32	108-88-3	
1,2,3-Trichlorobenzene	ND	ug/L	2.0	0.81	1		03/03/22 19:32	87-61-6	
1,2,4-Trichlorobenzene	ND	ug/L	2.0	0.64	1		03/03/22 19:32	120-82-1	
1,1,1-Trichloroethane	ND	ug/L	0.50	0.33	1		03/03/22 19:32	71-55-6	
1,1,2-Trichloroethane	ND	ug/L	0.50	0.32	1		03/03/22 19:32	79-00-5	
Trichloroethene	ND	ug/L	0.50	0.38	1		03/03/22 19:32	79-01-6	
Trichlorofluoromethane	ND	ug/L	1.0	0.30	1		03/03/22 19:32	75-69-4	
1,2,3-Trichloropropane	ND	ug/L	0.50	0.26	1		03/03/22 19:32	96-18-4	
1,2,4-Trimethylbenzene	ND	ug/L	0.50	0.50	1		03/03/22 19:32	95-63-6	
1,3,5-Trimethylbenzene	ND	ug/L	0.50	0.33	1		03/03/22 19:32	108-67-8	
Vinyl chloride	ND	ug/L	1.0	0.39	1		03/03/22 19:32	75-01-4	
m&p-Xylene	ND	ug/L	1.0	0.71	1		03/03/22 19:32	179601-23-1	
o-Xylene	ND	ug/L	0.50	0.34	1		03/03/22 19:32	95-47-6	
Surrogates									
1,2-Dichloroethane-d4 (S)	103	%	70-130		1		03/03/22 19:32	17060-07-0	
4-Bromofluorobenzene (S)	101	%	70-130		1		03/03/22 19:32	460-00-4	
Toluene-d8 (S)	100	%	70-130		1		03/03/22 19:32	2037-26-5	

This report shall not be reproduced, except in full,
without the written consent of Pace Analytical Services, LLC.

Pace Analytical Services, LLC
9800 Kincey Ave. Suite 100
Huntersville, NC 28078
(704)875-9092

ANALYTICAL RESULTS

Project: CPC Huntersville-60674226
Pace Project No.: 92590784

Sample: MW-20 **Lab ID: 92590784003** Collected: 03/01/22 14:40 Received: 03/01/22 16:30 Matrix: Water

Parameters	Results	Units	Report Limit	MDL	DF	Prepared	Analyzed	CAS No.	Qual
VPH NC Water	Analytical Method: MADEP VPH								
	Pace Analytical Services - Charlotte								
Total VPH (C5-C12)	ND	ug/L	50.0	50.0	1		03/04/22 03:11		N2
Aliphatic (C05-C08)	ND	ug/L	50.0	50.0	1		03/04/22 03:11		N2
Aliphatic(C09-C12) Adjusted	ND	ug/L	50.0	50.0	1		03/04/22 03:11		N2
Aromatic (C09-C10)	ND	ug/L	50.0	50.0	1		03/04/22 03:11		N2
Surrogates									
4-Bromofluorobenzene (FID) (S)	100	%	70-130		1		03/04/22 03:11	460-00-4	
4-Bromofluorobenzene (PID) (S)	89	%	70-130		1		03/04/22 03:11	460-00-4	
6020 MET ICPMS	Analytical Method: EPA 6020B Preparation Method: EPA 3010A								
	Pace Analytical Services - Asheville								
Lead	**37.9**	ug/L	25.0	0.38	5	03/02/22 11:49	03/02/22 22:15	7439-92-1	
6200B MSV	Analytical Method: SM 6200B								
	Pace Analytical Services - Charlotte								
Benzene	ND	ug/L	0.50	0.34	1		03/03/22 21:21	71-43-2	
Bromobenzene	ND	ug/L	0.50	0.29	1		03/03/22 21:21	108-86-1	
Bromochloromethane	ND	ug/L	0.50	0.47	1		03/03/22 21:21	74-97-5	
Bromodichloromethane	**0.81**	ug/L	0.50	0.31	1		03/03/22 21:21	75-27-4	
Bromoform	ND	ug/L	0.50	0.34	1		03/03/22 21:21	75-25-2	
Bromomethane	ND	ug/L	5.0	1.7	1		03/03/22 21:21	74-83-9	
n-Butylbenzene	ND	ug/L	0.50	0.49	1		03/03/22 21:21	104-51-8	
sec-Butylbenzene	ND	ug/L	0.50	0.40	1		03/03/22 21:21	135-98-8	
tert-Butylbenzene	ND	ug/L	0.50	0.32	1		03/03/22 21:21	98-06-6	
Carbon tetrachloride	ND	ug/L	0.50	0.33	1		03/03/22 21:21	56-23-5	
Chlorobenzene	ND	ug/L	0.50	0.28	1		03/03/22 21:21	108-90-7	
Chloroethane	ND	ug/L	1.0	0.65	1		03/03/22 21:21	75-00-3	
Chloroform	**4.2**	ug/L	0.50	0.35	1		03/03/22 21:21	67-66-3	
Chloromethane	ND	ug/L	1.0	0.54	1		03/03/22 21:21	74-87-3	
2-Chlorotoluene	ND	ug/L	0.50	0.32	1		03/03/22 21:21	95-49-8	
4-Chlorotoluene	ND	ug/L	0.50	0.32	1		03/03/22 21:21	106-43-4	
1,2-Dibromo-3-chloropropane	ND	ug/L	1.0	0.34	1		03/03/22 21:21	96-12-8	
Dibromochloromethane	ND	ug/L	0.50	0.36	1		03/03/22 21:21	124-48-1	
1,2-Dibromoethane (EDB)	ND	ug/L	0.50	0.27	1		03/03/22 21:21	106-93-4	
Dibromomethane	ND	ug/L	0.50	0.39	1		03/03/22 21:21	74-95-3	
1,2-Dichlorobenzene	ND	ug/L	0.50	0.34	1		03/03/22 21:21	95-50-1	
1,3-Dichlorobenzene	ND	ug/L	0.50	0.34	1		03/03/22 21:21	541-73-1	
1,4-Dichlorobenzene	ND	ug/L	0.50	0.33	1		03/03/22 21:21	106-46-7	
Dichlorodifluoromethane	ND	ug/L	0.50	0.35	1		03/03/22 21:21	75-71-8	
1,1-Dichloroethane	ND	ug/L	0.50	0.37	1		03/03/22 21:21	75-34-3	
1,2-Dichloroethane	ND	ug/L	0.50	0.32	1		03/03/22 21:21	107-06-2	
1,1-Dichloroethene	ND	ug/L	0.50	0.35	1		03/03/22 21:21	75-35-4	
cis-1,2-Dichloroethene	ND	ug/L	0.50	0.38	1		03/03/22 21:21	156-59-2	
trans-1,2-Dichloroethene	ND	ug/L	0.50	0.40	1		03/03/22 21:21	156-60-5	
1,2-Dichloropropane	ND	ug/L	0.50	0.36	1		03/03/22 21:21	78-87-5	
1,3-Dichloropropane	ND	ug/L	0.50	0.28	1		03/03/22 21:21	142-28-9	

This report shall not be reproduced, except in full,
without the written consent of Pace Analytical Services, LLC.

Pace Analytical Services, LLC
9800 Kincey Ave. Suite 100
Huntersville, NC 28078
(704)875-9092

ANALYTICAL RESULTS

Project: CPC Huntersville-60674226
Pace Project No.: 92590784

Sample: MW-20 **Lab ID: 92590784003** Collected: 03/01/22 14:40 Received: 03/01/22 16:30 Matrix: Water

Parameters	Results	Units	Report Limit	MDL	DF	Prepared	Analyzed	CAS No.	Qual
6200B MSV	Analytical Method: SM 6200B								
	Pace Analytical Services - Charlotte								
2,2-Dichloropropane	ND	ug/L	0.50	0.39	1		03/03/22 21:21	594-20-7	
1,1-Dichloropropene	ND	ug/L	0.50	0.43	1		03/03/22 21:21	563-58-6	
cis-1,3-Dichloropropene	ND	ug/L	0.50	0.36	1		03/03/22 21:21	10061-01-5	
trans-1,3-Dichloropropene	ND	ug/L	0.50	0.36	1		03/03/22 21:21	10061-02-6	
Diisopropyl ether	**1.6**	ug/L	0.50	0.31	1		03/03/22 21:21	108-20-3	
Ethylbenzene	ND	ug/L	0.50	0.30	1		03/03/22 21:21	100-41-4	
Hexachloro-1,3-butadiene	ND	ug/L	2.0	1.5	1		03/03/22 21:21	87-68-3	
Isopropylbenzene (Cumene)	ND	ug/L	0.50	0.33	1		03/03/22 21:21	98-82-8	
Methylene Chloride	ND	ug/L	2.0	2.0	1		03/03/22 21:21	75-09-2	
Methyl-tert-butyl ether	ND	ug/L	0.50	0.42	1		03/03/22 21:21	1634-04-4	
Naphthalene	ND	ug/L	2.0	0.64	1		03/03/22 21:21	91-20-3	
n-Propylbenzene	ND	ug/L	0.50	0.34	1		03/03/22 21:21	103-65-1	
Styrene	ND	ug/L	0.50	0.29	1		03/03/22 21:21	100-42-5	
1,1,1,2-Tetrachloroethane	ND	ug/L	0.50	0.31	1		03/03/22 21:21	630-20-6	
1,1,2,2-Tetrachloroethane	ND	ug/L	0.50	0.22	1		03/03/22 21:21	79-34-5	
Tetrachloroethene	ND	ug/L	0.50	0.29	1		03/03/22 21:21	127-18-4	
Toluene	ND	ug/L	0.50	0.48	1		03/03/22 21:21	108-88-3	
1,2,3-Trichlorobenzene	ND	ug/L	2.0	0.81	1		03/03/22 21:21	87-61-6	
1,2,4-Trichlorobenzene	ND	ug/L	2.0	0.64	1		03/03/22 21:21	120-82-1	
1,1,1-Trichloroethane	ND	ug/L	0.50	0.33	1		03/03/22 21:21	71-55-6	
1,1,2-Trichloroethane	ND	ug/L	0.50	0.32	1		03/03/22 21:21	79-00-5	
Trichloroethene	ND	ug/L	0.50	0.38	1		03/03/22 21:21	79-01-6	
Trichlorofluoromethane	ND	ug/L	1.0	0.30	1		03/03/22 21:21	75-69-4	
1,2,3-Trichloropropane	ND	ug/L	0.50	0.26	1		03/03/22 21:21	96-18-4	
1,2,4-Trimethylbenzene	ND	ug/L	0.50	0.50	1		03/03/22 21:21	95-63-6	
1,3,5-Trimethylbenzene	ND	ug/L	0.50	0.33	1		03/03/22 21:21	108-67-8	
Vinyl chloride	ND	ug/L	1.0	0.39	1		03/03/22 21:21	75-01-4	
m&p-Xylene	ND	ug/L	1.0	0.71	1		03/03/22 21:21	179601-23-1	
o-Xylene	ND	ug/L	0.50	0.34	1		03/03/22 21:21	95-47-6	
Surrogates									
1,2-Dichloroethane-d4 (S)	105	%	70-130		1		03/03/22 21:21	17060-07-0	
4-Bromofluorobenzene (S)	99	%	70-130		1		03/03/22 21:21	460-00-4	
Toluene-d8 (S)	101	%	70-130		1		03/03/22 21:21	2037-26-5	

This report shall not be reproduced, except in full,
without the written consent of Pace Analytical Services, LLC.

Pace Analytical Services, LLC
9800 Kincey Ave. Suite 100
Huntersville, NC 28078
(704)875-9092

ANALYTICAL RESULTS

Project: CPC Huntersville-60674226
Pace Project No.: 92590784

Sample: TRIP BLANK **Lab ID: 92590784004** Collected: 03/01/22 00:00 Received: 03/01/22 16:30 Matrix: Water

Parameters	Results	Units	Report Limit	MDL	DF	Prepared	Analyzed	CAS No.	Qual
6200B MSV	Analytical Method: SM 6200B								
	Pace Analytical Services - Charlotte								
Benzene	ND	ug/L	0.50	0.34	1		03/03/22 18:18	71-43-2	
Bromobenzene	ND	ug/L	0.50	0.29	1		03/03/22 18:18	108-86-1	
Bromochloromethane	ND	ug/L	0.50	0.47	1		03/03/22 18:18	74-97-5	
Bromodichloromethane	ND	ug/L	0.50	0.31	1		03/03/22 18:18	75-27-4	
Bromoform	ND	ug/L	0.50	0.34	1		03/03/22 18:18	75-25-2	
Bromomethane	ND	ug/L	5.0	1.7	1		03/03/22 18:18	74-83-9	
n-Butylbenzene	ND	ug/L	0.50	0.49	1		03/03/22 18:18	104-51-8	
sec-Butylbenzene	ND	ug/L	0.50	0.40	1		03/03/22 18:18	135-98-8	
tert-Butylbenzene	ND	ug/L	0.50	0.32	1		03/03/22 18:18	98-06-6	
Carbon tetrachloride	ND	ug/L	0.50	0.33	1		03/03/22 18:18	56-23-5	
Chlorobenzene	ND	ug/L	0.50	0.28	1		03/03/22 18:18	108-90-7	
Chloroethane	ND	ug/L	1.0	0.65	1		03/03/22 18:18	75-00-3	
Chloroform	ND	ug/L	0.50	0.35	1		03/03/22 18:18	67-66-3	
Chloromethane	ND	ug/L	1.0	0.54	1		03/03/22 18:18	74-87-3	
2-Chlorotoluene	ND	ug/L	0.50	0.32	1		03/03/22 18:18	95-49-8	
4-Chlorotoluene	ND	ug/L	0.50	0.32	1		03/03/22 18:18	106-43-4	
1,2-Dibromo-3-chloropropane	ND	ug/L	1.0	0.34	1		03/03/22 18:18	96-12-8	
Dibromochloromethane	ND	ug/L	0.50	0.36	1		03/03/22 18:18	124-48-1	
1,2-Dibromoethane (EDB)	ND	ug/L	0.50	0.27	1		03/03/22 18:18	106-93-4	
Dibromomethane	ND	ug/L	0.50	0.39	1		03/03/22 18:18	74-95-3	
1,2-Dichlorobenzene	ND	ug/L	0.50	0.34	1		03/03/22 18:18	95-50-1	
1,3-Dichlorobenzene	ND	ug/L	0.50	0.34	1		03/03/22 18:18	541-73-1	
1,4-Dichlorobenzene	ND	ug/L	0.50	0.33	1		03/03/22 18:18	106-46-7	
Dichlorodifluoromethane	ND	ug/L	0.50	0.35	1		03/03/22 18:18	75-71-8	
1,1-Dichloroethane	ND	ug/L	0.50	0.37	1		03/03/22 18:18	75-34-3	
1,2-Dichloroethane	ND	ug/L	0.50	0.32	1		03/03/22 18:18	107-06-2	
1,1-Dichloroethene	ND	ug/L	0.50	0.35	1		03/03/22 18:18	75-35-4	
cis-1,2-Dichloroethene	ND	ug/L	0.50	0.38	1		03/03/22 18:18	156-59-2	
trans-1,2-Dichloroethene	ND	ug/L	0.50	0.40	1		03/03/22 18:18	156-60-5	
1,2-Dichloropropane	ND	ug/L	0.50	0.36	1		03/03/22 18:18	78-87-5	
1,3-Dichloropropane	ND	ug/L	0.50	0.28	1		03/03/22 18:18	142-28-9	
2,2-Dichloropropane	ND	ug/L	0.50	0.39	1		03/03/22 18:18	594-20-7	
1,1-Dichloropropene	ND	ug/L	0.50	0.43	1		03/03/22 18:18	563-58-6	
cis-1,3-Dichloropropene	ND	ug/L	0.50	0.36	1		03/03/22 18:18	10061-01-5	
trans-1,3-Dichloropropene	ND	ug/L	0.50	0.36	1		03/03/22 18:18	10061-02-6	
Diisopropyl ether	ND	ug/L	0.50	0.31	1		03/03/22 18:18	108-20-3	
Ethylbenzene	ND	ug/L	0.50	0.30	1		03/03/22 18:18	100-41-4	
Hexachloro-1,3-butadiene	ND	ug/L	2.0	1.5	1		03/03/22 18:18	87-68-3	
Isopropylbenzene (Cumene)	ND	ug/L	0.50	0.33	1		03/03/22 18:18	98-82-8	
Methylene Chloride	ND	ug/L	2.0	2.0	1		03/03/22 18:18	75-09-2	
Methyl-tert-butyl ether	ND	ug/L	0.50	0.42	1		03/03/22 18:18	1634-04-4	
Naphthalene	ND	ug/L	2.0	0.64	1		03/03/22 18:18	91-20-3	
n-Propylbenzene	ND	ug/L	0.50	0.34	1		03/03/22 18:18	103-65-1	
Styrene	ND	ug/L	0.50	0.29	1		03/03/22 18:18	100-42-5	
1,1,1,2-Tetrachloroethane	ND	ug/L	0.50	0.31	1		03/03/22 18:18	630-20-6	

This report shall not be reproduced, except in full,
without the written consent of Pace Analytical Services, LLC.

Pace Analytical Services, LLC
9800 Kincey Ave. Suite 100
Huntersville, NC 28078
(704)875-9092

ANALYTICAL RESULTS

Project: CPC Huntersville-60674226
Pace Project No.: 92590784

Sample: TRIP BLANK **Lab ID: 92590784004** Collected: 03/01/22 00:00 Received: 03/01/22 16:30 Matrix: Water

Parameters	Results	Units	Report Limit	MDL	DF	Prepared	Analyzed	CAS No.	Qual
6200B MSV	Analytical Method: SM 6200B								
	Pace Analytical Services - Charlotte								
1,1,2,2-Tetrachloroethane	ND	ug/L	0.50	0.22	1		03/03/22 18:18	79-34-5	
Tetrachloroethene	ND	ug/L	0.50	0.29	1		03/03/22 18:18	127-18-4	
Toluene	ND	ug/L	0.50	0.48	1		03/03/22 18:18	108-88-3	
1,2,3-Trichlorobenzene	ND	ug/L	2.0	0.81	1		03/03/22 18:18	87-61-6	
1,2,4-Trichlorobenzene	ND	ug/L	2.0	0.64	1		03/03/22 18:18	120-82-1	
1,1,1-Trichloroethane	ND	ug/L	0.50	0.33	1		03/03/22 18:18	71-55-6	
1,1,2-Trichloroethane	ND	ug/L	0.50	0.32	1		03/03/22 18:18	79-00-5	
Trichloroethene	ND	ug/L	0.50	0.38	1		03/03/22 18:18	79-01-6	
Trichlorofluoromethane	ND	ug/L	1.0	0.30	1		03/03/22 18:18	75-69-4	
1,2,3-Trichloropropane	ND	ug/L	0.50	0.26	1		03/03/22 18:18	96-18-4	
1,2,4-Trimethylbenzene	ND	ug/L	0.50	0.50	1		03/03/22 18:18	95-63-6	
1,3,5-Trimethylbenzene	ND	ug/L	0.50	0.33	1		03/03/22 18:18	108-67-8	
Vinyl chloride	ND	ug/L	1.0	0.39	1		03/03/22 18:18	75-01-4	
m&p-Xylene	ND	ug/L	1.0	0.71	1		03/03/22 18:18	179601-23-1	
o-Xylene	ND	ug/L	0.50	0.34	1		03/03/22 18:18	95-47-6	
Surrogates									
1,2-Dichloroethane-d4 (S)	103	%	70-130		1		03/03/22 18:18	17060-07-0	
4-Bromofluorobenzene (S)	99	%	70-130		1		03/03/22 18:18	460-00-4	
Toluene-d8 (S)	99	%	70-130		1		03/03/22 18:18	2037-26-5	

This report shall not be reproduced, except in full,
without the written consent of Pace Analytical Services, LLC.

Pace Analytical Services, LLC
9800 Kincey Ave. Suite 100
Huntersville, NC 28078
(704)875-9092

QUALITY CONTROL DATA

Project: CPC Huntersville-60674226
Pace Project No.: 92590784

QC Batch: 682385
QC Batch Method: MADEP VPH
Analysis Method: MADEP VPH
Analysis Description: VPH NC Water
Laboratory: Pace Analytical Services - Charlotte
Associated Lab Samples: 92590784001, 92590784002, 92590784003

METHOD BLANK: 3569480
Matrix: Water
Associated Lab Samples: 92590784001, 92590784002, 92590784003

Parameter	Units	Blank Result	Reporting Limit	MDL	Analyzed	Qualifiers
Aliphatic (C05-C08)	ug/L	ND	50.0	50.0	03/03/22 16:09	N2
Aromatic (C09-C10)	ug/L	ND	50.0	50.0	03/03/22 16:09	N2
4-Bromofluorobenzene (FID) (S)	%	91	70-130		03/03/22 16:09	
4-Bromofluorobenzene (PID) (S)	%	82	70-130		03/03/22 16:09	

LABORATORY CONTROL SAMPLE & LCSD: 3569481 3569482

Parameter	Units	Spike Conc.	LCS Result	LCSD Result	LCS % Rec	LCSD % Rec	% Rec Limits	RPD	Max RPD	Qualifiers
Aliphatic (C05-C08)	ug/L	300	275	270	92	90	70-130	2	25	N2
Aromatic (C09-C10)	ug/L	100	97.2	99.4	97	99	70-130	2	25	N2
4-Bromofluorobenzene (FID) (S)	%				99	100	70-130			
4-Bromofluorobenzene (PID) (S)	%				89	89	70-130			

Results presented on this page are in the units indicated by the "Units" column except where an alternate unit is presented to the right of the result.

This report shall not be reproduced, except in full,
without the written consent of Pace Analytical Services, LLC.

Pace Analytical Services, LLC
9800 Kincey Ave. Suite 100
Huntersville, NC 28078
(704)875-9092

QUALITY CONTROL DATA

Project: CPC Huntersville-60674226
Pace Project No.: 92590784

QC Batch: 681876
QC Batch Method: EPA 3010A
Analysis Method: EPA 6020B
Analysis Description: 6020 MET
Laboratory: Pace Analytical Services - Asheville
Associated Lab Samples: 92590784001, 92590784002, 92590784003

METHOD BLANK: 3566605 Matrix: Water
Associated Lab Samples: 92590784001, 92590784002, 92590784003

Parameter	Units	Blank Result	Reporting Limit	MDL	Analyzed	Qualifiers
Lead	ug/L	ND	5.0	0.077	03/02/22 21:11	

LABORATORY CONTROL SAMPLE: 3566606

Parameter	Units	Spike Conc.	LCS Result	LCS % Rec	% Rec Limits	Qualifiers
Lead	ug/L	50	43.9	88	80-120	

MATRIX SPIKE & MATRIX SPIKE DUPLICATE: 3566607 3566608

Parameter	Units	92590778020 Result	MS Spike Conc.	MSD Spike Conc.	MS Result	MSD Result	MS % Rec	MSD % Rec	% Rec Limits	RPD	Max RPD	Qual
Lead	ug/L	ND	50	50	47.2	47.6	94	95	75-125	1	20	

Results presented on this page are in the units indicated by the "Units" column except where an alternate unit is presented to the right of the result.

REPORT OF LABORATORY ANALYSIS

This report shall not be reproduced, except in full,
without the written consent of Pace Analytical Services, LLC.

Pace Analytical Services, LLC
9800 Kincey Ave. Suite 100
Huntersville, NC 28078
(704)875-9092

QUALITY CONTROL DATA

Project: CPC Huntersville-60674226
Pace Project No.: 92590784

QC Batch: 681894
QC Batch Method: SM 6200B
Analysis Method: SM 6200B
Analysis Description: 6200B MSV
Laboratory: Pace Analytical Services - Charlotte
Associated Lab Samples: 92590784001, 92590784002, 92590784003, 92590784004

METHOD BLANK: 3566683
Matrix: Water
Associated Lab Samples: 92590784001, 92590784002, 92590784003, 92590784004

Parameter	Units	Blank Result	Reporting Limit	MDL	Analyzed	Qualifiers
1,1,1,2-Tetrachloroethane	ug/L	ND	0.50	0.31	03/03/22 13:44	
1,1,1-Trichloroethane	ug/L	ND	0.50	0.33	03/03/22 13:44	
1,1,2,2-Tetrachloroethane	ug/L	ND	0.50	0.22	03/03/22 13:44	
1,1,2-Trichloroethane	ug/L	ND	0.50	0.32	03/03/22 13:44	
1,1-Dichloroethane	ug/L	ND	0.50	0.37	03/03/22 13:44	
1,1-Dichloroethene	ug/L	ND	0.50	0.35	03/03/22 13:44	
1,1-Dichloropropene	ug/L	ND	0.50	0.43	03/03/22 13:44	
1,2,3-Trichlorobenzene	ug/L	ND	2.0	0.81	03/03/22 13:44	
1,2,3-Trichloropropane	ug/L	ND	0.50	0.26	03/03/22 13:44	
1,2,4-Trichlorobenzene	ug/L	ND	2.0	0.64	03/03/22 13:44	
1,2,4-Trimethylbenzene	ug/L	ND	0.50	0.50	03/03/22 13:44	
1,2-Dibromo-3-chloropropane	ug/L	ND	1.0	0.34	03/03/22 13:44	
1,2-Dibromoethane (EDB)	ug/L	ND	0.50	0.27	03/03/22 13:44	
1,2-Dichlorobenzene	ug/L	ND	0.50	0.34	03/03/22 13:44	
1,2-Dichloroethane	ug/L	ND	0.50	0.32	03/03/22 13:44	
1,2-Dichloropropane	ug/L	ND	0.50	0.36	03/03/22 13:44	
1,3,5-Trimethylbenzene	ug/L	ND	0.50	0.33	03/03/22 13:44	
1,3-Dichlorobenzene	ug/L	ND	0.50	0.34	03/03/22 13:44	
1,3-Dichloropropane	ug/L	ND	0.50	0.28	03/03/22 13:44	
1,4-Dichlorobenzene	ug/L	ND	0.50	0.33	03/03/22 13:44	
2,2-Dichloropropane	ug/L	ND	0.50	0.39	03/03/22 13:44	
2-Chlorotoluene	ug/L	ND	0.50	0.32	03/03/22 13:44	
4-Chlorotoluene	ug/L	ND	0.50	0.32	03/03/22 13:44	
Benzene	ug/L	ND	0.50	0.34	03/03/22 13:44	
Bromobenzene	ug/L	ND	0.50	0.29	03/03/22 13:44	
Bromochloromethane	ug/L	ND	0.50	0.47	03/03/22 13:44	
Bromodichloromethane	ug/L	ND	0.50	0.31	03/03/22 13:44	
Bromoform	ug/L	ND	0.50	0.34	03/03/22 13:44	
Bromomethane	ug/L	ND	5.0	1.7	03/03/22 13:44	
Carbon tetrachloride	ug/L	ND	0.50	0.33	03/03/22 13:44	
Chlorobenzene	ug/L	ND	0.50	0.28	03/03/22 13:44	
Chloroethane	ug/L	ND	1.0	0.65	03/03/22 13:44	
Chloroform	ug/L	ND	0.50	0.35	03/03/22 13:44	
Chloromethane	ug/L	ND	1.0	0.54	03/03/22 13:44	
cis-1,2-Dichloroethene	ug/L	ND	0.50	0.38	03/03/22 13:44	
cis-1,3-Dichloropropene	ug/L	ND	0.50	0.36	03/03/22 13:44	
Dibromochloromethane	ug/L	ND	0.50	0.36	03/03/22 13:44	
Dibromomethane	ug/L	ND	0.50	0.39	03/03/22 13:44	
Dichlorodifluoromethane	ug/L	ND	0.50	0.35	03/03/22 13:44	
Diisopropyl ether	ug/L	ND	0.50	0.31	03/03/22 13:44	

Results presented on this page are in the units indicated by the "Units" column except where an alternate unit is presented to the right of the result.

This report shall not be reproduced, except in full,
without the written consent of Pace Analytical Services, LLC.

Pace Analytical Services, LLC
9800 Kincey Ave. Suite 100
Huntersville, NC 28078
(704)875-9092

QUALITY CONTROL DATA

Project: CPC Huntersville-60674226
Pace Project No.: 92590784

METHOD BLANK: 3566683 Matrix: Water
Associated Lab Samples: 92590784001, 92590784002, 92590784003, 92590784004

Parameter	Units	Blank Result	Reporting Limit	MDL	Analyzed	Qualifiers
Ethylbenzene	ug/L	ND	0.50	0.30	03/03/22 13:44	
Hexachloro-1,3-butadiene	ug/L	ND	2.0	1.5	03/03/22 13:44	
Isopropylbenzene (Cumene)	ug/L	ND	0.50	0.33	03/03/22 13:44	
m&p-Xylene	ug/L	ND	1.0	0.71	03/03/22 13:44	
Methyl-tert-butyl ether	ug/L	ND	0.50	0.42	03/03/22 13:44	
Methylene Chloride	ug/L	ND	2.0	2.0	03/03/22 13:44	
n-Butylbenzene	ug/L	ND	0.50	0.49	03/03/22 13:44	
n-Propylbenzene	ug/L	ND	0.50	0.34	03/03/22 13:44	
Naphthalene	ug/L	ND	2.0	0.64	03/03/22 13:44	
o-Xylene	ug/L	ND	0.50	0.34	03/03/22 13:44	
sec-Butylbenzene	ug/L	ND	0.50	0.40	03/03/22 13:44	
Styrene	ug/L	ND	0.50	0.29	03/03/22 13:44	
tert-Butylbenzene	ug/L	ND	0.50	0.32	03/03/22 13:44	
Tetrachloroethene	ug/L	ND	0.50	0.29	03/03/22 13:44	
Toluene	ug/L	ND	0.50	0.48	03/03/22 13:44	
trans-1,2-Dichloroethene	ug/L	ND	0.50	0.40	03/03/22 13:44	
trans-1,3-Dichloropropene	ug/L	ND	0.50	0.36	03/03/22 13:44	
Trichloroethene	ug/L	ND	0.50	0.38	03/03/22 13:44	
Trichlorofluoromethane	ug/L	ND	1.0	0.30	03/03/22 13:44	
Vinyl chloride	ug/L	ND	1.0	0.39	03/03/22 13:44	
1,2-Dichloroethane-d4 (S)	%	99	70-130		03/03/22 13:44	
4-Bromofluorobenzene (S)	%	100	70-130		03/03/22 13:44	
Toluene-d8 (S)	%	100	70-130		03/03/22 13:44	

LABORATORY CONTROL SAMPLE: 3566684

Parameter	Units	Spike Conc.	LCS Result	LCS % Rec	% Rec Limits	Qualifiers
1,1,1,2-Tetrachloroethane	ug/L	50	47.8	96	60-140	
1,1,1-Trichloroethane	ug/L	50	45.4	91	60-140	
1,1,2,2-Tetrachloroethane	ug/L	50	46.4	93	60-140	
1,1,2-Trichloroethane	ug/L	50	46.5	93	60-140	
1,1-Dichloroethane	ug/L	50	44.6	89	60-140	
1,1-Dichloroethene	ug/L	50	44.7	89	60-140	
1,1-Dichloropropene	ug/L	50	48.5	97	60-140	
1,2,3-Trichlorobenzene	ug/L	50	50.0	100	60-140	
1,2,3-Trichloropropane	ug/L	50	49.8	100	60-140	
1,2,4-Trichlorobenzene	ug/L	50	48.7	97	60-140	
1,2,4-Trimethylbenzene	ug/L	50	44.3	89	60-140	
1,2-Dibromo-3-chloropropane	ug/L	50	49.7	99	60-140	
1,2-Dibromoethane (EDB)	ug/L	50	46.7	93	60-140	
1,2-Dichlorobenzene	ug/L	50	43.7	87	60-140	
1,2-Dichloroethane	ug/L	50	43.0	86	60-140	
1,2-Dichloropropane	ug/L	50	46.4	93	60-140	
1,3,5-Trimethylbenzene	ug/L	50	45.8	92	60-140	

Results presented on this page are in the units indicated by the "Units" column except where an alternate unit is presented to the right of the result.

This report shall not be reproduced, except in full,
without the written consent of Pace Analytical Services, LLC.

Pace Analytical Services, LLC
9800 Kincey Ave. Suite 100
Huntersville, NC 28078
(704)875-9092

QUALITY CONTROL DATA

Project: CPC Huntersville-60674226
Pace Project No.: 92590784

LABORATORY CONTROL SAMPLE: 3566684

Parameter	Units	Spike Conc.	LCS Result	LCS % Rec	% Rec Limits	Qualifiers
1,3-Dichlorobenzene	ug/L	50	44.7	89	60-140	
1,3-Dichloropropane	ug/L	50	45.3	91	60-140	
1,4-Dichlorobenzene	ug/L	50	44.5	89	60-140	
2,2-Dichloropropane	ug/L	50	46.7	93	60-140	
2-Chlorotoluene	ug/L	50	44.4	89	60-140	
4-Chlorotoluene	ug/L	50	43.7	87	60-140	
Benzene	ug/L	50	44.5	89	60-140	
Bromobenzene	ug/L	50	44.7	89	60-140	
Bromochloromethane	ug/L	50	46.1	92	60-140	
Bromodichloromethane	ug/L	50	46.8	94	60-140	
Bromoform	ug/L	50	49.7	99	60-140	
Bromomethane	ug/L	50	47.3	95	60-140	
Carbon tetrachloride	ug/L	50	43.5	87	60-140	
Chlorobenzene	ug/L	50	45.9	92	60-140	
Chloroethane	ug/L	50	39.8	80	60-140	
Chloroform	ug/L	50	44.7	89	60-140	
Chloromethane	ug/L	50	42.5	85	60-140	
cis-1,2-Dichloroethene	ug/L	50	45.0	90	60-140	
cis-1,3-Dichloropropene	ug/L	50	48.1	96	60-140	
Dibromochloromethane	ug/L	50	45.5	91	60-140	
Dibromomethane	ug/L	50	46.2	92	60-140	
Dichlorodifluoromethane	ug/L	50	39.8	80	60-140	
Diisopropyl ether	ug/L	50	43.7	87	60-140	
Ethylbenzene	ug/L	50	45.2	90	60-140	
Hexachloro-1,3-butadiene	ug/L	50	48.5	97	60-140	
Isopropylbenzene (Cumene)	ug/L	50	46.8	94	60-140	
m&p-Xylene	ug/L	100	90.3	90	60-140	
Methyl-tert-butyl ether	ug/L	50	46.6	93	60-140	
Methylene Chloride	ug/L	50	49.5	99	60-140	
n-Butylbenzene	ug/L	50	47.0	94	60-140	
n-Propylbenzene	ug/L	50	44.5	89	60-140	
Naphthalene	ug/L	50	50.0	100	60-140	
o-Xylene	ug/L	50	45.6	91	60-140	
sec-Butylbenzene	ug/L	50	45.0	90	60-140	
Styrene	ug/L	50	47.6	95	60-140	
tert-Butylbenzene	ug/L	50	45.1	90	60-140	
Tetrachloroethene	ug/L	50	46.7	93	60-140	
Toluene	ug/L	50	43.6	87	60-140	
trans-1,2-Dichloroethene	ug/L	50	45.5	91	60-140	
trans-1,3-Dichloropropene	ug/L	50	47.9	96	60-140	
Trichloroethene	ug/L	50	44.9	90	60-140	
Trichlorofluoromethane	ug/L	50	39.5	79	60-140	
Vinyl chloride	ug/L	50	45.4	91	60-140	
1,2-Dichloroethane-d4 (S)	%			103	70-130	
4-Bromofluorobenzene (S)	%			97	70-130	
Toluene-d8 (S)	%			99	70-130	

Results presented on this page are in the units indicated by the "Units" column except where an alternate unit is presented to the right of the result.

This report shall not be reproduced, except in full,
without the written consent of Pace Analytical Services, LLC.

Pace Analytical Services, LLC
9800 Kincey Ave. Suite 100
Huntersville, NC 28078
(704)875-9092

QUALITY CONTROL DATA

Project: CPC Huntersville-60674226
Pace Project No.: 92590784

MATRIX SPIKE & MATRIX SPIKE DUPLICATE: 3566685 3566686

Parameter	Units	92590778018 Result	MS Spike Conc.	MSD Spike Conc.	MS Result	MSD Result	MS % Rec	MSD % Rec	% Rec Limits	RPD	Max RPD	Qual
1,1,1,2-Tetrachloroethane	ug/L	ND	20	20	22.1	22.4	111	112	60-140	1	30	
1,1,1-Trichloroethane	ug/L	ND	20	20	21.8	22.2	109	111	60-140	2	30	
1,1,2,2-Tetrachloroethane	ug/L	ND	20	20	22.0	22.0	110	110	60-140	0	30	
1,1,2-Trichloroethane	ug/L	ND	20	20	21.6	21.5	108	108	60-140	0	30	
1,1-Dichloroethane	ug/L	ND	20	20	21.4	21.6	107	108	60-140	1	30	
1,1-Dichloroethene	ug/L	ND	20	20	21.3	21.9	106	109	60-140	3	30	
1,1-Dichloropropene	ug/L	ND	20	20	23.4	23.8	117	119	60-140	2	30	
1,2,3-Trichlorobenzene	ug/L	ND	20	20	24.5	25.0	122	125	60-140	2	30	
1,2,3-Trichloropropane	ug/L	ND	20	20	23.5	21.5	118	108	60-140	9	30	
1,2,4-Trichlorobenzene	ug/L	ND	20	20	23.7	23.8	119	119	60-140	0	30	
1,2,4-Trimethylbenzene	ug/L	ND	20	20	21.3	21.6	106	108	60-140	1	30	
1,2-Dibromo-3-chloropropane	ug/L	ND	20	20	23.6	23.7	118	119	60-140	1	30	
1,2-Dibromoethane (EDB)	ug/L	ND	20	20	22.2	22.3	111	112	60-140	1	30	
1,2-Dichlorobenzene	ug/L	ND	20	20	21.5	22.2	107	111	60-140	3	30	
1,2-Dichloroethane	ug/L	ND	20	20	20.2	20.7	101	103	60-140	3	30	
1,2-Dichloropropane	ug/L	ND	20	20	21.9	22.0	110	110	60-140	0	30	
1,3,5-Trimethylbenzene	ug/L	ND	20	20	22.3	23.0	111	115	60-140	3	30	
1,3-Dichlorobenzene	ug/L	ND	20	20	21.4	22.4	107	112	60-140	5	30	
1,3-Dichloropropane	ug/L	ND	20	20	21.6	21.5	108	107	60-140	1	30	
1,4-Dichlorobenzene	ug/L	ND	20	20	20.6	21.5	103	107	60-140	4	30	
2,2-Dichloropropane	ug/L	ND	20	20	22.5	22.2	113	111	60-140	1	30	
2-Chlorotoluene	ug/L	ND	20	20	21.3	21.9	107	110	60-140	3	30	
4-Chlorotoluene	ug/L	ND	20	20	20.8	21.8	104	109	60-140	5	30	
Benzene	ug/L	ND	20	20	21.4	21.8	107	109	60-140	2	30	
Bromobenzene	ug/L	ND	20	20	22.0	23.1	110	115	60-140	5	30	
Bromochloromethane	ug/L	ND	20	20	22.4	22.1	112	110	60-140	2	30	
Bromodichloromethane	ug/L	ND	20	20	21.6	21.8	108	109	60-140	1	30	
Bromoform	ug/L	ND	20	20	22.5	21.9	113	109	60-140	3	30	
Bromomethane	ug/L	ND	20	20	26.6	25.4	133	127	60-140	5	30	
Carbon tetrachloride	ug/L	ND	20	20	20.7	20.6	103	103	60-140	0	30	
Chlorobenzene	ug/L	ND	20	20	22.0	22.1	110	111	60-140	1	30	
Chloroethane	ug/L	ND	20	20	23.8	23.5	119	117	60-140	1	30	
Chloroform	ug/L	ND	20	20	21.5	22.8	108	114	60-140	6	30	
Chloromethane	ug/L	ND	20	20	20.1	19.9	101	100	60-140	1	30	
cis-1,2-Dichloroethene	ug/L	ND	20	20	21.4	21.9	107	109	60-140	2	30	
cis-1,3-Dichloropropene	ug/L	ND	20	20	21.9	21.9	110	109	60-140	0	30	
Dibromochloromethane	ug/L	ND	20	20	20.5	21.4	102	107	60-140	4	30	
Dibromomethane	ug/L	ND	20	20	21.7	21.9	108	109	60-140	1	30	
Dichlorodifluoromethane	ug/L	ND	20	20	21.2	21.7	106	108	60-140	2	30	
Diisopropyl ether	ug/L	ND	20	20	19.7	20.1	99	100	60-140	2	30	
Ethylbenzene	ug/L	ND	20	20	21.9	22.2	110	111	60-140	1	30	
Hexachloro-1,3-butadiene	ug/L	ND	20	20	24.0	25.0	120	125	60-140	4	30	
Isopropylbenzene (Cumene)	ug/L	ND	20	20	22.6	22.9	113	115	60-140	1	30	
m&p-Xylene	ug/L	ND	40	40	44.1	43.9	110	110	60-140	0	30	

Results presented on this page are in the units indicated by the "Units" column except where an alternate unit is presented to the right of the result.

This report shall not be reproduced, except in full,
without the written consent of Pace Analytical Services, LLC.

Pace Analytical Services, LLC
9800 Kincey Ave. Suite 100
Huntersville, NC 28078
(704)875-9092

QUALITY CONTROL DATA

Project: CPC Huntersville-60674226
Pace Project No.: 92590784

MATRIX SPIKE & MATRIX SPIKE DUPLICATE: 3566685 3566686

Parameter	Units	92590778018 Result	MS Spike Conc.	MSD Spike Conc.	MS Result	MSD Result	MS % Rec	MSD % Rec	% Rec Limits	RPD	Max RPD	Qual
Methyl-tert-butyl ether	ug/L	ND	20	20	21.0	21.7	105	108	60-140	3	30	
Methylene Chloride	ug/L	ND	20	20	21.2	21.7	106	109	60-140	2	30	
n-Butylbenzene	ug/L	ND	20	20	22.7	23.2	113	116	60-140	2	30	
n-Propylbenzene	ug/L	ND	20	20	21.7	22.5	108	112	60-140	4	30	
Naphthalene	ug/L	ND	20	20	24.9	25.0	125	125	60-140	0	30	
o-Xylene	ug/L	ND	20	20	21.9	22.0	110	110	60-140	0	30	
sec-Butylbenzene	ug/L	ND	20	20	22.1	22.5	111	113	60-140	2	30	
Styrene	ug/L	ND	20	20	22.4	22.7	112	114	60-140	1	30	
tert-Butylbenzene	ug/L	ND	20	20	18.7	19.3	94	96	60-140	3	30	
Tetrachloroethene	ug/L	ND	20	20	22.2	22.4	111	112	60-140	1	30	
Toluene	ug/L	ND	20	20	21.1	20.9	105	104	60-140	1	30	
trans-1,2-Dichloroethene	ug/L	ND	20	20	22.0	22.3	110	112	60-140	1	30	
trans-1,3-Dichloropropene	ug/L	ND	20	20	21.9	21.6	109	108	60-140	1	30	
Trichloroethene	ug/L	ND	20	20	21.4	21.4	107	107	60-140	0	30	
Trichlorofluoromethane	ug/L	ND	20	20	20.2	20.4	101	102	60-140	1	30	
Vinyl chloride	ug/L	ND	20	20	21.9	21.9	110	110	60-140	0	30	
1,2-Dichloroethane-d4 (S)	%						99	101	70-130			
4-Bromofluorobenzene (S)	%						101	100	70-130			
Toluene-d8 (S)	%						99	98	70-130			

Results presented on this page are in the units indicated by the "Units" column except where an alternate unit is presented to the right of the result.

This report shall not be reproduced, except in full,
without the written consent of Pace Analytical Services, LLC.

Pace Analytical Services, LLC
9800 Kincey Ave. Suite 100
Huntersville, NC 28078
(704)875-9092

QUALIFIERS

Project: CPC Huntersville-60674226
Pace Project No.: 92590784

DEFINITIONS

DF - Dilution Factor, if reported, represents the factor applied to the reported data due to dilution of the sample aliquot.

ND - Not Detected at or above adjusted reporting limit.

TNTC - Too Numerous To Count

J - Estimated concentration above the adjusted method detection limit and below the adjusted reporting limit.

MDL - Adjusted Method Detection Limit.

PQL - Practical Quantitation Limit.

RL - Reporting Limit - The lowest concentration value that meets project requirements for quantitative data with known precision and bias for a specific analyte in a specific matrix.

S - Surrogate

1,2-Diphenylhydrazine decomposes to and cannot be separated from Azobenzene using Method 8270. The result for each analyte is a combined concentration.

Consistent with EPA guidelines, unrounded data are displayed and have been used to calculate % recovery and RPD values.

LCS(D) - Laboratory Control Sample (Duplicate)

MS(D) - Matrix Spike (Duplicate)

DUP - Sample Duplicate

RPD - Relative Percent Difference

NC - Not Calculable.

SG - Silica Gel - Clean-Up

U - Indicates the compound was analyzed for, but not detected.

Acid preservation may not be appropriate for 2 Chloroethylvinyl ether.

A separate vial preserved to a pH of 4-5 is recommended in SW846 Chapter 4 for the analysis of Acrolein and Acrylonitrile by EPA Method 8260.

N-Nitrosodiphenylamine decomposes and cannot be separated from Diphenylamine using Method 8270. The result reported for each analyte is a combined concentration.

Reported results are not rounded until the final step prior to reporting. Therefore, calculated parameters that are typically reported as "Total" may vary slightly from the sum of the reported component parameters.

Pace Analytical is TNI accredited. Contact your Pace PM for the current list of accredited analytes.

TNI - The NELAC Institute.

ANALYTE QUALIFIERS

N2	The lab does not hold NELAC/TNI accreditation for this parameter but other accreditations/certifications may apply. A complete list of accreditations/certifications is available upon request.

This report shall not be reproduced, except in full,
without the written consent of Pace Analytical Services, LLC.

Pace Analytical Services, LLC
9800 Kincey Ave. Suite 100
Huntersville, NC 28078
(704)875-9092

QUALITY CONTROL DATA CROSS REFERENCE TABLE

Project: CPC Huntersville-60674226
Pace Project No.: 92590784

Lab ID	Sample ID	QC Batch Method	QC Batch	Analytical Method	Analytical Batch
92590784001	**MW-91DD**	MADEP VPH	682385		
92590784002	**MW-27**	MADEP VPH	682385		
92590784003	**MW-20**	MADEP VPH	682385		
92590784001	**MW-91DD**	EPA 3010A	681876	EPA 6020B	681936
92590784002	**MW-27**	EPA 3010A	681876	EPA 6020B	681936
92590784003	**MW-20**	EPA 3010A	681876	EPA 6020B	681936
92590784001	**MW-91DD**	SM 6200B	681894		
92590784002	**MW-27**	SM 6200B	681894		
92590784003	**MW-20**	SM 6200B	681894		
92590784004	**TRIP BLANK**	SM 6200B	681894		

This report shall not be reproduced, except in full,
without the written consent of Pace Analytical Services, LLC.

Pace Analytical	Document Name: Sample Condition Upon Receipt (SCUR)	Document Revised: November 15, 2021 Page 1 of 2
	Document No.: F-CAR-CS-033-Rev.08	Issuing Authority: Pace Carolinas Quality Office

Laboratory receiving samples:
Asheville ☐ Eden ☐ Greenwood ☐ Huntersville ☑ Raleigh ☐ Mechanicsville ☐ Atlanta ☐ Kernersville ☐

Sample Condition Upon Receipt

Client Name: AECOM

Project #: WO# : 92590784

92590784

Courier: ☐ Commercial ☐ Fed Ex ☐ UPS ☐ USPS ☐ Client ☐ Pace ☐ Other:____

Custody Seal Present? ☐ Yes ☑ No **Seals Intact?** ☐ Yes ☑ No

Date/Initials Person Examining Contents: JB 3/1/22

Packing Material: ☐ Bubble Wrap ☑ Bubble Bags ☐ None ☐ Other

Biological Tissue Frozen? ☐ Yes ☐ No ☑ N/A

Thermometer: ☑ IR Gun ID: 92T064

Type of Ice: ☑ Wet ☐ Blue ☐ None

Cooler Temp: 3.1, 4.7, 3.6 **Correction Factor:** Add/Subtract (°C) 0

Temp should be above freezing to 6°C
☐ Samples out of temp criteria. Samples on ice, cooling process has begun

~~**Cooler Temp Corrected (°C):**~~ 3.1, 4.7, 3.6

USDA Regulated Soil (☐ N/A, water sample)

Did samples originate in a quarantine zone within the United States: CA, NY, or SC (check maps)? ☐ Yes ☐ No

Did samples originate from a foreign source (internationally, including Hawaii and Puerto Rico)? ☐ Yes ☐ No

				Comments/Discrepancy:
Chain of Custody Present?	☑ Yes	☐ No	☐ N/A	1.
Samples Arrived within Hold Time?	☑ Yes	☐ No	☐ N/A	2.
Short Hold Time Analysis (<72 hr.)?	☐ Yes	☑ No	☐ N/A	3.
Rush Turn Around Time Requested?	☑ Yes	☐ No	☐ N/A	4.
Sufficient Volume?	☑ Yes	☐ No	☐ N/A	5.
Correct Containers Used?	☑ Yes	☐ No	☐ N/A	6.
-Pace Containers Used?	☑ Yes	☐ No	☐ N/A	
Containers Intact?	☑ Yes	☐ No	☐ N/A	7.
Dissolved analysis: Samples Field Filtered?	☐ Yes	☐ No	☑ N/A	8.
Sample Labels Match COC?	☑ Yes	☐ No	☐ N/A	9.
-Includes Date/Time/ID/Analysis Matrix: WT				
Headspace in VOA Vials (>5-6mm)?	☐ Yes	☑ No	☐ N/A	10.
Trip Blank Present?	☑ Yes	☐ No	☐ N/A	11.
Trip Blank Custody Seals Present?	☑ Yes	☐ No	☐ N/A	

COMMENTS/SAMPLE DISCREPANCY

Field Data Required? ☐ Yes ☐ No

Lot ID of split containers:

CLIENT NOTIFICATION/RESOLUTION

Person contacted: _____ Date/Time: _____

Project Manager SCURF Review: _____ **Date:** _____

Project Manager SRF Review: _____ **Date:** _____

***Check mark top half of box if pH and/or dechlorination is verified and within the acceptance range for preservation samples.**

Exceptions: VOA, Coliform, TOC, Oil and Grease, DRO/8015 (water) DOC, LLHg

****Bottom half of box is to list number of bottles**

Project # WO#: 92590784

PM: BV Due Date: 03/04/22

CLIENT: 92-AECOM CHA

Item#	BP4U-125 mL Plastic Unpreserved (N/A) (Cl-)	BP3U-250 mL Plastic Unpreserved (N/A)	BP2U-500 mL Plastic Unpreserved (N/A)	BP1U-1 liter Plastic Unpreserved (N/A)	BP4S-125 mL Plastic H2SO4 (pH < 2) (Cl-)	BP3N-250 mL plastic HNO3 (pH < 2)	BP4Z-125 mL Plastic ZN Acetate & NaOH (>9)	BP4B-125 mL Plastic NaOH (pH > 12) (Cl-)	WGFU-Wide-mouthed Glass jar Unpreserved	AG1U-1 liter Amber Unpreserved (N/A) (Cl-)	AG1H-1 liter Amber HCl (pH < 2)	AG3U-250 mL Amber Unpreserved (N/A) (Cl-)	AG1S-1 liter Amber H2SO4 (pH < 2)	AG3S-250 mL Amber H2SO4 (pH < 2)	AG3A(DG3A)-250 mL Amber NH4Cl (N/A)(Cl-)	DG9H-40 mL VOA HCl (N/A)	VG9T-40 mL VOA Na2S2O3 (N/A)	VG9U-40 mL VOA Unpreserved (N/A)	DG9P-40 mL VOA H3PO4 (N/A)	VOAK (3 vials per kit)-5035 kit (N/A)	V/GK (3 vials per kit)-VPH/Gas kit (N/A)	SP5T-125 mL Sterile Plastic (N/A – lab)	SP2T-250 mL Sterile Plastic (N/A – lab)		BP3A-250 mL Plastic (NH2)2SO4 (9.3-9.7)	AG0U-100 mL Amber Unpreserved vials (N/A)	VSGU-20 mL Scintillation vials (N/A)	DG9U-40 mL Amber Unpreserved vials (N/A)
1						1 ✓										7												
2						1 ✓										7												
3						1 ✓										7												
4																2												
5																												
6																												
7																												
8																												
9																												
10																												
11																												
12																												

pH Adjustment Log for Preserved Samples

Sample ID	Type of Preservative	pH upon receipt	Date preservation adjusted	Time preservation adjusted	Amount of Preservative added	Lot #

Note: Whenever there is a discrepancy affecting North Carolina compliance samples, a copy of this form will be sent to the North Carolina DENR Certification Office (i.e. Out of hold, incorrect preservative, out of temp, incorrect containers.

Yellow

Pace Analytical
WWW.PACELABS.COM

CHAIN-OF-CUSTODY / Analytical Request Document

The Chain-of-Custody is a LEGAL DOCUMENT. All relevant fields must be completed accurately.

Submitting a sample via this chain of custody constitutes acknowledgment and acceptance of the Pace Terms and Conditions found at https://info.pacelabs.com/hubfs/pas-standard-terms.pdf.

Section A — Required Client Information:

Company:	AECOM
Address:	6000 Fairview Road
	Suite 200, Charlotte, NC 28226
Email:	andrew.wreschnig@aecom.com
Phone:	(704)522-0330 Fax
Requested Due Date:	

Section B — Required Project Information:

Report To:	Andrew Wreschnig
Copy To:	
Purchase Order #:	
Project Name:	CPC Huntersville 60639876
Project #:	60674226

Section C — Invoice Information:

Attention:	
Company Name:	
Address:	
Pace Quote:	
Pace Project Manager:	bonnie.vang@pacelabs.com,
Pace Profile #:	12518-3

Regulatory Agency	
State / Location	
	NC

Requested Analysis Filtered (Y/N)

ITEM #	SAMPLE ID (One Character per box. (A-Z, 0-9 / , -) Sample Ids must be unique)	MATRIX CODE (see valid codes to left)	SAMPLE TYPE (G=GRAB C=COMP)	COLLECTED START DATE	COLLECTED START TIME	COLLECTED END DATE	COLLECTED END TIME	SAMPLE TEMP AT COLLECTION	# OF CONTAINERS	Preservatives: Unpreserved	H2SO4	HNO3	HCL	NaOH	Na2S2O3	Methanol	Other	Analyses Test (Y/N)	6200	VPH	Lead; Total	Trip BLANK	DI Water	Residual Chlorine (Y/N)	92590784
1	MW-91DD	WT	G	3/1/22	1030				8			Y	X						X	X	X				001
2	MW-27	|	|	|	1245				|			|	|					|	|	|				002
3	MW-20	|	|	|	1440				|			|	|					|	|	|				003
4	Trip Blank	Lab Provided							2													X			004
5																									
6																									
7																									
8																									
9																									
10																									
11																									
12																									

MATRIX CODE

MATRIX	CODE
Drinking Water	DW
Water	WT
Waste Water	WW
Product	P
Soil/Solid	SL
Oil	OL
Wipe	WP
Air	AR
Other	OT
Tissue	TS

ADDITIONAL COMMENTS	RELINQUISHED BY / AFFILIATION	DATE	TIME	ACCEPTED BY / AFFILIATION	DATE	TIME	SAMPLE CONDITIONS			
	Mike de Kozlowski / AECOM	3/1/22	1630	J B Pace HGL	3/1/22	1630	4.7	Y	N	

SAMPLER NAME AND SIGNATURE

PRINT Name of SAMPLER: Mike de Kozlowski

SIGNATURE of SAMPLER: Mike de Kozlowski

DATE Signed: 3/1/22

TEMP in C	Received on Ice (Y/N)	Custody Sealed Cooler (Y/N)	Samples Intact (Y/N)

Pace Analytical Services, LLC
9800 Kincey Ave. Suite 100
Huntersville, NC 28078
(704)875-9092

March 08, 2022

Andrew Wreschnig
AECOM
6000 Fairview Road
Suite 200
Charlotte, NC 28210

RE: Project: CPC Huntersville-60674226
Pace Project No.: 92591052

Dear Andrew Wreschnig:

Enclosed are the analytical results for sample(s) received by the laboratory on March 02, 2022. The results relate only to the samples included in this report. Results reported herein conform to the applicable TNI/NELAC Standards and the laboratory's Quality Manual, where applicable, unless otherwise noted in the body of the report.

The test results provided in this final report were generated by each of the following laboratories within the Pace Network:

- Pace Analytical Services - Asheville
- Pace Analytical Services - Charlotte

If you have any questions concerning this report, please feel free to contact me.

Sincerely,

Bonnie Vang

Bonnie Vang
bonnie.vang@pacelabs.com
(704)875-9092
Project Manager

Enclosures

cc: Teresa Amentt Jennings, AECOM
Jeff Morrison, Colonial Pipeline Company

REPORT OF LABORATORY ANALYSIS

This report shall not be reproduced, except in full,
without the written consent of Pace Analytical Services, LLC.

Pace Analytical Services, LLC
9800 Kincey Ave. Suite 100
Huntersville, NC 28078
(704)875-9092

CERTIFICATIONS

Project: CPC Huntersville-60674226
Pace Project No.: 92591052

Pace Analytical Services Charlotte

South Carolina Laboratory ID: 99006
9800 Kincey Ave. Ste 100, Huntersville, NC 28078
North Carolina Drinking Water Certification #: 37706
North Carolina Field Services Certification #: 5342
North Carolina Wastewater Certification #: 12
South Carolina Laboratory ID: 99006
South Carolina Certification #: 99006001
South Carolina Drinking Water Cert. #: 99006003
Florida/NELAP Certification #: E87627
Kentucky UST Certification #: 84
Louisiana DoH Drinking Water #: LA029
Virginia/VELAP Certification #: 460221

Pace Analytical Services Asheville

2225 Riverside Drive, Asheville, NC 28804
Florida/NELAP Certification #: E87648
North Carolina Drinking Water Certification #: 37712
North Carolina Wastewater Certification #: 40
South Carolina Laboratory ID: 99030
South Carolina Certification #: 99030001
Virginia/VELAP Certification #: 460222

This report shall not be reproduced, except in full,
without the written consent of Pace Analytical Services, LLC.

Pace Analytical Services, LLC
9800 Kincey Ave. Suite 100
Huntersville, NC 28078
(704)875-9092

SAMPLE SUMMARY

Project: CPC Huntersville-60674226
Pace Project No.: 92591052

Lab ID	Sample ID	Matrix	Date Collected	Date Received
92591052001	**MW-76**	Water	03/02/22 15:30	03/02/22 16:30
92591052002	**TRIP BLANK**	Water	03/02/22 00:00	03/02/22 16:30

This report shall not be reproduced, except in full,
without the written consent of Pace Analytical Services, LLC.

Pace Analytical Services, LLC
9800 Kincey Ave. Suite 100
Huntersville, NC 28078
(704)875-9092

SAMPLE ANALYTE COUNT

Project: CPC Huntersville-60674226
Pace Project No.: 92591052

Lab ID	Sample ID	Method	Analysts	Analytes Reported	Laboratory
92591052001	**MW-76**	MADEP VPH	MAD	6	PASI-C
		EPA 6020B	JOR	1	PASI-A
		SM 6200B	BSH	63	PASI-C
92591052002	**TRIP BLANK**	SM 6200B	BSH	63	PASI-C

PASI-A = Pace Analytical Services - Asheville
PASI-C = Pace Analytical Services - Charlotte

This report shall not be reproduced, except in full,
without the written consent of Pace Analytical Services, LLC.

Pace Analytical Services, LLC
9800 Kincey Ave. Suite 100
Huntersville, NC 28078
(704)875-9092

ANALYTICAL RESULTS

Project: CPC Huntersville-60674226
Pace Project No.: 92591052

Sample: MW-76 **Lab ID: 92591052001** Collected: 03/02/22 15:30 Received: 03/02/22 16:30 Matrix: Water

Parameters	Results	Units	Report Limit	MDL	DF	Prepared	Analyzed	CAS No.	Qual
VPH NC Water	Analytical Method: MADEP VPH								
	Pace Analytical Services - Charlotte								
Total VPH (C5-C12)	ND	ug/L	50.0	50.0	1		03/04/22 03:40		N2
Aliphatic (C05-C08)	ND	ug/L	50.0	50.0	1		03/04/22 03:40		N2
Aliphatic(C09-C12) Adjusted	ND	ug/L	50.0	50.0	1		03/04/22 03:40		N2
Aromatic (C09-C10)	ND	ug/L	50.0	50.0	1		03/04/22 03:40		N2
Surrogates									
4-Bromofluorobenzene (FID) (S)	98	%	70-130		1		03/04/22 03:40	460-00-4	
4-Bromofluorobenzene (PID) (S)	88	%	70-130		1		03/04/22 03:40	460-00-4	
6020 MET ICPMS	Analytical Method: EPA 6020B Preparation Method: EPA 3010A								
	Pace Analytical Services - Asheville								
Lead	**7.4**	ug/L	5.0	0.077	1	03/05/22 11:43	03/07/22 14:15	7439-92-1	
6200B MSV	Analytical Method: SM 6200B								
	Pace Analytical Services - Charlotte								
Benzene	ND	ug/L	0.50	0.34	1		03/03/22 06:29	71-43-2	
Bromobenzene	ND	ug/L	0.50	0.29	1		03/03/22 06:29	108-86-1	
Bromochloromethane	ND	ug/L	0.50	0.47	1		03/03/22 06:29	74-97-5	
Bromodichloromethane	ND	ug/L	0.50	0.31	1		03/03/22 06:29	75-27-4	
Bromoform	ND	ug/L	0.50	0.34	1		03/03/22 06:29	75-25-2	
Bromomethane	ND	ug/L	5.0	1.7	1		03/03/22 06:29	74-83-9	
n-Butylbenzene	ND	ug/L	0.50	0.49	1		03/03/22 06:29	104-51-8	
sec-Butylbenzene	ND	ug/L	0.50	0.40	1		03/03/22 06:29	135-98-8	
tert-Butylbenzene	ND	ug/L	0.50	0.32	1		03/03/22 06:29	98-06-6	
Carbon tetrachloride	ND	ug/L	0.50	0.33	1		03/03/22 06:29	56-23-5	
Chlorobenzene	ND	ug/L	0.50	0.28	1		03/03/22 06:29	108-90-7	
Chloroethane	ND	ug/L	1.0	0.65	1		03/03/22 06:29	75-00-3	
Chloroform	ND	ug/L	0.50	0.35	1		03/03/22 06:29	67-66-3	
Chloromethane	ND	ug/L	1.0	0.54	1		03/03/22 06:29	74-87-3	
2-Chlorotoluene	ND	ug/L	0.50	0.32	1		03/03/22 06:29	95-49-8	
4-Chlorotoluene	ND	ug/L	0.50	0.32	1		03/03/22 06:29	106-43-4	
1,2-Dibromo-3-chloropropane	ND	ug/L	1.0	0.34	1		03/03/22 06:29	96-12-8	
Dibromochloromethane	ND	ug/L	0.50	0.36	1		03/03/22 06:29	124-48-1	
1,2-Dibromoethane (EDB)	ND	ug/L	0.50	0.27	1		03/03/22 06:29	106-93-4	
Dibromomethane	ND	ug/L	0.50	0.39	1		03/03/22 06:29	74-95-3	
1,2-Dichlorobenzene	ND	ug/L	0.50	0.34	1		03/03/22 06:29	95-50-1	
1,3-Dichlorobenzene	ND	ug/L	0.50	0.34	1		03/03/22 06:29	541-73-1	
1,4-Dichlorobenzene	ND	ug/L	0.50	0.33	1		03/03/22 06:29	106-46-7	
Dichlorodifluoromethane	ND	ug/L	0.50	0.35	1		03/03/22 06:29	75-71-8	
1,1-Dichloroethane	ND	ug/L	0.50	0.37	1		03/03/22 06:29	75-34-3	
1,2-Dichloroethane	ND	ug/L	0.50	0.32	1		03/03/22 06:29	107-06-2	
1,1-Dichloroethene	ND	ug/L	0.50	0.35	1		03/03/22 06:29	75-35-4	
cis-1,2-Dichloroethene	ND	ug/L	0.50	0.38	1		03/03/22 06:29	156-59-2	
trans-1,2-Dichloroethene	ND	ug/L	0.50	0.40	1		03/03/22 06:29	156-60-5	
1,2-Dichloropropane	ND	ug/L	0.50	0.36	1		03/03/22 06:29	78-87-5	
1,3-Dichloropropane	ND	ug/L	0.50	0.28	1		03/03/22 06:29	142-28-9	

This report shall not be reproduced, except in full,
without the written consent of Pace Analytical Services, LLC.

Pace Analytical Services, LLC
9800 Kincey Ave. Suite 100
Huntersville, NC 28078
(704)875-9092

ANALYTICAL RESULTS

Project: CPC Huntersville-60674226
Pace Project No.: 92591052

Sample: MW-76 **Lab ID: 92591052001** Collected: 03/02/22 15:30 Received: 03/02/22 16:30 Matrix: Water

Parameters	Results	Units	Report Limit	MDL	DF	Prepared	Analyzed	CAS No.	Qual
6200B MSV	Analytical Method: SM 6200B								
	Pace Analytical Services - Charlotte								
2,2-Dichloropropane	ND	ug/L	0.50	0.39	1		03/03/22 06:29	594-20-7	
1,1-Dichloropropene	ND	ug/L	0.50	0.43	1		03/03/22 06:29	563-58-6	
cis-1,3-Dichloropropene	ND	ug/L	0.50	0.36	1		03/03/22 06:29	10061-01-5	
trans-1,3-Dichloropropene	ND	ug/L	0.50	0.36	1		03/03/22 06:29	10061-02-6	
Diisopropyl ether	ND	ug/L	0.50	0.31	1		03/03/22 06:29	108-20-3	
Ethylbenzene	ND	ug/L	0.50	0.30	1		03/03/22 06:29	100-41-4	
Hexachloro-1,3-butadiene	ND	ug/L	2.0	1.5	1		03/03/22 06:29	87-68-3	
Isopropylbenzene (Cumene)	ND	ug/L	0.50	0.33	1		03/03/22 06:29	98-82-8	
Methylene Chloride	ND	ug/L	2.0	2.0	1		03/03/22 06:29	75-09-2	
Methyl-tert-butyl ether	ND	ug/L	0.50	0.42	1		03/03/22 06:29	1634-04-4	
Naphthalene	ND	ug/L	2.0	0.64	1		03/03/22 06:29	91-20-3	
n-Propylbenzene	ND	ug/L	0.50	0.34	1		03/03/22 06:29	103-65-1	
Styrene	ND	ug/L	0.50	0.29	1		03/03/22 06:29	100-42-5	
1,1,1,2-Tetrachloroethane	ND	ug/L	0.50	0.31	1		03/03/22 06:29	630-20-6	
1,1,2,2-Tetrachloroethane	ND	ug/L	0.50	0.22	1		03/03/22 06:29	79-34-5	
Tetrachloroethene	ND	ug/L	0.50	0.29	1		03/03/22 06:29	127-18-4	
Toluene	ND	ug/L	0.50	0.48	1		03/03/22 06:29	108-88-3	
1,2,3-Trichlorobenzene	ND	ug/L	2.0	0.81	1		03/03/22 06:29	87-61-6	
1,2,4-Trichlorobenzene	ND	ug/L	2.0	0.64	1		03/03/22 06:29	120-82-1	
1,1,1-Trichloroethane	ND	ug/L	0.50	0.33	1		03/03/22 06:29	71-55-6	
1,1,2-Trichloroethane	ND	ug/L	0.50	0.32	1		03/03/22 06:29	79-00-5	
Trichloroethene	ND	ug/L	0.50	0.38	1		03/03/22 06:29	79-01-6	
Trichlorofluoromethane	ND	ug/L	1.0	0.30	1		03/03/22 06:29	75-69-4	
1,2,3-Trichloropropane	ND	ug/L	0.50	0.26	1		03/03/22 06:29	96-18-4	
1,2,4-Trimethylbenzene	ND	ug/L	0.50	0.50	1		03/03/22 06:29	95-63-6	
1,3,5-Trimethylbenzene	ND	ug/L	0.50	0.33	1		03/03/22 06:29	108-67-8	
Vinyl chloride	ND	ug/L	1.0	0.39	1		03/03/22 06:29	75-01-4	
m&p-Xylene	ND	ug/L	1.0	0.71	1		03/03/22 06:29	179601-23-1	
o-Xylene	ND	ug/L	0.50	0.34	1		03/03/22 06:29	95-47-6	
Surrogates									
1,2-Dichloroethane-d4 (S)	89	%	70-130		1		03/03/22 06:29	17060-07-0	
4-Bromofluorobenzene (S)	99	%	70-130		1		03/03/22 06:29	460-00-4	
Toluene-d8 (S)	104	%	70-130		1		03/03/22 06:29	2037-26-5	

This report shall not be reproduced, except in full,
without the written consent of Pace Analytical Services, LLC.

Pace Analytical Services, LLC
9800 Kincey Ave. Suite 100
Huntersville, NC 28078
(704)875-9092

ANALYTICAL RESULTS

Project: CPC Huntersville-60674226
Pace Project No.: 92591052

Sample: TRIP BLANK **Lab ID: 92591052002** Collected: 03/02/22 00:00 Received: 03/02/22 16:30 Matrix: Water

Parameters	Results	Units	Report Limit	MDL	DF	Prepared	Analyzed	CAS No.	Qual
6200B MSV	Analytical Method: SM 6200B								
	Pace Analytical Services - Charlotte								
Benzene	ND	ug/L	0.50	0.34	1		03/04/22 13:40	71-43-2	
Bromobenzene	ND	ug/L	0.50	0.29	1		03/04/22 13:40	108-86-1	
Bromochloromethane	ND	ug/L	0.50	0.47	1		03/04/22 13:40	74-97-5	
Bromodichloromethane	ND	ug/L	0.50	0.31	1		03/04/22 13:40	75-27-4	
Bromoform	ND	ug/L	0.50	0.34	1		03/04/22 13:40	75-25-2	
Bromomethane	ND	ug/L	5.0	1.7	1		03/04/22 13:40	74-83-9	
n-Butylbenzene	ND	ug/L	0.50	0.49	1		03/04/22 13:40	104-51-8	
sec-Butylbenzene	ND	ug/L	0.50	0.40	1		03/04/22 13:40	135-98-8	
tert-Butylbenzene	ND	ug/L	0.50	0.32	1		03/04/22 13:40	98-06-6	
Carbon tetrachloride	ND	ug/L	0.50	0.33	1		03/04/22 13:40	56-23-5	
Chlorobenzene	ND	ug/L	0.50	0.28	1		03/04/22 13:40	108-90-7	
Chloroethane	ND	ug/L	1.0	0.65	1		03/04/22 13:40	75-00-3	
Chloroform	ND	ug/L	0.50	0.35	1		03/04/22 13:40	67-66-3	
Chloromethane	ND	ug/L	1.0	0.54	1		03/04/22 13:40	74-87-3	
2-Chlorotoluene	ND	ug/L	0.50	0.32	1		03/04/22 13:40	95-49-8	
4-Chlorotoluene	ND	ug/L	0.50	0.32	1		03/04/22 13:40	106-43-4	
1,2-Dibromo-3-chloropropane	ND	ug/L	1.0	0.34	1		03/04/22 13:40	96-12-8	
Dibromochloromethane	ND	ug/L	0.50	0.36	1		03/04/22 13:40	124-48-1	
1,2-Dibromoethane (EDB)	ND	ug/L	0.50	0.27	1		03/04/22 13:40	106-93-4	
Dibromomethane	ND	ug/L	0.50	0.39	1		03/04/22 13:40	74-95-3	
1,2-Dichlorobenzene	ND	ug/L	0.50	0.34	1		03/04/22 13:40	95-50-1	
1,3-Dichlorobenzene	ND	ug/L	0.50	0.34	1		03/04/22 13:40	541-73-1	
1,4-Dichlorobenzene	ND	ug/L	0.50	0.33	1		03/04/22 13:40	106-46-7	
Dichlorodifluoromethane	ND	ug/L	0.50	0.35	1		03/04/22 13:40	75-71-8	
1,1-Dichloroethane	ND	ug/L	0.50	0.37	1		03/04/22 13:40	75-34-3	
1,2-Dichloroethane	ND	ug/L	0.50	0.32	1		03/04/22 13:40	107-06-2	
1,1-Dichloroethene	ND	ug/L	0.50	0.35	1		03/04/22 13:40	75-35-4	
cis-1,2-Dichloroethene	ND	ug/L	0.50	0.38	1		03/04/22 13:40	156-59-2	
trans-1,2-Dichloroethene	ND	ug/L	0.50	0.40	1		03/04/22 13:40	156-60-5	
1,2-Dichloropropane	ND	ug/L	0.50	0.36	1		03/04/22 13:40	78-87-5	
1,3-Dichloropropane	ND	ug/L	0.50	0.28	1		03/04/22 13:40	142-28-9	
2,2-Dichloropropane	ND	ug/L	0.50	0.39	1		03/04/22 13:40	594-20-7	
1,1-Dichloropropene	ND	ug/L	0.50	0.43	1		03/04/22 13:40	563-58-6	
cis-1,3-Dichloropropene	ND	ug/L	0.50	0.36	1		03/04/22 13:40	10061-01-5	
trans-1,3-Dichloropropene	ND	ug/L	0.50	0.36	1		03/04/22 13:40	10061-02-6	
Diisopropyl ether	ND	ug/L	0.50	0.31	1		03/04/22 13:40	108-20-3	
Ethylbenzene	ND	ug/L	0.50	0.30	1		03/04/22 13:40	100-41-4	
Hexachloro-1,3-butadiene	ND	ug/L	2.0	1.5	1		03/04/22 13:40	87-68-3	
Isopropylbenzene (Cumene)	ND	ug/L	0.50	0.33	1		03/04/22 13:40	98-82-8	
Methylene Chloride	ND	ug/L	2.0	2.0	1		03/04/22 13:40	75-09-2	
Methyl-tert-butyl ether	ND	ug/L	0.50	0.42	1		03/04/22 13:40	1634-04-4	
Naphthalene	ND	ug/L	2.0	0.64	1		03/04/22 13:40	91-20-3	
n-Propylbenzene	ND	ug/L	0.50	0.34	1		03/04/22 13:40	103-65-1	
Styrene	ND	ug/L	0.50	0.29	1		03/04/22 13:40	100-42-5	
1,1,1,2-Tetrachloroethane	ND	ug/L	0.50	0.31	1		03/04/22 13:40	630-20-6	

This report shall not be reproduced, except in full,
without the written consent of Pace Analytical Services, LLC.

Pace Analytical Services, LLC
9800 Kincey Ave. Suite 100
Huntersville, NC 28078
(704)875-9092

ANALYTICAL RESULTS

Project: CPC Huntersville-60674226
Pace Project No.: 92591052

Sample: TRIP BLANK **Lab ID: 92591052002** Collected: 03/02/22 00:00 Received: 03/02/22 16:30 Matrix: Water

Parameters	Results	Units	Report Limit	MDL	DF	Prepared	Analyzed	CAS No.	Qual
6200B MSV	Analytical Method: SM 6200B								
	Pace Analytical Services - Charlotte								
1,1,2,2-Tetrachloroethane	ND	ug/L	0.50	0.22	1		03/04/22 13:40	79-34-5	
Tetrachloroethene	ND	ug/L	0.50	0.29	1		03/04/22 13:40	127-18-4	
Toluene	ND	ug/L	0.50	0.48	1		03/04/22 13:40	108-88-3	
1,2,3-Trichlorobenzene	ND	ug/L	2.0	0.81	1		03/04/22 13:40	87-61-6	
1,2,4-Trichlorobenzene	ND	ug/L	2.0	0.64	1		03/04/22 13:40	120-82-1	
1,1,1-Trichloroethane	ND	ug/L	0.50	0.33	1		03/04/22 13:40	71-55-6	
1,1,2-Trichloroethane	ND	ug/L	0.50	0.32	1		03/04/22 13:40	79-00-5	
Trichloroethene	ND	ug/L	0.50	0.38	1		03/04/22 13:40	79-01-6	
Trichlorofluoromethane	ND	ug/L	1.0	0.30	1		03/04/22 13:40	75-69-4	
1,2,3-Trichloropropane	ND	ug/L	0.50	0.26	1		03/04/22 13:40	96-18-4	
1,2,4-Trimethylbenzene	ND	ug/L	0.50	0.50	1		03/04/22 13:40	95-63-6	
1,3,5-Trimethylbenzene	ND	ug/L	0.50	0.33	1		03/04/22 13:40	108-67-8	
Vinyl chloride	ND	ug/L	1.0	0.39	1		03/04/22 13:40	75-01-4	
m&p-Xylene	ND	ug/L	1.0	0.71	1		03/04/22 13:40	179601-23-1	
o-Xylene	ND	ug/L	0.50	0.34	1		03/04/22 13:40	95-47-6	
Surrogates									
1,2-Dichloroethane-d4 (S)	89	%	70-130		1		03/04/22 13:40	17060-07-0	
4-Bromofluorobenzene (S)	96	%	70-130		1		03/04/22 13:40	460-00-4	
Toluene-d8 (S)	101	%	70-130		1		03/04/22 13:40	2037-26-5	

This report shall not be reproduced, except in full,
without the written consent of Pace Analytical Services, LLC.

Pace Analytical Services, LLC
9800 Kincey Ave. Suite 100
Huntersville, NC 28078
(704)875-9092

QUALITY CONTROL DATA

Project: CPC Huntersville-60674226
Pace Project No.: 92591052

QC Batch: 682385
QC Batch Method: MADEP VPH
Analysis Method: MADEP VPH
Analysis Description: VPH NC Water
Laboratory: Pace Analytical Services - Charlotte
Associated Lab Samples: 92591052001

METHOD BLANK: 3569480
Matrix: Water
Associated Lab Samples: 92591052001

Parameter	Units	Blank Result	Reporting Limit	MDL	Analyzed	Qualifiers
Aliphatic (C05-C08)	ug/L	ND	50.0	50.0	03/03/22 16:09	N2
Aromatic (C09-C10)	ug/L	ND	50.0	50.0	03/03/22 16:09	N2
4-Bromofluorobenzene (FID) (S)	%	91	70-130		03/03/22 16:09	
4-Bromofluorobenzene (PID) (S)	%	82	70-130		03/03/22 16:09	

LABORATORY CONTROL SAMPLE & LCSD: 3569481 3569482

Parameter	Units	Spike Conc.	LCS Result	LCSD Result	LCS % Rec	LCSD % Rec	% Rec Limits	RPD	Max RPD	Qualifiers
Aliphatic (C05-C08)	ug/L	300	275	270	92	90	70-130	2	25	N2
Aromatic (C09-C10)	ug/L	100	97.2	99.4	97	99	70-130	2	25	N2
4-Bromofluorobenzene (FID) (S)	%				99	100	70-130			
4-Bromofluorobenzene (PID) (S)	%				89	89	70-130			

Results presented on this page are in the units indicated by the "Units" column except where an alternate unit is presented to the right of the result.

This report shall not be reproduced, except in full,
without the written consent of Pace Analytical Services, LLC.

Pace Analytical Services, LLC
9800 Kincey Ave. Suite 100
Huntersville, NC 28078
(704)875-9092

QUALITY CONTROL DATA

Project: CPC Huntersville-60674226
Pace Project No.: 92591052

QC Batch: 682696
QC Batch Method: EPA 3010A
Analysis Method: EPA 6020B
Analysis Description: 6020 MET
Laboratory: Pace Analytical Services - Asheville
Associated Lab Samples: 92591052001

METHOD BLANK: 3571141
Matrix: Water
Associated Lab Samples: 92591052001

Parameter	Units	Blank Result	Reporting Limit	MDL	Analyzed	Qualifiers
Lead	ug/L	ND	5.0	0.077	03/07/22 14:07	

LABORATORY CONTROL SAMPLE: 3571142

Parameter	Units	Spike Conc.	LCS Result	LCS % Rec	% Rec Limits	Qualifiers
Lead	ug/L	50	48.9	98	80-120	

MATRIX SPIKE & MATRIX SPIKE DUPLICATE: 3571143 3571144

Parameter	Units	92591052001 Result	MS Spike Conc.	MSD Spike Conc.	MS Result	MSD Result	MS % Rec	MSD % Rec	% Rec Limits	RPD	Max RPD	Qual
Lead	ug/L	7.4	50	50	56.4	55.6	98	96	75-125	2	20	

Results presented on this page are in the units indicated by the "Units" column except where an alternate unit is presented to the right of the result.

REPORT OF LABORATORY ANALYSIS

This report shall not be reproduced, except in full,
without the written consent of Pace Analytical Services, LLC.

Pace Analytical Services, LLC
9800 Kincey Ave. Suite 100
Huntersville, NC 28078
(704)875-9092

QUALITY CONTROL DATA

Project: CPC Huntersville-60674226
Pace Project No.: 92591052

QC Batch: 682081
QC Batch Method: SM 6200B
Analysis Method: SM 6200B
Analysis Description: 6200B MSV
Laboratory: Pace Analytical Services - Charlotte
Associated Lab Samples: 92591052001

METHOD BLANK: 3567929
Matrix: Water
Associated Lab Samples: 92591052001

Parameter	Units	Blank Result	Reporting Limit	MDL	Analyzed	Qualifiers
1,1,1,2-Tetrachloroethane	ug/L	ND	0.50	0.31	03/03/22 01:25	
1,1,1-Trichloroethane	ug/L	ND	0.50	0.33	03/03/22 01:25	
1,1,2,2-Tetrachloroethane	ug/L	ND	0.50	0.22	03/03/22 01:25	
1,1,2-Trichloroethane	ug/L	ND	0.50	0.32	03/03/22 01:25	
1,1-Dichloroethane	ug/L	ND	0.50	0.37	03/03/22 01:25	
1,1-Dichloroethene	ug/L	ND	0.50	0.35	03/03/22 01:25	
1,1-Dichloropropene	ug/L	ND	0.50	0.43	03/03/22 01:25	
1,2,3-Trichlorobenzene	ug/L	ND	2.0	0.81	03/03/22 01:25	
1,2,3-Trichloropropane	ug/L	ND	0.50	0.26	03/03/22 01:25	
1,2,4-Trichlorobenzene	ug/L	ND	2.0	0.64	03/03/22 01:25	
1,2,4-Trimethylbenzene	ug/L	ND	0.50	0.50	03/03/22 01:25	
1,2-Dibromo-3-chloropropane	ug/L	ND	1.0	0.34	03/03/22 01:25	
1,2-Dibromoethane (EDB)	ug/L	ND	0.50	0.27	03/03/22 01:25	
1,2-Dichlorobenzene	ug/L	ND	0.50	0.34	03/03/22 01:25	
1,2-Dichloroethane	ug/L	ND	0.50	0.32	03/03/22 01:25	
1,2-Dichloropropane	ug/L	ND	0.50	0.36	03/03/22 01:25	
1,3,5-Trimethylbenzene	ug/L	ND	0.50	0.33	03/03/22 01:25	
1,3-Dichlorobenzene	ug/L	ND	0.50	0.34	03/03/22 01:25	
1,3-Dichloropropane	ug/L	ND	0.50	0.28	03/03/22 01:25	
1,4-Dichlorobenzene	ug/L	ND	0.50	0.33	03/03/22 01:25	
2,2-Dichloropropane	ug/L	ND	0.50	0.39	03/03/22 01:25	
2-Chlorotoluene	ug/L	ND	0.50	0.32	03/03/22 01:25	
4-Chlorotoluene	ug/L	ND	0.50	0.32	03/03/22 01:25	
Benzene	ug/L	ND	0.50	0.34	03/03/22 01:25	
Bromobenzene	ug/L	ND	0.50	0.29	03/03/22 01:25	
Bromochloromethane	ug/L	ND	0.50	0.47	03/03/22 01:25	
Bromodichloromethane	ug/L	ND	0.50	0.31	03/03/22 01:25	
Bromoform	ug/L	ND	0.50	0.34	03/03/22 01:25	
Bromomethane	ug/L	ND	5.0	1.7	03/03/22 01:25	
Carbon tetrachloride	ug/L	ND	0.50	0.33	03/03/22 01:25	
Chlorobenzene	ug/L	ND	0.50	0.28	03/03/22 01:25	
Chloroethane	ug/L	ND	1.0	0.65	03/03/22 01:25	
Chloroform	ug/L	ND	0.50	0.35	03/03/22 01:25	
Chloromethane	ug/L	ND	1.0	0.54	03/03/22 01:25	
cis-1,2-Dichloroethene	ug/L	ND	0.50	0.38	03/03/22 01:25	
cis-1,3-Dichloropropene	ug/L	ND	0.50	0.36	03/03/22 01:25	
Dibromochloromethane	ug/L	ND	0.50	0.36	03/03/22 01:25	
Dibromomethane	ug/L	ND	0.50	0.39	03/03/22 01:25	
Dichlorodifluoromethane	ug/L	ND	0.50	0.35	03/03/22 01:25	
Diisopropyl ether	ug/L	ND	0.50	0.31	03/03/22 01:25	

Results presented on this page are in the units indicated by the "Units" column except where an alternate unit is presented to the right of the result.

REPORT OF LABORATORY ANALYSIS

This report shall not be reproduced, except in full,
without the written consent of Pace Analytical Services, LLC.

Pace Analytical Services, LLC
9800 Kincey Ave. Suite 100
Huntersville, NC 28078
(704)875-9092

QUALITY CONTROL DATA

Project: CPC Huntersville-60674226
Pace Project No.: 92591052

METHOD BLANK: 3567929 Matrix: Water
Associated Lab Samples: 92591052001

Parameter	Units	Blank Result	Reporting Limit	MDL	Analyzed	Qualifiers
Ethylbenzene	ug/L	ND	0.50	0.30	03/03/22 01:25	
Hexachloro-1,3-butadiene	ug/L	ND	2.0	1.5	03/03/22 01:25	
Isopropylbenzene (Cumene)	ug/L	ND	0.50	0.33	03/03/22 01:25	
m&p-Xylene	ug/L	ND	1.0	0.71	03/03/22 01:25	
Methyl-tert-butyl ether	ug/L	ND	0.50	0.42	03/03/22 01:25	
Methylene Chloride	ug/L	ND	2.0	2.0	03/03/22 01:25	
n-Butylbenzene	ug/L	ND	0.50	0.49	03/03/22 01:25	
n-Propylbenzene	ug/L	ND	0.50	0.34	03/03/22 01:25	
Naphthalene	ug/L	ND	2.0	0.64	03/03/22 01:25	
o-Xylene	ug/L	ND	0.50	0.34	03/03/22 01:25	
sec-Butylbenzene	ug/L	ND	0.50	0.40	03/03/22 01:25	
Styrene	ug/L	ND	0.50	0.29	03/03/22 01:25	
tert-Butylbenzene	ug/L	ND	0.50	0.32	03/03/22 01:25	
Tetrachloroethene	ug/L	ND	0.50	0.29	03/03/22 01:25	
Toluene	ug/L	ND	0.50	0.48	03/03/22 01:25	
trans-1,2-Dichloroethene	ug/L	ND	0.50	0.40	03/03/22 01:25	
trans-1,3-Dichloropropene	ug/L	ND	0.50	0.36	03/03/22 01:25	
Trichloroethene	ug/L	ND	0.50	0.38	03/03/22 01:25	
Trichlorofluoromethane	ug/L	ND	1.0	0.30	03/03/22 01:25	
Vinyl chloride	ug/L	ND	1.0	0.39	03/03/22 01:25	
1,2-Dichloroethane-d4 (S)	%	88	70-130		03/03/22 01:25	
4-Bromofluorobenzene (S)	%	96	70-130		03/03/22 01:25	
Toluene-d8 (S)	%	101	70-130		03/03/22 01:25	

LABORATORY CONTROL SAMPLE: 3567930

Parameter	Units	Spike Conc.	LCS Result	LCS % Rec	% Rec Limits	Qualifiers
1,1,1,2-Tetrachloroethane	ug/L	50	48.2	96	60-140	
1,1,1-Trichloroethane	ug/L	50	44.1	88	60-140	
1,1,2,2-Tetrachloroethane	ug/L	50	45.6	91	60-140	
1,1,2-Trichloroethane	ug/L	50	46.9	94	60-140	
1,1-Dichloroethane	ug/L	50	42.0	84	60-140	
1,1-Dichloroethene	ug/L	50	41.0	82	60-140	
1,1-Dichloropropene	ug/L	50	49.1	98	60-140	
1,2,3-Trichlorobenzene	ug/L	50	49.2	98	60-140	
1,2,3-Trichloropropane	ug/L	50	44.1	88	60-140	
1,2,4-Trichlorobenzene	ug/L	50	48.5	97	60-140	
1,2,4-Trimethylbenzene	ug/L	50	44.9	90	60-140	
1,2-Dibromo-3-chloropropane	ug/L	50	46.3	93	60-140	
1,2-Dibromoethane (EDB)	ug/L	50	49.1	98	60-140	
1,2-Dichlorobenzene	ug/L	50	47.4	95	60-140	
1,2-Dichloroethane	ug/L	50	42.4	85	60-140	
1,2-Dichloropropane	ug/L	50	47.1	94	60-140	
1,3,5-Trimethylbenzene	ug/L	50	45.7	91	60-140	

Results presented on this page are in the units indicated by the "Units" column except where an alternate unit is presented to the right of the result.

This report shall not be reproduced, except in full,
without the written consent of Pace Analytical Services, LLC.

Pace Analytical Services, LLC
9800 Kincey Ave. Suite 100
Huntersville, NC 28078
(704)875-9092

QUALITY CONTROL DATA

Project: CPC Huntersville-60674226
Pace Project No.: 92591052

LABORATORY CONTROL SAMPLE: 3567930

Parameter	Units	Spike Conc.	LCS Result	LCS % Rec	% Rec Limits	Qualifiers
1,3-Dichlorobenzene	ug/L	50	46.5	93	60-140	
1,3-Dichloropropane	ug/L	50	49.3	99	60-140	
1,4-Dichlorobenzene	ug/L	50	46.5	93	60-140	
2,2-Dichloropropane	ug/L	50	41.9	84	60-140	
2-Chlorotoluene	ug/L	50	46.1	92	60-140	
4-Chlorotoluene	ug/L	50	43.0	86	60-140	
Benzene	ug/L	50	45.0	90	60-140	
Bromobenzene	ug/L	50	48.5	97	60-140	
Bromochloromethane	ug/L	50	44.9	90	60-140	
Bromodichloromethane	ug/L	50	43.8	88	60-140	
Bromoform	ug/L	50	47.0	94	60-140	
Bromomethane	ug/L	50	44.1	88	60-140	
Carbon tetrachloride	ug/L	50	44.7	89	60-140	
Chlorobenzene	ug/L	50	44.9	90	60-140	
Chloroethane	ug/L	50	39.0	78	60-140	
Chloroform	ug/L	50	41.9	84	60-140	
Chloromethane	ug/L	50	41.0	82	60-140	
cis-1,2-Dichloroethene	ug/L	50	42.4	85	60-140	
cis-1,3-Dichloropropene	ug/L	50	46.9	94	60-140	
Dibromochloromethane	ug/L	50	45.9	92	60-140	
Dibromomethane	ug/L	50	47.4	95	60-140	
Dichlorodifluoromethane	ug/L	50	39.8	80	60-140	
Diisopropyl ether	ug/L	50	43.3	87	60-140	
Ethylbenzene	ug/L	50	45.2	90	60-140	
Hexachloro-1,3-butadiene	ug/L	50	49.2	98	60-140	
Isopropylbenzene (Cumene)	ug/L	50	46.5	93	60-140	
m&p-Xylene	ug/L	100	89.9	90	60-140	
Methyl-tert-butyl ether	ug/L	50	49.2	98	60-140	
Methylene Chloride	ug/L	50	43.5	87	60-140	
n-Butylbenzene	ug/L	50	44.9	90	60-140	
n-Propylbenzene	ug/L	50	44.9	90	60-140	
Naphthalene	ug/L	50	46.7	93	60-140	
o-Xylene	ug/L	50	45.3	91	60-140	
sec-Butylbenzene	ug/L	50	46.2	92	60-140	
Styrene	ug/L	50	46.3	93	60-140	
tert-Butylbenzene	ug/L	50	38.1	76	60-140	
Tetrachloroethene	ug/L	50	46.7	93	60-140	
Toluene	ug/L	50	39.6	79	60-140	
trans-1,2-Dichloroethene	ug/L	50	43.4	87	60-140	
trans-1,3-Dichloropropene	ug/L	50	44.6	89	60-140	
Trichloroethene	ug/L	50	47.3	95	60-140	
Trichlorofluoromethane	ug/L	50	37.5	75	60-140	
Vinyl chloride	ug/L	50	41.8	84	60-140	
1,2-Dichloroethane-d4 (S)	%			98	70-130	
4-Bromofluorobenzene (S)	%			95	70-130	
Toluene-d8 (S)	%			94	70-130	

Results presented on this page are in the units indicated by the "Units" column except where an alternate unit is presented to the right of the result.

This report shall not be reproduced, except in full,
without the written consent of Pace Analytical Services, LLC.

Pace Analytical Services, LLC
9800 Kincey Ave. Suite 100
Huntersville, NC 28078
(704)875-9092

QUALITY CONTROL DATA

Project: CPC Huntersville-60674226
Pace Project No.: 92591052

MATRIX SPIKE & MATRIX SPIKE DUPLICATE: 3567931 3567932

Parameter	Units	92591012012 Result	MS Spike Conc.	MSD Spike Conc.	MS Result	MSD Result	MS % Rec	MSD % Rec	% Rec Limits	RPD	Max RPD	Qual
1,1,1,2-Tetrachloroethane	ug/L	ND	20	20	17.6	18.9	88	95	60-140	7	30	
1,1,1-Trichloroethane	ug/L	ND	20	20	17.5	18.7	88	93	60-140	6	30	
1,1,2,2-Tetrachloroethane	ug/L	ND	20	20	16.5	18.1	83	91	60-140	9	30	
1,1,2-Trichloroethane	ug/L	ND	20	20	17.4	18.1	87	90	60-140	4	30	
1,1-Dichloroethane	ug/L	ND	20	20	16.9	17.7	84	89	60-140	5	30	
1,1-Dichloroethene	ug/L	ND	20	20	16.6	18.0	83	90	60-140	8	30	
1,1-Dichloropropene	ug/L	ND	20	20	18.1	19.1	90	96	60-140	6	30	
1,2,3-Trichlorobenzene	ug/L	ND	20	20	18.7	19.3	93	97	60-140	3	30	
1,2,3-Trichloropropane	ug/L	ND	20	20	17.0	18.3	85	92	60-140	8	30	
1,2,4-Trichlorobenzene	ug/L	ND	20	20	18.5	19.4	93	97	60-140	4	30	
1,2,4-Trimethylbenzene	ug/L	ND	20	20	16.5	17.8	82	88	60-140	8	30	
1,2-Dibromo-3-chloropropane	ug/L	ND	20	20	16.4	16.7	82	83	60-140	2	30	
1,2-Dibromoethane (EDB)	ug/L	ND	20	20	17.9	19.0	90	95	60-140	6	30	
1,2-Dichlorobenzene	ug/L	ND	20	20	17.0	18.8	85	94	60-140	10	30	
1,2-Dichloroethane	ug/L	ND	20	20	15.7	16.8	78	84	60-140	7	30	
1,2-Dichloropropane	ug/L	ND	20	20	17.3	19.0	86	95	60-140	10	30	
1,3,5-Trimethylbenzene	ug/L	ND	20	20	17.0	18.4	85	92	60-140	8	30	
1,3-Dichlorobenzene	ug/L	ND	20	20	17.1	18.5	85	92	60-140	8	30	
1,3-Dichloropropane	ug/L	ND	20	20	17.6	18.6	88	93	60-140	5	30	
1,4-Dichlorobenzene	ug/L	ND	20	20	17.0	18.3	85	92	60-140	7	30	
2,2-Dichloropropane	ug/L	ND	20	20	17.1	18.4	85	92	60-140	7	30	
2-Chlorotoluene	ug/L	ND	20	20	17.2	18.4	86	92	60-140	7	30	
4-Chlorotoluene	ug/L	ND	20	20	16.0	17.4	80	87	60-140	9	30	
Benzene	ug/L	ND	20	20	17.5	18.6	87	93	60-140	7	30	
Bromobenzene	ug/L	ND	20	20	17.7	19.0	89	95	60-140	7	30	
Bromochloromethane	ug/L	ND	20	20	17.5	18.6	88	93	60-140	6	30	
Bromodichloromethane	ug/L	ND	20	20	16.2	17.1	81	86	60-140	5	30	
Bromoform	ug/L	ND	20	20	16.5	17.8	82	89	60-140	8	30	
Bromomethane	ug/L	ND	20	20	18.4	19.0	92	95	60-140	3	30	
Carbon tetrachloride	ug/L	ND	20	20	17.3	19.0	87	95	60-140	9	30	
Chlorobenzene	ug/L	ND	20	20	17.2	18.6	86	93	60-140	8	30	
Chloroethane	ug/L	ND	20	20	16.9	17.7	84	88	60-140	4	30	
Chloroform	ug/L	ND	20	20	16.8	18.4	84	92	60-140	10	30	
Chloromethane	ug/L	ND	20	20	15.0	15.7	75	79	60-140	5	30	
cis-1,2-Dichloroethene	ug/L	ND	20	20	16.5	17.7	82	88	60-140	7	30	
cis-1,3-Dichloropropene	ug/L	ND	20	20	17.1	18.3	85	91	60-140	7	30	
Dibromochloromethane	ug/L	ND	20	20	16.1	17.2	80	86	60-140	7	30	
Dibromomethane	ug/L	ND	20	20	18.5	19.9	92	99	60-140	7	30	
Dichlorodifluoromethane	ug/L	ND	20	20	15.3	16.6	76	83	60-140	8	30	
Diisopropyl ether	ug/L	ND	20	20	14.9	15.5	75	78	60-140	4	30	
Ethylbenzene	ug/L	ND	20	20	17.7	19.2	88	96	60-140	8	30	
Hexachloro-1,3-butadiene	ug/L	ND	20	20	21.1	21.5	105	108	60-140	2	30	
Isopropylbenzene (Cumene)	ug/L	ND	20	20	18.0	19.7	90	99	60-140	9	30	
m&p-Xylene	ug/L	ND	40	40	36.0	38.9	89	97	60-140	8	30	

Results presented on this page are in the units indicated by the "Units" column except where an alternate unit is presented to the right of the result.

This report shall not be reproduced, except in full,
without the written consent of Pace Analytical Services, LLC.

Pace Analytical Services, LLC
9800 Kincey Ave. Suite 100
Huntersville, NC 28078
(704)875-9092

QUALITY CONTROL DATA

Project: CPC Huntersville-60674226
Pace Project No.: 92591052

MATRIX SPIKE & MATRIX SPIKE DUPLICATE: 3567931 3567932

Parameter	Units	92591012012 Result	MS Spike Conc.	MSD Spike Conc.	MS Result	MSD Result	MS % Rec	MSD % Rec	% Rec Limits	RPD	Max RPD	Qual
Methyl-tert-butyl ether	ug/L	ND	20	20	16.5	17.3	82	86	60-140	5	30	
Methylene Chloride	ug/L	ND	20	20	15.7	16.8	78	84	60-140	7	30	
n-Butylbenzene	ug/L	ND	20	20	17.3	18.3	86	92	60-140	6	30	
n-Propylbenzene	ug/L	ND	20	20	16.9	18.4	84	92	60-140	9	30	
Naphthalene	ug/L	ND	20	20	16.0	17.4	80	87	60-140	8	30	
o-Xylene	ug/L	ND	20	20	18.0	19.0	90	94	60-140	5	30	
sec-Butylbenzene	ug/L	ND	20	20	17.4	19.2	87	96	60-140	9	30	
Styrene	ug/L	ND	20	20	17.7	18.7	89	93	60-140	5	30	
tert-Butylbenzene	ug/L	ND	20	20	14.5	15.7	72	79	60-140	8	30	
Tetrachloroethene	ug/L	ND	20	20	17.7	19.1	89	96	60-140	8	30	
Toluene	ug/L	ND	20	20	15.9	17.0	80	85	60-140	7	30	
trans-1,2-Dichloroethene	ug/L	ND	20	20	17.4	18.5	87	92	60-140	6	30	
trans-1,3-Dichloropropene	ug/L	ND	20	20	16.0	17.7	80	88	60-140	10	30	
Trichloroethene	ug/L	ND	20	20	18.0	19.4	90	97	60-140	7	30	
Trichlorofluoromethane	ug/L	ND	20	20	15.5	17.0	78	85	60-140	9	30	
Vinyl chloride	ug/L	ND	20	20	16.3	17.6	81	88	60-140	8	30	
1,2-Dichloroethane-d4 (S)	%						93	93	70-130			
4-Bromofluorobenzene (S)	%						99	98	70-130			
Toluene-d8 (S)	%						95	95	70-130			

Results presented on this page are in the units indicated by the "Units" column except where an alternate unit is presented to the right of the result.

This report shall not be reproduced, except in full,
without the written consent of Pace Analytical Services, LLC.

Pace Analytical Services, LLC
9800 Kincey Ave. Suite 100
Huntersville, NC 28078
(704)875-9092

QUALITY CONTROL DATA

Project: CPC Huntersville-60674226
Pace Project No.: 92591052

QC Batch: 682490
QC Batch Method: SM 6200B
Analysis Method: SM 6200B
Analysis Description: 6200B MSV
Laboratory: Pace Analytical Services - Charlotte
Associated Lab Samples: 92591052002

METHOD BLANK: 3569769
Matrix: Water
Associated Lab Samples: 92591052002

Parameter	Units	Blank Result	Reporting Limit	MDL	Analyzed	Qualifiers
1,1,1,2-Tetrachloroethane	ug/L	ND	0.50	0.31	03/04/22 13:04	
1,1,1-Trichloroethane	ug/L	ND	0.50	0.33	03/04/22 13:04	
1,1,2,2-Tetrachloroethane	ug/L	ND	0.50	0.22	03/04/22 13:04	
1,1,2-Trichloroethane	ug/L	ND	0.50	0.32	03/04/22 13:04	
1,1-Dichloroethane	ug/L	ND	0.50	0.37	03/04/22 13:04	
1,1-Dichloroethene	ug/L	ND	0.50	0.35	03/04/22 13:04	
1,1-Dichloropropene	ug/L	ND	0.50	0.43	03/04/22 13:04	
1,2,3-Trichlorobenzene	ug/L	ND	2.0	0.81	03/04/22 13:04	
1,2,3-Trichloropropane	ug/L	ND	0.50	0.26	03/04/22 13:04	
1,2,4-Trichlorobenzene	ug/L	ND	2.0	0.64	03/04/22 13:04	
1,2,4-Trimethylbenzene	ug/L	ND	0.50	0.50	03/04/22 13:04	
1,2-Dibromo-3-chloropropane	ug/L	ND	1.0	0.34	03/04/22 13:04	
1,2-Dibromoethane (EDB)	ug/L	ND	0.50	0.27	03/04/22 13:04	
1,2-Dichlorobenzene	ug/L	ND	0.50	0.34	03/04/22 13:04	
1,2-Dichloroethane	ug/L	ND	0.50	0.32	03/04/22 13:04	
1,2-Dichloropropane	ug/L	ND	0.50	0.36	03/04/22 13:04	
1,3,5-Trimethylbenzene	ug/L	ND	0.50	0.33	03/04/22 13:04	
1,3-Dichlorobenzene	ug/L	ND	0.50	0.34	03/04/22 13:04	
1,3-Dichloropropane	ug/L	ND	0.50	0.28	03/04/22 13:04	
1,4-Dichlorobenzene	ug/L	ND	0.50	0.33	03/04/22 13:04	
2,2-Dichloropropane	ug/L	ND	0.50	0.39	03/04/22 13:04	
2-Chlorotoluene	ug/L	ND	0.50	0.32	03/04/22 13:04	
4-Chlorotoluene	ug/L	ND	0.50	0.32	03/04/22 13:04	
Benzene	ug/L	ND	0.50	0.34	03/04/22 13:04	
Bromobenzene	ug/L	ND	0.50	0.29	03/04/22 13:04	
Bromochloromethane	ug/L	ND	0.50	0.47	03/04/22 13:04	
Bromodichloromethane	ug/L	ND	0.50	0.31	03/04/22 13:04	
Bromoform	ug/L	ND	0.50	0.34	03/04/22 13:04	
Bromomethane	ug/L	ND	5.0	1.7	03/04/22 13:04	
Carbon tetrachloride	ug/L	ND	0.50	0.33	03/04/22 13:04	
Chlorobenzene	ug/L	ND	0.50	0.28	03/04/22 13:04	
Chloroethane	ug/L	ND	1.0	0.65	03/04/22 13:04	
Chloroform	ug/L	ND	0.50	0.35	03/04/22 13:04	
Chloromethane	ug/L	ND	1.0	0.54	03/04/22 13:04	
cis-1,2-Dichloroethene	ug/L	ND	0.50	0.38	03/04/22 13:04	
cis-1,3-Dichloropropene	ug/L	ND	0.50	0.36	03/04/22 13:04	
Dibromochloromethane	ug/L	ND	0.50	0.36	03/04/22 13:04	
Dibromomethane	ug/L	ND	0.50	0.39	03/04/22 13:04	
Dichlorodifluoromethane	ug/L	ND	0.50	0.35	03/04/22 13:04	
Diisopropyl ether	ug/L	ND	0.50	0.31	03/04/22 13:04	

Results presented on this page are in the units indicated by the "Units" column except where an alternate unit is presented to the right of the result.

This report shall not be reproduced, except in full,
without the written consent of Pace Analytical Services, LLC.

Pace Analytical Services, LLC
9800 Kincey Ave. Suite 100
Huntersville, NC 28078
(704)875-9092

QUALITY CONTROL DATA

Project: CPC Huntersville-60674226
Pace Project No.: 92591052

METHOD BLANK: 3569769 Matrix: Water
Associated Lab Samples: 92591052002

Parameter	Units	Blank Result	Reporting Limit	MDL	Analyzed	Qualifiers
Ethylbenzene	ug/L	ND	0.50	0.30	03/04/22 13:04	
Hexachloro-1,3-butadiene	ug/L	ND	2.0	1.5	03/04/22 13:04	
Isopropylbenzene (Cumene)	ug/L	ND	0.50	0.33	03/04/22 13:04	
m&p-Xylene	ug/L	ND	1.0	0.71	03/04/22 13:04	
Methyl-tert-butyl ether	ug/L	ND	0.50	0.42	03/04/22 13:04	
Methylene Chloride	ug/L	ND	2.0	2.0	03/04/22 13:04	
n-Butylbenzene	ug/L	ND	0.50	0.49	03/04/22 13:04	
n-Propylbenzene	ug/L	ND	0.50	0.34	03/04/22 13:04	
Naphthalene	ug/L	ND	2.0	0.64	03/04/22 13:04	
o-Xylene	ug/L	ND	0.50	0.34	03/04/22 13:04	
sec-Butylbenzene	ug/L	ND	0.50	0.40	03/04/22 13:04	
Styrene	ug/L	ND	0.50	0.29	03/04/22 13:04	
tert-Butylbenzene	ug/L	ND	0.50	0.32	03/04/22 13:04	
Tetrachloroethene	ug/L	ND	0.50	0.29	03/04/22 13:04	
Toluene	ug/L	ND	0.50	0.48	03/04/22 13:04	
trans-1,2-Dichloroethene	ug/L	ND	0.50	0.40	03/04/22 13:04	
trans-1,3-Dichloropropene	ug/L	ND	0.50	0.36	03/04/22 13:04	
Trichloroethene	ug/L	ND	0.50	0.38	03/04/22 13:04	
Trichlorofluoromethane	ug/L	ND	1.0	0.30	03/04/22 13:04	
Vinyl chloride	ug/L	ND	1.0	0.39	03/04/22 13:04	
1,2-Dichloroethane-d4 (S)	%	90	70-130		03/04/22 13:04	
4-Bromofluorobenzene (S)	%	99	70-130		03/04/22 13:04	
Toluene-d8 (S)	%	81	70-130		03/04/22 13:04	

LABORATORY CONTROL SAMPLE: 3569770

Parameter	Units	Spike Conc.	LCS Result	LCS % Rec	% Rec Limits	Qualifiers
1,1,1,2-Tetrachloroethane	ug/L	50	49.3	99	60-140	
1,1,1-Trichloroethane	ug/L	50	42.7	85	60-140	
1,1,2,2-Tetrachloroethane	ug/L	50	47.5	95	60-140	
1,1,2-Trichloroethane	ug/L	50	48.6	97	60-140	
1,1-Dichloroethane	ug/L	50	38.2	76	60-140	
1,1-Dichloroethene	ug/L	50	47.3	95	60-140	
1,1-Dichloropropene	ug/L	50	46.3	93	60-140	
1,2,3-Trichlorobenzene	ug/L	50	49.9	100	60-140	
1,2,3-Trichloropropane	ug/L	50	46.3	93	60-140	
1,2,4-Trichlorobenzene	ug/L	50	50.2	100	60-140	
1,2,4-Trimethylbenzene	ug/L	50	46.3	93	60-140	
1,2-Dibromo-3-chloropropane	ug/L	50	46.6	93	60-140	
1,2-Dibromoethane (EDB)	ug/L	50	51.0	102	60-140	
1,2-Dichlorobenzene	ug/L	50	48.2	96	60-140	
1,2-Dichloroethane	ug/L	50	46.7	93	60-140	
1,2-Dichloropropane	ug/L	50	50.5	101	60-140	
1,3,5-Trimethylbenzene	ug/L	50	47.9	96	60-140	

Results presented on this page are in the units indicated by the "Units" column except where an alternate unit is presented to the right of the result.

This report shall not be reproduced, except in full,
without the written consent of Pace Analytical Services, LLC.

Pace Analytical Services, LLC
9800 Kincey Ave. Suite 100
Huntersville, NC 28078
(704)875-9092

QUALITY CONTROL DATA

Project: CPC Huntersville-60674226
Pace Project No.: 92591052

LABORATORY CONTROL SAMPLE: 3569770

Parameter	Units	Spike Conc.	LCS Result	LCS % Rec	% Rec Limits	Qualifiers
1,3-Dichlorobenzene	ug/L	50	47.9	96	60-140	
1,3-Dichloropropane	ug/L	50	52.2	104	60-140	
1,4-Dichlorobenzene	ug/L	50	48.1	96	60-140	
2,2-Dichloropropane	ug/L	50	39.7	79	60-140	
2-Chlorotoluene	ug/L	50	49.0	98	60-140	
4-Chlorotoluene	ug/L	50	45.2	90	60-140	
Benzene	ug/L	50	42.7	85	60-140	
Bromobenzene	ug/L	50	50.1	100	60-140	
Bromochloromethane	ug/L	50	42.0	84	60-140	
Bromodichloromethane	ug/L	50	45.0	90	60-140	
Bromoform	ug/L	50	45.6	91	60-140	
Bromomethane	ug/L	50	39.0	78	60-140	
Carbon tetrachloride	ug/L	50	38.1	76	60-140	
Chlorobenzene	ug/L	50	46.4	93	60-140	
Chloroethane	ug/L	50	41.3	83	60-140	
Chloroform	ug/L	50	41.0	82	60-140	
Chloromethane	ug/L	50	31.5	63	60-140	
cis-1,2-Dichloroethene	ug/L	50	38.5	77	60-140	
cis-1,3-Dichloropropene	ug/L	50	50.1	100	60-140	
Dibromochloromethane	ug/L	50	46.3	93	60-140	
Dibromomethane	ug/L	50	47.9	96	60-140	
Dichlorodifluoromethane	ug/L	50	35.1	70	60-140	
Diisopropyl ether	ug/L	50	39.2	78	60-140	
Ethylbenzene	ug/L	50	47.4	95	60-140	
Hexachloro-1,3-butadiene	ug/L	50	50.8	102	60-140	
Isopropylbenzene (Cumene)	ug/L	50	48.6	97	60-140	
m&p-Xylene	ug/L	100	95.2	95	60-140	
Methyl-tert-butyl ether	ug/L	50	45.3	91	60-140	
Methylene Chloride	ug/L	50	37.3	75	60-140	
n-Butylbenzene	ug/L	50	47.5	95	60-140	
n-Propylbenzene	ug/L	50	48.2	96	60-140	
Naphthalene	ug/L	50	47.8	96	60-140	
o-Xylene	ug/L	50	47.7	95	60-140	
sec-Butylbenzene	ug/L	50	48.2	96	60-140	
Styrene	ug/L	50	48.1	96	60-140	
tert-Butylbenzene	ug/L	50	39.7	79	60-140	
Tetrachloroethene	ug/L	50	48.8	98	60-140	
Toluene	ug/L	50	43.3	87	60-140	
trans-1,2-Dichloroethene	ug/L	50	39.3	79	60-140	
trans-1,3-Dichloropropene	ug/L	50	46.6	93	60-140	
Trichloroethene	ug/L	50	49.8	100	60-140	
Trichlorofluoromethane	ug/L	50	40.7	81	60-140	
Vinyl chloride	ug/L	50	37.3	75	60-140	
1,2-Dichloroethane-d4 (S)	%			88	70-130	
4-Bromofluorobenzene (S)	%			97	70-130	
Toluene-d8 (S)	%			96	70-130	

Results presented on this page are in the units indicated by the "Units" column except where an alternate unit is presented to the right of the result.

This report shall not be reproduced, except in full,
without the written consent of Pace Analytical Services, LLC.

Pace Analytical Services, LLC
9800 Kincey Ave. Suite 100
Huntersville, NC 28078
(704)875-9092

QUALITY CONTROL DATA

Project: CPC Huntersville-60674226
Pace Project No.: 92591052

MATRIX SPIKE & MATRIX SPIKE DUPLICATE: 3569771 3569772

Parameter	Units	92591324001 Result	MS Spike Conc.	MSD Spike Conc.	MS Result	MSD Result	MS % Rec	MSD % Rec	% Rec Limits	RPD	Max RPD	Qual
1,1,1,2-Tetrachloroethane	ug/L	ND	20	20	23.3	20.9	116	105	60-140	11	30	
1,1,1-Trichloroethane	ug/L	ND	20	20	19.1	19.4	95	97	60-140	2	30	
1,1,2,2-Tetrachloroethane	ug/L	ND	20	20	17.9	19.8	89	99	60-140	10	30	
1,1,2-Trichloroethane	ug/L	ND	20	20	23.9	21.0	119	105	60-140	13	30	
1,1-Dichloroethane	ug/L	ND	20	20	19.4	16.5	97	83	60-140	16	30	
1,1-Dichloroethene	ug/L	ND	20	20	22.6	21.4	113	107	60-140	5	30	
1,1-Dichloropropene	ug/L	ND	20	20	20.1	20.6	100	103	60-140	3	30	
1,2,3-Trichlorobenzene	ug/L	ND	20	20	24.6	21.8	123	109	60-140	12	30	
1,2,3-Trichloropropane	ug/L	ND	20	20	17.7	19.5	89	97	60-140	9	30	
1,2,4-Trichlorobenzene	ug/L	ND	20	20	24.5	21.6	122	108	60-140	13	30	
1,2,4-Trimethylbenzene	ug/L	ND	20	20	20.3	20.1	102	100	60-140	1	30	
1,2-Dibromo-3-chloropropane	ug/L	ND	20	20	20.3	19.2	102	96	60-140	6	30	
1,2-Dibromoethane (EDB)	ug/L	ND	20	20	23.8	21.0	119	105	60-140	12	30	
1,2-Dichlorobenzene	ug/L	ND	20	20	21.1	20.5	106	103	60-140	3	30	
1,2-Dichloroethane	ug/L	ND	20	20	20.2	20.9	101	105	60-140	4	30	
1,2-Dichloropropane	ug/L	ND	20	20	20.4	22.5	102	112	60-140	10	30	
1,3,5-Trimethylbenzene	ug/L	ND	20	20	21.3	20.6	107	103	60-140	3	30	
1,3-Dichlorobenzene	ug/L	ND	20	20	21.5	20.6	107	103	60-140	4	30	
1,3-Dichloropropane	ug/L	ND	20	20	24.6	21.7	123	108	60-140	13	30	
1,4-Dichlorobenzene	ug/L	ND	20	20	21.2	20.4	106	102	60-140	4	30	
2,2-Dichloropropane	ug/L	ND	20	20	19.0	19.5	95	98	60-140	2	30	
2-Chlorotoluene	ug/L	ND	20	20	21.3	20.7	107	104	60-140	3	30	
4-Chlorotoluene	ug/L	ND	20	20	19.9	19.5	100	97	60-140	2	30	
Benzene	ug/L	ND	20	20	22.5	21.8	113	109	60-140	3	30	
Bromobenzene	ug/L	ND	20	20	21.7	21.2	109	106	60-140	2	30	
Bromochloromethane	ug/L	ND	20	20	19.2	20.9	96	104	60-140	8	30	
Bromodichloromethane	ug/L	ND	20	20	18.8	19.5	94	97	60-140	3	30	
Bromoform	ug/L	ND	20	20	22.1	18.5	111	93	60-140	18	30	
Bromomethane	ug/L	ND	20	20	22.3	21.3	111	106	60-140	5	30	
Carbon tetrachloride	ug/L	ND	20	20	21.0	20.0	105	100	60-140	5	30	
Chlorobenzene	ug/L	ND	20	20	20.5	20.2	103	101	60-140	2	30	
Chloroethane	ug/L	ND	20	20	21.0	20.3	105	102	60-140	3	30	
Chloroform	ug/L	ND	20	20	18.5	20.1	92	101	60-140	9	30	
Chloromethane	ug/L	ND	20	20	20.3	16.2	101	81	60-140	22	30	
cis-1,2-Dichloroethene	ug/L	ND	20	20	19.4	18.5	97	92	60-140	5	30	
cis-1,3-Dichloropropene	ug/L	ND	20	20	19.7	21.3	99	106	60-140	7	30	
Dibromochloromethane	ug/L	ND	20	20	19.7	18.8	99	94	60-140	5	30	
Dibromomethane	ug/L	ND	20	20	21.2	21.9	106	109	60-140	3	30	
Dichlorodifluoromethane	ug/L	ND	20	20	20.7	17.8	104	89	60-140	15	30	
Diisopropyl ether	ug/L	ND	20	20	16.6	15.1	83	76	60-140	9	30	
Ethylbenzene	ug/L	ND	20	20	20.6	21.0	103	105	60-140	2	30	
Hexachloro-1,3-butadiene	ug/L	ND	20	20	28.3	25.0	141	125	60-140	12	30	M1
Isopropylbenzene (Cumene)	ug/L	ND	20	20	21.8	21.3	109	107	60-140	2	30	
m&p-Xylene	ug/L	ND	40	40	45.0	42.0	113	105	60-140	7	30	

Results presented on this page are in the units indicated by the "Units" column except where an alternate unit is presented to the right of the result.

This report shall not be reproduced, except in full,
without the written consent of Pace Analytical Services, LLC.

Pace Analytical Services, LLC
9800 Kincey Ave. Suite 100
Huntersville, NC 28078
(704)875-9092

QUALITY CONTROL DATA

Project: CPC Huntersville-60674226
Pace Project No.: 92591052

MATRIX SPIKE & MATRIX SPIKE DUPLICATE: 3569771 3569772

Parameter	Units	92591324001 Result	MS Spike Conc.	MSD Spike Conc.	MS Result	MSD Result	MS % Rec	MSD % Rec	% Rec Limits	RPD	Max RPD	Qual
Methyl-tert-butyl ether	ug/L	ND	20	20	18.2	17.1	91	86	60-140	6	30	
Methylene Chloride	ug/L	ND	20	20	16.8	15.4	84	77	60-140	9	30	
n-Butylbenzene	ug/L	ND	20	20	23.0	21.7	115	108	60-140	6	30	
n-Propylbenzene	ug/L	ND	20	20	21.1	20.7	105	104	60-140	2	30	
Naphthalene	ug/L	ND	20	20	21.2	19.6	106	98	60-140	8	30	
o-Xylene	ug/L	ND	20	20	23.6	20.6	118	103	60-140	14	30	
sec-Butylbenzene	ug/L	ND	20	20	23.0	21.8	115	109	60-140	5	30	
Styrene	ug/L	ND	20	20	23.8	20.6	119	103	60-140	15	30	
tert-Butylbenzene	ug/L	ND	20	20	18.6	17.5	93	88	60-140	6	30	
Tetrachloroethene	ug/L	ND	20	20	20.0	21.1	100	106	60-140	5	30	
Toluene	ug/L	ND	20	20	18.3	19.8	92	99	60-140	8	30	
trans-1,2-Dichloroethene	ug/L	ND	20	20	18.5	17.2	92	86	60-140	7	30	
trans-1,3-Dichloropropene	ug/L	ND	20	20	19.6	20.1	98	100	60-140	3	30	
Trichloroethene	ug/L	ND	20	20	25.1	22.1	125	111	60-140	13	30	
Trichlorofluoromethane	ug/L	ND	20	20	20.8	20.1	104	101	60-140	3	30	
Vinyl chloride	ug/L	ND	20	20	21.5	17.9	107	90	60-140	18	30	
1,2-Dichloroethane-d4 (S)	%						95	96	70-130			
4-Bromofluorobenzene (S)	%						86	98	70-130			
Toluene-d8 (S)	%						86	97	70-130			

Results presented on this page are in the units indicated by the "Units" column except where an alternate unit is presented to the right of the result.

This report shall not be reproduced, except in full,
without the written consent of Pace Analytical Services, LLC.

Pace Analytical Services, LLC
9800 Kincey Ave. Suite 100
Huntersville, NC 28078
(704)875-9092

QUALIFIERS

Project: CPC Huntersville-60674226
Pace Project No.: 92591052

DEFINITIONS

DF - Dilution Factor, if reported, represents the factor applied to the reported data due to dilution of the sample aliquot.

ND - Not Detected at or above adjusted reporting limit.

TNTC - Too Numerous To Count

J - Estimated concentration above the adjusted method detection limit and below the adjusted reporting limit.

MDL - Adjusted Method Detection Limit.

PQL - Practical Quantitation Limit.

RL - Reporting Limit - The lowest concentration value that meets project requirements for quantitative data with known precision and bias for a specific analyte in a specific matrix.

S - Surrogate

1,2-Diphenylhydrazine decomposes to and cannot be separated from Azobenzene using Method 8270. The result for each analyte is a combined concentration.

Consistent with EPA guidelines, unrounded data are displayed and have been used to calculate % recovery and RPD values.

LCS(D) - Laboratory Control Sample (Duplicate)

MS(D) - Matrix Spike (Duplicate)

DUP - Sample Duplicate

RPD - Relative Percent Difference

NC - Not Calculable.

SG - Silica Gel - Clean-Up

U - Indicates the compound was analyzed for, but not detected.

Acid preservation may not be appropriate for 2 Chloroethylvinyl ether.

A separate vial preserved to a pH of 4-5 is recommended in SW846 Chapter 4 for the analysis of Acrolein and Acrylonitrile by EPA Method 8260.

N-Nitrosodiphenylamine decomposes and cannot be separated from Diphenylamine using Method 8270. The result reported for each analyte is a combined concentration.

Reported results are not rounded until the final step prior to reporting. Therefore, calculated parameters that are typically reported as "Total" may vary slightly from the sum of the reported component parameters.

Pace Analytical is TNI accredited. Contact your Pace PM for the current list of accredited analytes.

TNI - The NELAC Institute.

ANALYTE QUALIFIERS

M1	Matrix spike recovery exceeded QC limits. Batch accepted based on laboratory control sample (LCS) recovery.
N2	The lab does not hold NELAC/TNI accreditation for this parameter but other accreditations/certifications may apply. A complete list of accreditations/certifications is available upon request.

This report shall not be reproduced, except in full,
without the written consent of Pace Analytical Services, LLC.

Pace Analytical Services, LLC
9800 Kincey Ave. Suite 100
Huntersville, NC 28078
(704)875-9092

QUALITY CONTROL DATA CROSS REFERENCE TABLE

Project: CPC Huntersville-60674226
Pace Project No.: 92591052

Lab ID	Sample ID	QC Batch Method	QC Batch	Analytical Method	Analytical Batch
92591052001	**MW-76**	MADEP VPH	682385		
92591052001	**MW-76**	EPA 3010A	682696	EPA 6020B	682714
92591052001	**MW-76**	SM 6200B	682081		
92591052002	**TRIP BLANK**	SM 6200B	682490		

This report shall not be reproduced, except in full,
without the written consent of Pace Analytical Services, LLC.

Pace Analytical	Document Name: Sample Condition Upon Receipt (SCUR)	Document Revised: November 15, 2021 Page 1 of 2
	Document No.: F-CAR-CS-033-Rev.08	Issuing Authority: Pace Carolinas Quality Office

Laboratory receiving samples:
Asheville ☐ Eden ☐ Greenwood ☐ Huntersville ☑ Raleigh ☐ Mechanicsville ☐ Atlanta ☐ Kernersville ☐

Sample Condition Upon Receipt

Client Name: AECOM

Project #: WO# : 92591052

92591052

Courier: ☐ Commercial ☐ Fed Ex ☐ UPS ☐ USPS ☐ Other:____ ☑ Client ☐ Pace

Custody Seal Present? ☐ Yes ☑ No **Seals Intact?** ☐ Yes ☑ No

Date/Initials Person Examining Contents: 3/2/22 KS

Packing Material: ☐ Bubble Wrap ☑ Bubble Bags ☐ None ☐ Other

Biological Tissue Frozen? ☐ Yes ☐ No ☑ N/A

Thermometer: ☑ IR Gun ID: 92T064

Type of Ice: ☑ Wet ☐ Blue ☐ None

Cooler Temp: 4.3 **Correction Factor:** Add/Subtract (°C) 0

Temp should be above freezing to 6°C
☐ Samples out of temp criteria. Samples on ice, cooling process has begun

Cooler Temp Corrected (°C): 4.3

USDA Regulated Soil (☑ N/A, water sample)

Did samples originate in a quarantine zone within the United States: CA, NY, or SC (check maps)? ☐ Yes ☐ No

Did samples originate from a foreign source (internationally, including Hawaii and Puerto Rico)? ☐ Yes ☐ No

				Comments/Discrepancy:
Chain of Custody Present?	☑ Yes	☐ No	☐ N/A	1.
Samples Arrived within Hold Time?	☑ Yes	☐ No	☐ N/A	2.
Short Hold Time Analysis (<72 hr.)?	☐ Yes	☑ No	☐ N/A	3.
Rush Turn Around Time Requested?	☑ Yes	☐ No	☐ N/A	4.
Sufficient Volume?	☑ Yes	☐ No	☐ N/A	5.
Correct Containers Used?	☑ Yes	☐ No	☐ N/A	6.
-Pace Containers Used?	☑ Yes	☐ No	☐ N/A	
Containers Intact?	☑ Yes	☐ No	☐ N/A	7.
Dissolved analysis: Samples Field Filtered?	☐ Yes	☐ No	☑ N/A	8.
Sample Labels Match COC?	☑ Yes	☐ No	☐ N/A	9.
-Includes Date/Time/ID/Analysis Matrix: WT				
Headspace in VOA Vials (>5-6mm)?	☐ Yes	☑ No	☐ N/A	10.
Trip Blank Present?	☑ Yes	☐ No	☐ N/A	11.
Trip Blank Custody Seals Present?	☑ Yes	☐ No	☐ N/A	

COMMENTS/SAMPLE DISCREPANCY

Field Data Required? ☐ Yes ☐ No

Lot ID of split containers:

CLIENT NOTIFICATION/RESOLUTION

Person contacted: _____ Date/Time: _____

Project Manager SCURF Review: _____ **Date:** _____

Project Manager SRF Review: _____ **Date:** _____

***Check mark top half of box if pH and/or dechlorination is verified and within the acceptance range for preservation samples.**

Exceptions: VOA, Coliform, TOC, Oil and Grease, DRO/8015 (water) DOC, LLHg

****Bottom half of box is to list number of bottles**

Project # WO#: 92591052

PM: BV Due Date: 03/07/22

CLIENT: 92-AECOM CHA

Item#	BP4U-125 mL Plastic Unpreserved (N/A) (Cl-)	BP3U-250 mL Plastic Unpreserved (N/A)	BP2U-500 mL Plastic Unpreserved (N/A)	BP1U-1 liter Plastic Unpreserved (N/A)	BP4S-125 mL Plastic H2SO4 (pH < 2) (Cl-)	BP3N-250 mL plastic HNO3 (pH < 2)	BP4Z-125 mL Plastic ZN Acetate & NaOH (>9)	BP4B-125 mL Plastic NaOH (pH > 12) (Cl-)	WGFU-Wide-mouthed Glass jar Unpreserved	AG1U-1 liter Amber Unpreserved (N/A) (Cl-)	AG1H-1 liter Amber HCl (pH < 2)	AG3U-250 mL Amber Unpreserved (N/A) (Cl-)	AG1S-1 liter Amber H2SO4 (pH < 2)	AG3S-250 mL Amber H2SO4 (pH < 2)	AG3A(DG3A)-250 mL Amber NH4Cl (N/A)(Cl-)	DG9H-40 mL VOA HCl (N/A)	VG9T-40 mL VOA Na2S2O3 (N/A)	VG9U-40 mL VOA Unpreserved (N/A)	DG9P-40 mL VOA H3PO4 (N/A)	VOAK (3 vials per kit)-5035 kit (N/A)	V/GK (3 vials per kit)-VPH/Gas kit (N/A)	SP5T-125 mL Sterile Plastic (N/A – lab)	SP2T-250 mL Sterile Plastic (N/A – lab)		BP3A-250 mL Plastic (NH2)2SO4 (9.3-9.7)	AG0U-100 mL Amber Unpreserved vials (N/A)	VSGU-20 mL Scintillation vials (N/A)	DG9U-40 mL Amber Unpreserved vials (N/A)
1						1										7												
2																2												
3																												
4																												
5																												
6																												
7																												
8																												
9																												
10																												
11																												
12																												

pH Adjustment Log for Preserved Samples

Sample ID	Type of Preservative	pH upon receipt	Date preservation adjusted	Time preservation adjusted	Amount of Preservative added	Lot #

Note: Whenever there is a discrepancy affecting North Carolina compliance samples, a copy of this form will be sent to the North Carolina DEHNR Certification Office (i.e. Out of hold, incorrect preservative, out of temp, incorrect containers.

Pace Analytical
WWW.PACELABS.COM

CHAIN-OF-CUSTODY / Analytical Request Document

The Chain-of-Custody is a LEGAL DOCUMENT. All relevant fields must be completed accurately.

Submitting a sample via this chain of custody constitutes acknowledgment and acceptance of the Pace Terms and Conditions found at https://info.pacelabs.com/hubfs/pas-standard-terms.pdf.

Page : 1 Of 1

Section A — **Required Client Information:**

Company:	AECOM
Address:	6000 Fairview Road
	Suite 200, Charlotte, NC 28226
Email:	andrew.wreschnig@aecom.com
Phone: (704)522-0330	Fax:
Requested Due Date:	3-Day TAT

Section B — **Required Project Information:**

Report To:	Andrew Wreschnig
Copy To:	
Purchase Order #:	
Project Name:	CPC Huntersville ~~60639876~~
Project #:	60679226

Section C — **Invoice Information:**

Attention:	
Company Name:	
Address:	
Pace Quote:	
Pace Project Manager:	bonnie.vang@pacelabs.com,
Pace Profile #:	12518-3

Regulatory Agency	
State / Location	
	NC

Requested Analysis Filtered (Y/N)

ITEM #	SAMPLE ID (One Character per box. (A-Z, 0-9 / , -) Sample Ids must be unique)	MATRIX CODE (see valid codes to left)	SAMPLE TYPE (G=GRAB C=COMP)	COLLECTED START DATE	COLLECTED START TIME	COLLECTED END DATE	COLLECTED END TIME	SAMPLE TEMP AT COLLECTION	# OF CONTAINERS	Unpreserved	H2SO4	HNO3	HCl	NaOH	Na2S2O3	Methanol	Other	Analyses Test Y/N	6200	VPH	Lead; Total	Trip BLANK	DI Water	Residual Chlorine (Y/N)	92591052
1	MW-76	WT	G	3/2/22			1530		8			X	X						X	X	X				001
2	Trip Blank	Lab Provided							2													X			002
3																									
4																									
5																									
6																									
7																									
8																									
9																									
10																									
11																									
12																									

MATRIX CODE: Drinking Water DW; Water WT; Waste Water WW; Product P; Soil/Solid SL; Oil OL; Wipe WP; Air AR; Other OT; Tissue TS

ADDITIONAL COMMENTS	RELINQUISHED BY / AFFILIATION	DATE	TIME	ACCEPTED BY / AFFILIATION	DATE	TIME	SAMPLE CONDITIONS			
Trip Blank wrapped in tape labeled "Pink"	Mike de Kozlowski / AECOM	3/2/22	1630	KS Pace HVL	3/2/22	1630	4.3	Y	N	Y

SAMPLER NAME AND SIGNATURE

PRINT Name of SAMPLER: Mike de Kozlowski

SIGNATURE of SAMPLER: Mike de Kozlowski

DATE Signed: 3/2/22

TEMP in C	Received on Ice (Y/N)	Custody Sealed Cooler (Y/N)	Samples Intact (Y/N)

Pace Analytical Services, LLC
9800 Kincey Ave. Suite 100
Huntersville, NC 28078
(704)875-9092

March 08, 2022

Andrew Wreschnig
AECOM
6000 Fairview Road
Suite 200
Charlotte, NC 28210

RE: Project: CPC Huntersville-60674226
Pace Project No.: 92591151

Dear Andrew Wreschnig:

Enclosed are the analytical results for sample(s) received by the laboratory on March 02, 2022. The results relate only to the samples included in this report. Results reported herein conform to the applicable TNI/NELAC Standards and the laboratory's Quality Manual, where applicable, unless otherwise noted in the body of the report.

The test results provided in this final report were generated by each of the following laboratories within the Pace Network:

- Pace Analytical Services - Asheville
- Pace Analytical Services - Charlotte

If you have any questions concerning this report, please feel free to contact me.

Sincerely,

Bonnie Vang

Bonnie Vang
bonnie.vang@pacelabs.com
(704)875-9092
Project Manager

Enclosures

cc: Teresa Amentt Jennings, AECOM
Jeff Morrison, Colonial Pipeline Company

REPORT OF LABORATORY ANALYSIS

This report shall not be reproduced, except in full,
without the written consent of Pace Analytical Services, LLC.

Pace Analytical Services, LLC
9800 Kincey Ave. Suite 100
Huntersville, NC 28078
(704)875-9092

CERTIFICATIONS

Project:	CPC Huntersville-60674226
Pace Project No.:	92591151

Pace Analytical Services Charlotte

South Carolina Laboratory ID: 99006
9800 Kincey Ave. Ste 100, Huntersville, NC 28078
North Carolina Drinking Water Certification #: 37706
North Carolina Field Services Certification #: 5342
North Carolina Wastewater Certification #: 12
South Carolina Laboratory ID: 99006
South Carolina Certification #: 99006001
South Carolina Drinking Water Cert. #: 99006003
Florida/NELAP Certification #: E87627
Kentucky UST Certification #: 84
Louisiana DoH Drinking Water #: LA029
Virginia/VELAP Certification #: 460221

Pace Analytical Services Asheville

2225 Riverside Drive, Asheville, NC 28804
Florida/NELAP Certification #: E87648
North Carolina Drinking Water Certification #: 37712
North Carolina Wastewater Certification #: 40
South Carolina Laboratory ID: 99030
South Carolina Certification #: 99030001
Virginia/VELAP Certification #: 460222

This report shall not be reproduced, except in full,
without the written consent of Pace Analytical Services, LLC.

Pace Analytical Services, LLC
9800 Kincey Ave. Suite 100
Huntersville, NC 28078
(704)875-9092

SAMPLE SUMMARY

Project: CPC Huntersville-60674226
Pace Project No.: 92591151

Lab ID	Sample ID	Matrix	Date Collected	Date Received
92591151001	**MW-96**	Water	03/02/22 09:20	03/02/22 16:30
92591151002	**MW-33**	Water	03/02/22 09:20	03/02/22 16:30
92591151003	**MW-57**	Water	03/02/22 10:00	03/02/22 16:30
92591151004	**MW-32**	Water	03/02/22 10:40	03/02/22 16:30
92591151005	**MW-97D**	Water	03/02/22 10:30	03/02/22 16:30
92591151006	**MW-95**	Water	03/02/22 11:05	03/02/22 16:30
92591151007	**MW-01**	Water	03/02/22 11:00	03/02/22 16:30
92591151008	**MW-53**	Water	03/02/22 11:30	03/02/22 16:30
92591151009	**MW-87**	Water	03/02/22 09:55	03/02/22 16:30
92591151010	**DUP-1-20220302**	Water	03/02/22 00:00	03/02/22 16:30
92591151011	**MW-57D**	Water	03/02/22 12:10	03/02/22 16:30
92591151012	**MW-03**	Water	03/02/22 12:45	03/02/22 16:30
92591151013	**MW-07D**	Water	03/02/22 12:25	03/02/22 16:30
92591151014	**MW-94**	Water	03/02/22 12:50	03/02/22 16:30
92591151015	**MW-88**	Water	03/02/22 13:05	03/02/22 16:30
92591151016	**MW-34**	Water	03/02/22 13:35	03/02/22 16:30
92591151017	**MW-36**	Water	03/02/22 13:20	03/02/22 16:30
92591151018	**MW-35**	Water	03/02/22 13:45	03/02/22 16:30
92591151019	**MW-05**	Water	03/02/22 12:25	03/02/22 16:30
92591151020	**EB-1-20220302**	Water	03/02/22 14:15	03/02/22 16:30
92591151021	**MW-25D**	Water	03/02/22 14:25	03/02/22 16:30
92591151022	**FB-1-20220302**	Water	03/02/22 15:00	03/02/22 16:30
92591151023	**FB-2-20220302**	Water	03/02/22 14:30	03/02/22 16:30
92591151024	**EB-2-20220302**	Water	03/02/22 15:30	03/02/22 16:30
92591151025	**TRIP BLANK**	Water	03/02/22 00:00	03/02/22 16:30
92591151026	**MW-89**	Water	03/02/22 14:50	03/02/22 16:30
92591151027	**MW-56**	Water	03/02/22 15:00	03/02/22 16:30
92591151028	**DUP-2-20220302**	Water	03/02/22 00:00	03/02/22 16:30
92591151029	**MW-43**	Water	03/02/22 15:35	03/02/22 16:30

This report shall not be reproduced, except in full,
without the written consent of Pace Analytical Services, LLC.

Pace Analytical Services, LLC
9800 Kincey Ave. Suite 100
Huntersville, NC 28078
(704)875-9092

SAMPLE ANALYTE COUNT

Project: CPC Huntersville-60674226
Pace Project No.: 92591151

Lab ID	Sample ID	Method	Analysts	Analytes Reported	Laboratory
92591151001	**MW-96**	MADEP VPH	MAD	6	PASI-C
		EPA 6020B	JOR	1	PASI-A
		SM 6200B	SAS	63	PASI-C
92591151002	**MW-33**	MADEP VPH	MAD	6	PASI-C
		EPA 6020B	JOR	1	PASI-A
		SM 6200B	LMB	63	PASI-C
92591151003	**MW-57**	MADEP VPH	MAD	6	PASI-C
		EPA 6020B	JOR	1	PASI-A
		SM 6200B	LMB	63	PASI-C
92591151004	**MW-32**	MADEP VPH	MAD	6	PASI-C
		EPA 6020B	JOR	1	PASI-A
		SM 6200B	LMB	63	PASI-C
92591151005	**MW-97D**	MADEP VPH	MAD	6	PASI-C
		EPA 6020B	JOR	1	PASI-A
		SM 6200B	LMB	63	PASI-C
92591151006	**MW-95**	MADEP VPH	MAD	6	PASI-C
		EPA 6020B	JOR	1	PASI-A
		SM 6200B	LMB	63	PASI-C
92591151007	**MW-01**	MADEP VPH	MAD	6	PASI-C
		EPA 6020B	JOR	1	PASI-A
		SM 6200B	LMB	63	PASI-C
92591151008	**MW-53**	MADEP VPH	MAD	6	PASI-C
		EPA 6020B	JOR	1	PASI-A
		SM 6200B	LMB	63	PASI-C
92591151009	**MW-87**	MADEP VPH	MAD	6	PASI-C
		EPA 6020B	JOR	1	PASI-A
		SM 6200B	LMB	63	PASI-C
92591151010	**DUP-1-20220302**	MADEP VPH	MAD	6	PASI-C
		EPA 6020B	JOR	1	PASI-A
		SM 6200B	LMB	63	PASI-C
92591151011	**MW-57D**	MADEP VPH	MAD	6	PASI-C
		EPA 6020B	JOR	1	PASI-A
		SM 6200B	LMB	63	PASI-C
92591151012	**MW-03**	MADEP VPH	MAD	6	PASI-C
		EPA 6020B	JOR	1	PASI-A
		SM 6200B	CL	63	PASI-C
92591151013	**MW-07D**	MADEP VPH	MAD	6	PASI-C

This report shall not be reproduced, except in full,
without the written consent of Pace Analytical Services, LLC.

Pace Analytical Services, LLC
9800 Kincey Ave. Suite 100
Huntersville, NC 28078
(704)875-9092

SAMPLE ANALYTE COUNT

Project: CPC Huntersville-60674226
Pace Project No.: 92591151

Lab ID	Sample ID	Method	Analysts	Analytes Reported	Laboratory
		EPA 6020B	JOR	1	PASI-A
		SM 6200B	LMB	63	PASI-C
92591151014	**MW-94**	MADEP VPH	MAD	6	PASI-C
		EPA 6020B	JOR	1	PASI-A
		SM 6200B	LMB	63	PASI-C
92591151015	**MW-88**	MADEP VPH	MAD	6	PASI-C
		EPA 6020B	JOR	1	PASI-A
		SM 6200B	LMB	63	PASI-C
92591151016	**MW-34**	MADEP VPH	MAD	6	PASI-C
		EPA 6020B	JOR	1	PASI-A
		SM 6200B	LMB	63	PASI-C
92591151017	**MW-36**	MADEP VPH	MAD	6	PASI-C
		EPA 6020B	JOR	1	PASI-A
		SM 6200B	LMB	63	PASI-C
92591151018	**MW-35**	MADEP VPH	MAD	6	PASI-C
		EPA 6020B	JOR	1	PASI-A
		SM 6200B	LMB	63	PASI-C
92591151019	**MW-05**	MADEP VPH	MAD	6	PASI-C
		EPA 6020B	JOR	1	PASI-A
		SM 6200B	LMB	63	PASI-C
92591151020	**EB-1-20220302**	MADEP VPH	MAD	6	PASI-C
		EPA 6020B	JOR	1	PASI-A
		SM 6200B	LMB	63	PASI-C
92591151021	**MW-25D**	MADEP VPH	MAD	6	PASI-C
		EPA 6020B	JOR	1	PASI-A
		SM 6200B	LMB	63	PASI-C
92591151022	**FB-1-20220302**	MADEP VPH	MAD	6	PASI-C
		SM 6200B	LMB	63	PASI-C
92591151023	**FB-2-20220302**	MADEP VPH	MAD	6	PASI-C
		SM 6200B	LMB	63	PASI-C
92591151024	**EB-2-20220302**	MADEP VPH	MAD	6	PASI-C
		EPA 6020B	JOR	1	PASI-A
		SM 6200B	LMB	63	PASI-C
92591151025	**TRIP BLANK**	SM 6200B	LMB	63	PASI-C
92591151026	**MW-89**	MADEP VPH	MAD	6	PASI-C
		EPA 6020B	JOR	1	PASI-A
		SM 6200B	LMB	63	PASI-C

This report shall not be reproduced, except in full,
without the written consent of Pace Analytical Services, LLC.

Pace Analytical Services, LLC
9800 Kincey Ave. Suite 100
Huntersville, NC 28078
(704)875-9092

SAMPLE ANALYTE COUNT

Project: CPC Huntersville-60674226
Pace Project No.: 92591151

Lab ID	Sample ID	Method	Analysts	Analytes Reported	Laboratory
92591151027	**MW-56**	MADEP VPH	MAD	6	PASI-C
		EPA 6020B	JOR	1	PASI-A
		SM 6200B	LMB	63	PASI-C
92591151028	**DUP-2-20220302**	MADEP VPH	MAD	6	PASI-C
		EPA 6020B	JOR	1	PASI-A
		SM 6200B	LMB	63	PASI-C
92591151029	**MW-43**	MADEP VPH	MAD	6	PASI-C
		EPA 6020B	JOR	1	PASI-A
		SM 6200B	LMB	63	PASI-C

PASI-A = Pace Analytical Services - Asheville
PASI-C = Pace Analytical Services - Charlotte

This report shall not be reproduced, except in full,
without the written consent of Pace Analytical Services, LLC.

Pace Analytical Services, LLC
9800 Kincey Ave. Suite 100
Huntersville, NC 28078
(704)875-9092

ANALYTICAL RESULTS

Project: CPC Huntersville-60674226
Pace Project No.: 92591151

Sample: MW-96 **Lab ID: 92591151001** Collected: 03/02/22 09:20 Received: 03/02/22 16:30 Matrix: Water

Parameters	Results	Units	Report Limit	MDL	DF	Prepared	Analyzed	CAS No.	Qual
VPH NC Water	Analytical Method: MADEP VPH								
	Pace Analytical Services - Charlotte								
Total VPH (C5-C12)	ND	ug/L	50.0	50.0	1		03/04/22 20:33		N2
Aliphatic (C05-C08)	ND	ug/L	50.0	50.0	1		03/04/22 20:33		N2
Aliphatic(C09-C12) Adjusted	ND	ug/L	50.0	50.0	1		03/04/22 20:33		N2
Aromatic (C09-C10)	ND	ug/L	50.0	50.0	1		03/04/22 20:33		N2
Surrogates									
4-Bromofluorobenzene (FID) (S)	98	%	70-130		1		03/04/22 20:33	460-00-4	
4-Bromofluorobenzene (PID) (S)	87	%	70-130		1		03/04/22 20:33	460-00-4	
6020 MET ICPMS	Analytical Method: EPA 6020B Preparation Method: EPA 3010A								
	Pace Analytical Services - Asheville								
Lead	ND	ug/L	5.0	0.077	1	03/05/22 11:43	03/07/22 14:34	7439-92-1	
6200B MSV	Analytical Method: SM 6200B								
	Pace Analytical Services - Charlotte								
Benzene	ND	ug/L	0.50	0.34	1		03/03/22 16:40	71-43-2	
Bromobenzene	ND	ug/L	0.50	0.29	1		03/03/22 16:40	108-86-1	
Bromochloromethane	ND	ug/L	0.50	0.47	1		03/03/22 16:40	74-97-5	
Bromodichloromethane	ND	ug/L	0.50	0.31	1		03/03/22 16:40	75-27-4	
Bromoform	ND	ug/L	0.50	0.34	1		03/03/22 16:40	75-25-2	
Bromomethane	ND	ug/L	5.0	1.7	1		03/03/22 16:40	74-83-9	
n-Butylbenzene	ND	ug/L	0.50	0.49	1		03/03/22 16:40	104-51-8	
sec-Butylbenzene	ND	ug/L	0.50	0.40	1		03/03/22 16:40	135-98-8	
tert-Butylbenzene	ND	ug/L	0.50	0.32	1		03/03/22 16:40	98-06-6	
Carbon tetrachloride	ND	ug/L	0.50	0.33	1		03/03/22 16:40	56-23-5	
Chlorobenzene	ND	ug/L	0.50	0.28	1		03/03/22 16:40	108-90-7	
Chloroethane	ND	ug/L	1.0	0.65	1		03/03/22 16:40	75-00-3	
Chloroform	ND	ug/L	0.50	0.35	1		03/03/22 16:40	67-66-3	
Chloromethane	ND	ug/L	1.0	0.54	1		03/03/22 16:40	74-87-3	
2-Chlorotoluene	ND	ug/L	0.50	0.32	1		03/03/22 16:40	95-49-8	
4-Chlorotoluene	ND	ug/L	0.50	0.32	1		03/03/22 16:40	106-43-4	
1,2-Dibromo-3-chloropropane	ND	ug/L	1.0	0.34	1		03/03/22 16:40	96-12-8	
Dibromochloromethane	ND	ug/L	0.50	0.36	1		03/03/22 16:40	124-48-1	
1,2-Dibromoethane (EDB)	ND	ug/L	0.50	0.27	1		03/03/22 16:40	106-93-4	
Dibromomethane	ND	ug/L	0.50	0.39	1		03/03/22 16:40	74-95-3	
1,2-Dichlorobenzene	ND	ug/L	0.50	0.34	1		03/03/22 16:40	95-50-1	
1,3-Dichlorobenzene	ND	ug/L	0.50	0.34	1		03/03/22 16:40	541-73-1	
1,4-Dichlorobenzene	ND	ug/L	0.50	0.33	1		03/03/22 16:40	106-46-7	
Dichlorodifluoromethane	ND	ug/L	0.50	0.35	1		03/03/22 16:40	75-71-8	
1,1-Dichloroethane	ND	ug/L	0.50	0.37	1		03/03/22 16:40	75-34-3	
1,2-Dichloroethane	ND	ug/L	0.50	0.32	1		03/03/22 16:40	107-06-2	
1,1-Dichloroethene	ND	ug/L	0.50	0.35	1		03/03/22 16:40	75-35-4	
cis-1,2-Dichloroethene	ND	ug/L	0.50	0.38	1		03/03/22 16:40	156-59-2	
trans-1,2-Dichloroethene	ND	ug/L	0.50	0.40	1		03/03/22 16:40	156-60-5	
1,2-Dichloropropane	ND	ug/L	0.50	0.36	1		03/03/22 16:40	78-87-5	
1,3-Dichloropropane	ND	ug/L	0.50	0.28	1		03/03/22 16:40	142-28-9	

This report shall not be reproduced, except in full,
without the written consent of Pace Analytical Services, LLC.

Pace Analytical Services, LLC
9800 Kincey Ave. Suite 100
Huntersville, NC 28078
(704)875-9092

ANALYTICAL RESULTS

Project: CPC Huntersville-60674226
Pace Project No.: 92591151

Sample: MW-96 **Lab ID: 92591151001** Collected: 03/02/22 09:20 Received: 03/02/22 16:30 Matrix: Water

Parameters	Results	Units	Report Limit	MDL	DF	Prepared	Analyzed	CAS No.	Qual
6200B MSV	Analytical Method: SM 6200B								
	Pace Analytical Services - Charlotte								
2,2-Dichloropropane	ND	ug/L	0.50	0.39	1		03/03/22 16:40	594-20-7	
1,1-Dichloropropene	ND	ug/L	0.50	0.43	1		03/03/22 16:40	563-58-6	
cis-1,3-Dichloropropene	ND	ug/L	0.50	0.36	1		03/03/22 16:40	10061-01-5	
trans-1,3-Dichloropropene	ND	ug/L	0.50	0.36	1		03/03/22 16:40	10061-02-6	
Diisopropyl ether	ND	ug/L	0.50	0.31	1		03/03/22 16:40	108-20-3	
Ethylbenzene	ND	ug/L	0.50	0.30	1		03/03/22 16:40	100-41-4	
Hexachloro-1,3-butadiene	ND	ug/L	2.0	1.5	1		03/03/22 16:40	87-68-3	
Isopropylbenzene (Cumene)	ND	ug/L	0.50	0.33	1		03/03/22 16:40	98-82-8	
Methylene Chloride	ND	ug/L	2.0	2.0	1		03/03/22 16:40	75-09-2	
Methyl-tert-butyl ether	ND	ug/L	0.50	0.42	1		03/03/22 16:40	1634-04-4	
Naphthalene	ND	ug/L	2.0	0.64	1		03/03/22 16:40	91-20-3	
n-Propylbenzene	ND	ug/L	0.50	0.34	1		03/03/22 16:40	103-65-1	
Styrene	ND	ug/L	0.50	0.29	1		03/03/22 16:40	100-42-5	
1,1,1,2-Tetrachloroethane	ND	ug/L	0.50	0.31	1		03/03/22 16:40	630-20-6	
1,1,2,2-Tetrachloroethane	ND	ug/L	0.50	0.22	1		03/03/22 16:40	79-34-5	
Tetrachloroethene	ND	ug/L	0.50	0.29	1		03/03/22 16:40	127-18-4	
Toluene	ND	ug/L	0.50	0.48	1		03/03/22 16:40	108-88-3	
1,2,3-Trichlorobenzene	ND	ug/L	2.0	0.81	1		03/03/22 16:40	87-61-6	
1,2,4-Trichlorobenzene	ND	ug/L	2.0	0.64	1		03/03/22 16:40	120-82-1	
1,1,1-Trichloroethane	ND	ug/L	0.50	0.33	1		03/03/22 16:40	71-55-6	
1,1,2-Trichloroethane	ND	ug/L	0.50	0.32	1		03/03/22 16:40	79-00-5	
Trichloroethene	ND	ug/L	0.50	0.38	1		03/03/22 16:40	79-01-6	
Trichlorofluoromethane	ND	ug/L	1.0	0.30	1		03/03/22 16:40	75-69-4	
1,2,3-Trichloropropane	ND	ug/L	0.50	0.26	1		03/03/22 16:40	96-18-4	
1,2,4-Trimethylbenzene	ND	ug/L	0.50	0.50	1		03/03/22 16:40	95-63-6	
1,3,5-Trimethylbenzene	ND	ug/L	0.50	0.33	1		03/03/22 16:40	108-67-8	
Vinyl chloride	ND	ug/L	1.0	0.39	1		03/03/22 16:40	75-01-4	
m&p-Xylene	ND	ug/L	1.0	0.71	1		03/03/22 16:40	179601-23-1	
o-Xylene	ND	ug/L	0.50	0.34	1		03/03/22 16:40	95-47-6	
Surrogates									
1,2-Dichloroethane-d4 (S)	101	%	70-130		1		03/03/22 16:40	17060-07-0	
4-Bromofluorobenzene (S)	97	%	70-130		1		03/03/22 16:40	460-00-4	
Toluene-d8 (S)	107	%	70-130		1		03/03/22 16:40	2037-26-5	

This report shall not be reproduced, except in full,
without the written consent of Pace Analytical Services, LLC.

Pace Analytical Services, LLC
9800 Kincey Ave. Suite 100
Huntersville, NC 28078
(704)875-9092

ANALYTICAL RESULTS

Project: CPC Huntersville-60674226
Pace Project No.: 92591151

Sample: MW-33 **Lab ID: 92591151002** Collected: 03/02/22 09:20 Received: 03/02/22 16:30 Matrix: Water

Parameters	Results	Units	Report Limit	MDL	DF	Prepared	Analyzed	CAS No.	Qual
VPH NC Water	Analytical Method: MADEP VPH								
	Pace Analytical Services - Charlotte								
Total VPH (C5-C12)	ND	ug/L	50.0	50.0	1		03/04/22 21:02		N2
Aliphatic (C05-C08)	ND	ug/L	50.0	50.0	1		03/04/22 21:02		N2
Aliphatic(C09-C12) Adjusted	ND	ug/L	50.0	50.0	1		03/04/22 21:02		N2
Aromatic (C09-C10)	ND	ug/L	50.0	50.0	1		03/04/22 21:02		N2
Surrogates									
4-Bromofluorobenzene (FID) (S)	97	%	70-130		1		03/04/22 21:02	460-00-4	
4-Bromofluorobenzene (PID) (S)	86	%	70-130		1		03/04/22 21:02	460-00-4	
6020 MET ICPMS	Analytical Method: EPA 6020B Preparation Method: EPA 3010A								
	Pace Analytical Services - Asheville								
Lead	**0.12J**	ug/L	5.0	0.077	1	03/05/22 11:43	03/07/22 14:38	7439-92-1	
6200B MSV	Analytical Method: SM 6200B								
	Pace Analytical Services - Charlotte								
Benzene	ND	ug/L	0.50	0.34	1		03/03/22 16:58	71-43-2	
Bromobenzene	ND	ug/L	0.50	0.29	1		03/03/22 16:58	108-86-1	
Bromochloromethane	ND	ug/L	0.50	0.47	1		03/03/22 16:58	74-97-5	
Bromodichloromethane	ND	ug/L	0.50	0.31	1		03/03/22 16:58	75-27-4	
Bromoform	ND	ug/L	0.50	0.34	1		03/03/22 16:58	75-25-2	
Bromomethane	ND	ug/L	5.0	1.7	1		03/03/22 16:58	74-83-9	
n-Butylbenzene	ND	ug/L	0.50	0.49	1		03/03/22 16:58	104-51-8	
sec-Butylbenzene	ND	ug/L	0.50	0.40	1		03/03/22 16:58	135-98-8	
tert-Butylbenzene	ND	ug/L	0.50	0.32	1		03/03/22 16:58	98-06-6	
Carbon tetrachloride	ND	ug/L	0.50	0.33	1		03/03/22 16:58	56-23-5	
Chlorobenzene	ND	ug/L	0.50	0.28	1		03/03/22 16:58	108-90-7	
Chloroethane	ND	ug/L	1.0	0.65	1		03/03/22 16:58	75-00-3	
Chloroform	ND	ug/L	0.50	0.35	1		03/03/22 16:58	67-66-3	
Chloromethane	ND	ug/L	1.0	0.54	1		03/03/22 16:58	74-87-3	
2-Chlorotoluene	ND	ug/L	0.50	0.32	1		03/03/22 16:58	95-49-8	
4-Chlorotoluene	ND	ug/L	0.50	0.32	1		03/03/22 16:58	106-43-4	
1,2-Dibromo-3-chloropropane	ND	ug/L	1.0	0.34	1		03/03/22 16:58	96-12-8	
Dibromochloromethane	ND	ug/L	0.50	0.36	1		03/03/22 16:58	124-48-1	
1,2-Dibromoethane (EDB)	ND	ug/L	0.50	0.27	1		03/03/22 16:58	106-93-4	
Dibromomethane	ND	ug/L	0.50	0.39	1		03/03/22 16:58	74-95-3	
1,2-Dichlorobenzene	ND	ug/L	0.50	0.34	1		03/03/22 16:58	95-50-1	
1,3-Dichlorobenzene	ND	ug/L	0.50	0.34	1		03/03/22 16:58	541-73-1	
1,4-Dichlorobenzene	ND	ug/L	0.50	0.33	1		03/03/22 16:58	106-46-7	
Dichlorodifluoromethane	ND	ug/L	0.50	0.35	1		03/03/22 16:58	75-71-8	
1,1-Dichloroethane	ND	ug/L	0.50	0.37	1		03/03/22 16:58	75-34-3	
1,2-Dichloroethane	ND	ug/L	0.50	0.32	1		03/03/22 16:58	107-06-2	
1,1-Dichloroethene	ND	ug/L	0.50	0.35	1		03/03/22 16:58	75-35-4	
cis-1,2-Dichloroethene	ND	ug/L	0.50	0.38	1		03/03/22 16:58	156-59-2	
trans-1,2-Dichloroethene	ND	ug/L	0.50	0.40	1		03/03/22 16:58	156-60-5	
1,2-Dichloropropane	ND	ug/L	0.50	0.36	1		03/03/22 16:58	78-87-5	
1,3-Dichloropropane	ND	ug/L	0.50	0.28	1		03/03/22 16:58	142-28-9	

This report shall not be reproduced, except in full,
without the written consent of Pace Analytical Services, LLC.

Pace Analytical Services, LLC
9800 Kincey Ave. Suite 100
Huntersville, NC 28078
(704)875-9092

ANALYTICAL RESULTS

Project: CPC Huntersville-60674226
Pace Project No.: 92591151

Sample: MW-33 **Lab ID: 92591151002** Collected: 03/02/22 09:20 Received: 03/02/22 16:30 Matrix: Water

Parameters	Results	Units	Report Limit	MDL	DF	Prepared	Analyzed	CAS No.	Qual
6200B MSV	Analytical Method: SM 6200B								
	Pace Analytical Services - Charlotte								
2,2-Dichloropropane	ND	ug/L	0.50	0.39	1		03/03/22 16:58	594-20-7	
1,1-Dichloropropene	ND	ug/L	0.50	0.43	1		03/03/22 16:58	563-58-6	
cis-1,3-Dichloropropene	ND	ug/L	0.50	0.36	1		03/03/22 16:58	10061-01-5	
trans-1,3-Dichloropropene	ND	ug/L	0.50	0.36	1		03/03/22 16:58	10061-02-6	
Diisopropyl ether	ND	ug/L	0.50	0.31	1		03/03/22 16:58	108-20-3	
Ethylbenzene	ND	ug/L	0.50	0.30	1		03/03/22 16:58	100-41-4	
Hexachloro-1,3-butadiene	ND	ug/L	2.0	1.5	1		03/03/22 16:58	87-68-3	
Isopropylbenzene (Cumene)	ND	ug/L	0.50	0.33	1		03/03/22 16:58	98-82-8	
Methylene Chloride	ND	ug/L	2.0	2.0	1		03/03/22 16:58	75-09-2	
Methyl-tert-butyl ether	ND	ug/L	0.50	0.42	1		03/03/22 16:58	1634-04-4	
Naphthalene	ND	ug/L	2.0	0.64	1		03/03/22 16:58	91-20-3	
n-Propylbenzene	ND	ug/L	0.50	0.34	1		03/03/22 16:58	103-65-1	
Styrene	ND	ug/L	0.50	0.29	1		03/03/22 16:58	100-42-5	
1,1,1,2-Tetrachloroethane	ND	ug/L	0.50	0.31	1		03/03/22 16:58	630-20-6	
1,1,2,2-Tetrachloroethane	ND	ug/L	0.50	0.22	1		03/03/22 16:58	79-34-5	
Tetrachloroethene	ND	ug/L	0.50	0.29	1		03/03/22 16:58	127-18-4	
Toluene	ND	ug/L	0.50	0.48	1		03/03/22 16:58	108-88-3	
1,2,3-Trichlorobenzene	ND	ug/L	2.0	0.81	1		03/03/22 16:58	87-61-6	
1,2,4-Trichlorobenzene	ND	ug/L	2.0	0.64	1		03/03/22 16:58	120-82-1	
1,1,1-Trichloroethane	ND	ug/L	0.50	0.33	1		03/03/22 16:58	71-55-6	
1,1,2-Trichloroethane	ND	ug/L	0.50	0.32	1		03/03/22 16:58	79-00-5	
Trichloroethene	ND	ug/L	0.50	0.38	1		03/03/22 16:58	79-01-6	
Trichlorofluoromethane	ND	ug/L	1.0	0.30	1		03/03/22 16:58	75-69-4	
1,2,3-Trichloropropane	ND	ug/L	0.50	0.26	1		03/03/22 16:58	96-18-4	
1,2,4-Trimethylbenzene	ND	ug/L	0.50	0.50	1		03/03/22 16:58	95-63-6	
1,3,5-Trimethylbenzene	ND	ug/L	0.50	0.33	1		03/03/22 16:58	108-67-8	
Vinyl chloride	ND	ug/L	1.0	0.39	1		03/03/22 16:58	75-01-4	
m&p-Xylene	ND	ug/L	1.0	0.71	1		03/03/22 16:58	179601-23-1	
o-Xylene	ND	ug/L	0.50	0.34	1		03/03/22 16:58	95-47-6	
Surrogates									
1,2-Dichloroethane-d4 (S)	101	%	70-130		1		03/03/22 16:58	17060-07-0	
4-Bromofluorobenzene (S)	99	%	70-130		1		03/03/22 16:58	460-00-4	
Toluene-d8 (S)	104	%	70-130		1		03/03/22 16:58	2037-26-5	

This report shall not be reproduced, except in full,
without the written consent of Pace Analytical Services, LLC.

Pace Analytical Services, LLC
9800 Kincey Ave. Suite 100
Huntersville, NC 28078
(704)875-9092

ANALYTICAL RESULTS

Project: CPC Huntersville-60674226
Pace Project No.: 92591151

Sample: MW-57 **Lab ID: 92591151003** Collected: 03/02/22 10:00 Received: 03/02/22 16:30 Matrix: Water

Parameters	Results	Units	Report Limit	MDL	DF	Prepared	Analyzed	CAS No.	Qual
VPH NC Water	Analytical Method: MADEP VPH								
	Pace Analytical Services - Charlotte								
Total VPH (C5-C12)	ND	ug/L	50.0	50.0	1		03/04/22 21:31		N2
Aliphatic (C05-C08)	ND	ug/L	50.0	50.0	1		03/04/22 21:31		N2
Aliphatic(C09-C12) Adjusted	ND	ug/L	50.0	50.0	1		03/04/22 21:31		N2
Aromatic (C09-C10)	ND	ug/L	50.0	50.0	1		03/04/22 21:31		N2
Surrogates									
4-Bromofluorobenzene (FID) (S)	98	%	70-130		1		03/04/22 21:31	460-00-4	
4-Bromofluorobenzene (PID) (S)	87	%	70-130		1		03/04/22 21:31	460-00-4	
6020 MET ICPMS	Analytical Method: EPA 6020B Preparation Method: EPA 3010A								
	Pace Analytical Services - Asheville								
Lead	**0.31J**	ug/L	5.0	0.077	1	03/05/22 11:43	03/07/22 14:42	7439-92-1	
6200B MSV	Analytical Method: SM 6200B								
	Pace Analytical Services - Charlotte								
Benzene	ND	ug/L	0.50	0.34	1		03/03/22 17:16	71-43-2	
Bromobenzene	ND	ug/L	0.50	0.29	1		03/03/22 17:16	108-86-1	
Bromochloromethane	ND	ug/L	0.50	0.47	1		03/03/22 17:16	74-97-5	
Bromodichloromethane	ND	ug/L	0.50	0.31	1		03/03/22 17:16	75-27-4	
Bromoform	ND	ug/L	0.50	0.34	1		03/03/22 17:16	75-25-2	
Bromomethane	ND	ug/L	5.0	1.7	1		03/03/22 17:16	74-83-9	
n-Butylbenzene	ND	ug/L	0.50	0.49	1		03/03/22 17:16	104-51-8	
sec-Butylbenzene	ND	ug/L	0.50	0.40	1		03/03/22 17:16	135-98-8	
tert-Butylbenzene	ND	ug/L	0.50	0.32	1		03/03/22 17:16	98-06-6	
Carbon tetrachloride	ND	ug/L	0.50	0.33	1		03/03/22 17:16	56-23-5	
Chlorobenzene	ND	ug/L	0.50	0.28	1		03/03/22 17:16	108-90-7	
Chloroethane	ND	ug/L	1.0	0.65	1		03/03/22 17:16	75-00-3	
Chloroform	ND	ug/L	0.50	0.35	1		03/03/22 17:16	67-66-3	
Chloromethane	ND	ug/L	1.0	0.54	1		03/03/22 17:16	74-87-3	
2-Chlorotoluene	ND	ug/L	0.50	0.32	1		03/03/22 17:16	95-49-8	
4-Chlorotoluene	ND	ug/L	0.50	0.32	1		03/03/22 17:16	106-43-4	
1,2-Dibromo-3-chloropropane	ND	ug/L	1.0	0.34	1		03/03/22 17:16	96-12-8	
Dibromochloromethane	ND	ug/L	0.50	0.36	1		03/03/22 17:16	124-48-1	
1,2-Dibromoethane (EDB)	ND	ug/L	0.50	0.27	1		03/03/22 17:16	106-93-4	
Dibromomethane	ND	ug/L	0.50	0.39	1		03/03/22 17:16	74-95-3	
1,2-Dichlorobenzene	ND	ug/L	0.50	0.34	1		03/03/22 17:16	95-50-1	
1,3-Dichlorobenzene	ND	ug/L	0.50	0.34	1		03/03/22 17:16	541-73-1	
1,4-Dichlorobenzene	ND	ug/L	0.50	0.33	1		03/03/22 17:16	106-46-7	
Dichlorodifluoromethane	ND	ug/L	0.50	0.35	1		03/03/22 17:16	75-71-8	
1,1-Dichloroethane	ND	ug/L	0.50	0.37	1		03/03/22 17:16	75-34-3	
1,2-Dichloroethane	ND	ug/L	0.50	0.32	1		03/03/22 17:16	107-06-2	
1,1-Dichloroethene	ND	ug/L	0.50	0.35	1		03/03/22 17:16	75-35-4	
cis-1,2-Dichloroethene	ND	ug/L	0.50	0.38	1		03/03/22 17:16	156-59-2	
trans-1,2-Dichloroethene	ND	ug/L	0.50	0.40	1		03/03/22 17:16	156-60-5	
1,2-Dichloropropane	ND	ug/L	0.50	0.36	1		03/03/22 17:16	78-87-5	
1,3-Dichloropropane	ND	ug/L	0.50	0.28	1		03/03/22 17:16	142-28-9	

This report shall not be reproduced, except in full,
without the written consent of Pace Analytical Services, LLC.

Pace Analytical Services, LLC
9800 Kincey Ave. Suite 100
Huntersville, NC 28078
(704)875-9092

ANALYTICAL RESULTS

Project: CPC Huntersville-60674226
Pace Project No.: 92591151

Sample: MW-57 **Lab ID: 92591151003** Collected: 03/02/22 10:00 Received: 03/02/22 16:30 Matrix: Water

Parameters	Results	Units	Report Limit	MDL	DF	Prepared	Analyzed	CAS No.	Qual
6200B MSV	Analytical Method: SM 6200B								
	Pace Analytical Services - Charlotte								
2,2-Dichloropropane	ND	ug/L	0.50	0.39	1		03/03/22 17:16	594-20-7	
1,1-Dichloropropene	ND	ug/L	0.50	0.43	1		03/03/22 17:16	563-58-6	
cis-1,3-Dichloropropene	ND	ug/L	0.50	0.36	1		03/03/22 17:16	10061-01-5	
trans-1,3-Dichloropropene	ND	ug/L	0.50	0.36	1		03/03/22 17:16	10061-02-6	
Diisopropyl ether	ND	ug/L	0.50	0.31	1		03/03/22 17:16	108-20-3	
Ethylbenzene	ND	ug/L	0.50	0.30	1		03/03/22 17:16	100-41-4	
Hexachloro-1,3-butadiene	ND	ug/L	2.0	1.5	1		03/03/22 17:16	87-68-3	
Isopropylbenzene (Cumene)	ND	ug/L	0.50	0.33	1		03/03/22 17:16	98-82-8	
Methylene Chloride	ND	ug/L	2.0	2.0	1		03/03/22 17:16	75-09-2	
Methyl-tert-butyl ether	ND	ug/L	0.50	0.42	1		03/03/22 17:16	1634-04-4	
Naphthalene	ND	ug/L	2.0	0.64	1		03/03/22 17:16	91-20-3	
n-Propylbenzene	ND	ug/L	0.50	0.34	1		03/03/22 17:16	103-65-1	
Styrene	ND	ug/L	0.50	0.29	1		03/03/22 17:16	100-42-5	
1,1,1,2-Tetrachloroethane	ND	ug/L	0.50	0.31	1		03/03/22 17:16	630-20-6	
1,1,2,2-Tetrachloroethane	ND	ug/L	0.50	0.22	1		03/03/22 17:16	79-34-5	
Tetrachloroethene	ND	ug/L	0.50	0.29	1		03/03/22 17:16	127-18-4	
Toluene	ND	ug/L	0.50	0.48	1		03/03/22 17:16	108-88-3	
1,2,3-Trichlorobenzene	ND	ug/L	2.0	0.81	1		03/03/22 17:16	87-61-6	
1,2,4-Trichlorobenzene	ND	ug/L	2.0	0.64	1		03/03/22 17:16	120-82-1	
1,1,1-Trichloroethane	ND	ug/L	0.50	0.33	1		03/03/22 17:16	71-55-6	
1,1,2-Trichloroethane	ND	ug/L	0.50	0.32	1		03/03/22 17:16	79-00-5	
Trichloroethene	ND	ug/L	0.50	0.38	1		03/03/22 17:16	79-01-6	
Trichlorofluoromethane	ND	ug/L	1.0	0.30	1		03/03/22 17:16	75-69-4	
1,2,3-Trichloropropane	ND	ug/L	0.50	0.26	1		03/03/22 17:16	96-18-4	
1,2,4-Trimethylbenzene	ND	ug/L	0.50	0.50	1		03/03/22 17:16	95-63-6	
1,3,5-Trimethylbenzene	ND	ug/L	0.50	0.33	1		03/03/22 17:16	108-67-8	
Vinyl chloride	ND	ug/L	1.0	0.39	1		03/03/22 17:16	75-01-4	
m&p-Xylene	ND	ug/L	1.0	0.71	1		03/03/22 17:16	179601-23-1	
o-Xylene	ND	ug/L	0.50	0.34	1		03/03/22 17:16	95-47-6	
Surrogates									
1,2-Dichloroethane-d4 (S)	97	%	70-130		1		03/03/22 17:16	17060-07-0	
4-Bromofluorobenzene (S)	98	%	70-130		1		03/03/22 17:16	460-00-4	
Toluene-d8 (S)	104	%	70-130		1		03/03/22 17:16	2037-26-5	

This report shall not be reproduced, except in full,
without the written consent of Pace Analytical Services, LLC.

Pace Analytical Services, LLC
9800 Kincey Ave. Suite 100
Huntersville, NC 28078
(704)875-9092

ANALYTICAL RESULTS

Project: CPC Huntersville-60674226
Pace Project No.: 92591151

Sample: MW-32 **Lab ID: 92591151004** Collected: 03/02/22 10:40 Received: 03/02/22 16:30 Matrix: Water

Parameters	Results	Units	Report Limit	MDL	DF	Prepared	Analyzed	CAS No.	Qual
VPH NC Water	Analytical Method: MADEP VPH								
	Pace Analytical Services - Charlotte								
Total VPH (C5-C12)	ND	ug/L	50.0	50.0	1		03/04/22 22:00		N2
Aliphatic (C05-C08)	ND	ug/L	50.0	50.0	1		03/04/22 22:00		N2
Aliphatic(C09-C12) Adjusted	ND	ug/L	50.0	50.0	1		03/04/22 22:00		N2
Aromatic (C09-C10)	ND	ug/L	50.0	50.0	1		03/04/22 22:00		N2
Surrogates									
4-Bromofluorobenzene (FID) (S)	98	%	70-130		1		03/04/22 22:00	460-00-4	
4-Bromofluorobenzene (PID) (S)	87	%	70-130		1		03/04/22 22:00	460-00-4	
6020 MET ICPMS	Analytical Method: EPA 6020B Preparation Method: EPA 3010A								
	Pace Analytical Services - Asheville								
Lead	ND	ug/L	5.0	0.077	1	03/05/22 11:43	03/07/22 15:14	7439-92-1	
6200B MSV	Analytical Method: SM 6200B								
	Pace Analytical Services - Charlotte								
Benzene	ND	ug/L	0.50	0.34	1		03/03/22 17:34	71-43-2	
Bromobenzene	ND	ug/L	0.50	0.29	1		03/03/22 17:34	108-86-1	
Bromochloromethane	ND	ug/L	0.50	0.47	1		03/03/22 17:34	74-97-5	
Bromodichloromethane	ND	ug/L	0.50	0.31	1		03/03/22 17:34	75-27-4	
Bromoform	ND	ug/L	0.50	0.34	1		03/03/22 17:34	75-25-2	
Bromomethane	ND	ug/L	5.0	1.7	1		03/03/22 17:34	74-83-9	
n-Butylbenzene	ND	ug/L	0.50	0.49	1		03/03/22 17:34	104-51-8	
sec-Butylbenzene	ND	ug/L	0.50	0.40	1		03/03/22 17:34	135-98-8	
tert-Butylbenzene	ND	ug/L	0.50	0.32	1		03/03/22 17:34	98-06-6	
Carbon tetrachloride	ND	ug/L	0.50	0.33	1		03/03/22 17:34	56-23-5	
Chlorobenzene	ND	ug/L	0.50	0.28	1		03/03/22 17:34	108-90-7	
Chloroethane	ND	ug/L	1.0	0.65	1		03/03/22 17:34	75-00-3	
Chloroform	ND	ug/L	0.50	0.35	1		03/03/22 17:34	67-66-3	
Chloromethane	ND	ug/L	1.0	0.54	1		03/03/22 17:34	74-87-3	
2-Chlorotoluene	ND	ug/L	0.50	0.32	1		03/03/22 17:34	95-49-8	
4-Chlorotoluene	ND	ug/L	0.50	0.32	1		03/03/22 17:34	106-43-4	
1,2-Dibromo-3-chloropropane	ND	ug/L	1.0	0.34	1		03/03/22 17:34	96-12-8	
Dibromochloromethane	ND	ug/L	0.50	0.36	1		03/03/22 17:34	124-48-1	
1,2-Dibromoethane (EDB)	ND	ug/L	0.50	0.27	1		03/03/22 17:34	106-93-4	
Dibromomethane	ND	ug/L	0.50	0.39	1		03/03/22 17:34	74-95-3	
1,2-Dichlorobenzene	ND	ug/L	0.50	0.34	1		03/03/22 17:34	95-50-1	
1,3-Dichlorobenzene	ND	ug/L	0.50	0.34	1		03/03/22 17:34	541-73-1	
1,4-Dichlorobenzene	ND	ug/L	0.50	0.33	1		03/03/22 17:34	106-46-7	
Dichlorodifluoromethane	ND	ug/L	0.50	0.35	1		03/03/22 17:34	75-71-8	
1,1-Dichloroethane	ND	ug/L	0.50	0.37	1		03/03/22 17:34	75-34-3	
1,2-Dichloroethane	ND	ug/L	0.50	0.32	1		03/03/22 17:34	107-06-2	
1,1-Dichloroethene	ND	ug/L	0.50	0.35	1		03/03/22 17:34	75-35-4	
cis-1,2-Dichloroethene	ND	ug/L	0.50	0.38	1		03/03/22 17:34	156-59-2	
trans-1,2-Dichloroethene	ND	ug/L	0.50	0.40	1		03/03/22 17:34	156-60-5	
1,2-Dichloropropane	ND	ug/L	0.50	0.36	1		03/03/22 17:34	78-87-5	
1,3-Dichloropropane	ND	ug/L	0.50	0.28	1		03/03/22 17:34	142-28-9	

This report shall not be reproduced, except in full,
without the written consent of Pace Analytical Services, LLC.

Pace Analytical Services, LLC
9800 Kincey Ave. Suite 100
Huntersville, NC 28078
(704)875-9092

ANALYTICAL RESULTS

Project: CPC Huntersville-60674226
Pace Project No.: 92591151

Sample: MW-32 **Lab ID: 92591151004** Collected: 03/02/22 10:40 Received: 03/02/22 16:30 Matrix: Water

Parameters	Results	Units	Report Limit	MDL	DF	Prepared	Analyzed	CAS No.	Qual
6200B MSV	Analytical Method: SM 6200B								
	Pace Analytical Services - Charlotte								
2,2-Dichloropropane	ND	ug/L	0.50	0.39	1		03/03/22 17:34	594-20-7	
1,1-Dichloropropene	ND	ug/L	0.50	0.43	1		03/03/22 17:34	563-58-6	
cis-1,3-Dichloropropene	ND	ug/L	0.50	0.36	1		03/03/22 17:34	10061-01-5	
trans-1,3-Dichloropropene	ND	ug/L	0.50	0.36	1		03/03/22 17:34	10061-02-6	
Diisopropyl ether	ND	ug/L	0.50	0.31	1		03/03/22 17:34	108-20-3	
Ethylbenzene	ND	ug/L	0.50	0.30	1		03/03/22 17:34	100-41-4	
Hexachloro-1,3-butadiene	ND	ug/L	2.0	1.5	1		03/03/22 17:34	87-68-3	
Isopropylbenzene (Cumene)	ND	ug/L	0.50	0.33	1		03/03/22 17:34	98-82-8	
Methylene Chloride	ND	ug/L	2.0	2.0	1		03/03/22 17:34	75-09-2	
Methyl-tert-butyl ether	ND	ug/L	0.50	0.42	1		03/03/22 17:34	1634-04-4	
Naphthalene	ND	ug/L	2.0	0.64	1		03/03/22 17:34	91-20-3	
n-Propylbenzene	ND	ug/L	0.50	0.34	1		03/03/22 17:34	103-65-1	
Styrene	ND	ug/L	0.50	0.29	1		03/03/22 17:34	100-42-5	
1,1,1,2-Tetrachloroethane	ND	ug/L	0.50	0.31	1		03/03/22 17:34	630-20-6	
1,1,2,2-Tetrachloroethane	ND	ug/L	0.50	0.22	1		03/03/22 17:34	79-34-5	
Tetrachloroethene	ND	ug/L	0.50	0.29	1		03/03/22 17:34	127-18-4	
Toluene	ND	ug/L	0.50	0.48	1		03/03/22 17:34	108-88-3	
1,2,3-Trichlorobenzene	ND	ug/L	2.0	0.81	1		03/03/22 17:34	87-61-6	
1,2,4-Trichlorobenzene	ND	ug/L	2.0	0.64	1		03/03/22 17:34	120-82-1	
1,1,1-Trichloroethane	ND	ug/L	0.50	0.33	1		03/03/22 17:34	71-55-6	
1,1,2-Trichloroethane	ND	ug/L	0.50	0.32	1		03/03/22 17:34	79-00-5	
Trichloroethene	ND	ug/L	0.50	0.38	1		03/03/22 17:34	79-01-6	
Trichlorofluoromethane	ND	ug/L	1.0	0.30	1		03/03/22 17:34	75-69-4	
1,2,3-Trichloropropane	ND	ug/L	0.50	0.26	1		03/03/22 17:34	96-18-4	
1,2,4-Trimethylbenzene	ND	ug/L	0.50	0.50	1		03/03/22 17:34	95-63-6	
1,3,5-Trimethylbenzene	ND	ug/L	0.50	0.33	1		03/03/22 17:34	108-67-8	
Vinyl chloride	ND	ug/L	1.0	0.39	1		03/03/22 17:34	75-01-4	
m&p-Xylene	ND	ug/L	1.0	0.71	1		03/03/22 17:34	179601-23-1	
o-Xylene	ND	ug/L	0.50	0.34	1		03/03/22 17:34	95-47-6	
Surrogates									
1,2-Dichloroethane-d4 (S)	99	%	70-130		1		03/03/22 17:34	17060-07-0	
4-Bromofluorobenzene (S)	98	%	70-130		1		03/03/22 17:34	460-00-4	
Toluene-d8 (S)	104	%	70-130		1		03/03/22 17:34	2037-26-5	

This report shall not be reproduced, except in full,
without the written consent of Pace Analytical Services, LLC.

Pace Analytical Services, LLC
9800 Kincey Ave. Suite 100
Huntersville, NC 28078
(704)875-9092

ANALYTICAL RESULTS

Project: CPC Huntersville-60674226
Pace Project No.: 92591151

Sample: MW-97D **Lab ID: 92591151005** Collected: 03/02/22 10:30 Received: 03/02/22 16:30 Matrix: Water

Parameters	Results	Units	Report Limit	MDL	DF	Prepared	Analyzed	CAS No.	Qual
VPH NC Water	Analytical Method: MADEP VPH								
	Pace Analytical Services - Charlotte								
Total VPH (C5-C12)	ND	ug/L	50.0	50.0	1		03/04/22 22:28		N2
Aliphatic (C05-C08)	ND	ug/L	50.0	50.0	1		03/04/22 22:28		N2
Aliphatic(C09-C12) Adjusted	ND	ug/L	50.0	50.0	1		03/04/22 22:28		N2
Aromatic (C09-C10)	ND	ug/L	50.0	50.0	1		03/04/22 22:28		N2
Surrogates									
4-Bromofluorobenzene (FID) (S)	98	%	70-130		1		03/04/22 22:28	460-00-4	
4-Bromofluorobenzene (PID) (S)	88	%	70-130		1		03/04/22 22:28	460-00-4	
6020 MET ICPMS	Analytical Method: EPA 6020B Preparation Method: EPA 3010A								
	Pace Analytical Services - Asheville								
Lead	ND	ug/L	5.0	0.077	1	03/05/22 11:43	03/07/22 15:18	7439-92-1	
6200B MSV	Analytical Method: SM 6200B								
	Pace Analytical Services - Charlotte								
Benzene	ND	ug/L	0.50	0.34	1		03/03/22 17:52	71-43-2	
Bromobenzene	ND	ug/L	0.50	0.29	1		03/03/22 17:52	108-86-1	
Bromochloromethane	ND	ug/L	0.50	0.47	1		03/03/22 17:52	74-97-5	
Bromodichloromethane	ND	ug/L	0.50	0.31	1		03/03/22 17:52	75-27-4	
Bromoform	ND	ug/L	0.50	0.34	1		03/03/22 17:52	75-25-2	
Bromomethane	ND	ug/L	5.0	1.7	1		03/03/22 17:52	74-83-9	
n-Butylbenzene	ND	ug/L	0.50	0.49	1		03/03/22 17:52	104-51-8	
sec-Butylbenzene	ND	ug/L	0.50	0.40	1		03/03/22 17:52	135-98-8	
tert-Butylbenzene	ND	ug/L	0.50	0.32	1		03/03/22 17:52	98-06-6	
Carbon tetrachloride	ND	ug/L	0.50	0.33	1		03/03/22 17:52	56-23-5	
Chlorobenzene	ND	ug/L	0.50	0.28	1		03/03/22 17:52	108-90-7	
Chloroethane	ND	ug/L	1.0	0.65	1		03/03/22 17:52	75-00-3	
Chloroform	ND	ug/L	0.50	0.35	1		03/03/22 17:52	67-66-3	
Chloromethane	ND	ug/L	1.0	0.54	1		03/03/22 17:52	74-87-3	
2-Chlorotoluene	ND	ug/L	0.50	0.32	1		03/03/22 17:52	95-49-8	
4-Chlorotoluene	ND	ug/L	0.50	0.32	1		03/03/22 17:52	106-43-4	
1,2-Dibromo-3-chloropropane	ND	ug/L	1.0	0.34	1		03/03/22 17:52	96-12-8	
Dibromochloromethane	ND	ug/L	0.50	0.36	1		03/03/22 17:52	124-48-1	
1,2-Dibromoethane (EDB)	ND	ug/L	0.50	0.27	1		03/03/22 17:52	106-93-4	
Dibromomethane	ND	ug/L	0.50	0.39	1		03/03/22 17:52	74-95-3	
1,2-Dichlorobenzene	ND	ug/L	0.50	0.34	1		03/03/22 17:52	95-50-1	
1,3-Dichlorobenzene	ND	ug/L	0.50	0.34	1		03/03/22 17:52	541-73-1	
1,4-Dichlorobenzene	ND	ug/L	0.50	0.33	1		03/03/22 17:52	106-46-7	
Dichlorodifluoromethane	ND	ug/L	0.50	0.35	1		03/03/22 17:52	75-71-8	
1,1-Dichloroethane	ND	ug/L	0.50	0.37	1		03/03/22 17:52	75-34-3	
1,2-Dichloroethane	ND	ug/L	0.50	0.32	1		03/03/22 17:52	107-06-2	
1,1-Dichloroethene	ND	ug/L	0.50	0.35	1		03/03/22 17:52	75-35-4	
cis-1,2-Dichloroethene	ND	ug/L	0.50	0.38	1		03/03/22 17:52	156-59-2	
trans-1,2-Dichloroethene	ND	ug/L	0.50	0.40	1		03/03/22 17:52	156-60-5	
1,2-Dichloropropane	ND	ug/L	0.50	0.36	1		03/03/22 17:52	78-87-5	
1,3-Dichloropropane	ND	ug/L	0.50	0.28	1		03/03/22 17:52	142-28-9	

This report shall not be reproduced, except in full,
without the written consent of Pace Analytical Services, LLC.

Pace Analytical Services, LLC
9800 Kincey Ave. Suite 100
Huntersville, NC 28078
(704)875-9092

ANALYTICAL RESULTS

Project: CPC Huntersville-60674226
Pace Project No.: 92591151

Sample: MW-97D **Lab ID: 92591151005** Collected: 03/02/22 10:30 Received: 03/02/22 16:30 Matrix: Water

Parameters	Results	Units	Report Limit	MDL	DF	Prepared	Analyzed	CAS No.	Qual
6200B MSV	Analytical Method: SM 6200B								
	Pace Analytical Services - Charlotte								
2,2-Dichloropropane	ND	ug/L	0.50	0.39	1		03/03/22 17:52	594-20-7	
1,1-Dichloropropene	ND	ug/L	0.50	0.43	1		03/03/22 17:52	563-58-6	
cis-1,3-Dichloropropene	ND	ug/L	0.50	0.36	1		03/03/22 17:52	10061-01-5	
trans-1,3-Dichloropropene	ND	ug/L	0.50	0.36	1		03/03/22 17:52	10061-02-6	
Diisopropyl ether	**0.40J**	ug/L	0.50	0.31	1		03/03/22 17:52	108-20-3	
Ethylbenzene	ND	ug/L	0.50	0.30	1		03/03/22 17:52	100-41-4	
Hexachloro-1,3-butadiene	ND	ug/L	2.0	1.5	1		03/03/22 17:52	87-68-3	
Isopropylbenzene (Cumene)	ND	ug/L	0.50	0.33	1		03/03/22 17:52	98-82-8	
Methylene Chloride	ND	ug/L	2.0	2.0	1		03/03/22 17:52	75-09-2	
Methyl-tert-butyl ether	ND	ug/L	0.50	0.42	1		03/03/22 17:52	1634-04-4	
Naphthalene	ND	ug/L	2.0	0.64	1		03/03/22 17:52	91-20-3	
n-Propylbenzene	ND	ug/L	0.50	0.34	1		03/03/22 17:52	103-65-1	
Styrene	ND	ug/L	0.50	0.29	1		03/03/22 17:52	100-42-5	
1,1,1,2-Tetrachloroethane	ND	ug/L	0.50	0.31	1		03/03/22 17:52	630-20-6	
1,1,2,2-Tetrachloroethane	ND	ug/L	0.50	0.22	1		03/03/22 17:52	79-34-5	
Tetrachloroethene	ND	ug/L	0.50	0.29	1		03/03/22 17:52	127-18-4	
Toluene	ND	ug/L	0.50	0.48	1		03/03/22 17:52	108-88-3	
1,2,3-Trichlorobenzene	ND	ug/L	2.0	0.81	1		03/03/22 17:52	87-61-6	
1,2,4-Trichlorobenzene	ND	ug/L	2.0	0.64	1		03/03/22 17:52	120-82-1	
1,1,1-Trichloroethane	ND	ug/L	0.50	0.33	1		03/03/22 17:52	71-55-6	
1,1,2-Trichloroethane	ND	ug/L	0.50	0.32	1		03/03/22 17:52	79-00-5	
Trichloroethene	ND	ug/L	0.50	0.38	1		03/03/22 17:52	79-01-6	
Trichlorofluoromethane	ND	ug/L	1.0	0.30	1		03/03/22 17:52	75-69-4	
1,2,3-Trichloropropane	ND	ug/L	0.50	0.26	1		03/03/22 17:52	96-18-4	
1,2,4-Trimethylbenzene	ND	ug/L	0.50	0.50	1		03/03/22 17:52	95-63-6	
1,3,5-Trimethylbenzene	ND	ug/L	0.50	0.33	1		03/03/22 17:52	108-67-8	
Vinyl chloride	ND	ug/L	1.0	0.39	1		03/03/22 17:52	75-01-4	
m&p-Xylene	ND	ug/L	1.0	0.71	1		03/03/22 17:52	179601-23-1	
o-Xylene	ND	ug/L	0.50	0.34	1		03/03/22 17:52	95-47-6	
Surrogates									
1,2-Dichloroethane-d4 (S)	98	%	70-130		1		03/03/22 17:52	17060-07-0	
4-Bromofluorobenzene (S)	98	%	70-130		1		03/03/22 17:52	460-00-4	
Toluene-d8 (S)	107	%	70-130		1		03/03/22 17:52	2037-26-5	

This report shall not be reproduced, except in full,
without the written consent of Pace Analytical Services, LLC.

Pace Analytical Services, LLC
9800 Kincey Ave. Suite 100
Huntersville, NC 28078
(704)875-9092

ANALYTICAL RESULTS

Project: CPC Huntersville-60674226
Pace Project No.: 92591151

Sample: MW-95 **Lab ID: 92591151006** Collected: 03/02/22 11:05 Received: 03/02/22 16:30 Matrix: Water

Parameters	Results	Units	Report Limit	MDL	DF	Prepared	Analyzed	CAS No.	Qual
VPH NC Water	Analytical Method: MADEP VPH								
	Pace Analytical Services - Charlotte								
Total VPH (C5-C12)	ND	ug/L	50.0	50.0	1		03/04/22 22:57		N2
Aliphatic (C05-C08)	ND	ug/L	50.0	50.0	1		03/04/22 22:57		N2
Aliphatic(C09-C12) Adjusted	ND	ug/L	50.0	50.0	1		03/04/22 22:57		N2
Aromatic (C09-C10)	ND	ug/L	50.0	50.0	1		03/04/22 22:57		N2
Surrogates									
4-Bromofluorobenzene (FID) (S)	96	%	70-130		1		03/04/22 22:57	460-00-4	
4-Bromofluorobenzene (PID) (S)	85	%	70-130		1		03/04/22 22:57	460-00-4	
6020 MET ICPMS	Analytical Method: EPA 6020B Preparation Method: EPA 3010A								
	Pace Analytical Services - Asheville								
Lead	ND	ug/L	5.0	0.077	1	03/05/22 11:43	03/07/22 15:22	7439-92-1	
6200B MSV	Analytical Method: SM 6200B								
	Pace Analytical Services - Charlotte								
Benzene	ND	ug/L	0.50	0.34	1		03/03/22 18:10	71-43-2	
Bromobenzene	ND	ug/L	0.50	0.29	1		03/03/22 18:10	108-86-1	
Bromochloromethane	ND	ug/L	0.50	0.47	1		03/03/22 18:10	74-97-5	
Bromodichloromethane	ND	ug/L	0.50	0.31	1		03/03/22 18:10	75-27-4	
Bromoform	ND	ug/L	0.50	0.34	1		03/03/22 18:10	75-25-2	
Bromomethane	ND	ug/L	5.0	1.7	1		03/03/22 18:10	74-83-9	
n-Butylbenzene	ND	ug/L	0.50	0.49	1		03/03/22 18:10	104-51-8	
sec-Butylbenzene	ND	ug/L	0.50	0.40	1		03/03/22 18:10	135-98-8	
tert-Butylbenzene	ND	ug/L	0.50	0.32	1		03/03/22 18:10	98-06-6	
Carbon tetrachloride	ND	ug/L	0.50	0.33	1		03/03/22 18:10	56-23-5	
Chlorobenzene	ND	ug/L	0.50	0.28	1		03/03/22 18:10	108-90-7	
Chloroethane	ND	ug/L	1.0	0.65	1		03/03/22 18:10	75-00-3	
Chloroform	ND	ug/L	0.50	0.35	1		03/03/22 18:10	67-66-3	
Chloromethane	ND	ug/L	1.0	0.54	1		03/03/22 18:10	74-87-3	
2-Chlorotoluene	ND	ug/L	0.50	0.32	1		03/03/22 18:10	95-49-8	
4-Chlorotoluene	ND	ug/L	0.50	0.32	1		03/03/22 18:10	106-43-4	
1,2-Dibromo-3-chloropropane	ND	ug/L	1.0	0.34	1		03/03/22 18:10	96-12-8	
Dibromochloromethane	ND	ug/L	0.50	0.36	1		03/03/22 18:10	124-48-1	
1,2-Dibromoethane (EDB)	ND	ug/L	0.50	0.27	1		03/03/22 18:10	106-93-4	
Dibromomethane	ND	ug/L	0.50	0.39	1		03/03/22 18:10	74-95-3	
1,2-Dichlorobenzene	ND	ug/L	0.50	0.34	1		03/03/22 18:10	95-50-1	
1,3-Dichlorobenzene	ND	ug/L	0.50	0.34	1		03/03/22 18:10	541-73-1	
1,4-Dichlorobenzene	ND	ug/L	0.50	0.33	1		03/03/22 18:10	106-46-7	
Dichlorodifluoromethane	ND	ug/L	0.50	0.35	1		03/03/22 18:10	75-71-8	
1,1-Dichloroethane	ND	ug/L	0.50	0.37	1		03/03/22 18:10	75-34-3	
1,2-Dichloroethane	ND	ug/L	0.50	0.32	1		03/03/22 18:10	107-06-2	
1,1-Dichloroethene	ND	ug/L	0.50	0.35	1		03/03/22 18:10	75-35-4	
cis-1,2-Dichloroethene	ND	ug/L	0.50	0.38	1		03/03/22 18:10	156-59-2	
trans-1,2-Dichloroethene	ND	ug/L	0.50	0.40	1		03/03/22 18:10	156-60-5	
1,2-Dichloropropane	ND	ug/L	0.50	0.36	1		03/03/22 18:10	78-87-5	
1,3-Dichloropropane	ND	ug/L	0.50	0.28	1		03/03/22 18:10	142-28-9	

This report shall not be reproduced, except in full,
without the written consent of Pace Analytical Services, LLC.

Pace Analytical Services, LLC
9800 Kincey Ave. Suite 100
Huntersville, NC 28078
(704)875-9092

ANALYTICAL RESULTS

Project: CPC Huntersville-60674226
Pace Project No.: 92591151

Sample: MW-95 **Lab ID: 92591151006** Collected: 03/02/22 11:05 Received: 03/02/22 16:30 Matrix: Water

Parameters	Results	Units	Report Limit	MDL	DF	Prepared	Analyzed	CAS No.	Qual
6200B MSV	Analytical Method: SM 6200B								
	Pace Analytical Services - Charlotte								
2,2-Dichloropropane	ND	ug/L	0.50	0.39	1		03/03/22 18:10	594-20-7	
1,1-Dichloropropene	ND	ug/L	0.50	0.43	1		03/03/22 18:10	563-58-6	
cis-1,3-Dichloropropene	ND	ug/L	0.50	0.36	1		03/03/22 18:10	10061-01-5	
trans-1,3-Dichloropropene	ND	ug/L	0.50	0.36	1		03/03/22 18:10	10061-02-6	
Diisopropyl ether	**0.51**	ug/L	0.50	0.31	1		03/03/22 18:10	108-20-3	
Ethylbenzene	ND	ug/L	0.50	0.30	1		03/03/22 18:10	100-41-4	
Hexachloro-1,3-butadiene	ND	ug/L	2.0	1.5	1		03/03/22 18:10	87-68-3	
Isopropylbenzene (Cumene)	ND	ug/L	0.50	0.33	1		03/03/22 18:10	98-82-8	
Methylene Chloride	ND	ug/L	2.0	2.0	1		03/03/22 18:10	75-09-2	
Methyl-tert-butyl ether	ND	ug/L	0.50	0.42	1		03/03/22 18:10	1634-04-4	
Naphthalene	ND	ug/L	2.0	0.64	1		03/03/22 18:10	91-20-3	
n-Propylbenzene	ND	ug/L	0.50	0.34	1		03/03/22 18:10	103-65-1	
Styrene	ND	ug/L	0.50	0.29	1		03/03/22 18:10	100-42-5	
1,1,1,2-Tetrachloroethane	ND	ug/L	0.50	0.31	1		03/03/22 18:10	630-20-6	
1,1,2,2-Tetrachloroethane	ND	ug/L	0.50	0.22	1		03/03/22 18:10	79-34-5	
Tetrachloroethene	ND	ug/L	0.50	0.29	1		03/03/22 18:10	127-18-4	
Toluene	ND	ug/L	0.50	0.48	1		03/03/22 18:10	108-88-3	
1,2,3-Trichlorobenzene	ND	ug/L	2.0	0.81	1		03/03/22 18:10	87-61-6	
1,2,4-Trichlorobenzene	ND	ug/L	2.0	0.64	1		03/03/22 18:10	120-82-1	
1,1,1-Trichloroethane	ND	ug/L	0.50	0.33	1		03/03/22 18:10	71-55-6	
1,1,2-Trichloroethane	ND	ug/L	0.50	0.32	1		03/03/22 18:10	79-00-5	
Trichloroethene	ND	ug/L	0.50	0.38	1		03/03/22 18:10	79-01-6	
Trichlorofluoromethane	ND	ug/L	1.0	0.30	1		03/03/22 18:10	75-69-4	
1,2,3-Trichloropropane	ND	ug/L	0.50	0.26	1		03/03/22 18:10	96-18-4	
1,2,4-Trimethylbenzene	ND	ug/L	0.50	0.50	1		03/03/22 18:10	95-63-6	
1,3,5-Trimethylbenzene	ND	ug/L	0.50	0.33	1		03/03/22 18:10	108-67-8	
Vinyl chloride	ND	ug/L	1.0	0.39	1		03/03/22 18:10	75-01-4	
m&p-Xylene	ND	ug/L	1.0	0.71	1		03/03/22 18:10	179601-23-1	
o-Xylene	ND	ug/L	0.50	0.34	1		03/03/22 18:10	95-47-6	
Surrogates									
1,2-Dichloroethane-d4 (S)	100	%	70-130		1		03/03/22 18:10	17060-07-0	
4-Bromofluorobenzene (S)	100	%	70-130		1		03/03/22 18:10	460-00-4	
Toluene-d8 (S)	101	%	70-130		1		03/03/22 18:10	2037-26-5	

This report shall not be reproduced, except in full,
without the written consent of Pace Analytical Services, LLC.

Pace Analytical Services, LLC
9800 Kincey Ave. Suite 100
Huntersville, NC 28078
(704)875-9092

ANALYTICAL RESULTS

Project: CPC Huntersville-60674226
Pace Project No.: 92591151

Sample: MW-01 **Lab ID: 92591151007** Collected: 03/02/22 11:00 Received: 03/02/22 16:30 Matrix: Water

Parameters	Results	Units	Report Limit	MDL	DF	Prepared	Analyzed	CAS No.	Qual
VPH NC Water	Analytical Method: MADEP VPH								
	Pace Analytical Services - Charlotte								
Total VPH (C5-C12)	ND	ug/L	50.0	50.0	1		03/04/22 23:26		N2
Aliphatic (C05-C08)	ND	ug/L	50.0	50.0	1		03/04/22 23:26		N2
Aliphatic(C09-C12) Adjusted	ND	ug/L	50.0	50.0	1		03/04/22 23:26		N2
Aromatic (C09-C10)	ND	ug/L	50.0	50.0	1		03/04/22 23:26		N2
Surrogates									
4-Bromofluorobenzene (FID) (S)	96	%	70-130		1		03/04/22 23:26	460-00-4	
4-Bromofluorobenzene (PID) (S)	86	%	70-130		1		03/04/22 23:26	460-00-4	
6020 MET ICPMS	Analytical Method: EPA 6020B Preparation Method: EPA 3010A								
	Pace Analytical Services - Asheville								
Lead	**5.2**	ug/L	5.0	0.077	1	03/05/22 11:43	03/07/22 15:27	7439-92-1	
6200B MSV	Analytical Method: SM 6200B								
	Pace Analytical Services - Charlotte								
Benzene	ND	ug/L	0.50	0.34	1		03/03/22 18:28	71-43-2	
Bromobenzene	ND	ug/L	0.50	0.29	1		03/03/22 18:28	108-86-1	
Bromochloromethane	ND	ug/L	0.50	0.47	1		03/03/22 18:28	74-97-5	
Bromodichloromethane	ND	ug/L	0.50	0.31	1		03/03/22 18:28	75-27-4	
Bromoform	ND	ug/L	0.50	0.34	1		03/03/22 18:28	75-25-2	
Bromomethane	ND	ug/L	5.0	1.7	1		03/03/22 18:28	74-83-9	
n-Butylbenzene	ND	ug/L	0.50	0.49	1		03/03/22 18:28	104-51-8	
sec-Butylbenzene	ND	ug/L	0.50	0.40	1		03/03/22 18:28	135-98-8	
tert-Butylbenzene	ND	ug/L	0.50	0.32	1		03/03/22 18:28	98-06-6	
Carbon tetrachloride	ND	ug/L	0.50	0.33	1		03/03/22 18:28	56-23-5	
Chlorobenzene	ND	ug/L	0.50	0.28	1		03/03/22 18:28	108-90-7	
Chloroethane	ND	ug/L	1.0	0.65	1		03/03/22 18:28	75-00-3	
Chloroform	ND	ug/L	0.50	0.35	1		03/03/22 18:28	67-66-3	
Chloromethane	ND	ug/L	1.0	0.54	1		03/03/22 18:28	74-87-3	
2-Chlorotoluene	ND	ug/L	0.50	0.32	1		03/03/22 18:28	95-49-8	
4-Chlorotoluene	ND	ug/L	0.50	0.32	1		03/03/22 18:28	106-43-4	
1,2-Dibromo-3-chloropropane	ND	ug/L	1.0	0.34	1		03/03/22 18:28	96-12-8	
Dibromochloromethane	ND	ug/L	0.50	0.36	1		03/03/22 18:28	124-48-1	
1,2-Dibromoethane (EDB)	ND	ug/L	0.50	0.27	1		03/03/22 18:28	106-93-4	
Dibromomethane	ND	ug/L	0.50	0.39	1		03/03/22 18:28	74-95-3	
1,2-Dichlorobenzene	ND	ug/L	0.50	0.34	1		03/03/22 18:28	95-50-1	
1,3-Dichlorobenzene	ND	ug/L	0.50	0.34	1		03/03/22 18:28	541-73-1	
1,4-Dichlorobenzene	ND	ug/L	0.50	0.33	1		03/03/22 18:28	106-46-7	
Dichlorodifluoromethane	ND	ug/L	0.50	0.35	1		03/03/22 18:28	75-71-8	
1,1-Dichloroethane	ND	ug/L	0.50	0.37	1		03/03/22 18:28	75-34-3	
1,2-Dichloroethane	ND	ug/L	0.50	0.32	1		03/03/22 18:28	107-06-2	
1,1-Dichloroethene	ND	ug/L	0.50	0.35	1		03/03/22 18:28	75-35-4	
cis-1,2-Dichloroethene	ND	ug/L	0.50	0.38	1		03/03/22 18:28	156-59-2	
trans-1,2-Dichloroethene	ND	ug/L	0.50	0.40	1		03/03/22 18:28	156-60-5	
1,2-Dichloropropane	ND	ug/L	0.50	0.36	1		03/03/22 18:28	78-87-5	
1,3-Dichloropropane	ND	ug/L	0.50	0.28	1		03/03/22 18:28	142-28-9	

This report shall not be reproduced, except in full,
without the written consent of Pace Analytical Services, LLC.

Pace Analytical Services, LLC
9800 Kincey Ave. Suite 100
Huntersville, NC 28078
(704)875-9092

ANALYTICAL RESULTS

Project: CPC Huntersville-60674226
Pace Project No.: 92591151

Sample: MW-01 **Lab ID: 92591151007** Collected: 03/02/22 11:00 Received: 03/02/22 16:30 Matrix: Water

Parameters	Results	Units	Report Limit	MDL	DF	Prepared	Analyzed	CAS No.	Qual
6200B MSV	Analytical Method: SM 6200B								
	Pace Analytical Services - Charlotte								
2,2-Dichloropropane	ND	ug/L	0.50	0.39	1		03/03/22 18:28	594-20-7	
1,1-Dichloropropene	ND	ug/L	0.50	0.43	1		03/03/22 18:28	563-58-6	
cis-1,3-Dichloropropene	ND	ug/L	0.50	0.36	1		03/03/22 18:28	10061-01-5	
trans-1,3-Dichloropropene	ND	ug/L	0.50	0.36	1		03/03/22 18:28	10061-02-6	
Diisopropyl ether	ND	ug/L	0.50	0.31	1		03/03/22 18:28	108-20-3	
Ethylbenzene	ND	ug/L	0.50	0.30	1		03/03/22 18:28	100-41-4	
Hexachloro-1,3-butadiene	ND	ug/L	2.0	1.5	1		03/03/22 18:28	87-68-3	
Isopropylbenzene (Cumene)	ND	ug/L	0.50	0.33	1		03/03/22 18:28	98-82-8	
Methylene Chloride	ND	ug/L	2.0	2.0	1		03/03/22 18:28	75-09-2	
Methyl-tert-butyl ether	ND	ug/L	0.50	0.42	1		03/03/22 18:28	1634-04-4	
Naphthalene	ND	ug/L	2.0	0.64	1		03/03/22 18:28	91-20-3	
n-Propylbenzene	ND	ug/L	0.50	0.34	1		03/03/22 18:28	103-65-1	
Styrene	ND	ug/L	0.50	0.29	1		03/03/22 18:28	100-42-5	
1,1,1,2-Tetrachloroethane	ND	ug/L	0.50	0.31	1		03/03/22 18:28	630-20-6	
1,1,2,2-Tetrachloroethane	ND	ug/L	0.50	0.22	1		03/03/22 18:28	79-34-5	
Tetrachloroethene	ND	ug/L	0.50	0.29	1		03/03/22 18:28	127-18-4	
Toluene	ND	ug/L	0.50	0.48	1		03/03/22 18:28	108-88-3	
1,2,3-Trichlorobenzene	ND	ug/L	2.0	0.81	1		03/03/22 18:28	87-61-6	
1,2,4-Trichlorobenzene	ND	ug/L	2.0	0.64	1		03/03/22 18:28	120-82-1	
1,1,1-Trichloroethane	ND	ug/L	0.50	0.33	1		03/03/22 18:28	71-55-6	
1,1,2-Trichloroethane	ND	ug/L	0.50	0.32	1		03/03/22 18:28	79-00-5	
Trichloroethene	ND	ug/L	0.50	0.38	1		03/03/22 18:28	79-01-6	
Trichlorofluoromethane	ND	ug/L	1.0	0.30	1		03/03/22 18:28	75-69-4	
1,2,3-Trichloropropane	ND	ug/L	0.50	0.26	1		03/03/22 18:28	96-18-4	
1,2,4-Trimethylbenzene	ND	ug/L	0.50	0.50	1		03/03/22 18:28	95-63-6	
1,3,5-Trimethylbenzene	ND	ug/L	0.50	0.33	1		03/03/22 18:28	108-67-8	
Vinyl chloride	ND	ug/L	1.0	0.39	1		03/03/22 18:28	75-01-4	
m&p-Xylene	ND	ug/L	1.0	0.71	1		03/03/22 18:28	179601-23-1	
o-Xylene	ND	ug/L	0.50	0.34	1		03/03/22 18:28	95-47-6	
Surrogates									
1,2-Dichloroethane-d4 (S)	98	%	70-130		1		03/03/22 18:28	17060-07-0	
4-Bromofluorobenzene (S)	98	%	70-130		1		03/03/22 18:28	460-00-4	
Toluene-d8 (S)	105	%	70-130		1		03/03/22 18:28	2037-26-5	

This report shall not be reproduced, except in full,
without the written consent of Pace Analytical Services, LLC.

Pace Analytical Services, LLC
9800 Kincey Ave. Suite 100
Huntersville, NC 28078
(704)875-9092

ANALYTICAL RESULTS

Project: CPC Huntersville-60674226
Pace Project No.: 92591151

Sample: MW-53 **Lab ID: 92591151008** Collected: 03/02/22 11:30 Received: 03/02/22 16:30 Matrix: Water

Parameters	Results	Units	Report Limit	MDL	DF	Prepared	Analyzed	CAS No.	Qual
VPH NC Water	Analytical Method: MADEP VPH								
	Pace Analytical Services - Charlotte								
Total VPH (C5-C12)	ND	ug/L	50.0	50.0	1		03/04/22 23:55		N2
Aliphatic (C05-C08)	ND	ug/L	50.0	50.0	1		03/04/22 23:55		N2
Aliphatic(C09-C12) Adjusted	ND	ug/L	50.0	50.0	1		03/04/22 23:55		N2
Aromatic (C09-C10)	ND	ug/L	50.0	50.0	1		03/04/22 23:55		N2
Surrogates									
4-Bromofluorobenzene (FID) (S)	96	%	70-130		1		03/04/22 23:55	460-00-4	
4-Bromofluorobenzene (PID) (S)	86	%	70-130		1		03/04/22 23:55	460-00-4	
6020 MET ICPMS	Analytical Method: EPA 6020B Preparation Method: EPA 3010A								
	Pace Analytical Services - Asheville								
Lead	**0.23J**	ug/L	5.0	0.077	1	03/05/22 11:43	03/07/22 15:30	7439-92-1	
6200B MSV	Analytical Method: SM 6200B								
	Pace Analytical Services - Charlotte								
Benzene	ND	ug/L	0.50	0.34	1		03/03/22 18:46	71-43-2	
Bromobenzene	ND	ug/L	0.50	0.29	1		03/03/22 18:46	108-86-1	
Bromochloromethane	ND	ug/L	0.50	0.47	1		03/03/22 18:46	74-97-5	
Bromodichloromethane	ND	ug/L	0.50	0.31	1		03/03/22 18:46	75-27-4	
Bromoform	ND	ug/L	0.50	0.34	1		03/03/22 18:46	75-25-2	
Bromomethane	ND	ug/L	5.0	1.7	1		03/03/22 18:46	74-83-9	
n-Butylbenzene	ND	ug/L	0.50	0.49	1		03/03/22 18:46	104-51-8	
sec-Butylbenzene	ND	ug/L	0.50	0.40	1		03/03/22 18:46	135-98-8	
tert-Butylbenzene	ND	ug/L	0.50	0.32	1		03/03/22 18:46	98-06-6	
Carbon tetrachloride	ND	ug/L	0.50	0.33	1		03/03/22 18:46	56-23-5	
Chlorobenzene	ND	ug/L	0.50	0.28	1		03/03/22 18:46	108-90-7	
Chloroethane	ND	ug/L	1.0	0.65	1		03/03/22 18:46	75-00-3	
Chloroform	ND	ug/L	0.50	0.35	1		03/03/22 18:46	67-66-3	
Chloromethane	ND	ug/L	1.0	0.54	1		03/03/22 18:46	74-87-3	
2-Chlorotoluene	ND	ug/L	0.50	0.32	1		03/03/22 18:46	95-49-8	
4-Chlorotoluene	ND	ug/L	0.50	0.32	1		03/03/22 18:46	106-43-4	
1,2-Dibromo-3-chloropropane	ND	ug/L	1.0	0.34	1		03/03/22 18:46	96-12-8	
Dibromochloromethane	ND	ug/L	0.50	0.36	1		03/03/22 18:46	124-48-1	
1,2-Dibromoethane (EDB)	ND	ug/L	0.50	0.27	1		03/03/22 18:46	106-93-4	
Dibromomethane	ND	ug/L	0.50	0.39	1		03/03/22 18:46	74-95-3	
1,2-Dichlorobenzene	ND	ug/L	0.50	0.34	1		03/03/22 18:46	95-50-1	
1,3-Dichlorobenzene	ND	ug/L	0.50	0.34	1		03/03/22 18:46	541-73-1	
1,4-Dichlorobenzene	ND	ug/L	0.50	0.33	1		03/03/22 18:46	106-46-7	
Dichlorodifluoromethane	ND	ug/L	0.50	0.35	1		03/03/22 18:46	75-71-8	
1,1-Dichloroethane	ND	ug/L	0.50	0.37	1		03/03/22 18:46	75-34-3	
1,2-Dichloroethane	ND	ug/L	0.50	0.32	1		03/03/22 18:46	107-06-2	
1,1-Dichloroethene	ND	ug/L	0.50	0.35	1		03/03/22 18:46	75-35-4	
cis-1,2-Dichloroethene	ND	ug/L	0.50	0.38	1		03/03/22 18:46	156-59-2	
trans-1,2-Dichloroethene	ND	ug/L	0.50	0.40	1		03/03/22 18:46	156-60-5	
1,2-Dichloropropane	ND	ug/L	0.50	0.36	1		03/03/22 18:46	78-87-5	
1,3-Dichloropropane	ND	ug/L	0.50	0.28	1		03/03/22 18:46	142-28-9	

This report shall not be reproduced, except in full,
without the written consent of Pace Analytical Services, LLC.

Pace Analytical Services, LLC
9800 Kincey Ave. Suite 100
Huntersville, NC 28078
(704)875-9092

ANALYTICAL RESULTS

Project: CPC Huntersville-60674226
Pace Project No.: 92591151

Sample: MW-53 **Lab ID: 92591151008** Collected: 03/02/22 11:30 Received: 03/02/22 16:30 Matrix: Water

Parameters	Results	Units	Report Limit	MDL	DF	Prepared	Analyzed	CAS No.	Qual
6200B MSV	Analytical Method: SM 6200B								
	Pace Analytical Services - Charlotte								
2,2-Dichloropropane	ND	ug/L	0.50	0.39	1		03/03/22 18:46	594-20-7	
1,1-Dichloropropene	ND	ug/L	0.50	0.43	1		03/03/22 18:46	563-58-6	
cis-1,3-Dichloropropene	ND	ug/L	0.50	0.36	1		03/03/22 18:46	10061-01-5	
trans-1,3-Dichloropropene	ND	ug/L	0.50	0.36	1		03/03/22 18:46	10061-02-6	
Diisopropyl ether	ND	ug/L	0.50	0.31	1		03/03/22 18:46	108-20-3	
Ethylbenzene	ND	ug/L	0.50	0.30	1		03/03/22 18:46	100-41-4	
Hexachloro-1,3-butadiene	ND	ug/L	2.0	1.5	1		03/03/22 18:46	87-68-3	
Isopropylbenzene (Cumene)	ND	ug/L	0.50	0.33	1		03/03/22 18:46	98-82-8	
Methylene Chloride	ND	ug/L	2.0	2.0	1		03/03/22 18:46	75-09-2	
Methyl-tert-butyl ether	ND	ug/L	0.50	0.42	1		03/03/22 18:46	1634-04-4	
Naphthalene	ND	ug/L	2.0	0.64	1		03/03/22 18:46	91-20-3	
n-Propylbenzene	ND	ug/L	0.50	0.34	1		03/03/22 18:46	103-65-1	
Styrene	ND	ug/L	0.50	0.29	1		03/03/22 18:46	100-42-5	
1,1,1,2-Tetrachloroethane	ND	ug/L	0.50	0.31	1		03/03/22 18:46	630-20-6	
1,1,2,2-Tetrachloroethane	ND	ug/L	0.50	0.22	1		03/03/22 18:46	79-34-5	
Tetrachloroethene	ND	ug/L	0.50	0.29	1		03/03/22 18:46	127-18-4	
Toluene	ND	ug/L	0.50	0.48	1		03/03/22 18:46	108-88-3	
1,2,3-Trichlorobenzene	ND	ug/L	2.0	0.81	1		03/03/22 18:46	87-61-6	
1,2,4-Trichlorobenzene	ND	ug/L	2.0	0.64	1		03/03/22 18:46	120-82-1	
1,1,1-Trichloroethane	ND	ug/L	0.50	0.33	1		03/03/22 18:46	71-55-6	
1,1,2-Trichloroethane	ND	ug/L	0.50	0.32	1		03/03/22 18:46	79-00-5	
Trichloroethene	ND	ug/L	0.50	0.38	1		03/03/22 18:46	79-01-6	
Trichlorofluoromethane	ND	ug/L	1.0	0.30	1		03/03/22 18:46	75-69-4	
1,2,3-Trichloropropane	ND	ug/L	0.50	0.26	1		03/03/22 18:46	96-18-4	
1,2,4-Trimethylbenzene	ND	ug/L	0.50	0.50	1		03/03/22 18:46	95-63-6	
1,3,5-Trimethylbenzene	ND	ug/L	0.50	0.33	1		03/03/22 18:46	108-67-8	
Vinyl chloride	ND	ug/L	1.0	0.39	1		03/03/22 18:46	75-01-4	
m&p-Xylene	ND	ug/L	1.0	0.71	1		03/03/22 18:46	179601-23-1	
o-Xylene	ND	ug/L	0.50	0.34	1		03/03/22 18:46	95-47-6	
Surrogates									
1,2-Dichloroethane-d4 (S)	100	%	70-130		1		03/03/22 18:46	17060-07-0	
4-Bromofluorobenzene (S)	97	%	70-130		1		03/03/22 18:46	460-00-4	
Toluene-d8 (S)	102	%	70-130		1		03/03/22 18:46	2037-26-5	

This report shall not be reproduced, except in full,
without the written consent of Pace Analytical Services, LLC.

Pace Analytical Services, LLC
9800 Kincey Ave. Suite 100
Huntersville, NC 28078
(704)875-9092

ANALYTICAL RESULTS

Project: CPC Huntersville-60674226
Pace Project No.: 92591151

Sample: MW-87 **Lab ID: 92591151009** Collected: 03/02/22 09:55 Received: 03/02/22 16:30 Matrix: Water

Parameters	Results	Units	Report Limit	MDL	DF	Prepared	Analyzed	CAS No.	Qual
VPH NC Water	Analytical Method: MADEP VPH								
	Pace Analytical Services - Charlotte								
Total VPH (C5-C12)	ND	ug/L	50.0	50.0	1		03/05/22 00:24		N2
Aliphatic (C05-C08)	ND	ug/L	50.0	50.0	1		03/05/22 00:24		N2
Aliphatic(C09-C12) Adjusted	ND	ug/L	50.0	50.0	1		03/05/22 00:24		N2
Aromatic (C09-C10)	ND	ug/L	50.0	50.0	1		03/05/22 00:24		N2
Surrogates									
4-Bromofluorobenzene (FID) (S)	98	%	70-130		1		03/05/22 00:24	460-00-4	
4-Bromofluorobenzene (PID) (S)	87	%	70-130		1		03/05/22 00:24	460-00-4	
6020 MET ICPMS	Analytical Method: EPA 6020B Preparation Method: EPA 3010A								
	Pace Analytical Services - Asheville								
Lead	**0.69J**	ug/L	5.0	0.077	1	03/05/22 11:43	03/07/22 15:34	7439-92-1	
6200B MSV	Analytical Method: SM 6200B								
	Pace Analytical Services - Charlotte								
Benzene	**1.7**	ug/L	0.50	0.34	1		03/03/22 19:04	71-43-2	
Bromobenzene	ND	ug/L	0.50	0.29	1		03/03/22 19:04	108-86-1	
Bromochloromethane	ND	ug/L	0.50	0.47	1		03/03/22 19:04	74-97-5	
Bromodichloromethane	ND	ug/L	0.50	0.31	1		03/03/22 19:04	75-27-4	
Bromoform	ND	ug/L	0.50	0.34	1		03/03/22 19:04	75-25-2	
Bromomethane	ND	ug/L	5.0	1.7	1		03/03/22 19:04	74-83-9	
n-Butylbenzene	ND	ug/L	0.50	0.49	1		03/03/22 19:04	104-51-8	
sec-Butylbenzene	ND	ug/L	0.50	0.40	1		03/03/22 19:04	135-98-8	
tert-Butylbenzene	ND	ug/L	0.50	0.32	1		03/03/22 19:04	98-06-6	
Carbon tetrachloride	ND	ug/L	0.50	0.33	1		03/03/22 19:04	56-23-5	
Chlorobenzene	ND	ug/L	0.50	0.28	1		03/03/22 19:04	108-90-7	
Chloroethane	ND	ug/L	1.0	0.65	1		03/03/22 19:04	75-00-3	
Chloroform	**4.3**	ug/L	0.50	0.35	1		03/03/22 19:04	67-66-3	
Chloromethane	ND	ug/L	1.0	0.54	1		03/03/22 19:04	74-87-3	
2-Chlorotoluene	ND	ug/L	0.50	0.32	1		03/03/22 19:04	95-49-8	
4-Chlorotoluene	ND	ug/L	0.50	0.32	1		03/03/22 19:04	106-43-4	
1,2-Dibromo-3-chloropropane	ND	ug/L	1.0	0.34	1		03/03/22 19:04	96-12-8	
Dibromochloromethane	ND	ug/L	0.50	0.36	1		03/03/22 19:04	124-48-1	
1,2-Dibromoethane (EDB)	ND	ug/L	0.50	0.27	1		03/03/22 19:04	106-93-4	
Dibromomethane	ND	ug/L	0.50	0.39	1		03/03/22 19:04	74-95-3	
1,2-Dichlorobenzene	ND	ug/L	0.50	0.34	1		03/03/22 19:04	95-50-1	
1,3-Dichlorobenzene	ND	ug/L	0.50	0.34	1		03/03/22 19:04	541-73-1	
1,4-Dichlorobenzene	ND	ug/L	0.50	0.33	1		03/03/22 19:04	106-46-7	
Dichlorodifluoromethane	ND	ug/L	0.50	0.35	1		03/03/22 19:04	75-71-8	
1,1-Dichloroethane	ND	ug/L	0.50	0.37	1		03/03/22 19:04	75-34-3	
1,2-Dichloroethane	ND	ug/L	0.50	0.32	1		03/03/22 19:04	107-06-2	
1,1-Dichloroethene	ND	ug/L	0.50	0.35	1		03/03/22 19:04	75-35-4	
cis-1,2-Dichloroethene	ND	ug/L	0.50	0.38	1		03/03/22 19:04	156-59-2	
trans-1,2-Dichloroethene	ND	ug/L	0.50	0.40	1		03/03/22 19:04	156-60-5	
1,2-Dichloropropane	ND	ug/L	0.50	0.36	1		03/03/22 19:04	78-87-5	
1,3-Dichloropropane	ND	ug/L	0.50	0.28	1		03/03/22 19:04	142-28-9	

This report shall not be reproduced, except in full,
without the written consent of Pace Analytical Services, LLC.

Pace Analytical Services, LLC
9800 Kincey Ave. Suite 100
Huntersville, NC 28078
(704)875-9092

ANALYTICAL RESULTS

Project: CPC Huntersville-60674226
Pace Project No.: 92591151

Sample: MW-87 **Lab ID: 92591151009** Collected: 03/02/22 09:55 Received: 03/02/22 16:30 Matrix: Water

Parameters	Results	Units	Report Limit	MDL	DF	Prepared	Analyzed	CAS No.	Qual
6200B MSV	Analytical Method: SM 6200B								
	Pace Analytical Services - Charlotte								
2,2-Dichloropropane	ND	ug/L	0.50	0.39	1		03/03/22 19:04	594-20-7	
1,1-Dichloropropene	ND	ug/L	0.50	0.43	1		03/03/22 19:04	563-58-6	
cis-1,3-Dichloropropene	ND	ug/L	0.50	0.36	1		03/03/22 19:04	10061-01-5	
trans-1,3-Dichloropropene	ND	ug/L	0.50	0.36	1		03/03/22 19:04	10061-02-6	
Diisopropyl ether	**2.0**	ug/L	0.50	0.31	1		03/03/22 19:04	108-20-3	
Ethylbenzene	ND	ug/L	0.50	0.30	1		03/03/22 19:04	100-41-4	
Hexachloro-1,3-butadiene	ND	ug/L	2.0	1.5	1		03/03/22 19:04	87-68-3	
Isopropylbenzene (Cumene)	ND	ug/L	0.50	0.33	1		03/03/22 19:04	98-82-8	
Methylene Chloride	ND	ug/L	2.0	2.0	1		03/03/22 19:04	75-09-2	
Methyl-tert-butyl ether	ND	ug/L	0.50	0.42	1		03/03/22 19:04	1634-04-4	
Naphthalene	ND	ug/L	2.0	0.64	1		03/03/22 19:04	91-20-3	
n-Propylbenzene	ND	ug/L	0.50	0.34	1		03/03/22 19:04	103-65-1	
Styrene	ND	ug/L	0.50	0.29	1		03/03/22 19:04	100-42-5	
1,1,1,2-Tetrachloroethane	ND	ug/L	0.50	0.31	1		03/03/22 19:04	630-20-6	
1,1,2,2-Tetrachloroethane	ND	ug/L	0.50	0.22	1		03/03/22 19:04	79-34-5	
Tetrachloroethene	ND	ug/L	0.50	0.29	1		03/03/22 19:04	127-18-4	
Toluene	**2.0**	ug/L	0.50	0.48	1		03/03/22 19:04	108-88-3	
1,2,3-Trichlorobenzene	ND	ug/L	2.0	0.81	1		03/03/22 19:04	87-61-6	
1,2,4-Trichlorobenzene	ND	ug/L	2.0	0.64	1		03/03/22 19:04	120-82-1	
1,1,1-Trichloroethane	ND	ug/L	0.50	0.33	1		03/03/22 19:04	71-55-6	
1,1,2-Trichloroethane	ND	ug/L	0.50	0.32	1		03/03/22 19:04	79-00-5	
Trichloroethene	ND	ug/L	0.50	0.38	1		03/03/22 19:04	79-01-6	
Trichlorofluoromethane	ND	ug/L	1.0	0.30	1		03/03/22 19:04	75-69-4	
1,2,3-Trichloropropane	ND	ug/L	0.50	0.26	1		03/03/22 19:04	96-18-4	
1,2,4-Trimethylbenzene	ND	ug/L	0.50	0.50	1		03/03/22 19:04	95-63-6	
1,3,5-Trimethylbenzene	ND	ug/L	0.50	0.33	1		03/03/22 19:04	108-67-8	
Vinyl chloride	ND	ug/L	1.0	0.39	1		03/03/22 19:04	75-01-4	
m&p-Xylene	**0.97J**	ug/L	1.0	0.71	1		03/03/22 19:04	179601-23-1	
o-Xylene	**0.85**	ug/L	0.50	0.34	1		03/03/22 19:04	95-47-6	
Surrogates									
1,2-Dichloroethane-d4 (S)	98	%	70-130		1		03/03/22 19:04	17060-07-0	
4-Bromofluorobenzene (S)	99	%	70-130		1		03/03/22 19:04	460-00-4	
Toluene-d8 (S)	102	%	70-130		1		03/03/22 19:04	2037-26-5	

This report shall not be reproduced, except in full,
without the written consent of Pace Analytical Services, LLC.

Pace Analytical Services, LLC
9800 Kincey Ave. Suite 100
Huntersville, NC 28078
(704)875-9092

ANALYTICAL RESULTS

Project: CPC Huntersville-60674226
Pace Project No.: 92591151

Sample: DUP-1-20220302 **Lab ID: 92591151010** Collected: 03/02/22 00:00 Received: 03/02/22 16:30 Matrix: Water

Parameters	Results	Units	Report Limit	MDL	DF	Prepared	Analyzed	CAS No.	Qual
VPH NC Water	Analytical Method: MADEP VPH								
	Pace Analytical Services - Charlotte								
Total VPH (C5-C12)	ND	ug/L	50.0	50.0	1		03/05/22 00:52		N2
Aliphatic (C05-C08)	ND	ug/L	50.0	50.0	1		03/05/22 00:52		N2
Aliphatic(C09-C12) Adjusted	ND	ug/L	50.0	50.0	1		03/05/22 00:52		N2
Aromatic (C09-C10)	ND	ug/L	50.0	50.0	1		03/05/22 00:52		N2
Surrogates									
4-Bromofluorobenzene (FID) (S)	97	%	70-130		1		03/05/22 00:52	460-00-4	
4-Bromofluorobenzene (PID) (S)	87	%	70-130		1		03/05/22 00:52	460-00-4	
6020 MET ICPMS	Analytical Method: EPA 6020B Preparation Method: EPA 3010A								
	Pace Analytical Services - Asheville								
Lead	ND	ug/L	5.0	0.077	1	03/05/22 11:43	03/07/22 15:38	7439-92-1	
6200B MSV	Analytical Method: SM 6200B								
	Pace Analytical Services - Charlotte								
Benzene	ND	ug/L	0.50	0.34	1		03/03/22 21:47	71-43-2	
Bromobenzene	ND	ug/L	0.50	0.29	1		03/03/22 21:47	108-86-1	
Bromochloromethane	ND	ug/L	0.50	0.47	1		03/03/22 21:47	74-97-5	
Bromodichloromethane	ND	ug/L	0.50	0.31	1		03/03/22 21:47	75-27-4	
Bromoform	ND	ug/L	0.50	0.34	1		03/03/22 21:47	75-25-2	
Bromomethane	ND	ug/L	5.0	1.7	1		03/03/22 21:47	74-83-9	
n-Butylbenzene	ND	ug/L	0.50	0.49	1		03/03/22 21:47	104-51-8	
sec-Butylbenzene	ND	ug/L	0.50	0.40	1		03/03/22 21:47	135-98-8	
tert-Butylbenzene	ND	ug/L	0.50	0.32	1		03/03/22 21:47	98-06-6	
Carbon tetrachloride	ND	ug/L	0.50	0.33	1		03/03/22 21:47	56-23-5	
Chlorobenzene	ND	ug/L	0.50	0.28	1		03/03/22 21:47	108-90-7	
Chloroethane	ND	ug/L	1.0	0.65	1		03/03/22 21:47	75-00-3	
Chloroform	ND	ug/L	0.50	0.35	1		03/03/22 21:47	67-66-3	
Chloromethane	ND	ug/L	1.0	0.54	1		03/03/22 21:47	74-87-3	
2-Chlorotoluene	ND	ug/L	0.50	0.32	1		03/03/22 21:47	95-49-8	
4-Chlorotoluene	ND	ug/L	0.50	0.32	1		03/03/22 21:47	106-43-4	
1,2-Dibromo-3-chloropropane	ND	ug/L	1.0	0.34	1		03/03/22 21:47	96-12-8	
Dibromochloromethane	ND	ug/L	0.50	0.36	1		03/03/22 21:47	124-48-1	
1,2-Dibromoethane (EDB)	ND	ug/L	0.50	0.27	1		03/03/22 21:47	106-93-4	
Dibromomethane	ND	ug/L	0.50	0.39	1		03/03/22 21:47	74-95-3	
1,2-Dichlorobenzene	ND	ug/L	0.50	0.34	1		03/03/22 21:47	95-50-1	
1,3-Dichlorobenzene	ND	ug/L	0.50	0.34	1		03/03/22 21:47	541-73-1	
1,4-Dichlorobenzene	ND	ug/L	0.50	0.33	1		03/03/22 21:47	106-46-7	
Dichlorodifluoromethane	ND	ug/L	0.50	0.35	1		03/03/22 21:47	75-71-8	
1,1-Dichloroethane	ND	ug/L	0.50	0.37	1		03/03/22 21:47	75-34-3	
1,2-Dichloroethane	ND	ug/L	0.50	0.32	1		03/03/22 21:47	107-06-2	
1,1-Dichloroethene	ND	ug/L	0.50	0.35	1		03/03/22 21:47	75-35-4	
cis-1,2-Dichloroethene	ND	ug/L	0.50	0.38	1		03/03/22 21:47	156-59-2	
trans-1,2-Dichloroethene	ND	ug/L	0.50	0.40	1		03/03/22 21:47	156-60-5	
1,2-Dichloropropane	ND	ug/L	0.50	0.36	1		03/03/22 21:47	78-87-5	
1,3-Dichloropropane	ND	ug/L	0.50	0.28	1		03/03/22 21:47	142-28-9	

This report shall not be reproduced, except in full,
without the written consent of Pace Analytical Services, LLC.

Pace Analytical Services, LLC
9800 Kincey Ave. Suite 100
Huntersville, NC 28078
(704)875-9092

ANALYTICAL RESULTS

Project: CPC Huntersville-60674226
Pace Project No.: 92591151

Sample: DUP-1-20220302 **Lab ID: 92591151010** Collected: 03/02/22 00:00 Received: 03/02/22 16:30 Matrix: Water

Parameters	Results	Units	Report Limit	MDL	DF	Prepared	Analyzed	CAS No.	Qual
6200B MSV	Analytical Method: SM 6200B								
	Pace Analytical Services - Charlotte								
2,2-Dichloropropane	ND	ug/L	0.50	0.39	1		03/03/22 21:47	594-20-7	
1,1-Dichloropropene	ND	ug/L	0.50	0.43	1		03/03/22 21:47	563-58-6	
cis-1,3-Dichloropropene	ND	ug/L	0.50	0.36	1		03/03/22 21:47	10061-01-5	
trans-1,3-Dichloropropene	ND	ug/L	0.50	0.36	1		03/03/22 21:47	10061-02-6	
Diisopropyl ether	**0.43J**	ug/L	0.50	0.31	1		03/03/22 21:47	108-20-3	
Ethylbenzene	ND	ug/L	0.50	0.30	1		03/03/22 21:47	100-41-4	
Hexachloro-1,3-butadiene	ND	ug/L	2.0	1.5	1		03/03/22 21:47	87-68-3	
Isopropylbenzene (Cumene)	ND	ug/L	0.50	0.33	1		03/03/22 21:47	98-82-8	
Methylene Chloride	ND	ug/L	2.0	2.0	1		03/03/22 21:47	75-09-2	
Methyl-tert-butyl ether	ND	ug/L	0.50	0.42	1		03/03/22 21:47	1634-04-4	
Naphthalene	ND	ug/L	2.0	0.64	1		03/03/22 21:47	91-20-3	
n-Propylbenzene	ND	ug/L	0.50	0.34	1		03/03/22 21:47	103-65-1	
Styrene	ND	ug/L	0.50	0.29	1		03/03/22 21:47	100-42-5	
1,1,1,2-Tetrachloroethane	ND	ug/L	0.50	0.31	1		03/03/22 21:47	630-20-6	
1,1,2,2-Tetrachloroethane	ND	ug/L	0.50	0.22	1		03/03/22 21:47	79-34-5	
Tetrachloroethene	ND	ug/L	0.50	0.29	1		03/03/22 21:47	127-18-4	
Toluene	ND	ug/L	0.50	0.48	1		03/03/22 21:47	108-88-3	
1,2,3-Trichlorobenzene	ND	ug/L	2.0	0.81	1		03/03/22 21:47	87-61-6	
1,2,4-Trichlorobenzene	ND	ug/L	2.0	0.64	1		03/03/22 21:47	120-82-1	
1,1,1-Trichloroethane	ND	ug/L	0.50	0.33	1		03/03/22 21:47	71-55-6	
1,1,2-Trichloroethane	ND	ug/L	0.50	0.32	1		03/03/22 21:47	79-00-5	
Trichloroethene	ND	ug/L	0.50	0.38	1		03/03/22 21:47	79-01-6	
Trichlorofluoromethane	ND	ug/L	1.0	0.30	1		03/03/22 21:47	75-69-4	
1,2,3-Trichloropropane	ND	ug/L	0.50	0.26	1		03/03/22 21:47	96-18-4	
1,2,4-Trimethylbenzene	ND	ug/L	0.50	0.50	1		03/03/22 21:47	95-63-6	
1,3,5-Trimethylbenzene	ND	ug/L	0.50	0.33	1		03/03/22 21:47	108-67-8	
Vinyl chloride	ND	ug/L	1.0	0.39	1		03/03/22 21:47	75-01-4	
m&p-Xylene	ND	ug/L	1.0	0.71	1		03/03/22 21:47	179601-23-1	
o-Xylene	ND	ug/L	0.50	0.34	1		03/03/22 21:47	95-47-6	
Surrogates									
1,2-Dichloroethane-d4 (S)	97	%	70-130		1		03/03/22 21:47	17060-07-0	
4-Bromofluorobenzene (S)	97	%	70-130		1		03/03/22 21:47	460-00-4	
Toluene-d8 (S)	102	%	70-130		1		03/03/22 21:47	2037-26-5	

This report shall not be reproduced, except in full,
without the written consent of Pace Analytical Services, LLC.

Pace Analytical Services, LLC
9800 Kincey Ave. Suite 100
Huntersville, NC 28078
(704)875-9092

ANALYTICAL RESULTS

Project: CPC Huntersville-60674226
Pace Project No.: 92591151

Sample: MW-57D **Lab ID: 92591151011** Collected: 03/02/22 12:10 Received: 03/02/22 16:30 Matrix: Water

Parameters	Results	Units	Report Limit	MDL	DF	Prepared	Analyzed	CAS No.	Qual
VPH NC Water	Analytical Method: MADEP VPH								
	Pace Analytical Services - Charlotte								
Total VPH (C5-C12)	ND	ug/L	50.0	50.0	1		03/05/22 02:48		N2
Aliphatic (C05-C08)	ND	ug/L	50.0	50.0	1		03/05/22 02:48		N2
Aliphatic(C09-C12) Adjusted	ND	ug/L	50.0	50.0	1		03/05/22 02:48		N2
Aromatic (C09-C10)	ND	ug/L	50.0	50.0	1		03/05/22 02:48		N2
Surrogates									
4-Bromofluorobenzene (FID) (S)	97	%	70-130		1		03/05/22 02:48	460-00-4	
4-Bromofluorobenzene (PID) (S)	87	%	70-130		1		03/05/22 02:48	460-00-4	
6020 MET ICPMS	Analytical Method: EPA 6020B Preparation Method: EPA 3010A								
	Pace Analytical Services - Asheville								
Lead	**0.35J**	ug/L	5.0	0.077	1	03/05/22 11:43	03/07/22 15:42	7439-92-1	
6200B MSV	Analytical Method: SM 6200B								
	Pace Analytical Services - Charlotte								
Benzene	ND	ug/L	0.50	0.34	1		03/03/22 19:23	71-43-2	
Bromobenzene	ND	ug/L	0.50	0.29	1		03/03/22 19:23	108-86-1	
Bromochloromethane	ND	ug/L	0.50	0.47	1		03/03/22 19:23	74-97-5	
Bromodichloromethane	ND	ug/L	0.50	0.31	1		03/03/22 19:23	75-27-4	
Bromoform	ND	ug/L	0.50	0.34	1		03/03/22 19:23	75-25-2	
Bromomethane	ND	ug/L	5.0	1.7	1		03/03/22 19:23	74-83-9	
n-Butylbenzene	ND	ug/L	0.50	0.49	1		03/03/22 19:23	104-51-8	
sec-Butylbenzene	ND	ug/L	0.50	0.40	1		03/03/22 19:23	135-98-8	
tert-Butylbenzene	ND	ug/L	0.50	0.32	1		03/03/22 19:23	98-06-6	
Carbon tetrachloride	ND	ug/L	0.50	0.33	1		03/03/22 19:23	56-23-5	
Chlorobenzene	ND	ug/L	0.50	0.28	1		03/03/22 19:23	108-90-7	
Chloroethane	ND	ug/L	1.0	0.65	1		03/03/22 19:23	75-00-3	
Chloroform	ND	ug/L	0.50	0.35	1		03/03/22 19:23	67-66-3	
Chloromethane	ND	ug/L	1.0	0.54	1		03/03/22 19:23	74-87-3	
2-Chlorotoluene	ND	ug/L	0.50	0.32	1		03/03/22 19:23	95-49-8	
4-Chlorotoluene	ND	ug/L	0.50	0.32	1		03/03/22 19:23	106-43-4	
1,2-Dibromo-3-chloropropane	ND	ug/L	1.0	0.34	1		03/03/22 19:23	96-12-8	
Dibromochloromethane	ND	ug/L	0.50	0.36	1		03/03/22 19:23	124-48-1	
1,2-Dibromoethane (EDB)	ND	ug/L	0.50	0.27	1		03/03/22 19:23	106-93-4	
Dibromomethane	ND	ug/L	0.50	0.39	1		03/03/22 19:23	74-95-3	
1,2-Dichlorobenzene	ND	ug/L	0.50	0.34	1		03/03/22 19:23	95-50-1	
1,3-Dichlorobenzene	ND	ug/L	0.50	0.34	1		03/03/22 19:23	541-73-1	
1,4-Dichlorobenzene	ND	ug/L	0.50	0.33	1		03/03/22 19:23	106-46-7	
Dichlorodifluoromethane	ND	ug/L	0.50	0.35	1		03/03/22 19:23	75-71-8	
1,1-Dichloroethane	ND	ug/L	0.50	0.37	1		03/03/22 19:23	75-34-3	
1,2-Dichloroethane	ND	ug/L	0.50	0.32	1		03/03/22 19:23	107-06-2	
1,1-Dichloroethene	ND	ug/L	0.50	0.35	1		03/03/22 19:23	75-35-4	
cis-1,2-Dichloroethene	ND	ug/L	0.50	0.38	1		03/03/22 19:23	156-59-2	
trans-1,2-Dichloroethene	ND	ug/L	0.50	0.40	1		03/03/22 19:23	156-60-5	
1,2-Dichloropropane	ND	ug/L	0.50	0.36	1		03/03/22 19:23	78-87-5	
1,3-Dichloropropane	ND	ug/L	0.50	0.28	1		03/03/22 19:23	142-28-9	

This report shall not be reproduced, except in full,
without the written consent of Pace Analytical Services, LLC.

Pace Analytical Services, LLC
9800 Kincey Ave. Suite 100
Huntersville, NC 28078
(704)875-9092

ANALYTICAL RESULTS

Project: CPC Huntersville-60674226
Pace Project No.: 92591151

Sample: MW-57D **Lab ID: 92591151011** Collected: 03/02/22 12:10 Received: 03/02/22 16:30 Matrix: Water

Parameters	Results	Units	Report Limit	MDL	DF	Prepared	Analyzed	CAS No.	Qual
6200B MSV	Analytical Method: SM 6200B								
	Pace Analytical Services - Charlotte								
2,2-Dichloropropane	ND	ug/L	0.50	0.39	1		03/03/22 19:23	594-20-7	
1,1-Dichloropropene	ND	ug/L	0.50	0.43	1		03/03/22 19:23	563-58-6	
cis-1,3-Dichloropropene	ND	ug/L	0.50	0.36	1		03/03/22 19:23	10061-01-5	
trans-1,3-Dichloropropene	ND	ug/L	0.50	0.36	1		03/03/22 19:23	10061-02-6	
Diisopropyl ether	ND	ug/L	0.50	0.31	1		03/03/22 19:23	108-20-3	
Ethylbenzene	ND	ug/L	0.50	0.30	1		03/03/22 19:23	100-41-4	
Hexachloro-1,3-butadiene	ND	ug/L	2.0	1.5	1		03/03/22 19:23	87-68-3	
Isopropylbenzene (Cumene)	ND	ug/L	0.50	0.33	1		03/03/22 19:23	98-82-8	
Methylene Chloride	ND	ug/L	2.0	2.0	1		03/03/22 19:23	75-09-2	
Methyl-tert-butyl ether	ND	ug/L	0.50	0.42	1		03/03/22 19:23	1634-04-4	
Naphthalene	ND	ug/L	2.0	0.64	1		03/03/22 19:23	91-20-3	
n-Propylbenzene	ND	ug/L	0.50	0.34	1		03/03/22 19:23	103-65-1	
Styrene	ND	ug/L	0.50	0.29	1		03/03/22 19:23	100-42-5	
1,1,1,2-Tetrachloroethane	ND	ug/L	0.50	0.31	1		03/03/22 19:23	630-20-6	
1,1,2,2-Tetrachloroethane	ND	ug/L	0.50	0.22	1		03/03/22 19:23	79-34-5	
Tetrachloroethene	ND	ug/L	0.50	0.29	1		03/03/22 19:23	127-18-4	
Toluene	ND	ug/L	0.50	0.48	1		03/03/22 19:23	108-88-3	
1,2,3-Trichlorobenzene	ND	ug/L	2.0	0.81	1		03/03/22 19:23	87-61-6	
1,2,4-Trichlorobenzene	ND	ug/L	2.0	0.64	1		03/03/22 19:23	120-82-1	
1,1,1-Trichloroethane	ND	ug/L	0.50	0.33	1		03/03/22 19:23	71-55-6	
1,1,2-Trichloroethane	ND	ug/L	0.50	0.32	1		03/03/22 19:23	79-00-5	
Trichloroethene	ND	ug/L	0.50	0.38	1		03/03/22 19:23	79-01-6	
Trichlorofluoromethane	ND	ug/L	1.0	0.30	1		03/03/22 19:23	75-69-4	
1,2,3-Trichloropropane	ND	ug/L	0.50	0.26	1		03/03/22 19:23	96-18-4	
1,2,4-Trimethylbenzene	ND	ug/L	0.50	0.50	1		03/03/22 19:23	95-63-6	
1,3,5-Trimethylbenzene	ND	ug/L	0.50	0.33	1		03/03/22 19:23	108-67-8	
Vinyl chloride	ND	ug/L	1.0	0.39	1		03/03/22 19:23	75-01-4	
m&p-Xylene	ND	ug/L	1.0	0.71	1		03/03/22 19:23	179601-23-1	
o-Xylene	ND	ug/L	0.50	0.34	1		03/03/22 19:23	95-47-6	
Surrogates									
1,2-Dichloroethane-d4 (S)	104	%	70-130		1		03/03/22 19:23	17060-07-0	
4-Bromofluorobenzene (S)	99	%	70-130		1		03/03/22 19:23	460-00-4	
Toluene-d8 (S)	103	%	70-130		1		03/03/22 19:23	2037-26-5	

This report shall not be reproduced, except in full,
without the written consent of Pace Analytical Services, LLC.

Pace Analytical Services, LLC
9800 Kincey Ave. Suite 100
Huntersville, NC 28078
(704)875-9092

ANALYTICAL RESULTS

Project: CPC Huntersville-60674226
Pace Project No.: 92591151

Sample: MW-03 **Lab ID: 92591151012** Collected: 03/02/22 12:45 Received: 03/02/22 16:30 Matrix: Water

Parameters	Results	Units	Report Limit	MDL	DF	Prepared	Analyzed	CAS No.	Qual
VPH NC Water	Analytical Method: MADEP VPH								
	Pace Analytical Services - Charlotte								
Total VPH (C5-C12)	**16800**	ug/L	50.0	50.0	1		03/05/22 03:17		N2
Aliphatic (C05-C08)	**16100**	ug/L	50.0	50.0	1		03/05/22 03:17		N2
Aliphatic(C09-C12) Adjusted	**488**	ug/L	50.0	50.0	1		03/05/22 03:17		N2
Aromatic (C09-C10)	**178**	ug/L	50.0	50.0	1		03/05/22 03:17		N2
Surrogates									
4-Bromofluorobenzene (FID) (S)	98	%	70-130		1		03/05/22 03:17	460-00-4	
4-Bromofluorobenzene (PID) (S)	87	%	70-130		1		03/05/22 03:17	460-00-4	
6020 MET ICPMS	Analytical Method: EPA 6020B Preparation Method: EPA 3010A								
	Pace Analytical Services - Asheville								
Lead	**1.8J**	ug/L	5.0	0.077	1	03/05/22 11:43	03/07/22 15:46	7439-92-1	
6200B MSV	Analytical Method: SM 6200B								
	Pace Analytical Services - Charlotte								
Benzene	**74.9**	ug/L	2.0	1.4	4		03/04/22 21:51	71-43-2	
Bromobenzene	ND	ug/L	2.0	1.2	4		03/04/22 21:51	108-86-1	
Bromochloromethane	ND	ug/L	2.0	1.9	4		03/04/22 21:51	74-97-5	
Bromodichloromethane	ND	ug/L	2.0	1.2	4		03/04/22 21:51	75-27-4	
Bromoform	ND	ug/L	2.0	1.4	4		03/04/22 21:51	75-25-2	
Bromomethane	ND	ug/L	20.0	6.6	4		03/04/22 21:51	74-83-9	
n-Butylbenzene	**2.5**	ug/L	2.0	2.0	4		03/04/22 21:51	104-51-8	
sec-Butylbenzene	ND	ug/L	2.0	1.6	4		03/04/22 21:51	135-98-8	
tert-Butylbenzene	ND	ug/L	2.0	1.3	4		03/04/22 21:51	98-06-6	
Carbon tetrachloride	ND	ug/L	2.0	1.3	4		03/04/22 21:51	56-23-5	
Chlorobenzene	ND	ug/L	2.0	1.1	4		03/04/22 21:51	108-90-7	
Chloroethane	ND	ug/L	4.0	2.6	4		03/04/22 21:51	75-00-3	
Chloroform	ND	ug/L	2.0	1.4	4		03/04/22 21:51	67-66-3	
Chloromethane	ND	ug/L	4.0	2.2	4		03/04/22 21:51	74-87-3	
2-Chlorotoluene	ND	ug/L	2.0	1.3	4		03/04/22 21:51	95-49-8	
4-Chlorotoluene	ND	ug/L	2.0	1.3	4		03/04/22 21:51	106-43-4	
1,2-Dibromo-3-chloropropane	ND	ug/L	4.0	1.4	4		03/04/22 21:51	96-12-8	
Dibromochloromethane	ND	ug/L	2.0	1.4	4		03/04/22 21:51	124-48-1	
1,2-Dibromoethane (EDB)	ND	ug/L	2.0	1.1	4		03/04/22 21:51	106-93-4	
Dibromomethane	ND	ug/L	2.0	1.6	4		03/04/22 21:51	74-95-3	
1,2-Dichlorobenzene	ND	ug/L	2.0	1.4	4		03/04/22 21:51	95-50-1	
1,3-Dichlorobenzene	ND	ug/L	2.0	1.4	4		03/04/22 21:51	541-73-1	
1,4-Dichlorobenzene	ND	ug/L	2.0	1.3	4		03/04/22 21:51	106-46-7	
Dichlorodifluoromethane	ND	ug/L	2.0	1.4	4		03/04/22 21:51	75-71-8	
1,1-Dichloroethane	ND	ug/L	2.0	1.5	4		03/04/22 21:51	75-34-3	
1,2-Dichloroethane	ND	ug/L	2.0	1.3	4		03/04/22 21:51	107-06-2	
1,1-Dichloroethene	ND	ug/L	2.0	1.4	4		03/04/22 21:51	75-35-4	
cis-1,2-Dichloroethene	ND	ug/L	2.0	1.5	4		03/04/22 21:51	156-59-2	
trans-1,2-Dichloroethene	ND	ug/L	2.0	1.6	4		03/04/22 21:51	156-60-5	
1,2-Dichloropropane	ND	ug/L	2.0	1.4	4		03/04/22 21:51	78-87-5	
1,3-Dichloropropane	ND	ug/L	2.0	1.1	4		03/04/22 21:51	142-28-9	

This report shall not be reproduced, except in full,
without the written consent of Pace Analytical Services, LLC.

Pace Analytical Services, LLC
9800 Kincey Ave. Suite 100
Huntersville, NC 28078
(704)875-9092

ANALYTICAL RESULTS

Project: CPC Huntersville-60674226
Pace Project No.: 92591151

Sample: MW-03 **Lab ID: 92591151012** Collected: 03/02/22 12:45 Received: 03/02/22 16:30 Matrix: Water

Parameters	Results	Units	Report Limit	MDL	DF	Prepared	Analyzed	CAS No.	Qual
6200B MSV	Analytical Method: SM 6200B								
	Pace Analytical Services - Charlotte								
2,2-Dichloropropane	ND	ug/L	2.0	1.6	4		03/04/22 21:51	594-20-7	
1,1-Dichloropropene	ND	ug/L	2.0	1.7	4		03/04/22 21:51	563-58-6	
cis-1,3-Dichloropropene	ND	ug/L	2.0	1.5	4		03/04/22 21:51	10061-01-5	
trans-1,3-Dichloropropene	ND	ug/L	2.0	1.5	4		03/04/22 21:51	10061-02-6	
Diisopropyl ether	ND	ug/L	2.0	1.2	4		03/04/22 21:51	108-20-3	
Ethylbenzene	**23.6**	ug/L	2.0	1.2	4		03/04/22 21:51	100-41-4	
Hexachloro-1,3-butadiene	ND	ug/L	8.0	6.1	4		03/04/22 21:51	87-68-3	
Isopropylbenzene (Cumene)	**1.5J**	ug/L	2.0	1.3	4		03/04/22 21:51	98-82-8	
Methylene Chloride	ND	ug/L	8.0	7.8	4		03/04/22 21:51	75-09-2	
Methyl-tert-butyl ether	ND	ug/L	2.0	1.7	4		03/04/22 21:51	1634-04-4	
Naphthalene	**9.2**	ug/L	8.0	2.6	4		03/04/22 21:51	91-20-3	
n-Propylbenzene	**3.4**	ug/L	2.0	1.4	4		03/04/22 21:51	103-65-1	
Styrene	ND	ug/L	2.0	1.2	4		03/04/22 21:51	100-42-5	
1,1,1,2-Tetrachloroethane	ND	ug/L	2.0	1.2	4		03/04/22 21:51	630-20-6	
1,1,2,2-Tetrachloroethane	ND	ug/L	2.0	0.90	4		03/04/22 21:51	79-34-5	
Tetrachloroethene	ND	ug/L	2.0	1.2	4		03/04/22 21:51	127-18-4	
Toluene	**435**	ug/L	2.0	1.9	4		03/04/22 21:51	108-88-3	
1,2,3-Trichlorobenzene	ND	ug/L	8.0	3.2	4		03/04/22 21:51	87-61-6	
1,2,4-Trichlorobenzene	ND	ug/L	8.0	2.6	4		03/04/22 21:51	120-82-1	
1,1,1-Trichloroethane	ND	ug/L	2.0	1.3	4		03/04/22 21:51	71-55-6	
1,1,2-Trichloroethane	ND	ug/L	2.0	1.3	4		03/04/22 21:51	79-00-5	
Trichloroethene	ND	ug/L	2.0	1.5	4		03/04/22 21:51	79-01-6	
Trichlorofluoromethane	ND	ug/L	4.0	1.2	4		03/04/22 21:51	75-69-4	
1,2,3-Trichloropropane	ND	ug/L	2.0	1.0	4		03/04/22 21:51	96-18-4	
1,2,4-Trimethylbenzene	**25.5**	ug/L	2.0	2.0	4		03/04/22 21:51	95-63-6	
1,3,5-Trimethylbenzene	**11.5**	ug/L	2.0	1.3	4		03/04/22 21:51	108-67-8	
Vinyl chloride	ND	ug/L	4.0	1.5	4		03/04/22 21:51	75-01-4	
m&p-Xylene	**149**	ug/L	4.0	2.8	4		03/04/22 21:51	179601-23-1	
o-Xylene	**52.1**	ug/L	2.0	1.4	4		03/04/22 21:51	95-47-6	
Surrogates									
1,2-Dichloroethane-d4 (S)	99	%	70-130		4		03/04/22 21:51	17060-07-0	
4-Bromofluorobenzene (S)	97	%	70-130		4		03/04/22 21:51	460-00-4	
Toluene-d8 (S)	97	%	70-130		4		03/04/22 21:51	2037-26-5	

This report shall not be reproduced, except in full,
without the written consent of Pace Analytical Services, LLC.

Pace Analytical Services, LLC
9800 Kincey Ave. Suite 100
Huntersville, NC 28078
(704)875-9092

ANALYTICAL RESULTS

Project: CPC Huntersville-60674226
Pace Project No.: 92591151

Sample: MW-07D **Lab ID: 92591151013** Collected: 03/02/22 12:25 Received: 03/02/22 16:30 Matrix: Water

Parameters	Results	Units	Report Limit	MDL	DF	Prepared	Analyzed	CAS No.	Qual
VPH NC Water	Analytical Method: MADEP VPH								
	Pace Analytical Services - Charlotte								
Total VPH (C5-C12)	ND	ug/L	50.0	50.0	1		03/05/22 03:46		N2
Aliphatic (C05-C08)	ND	ug/L	50.0	50.0	1		03/05/22 03:46		N2
Aliphatic(C09-C12) Adjusted	ND	ug/L	50.0	50.0	1		03/05/22 03:46		N2
Aromatic (C09-C10)	ND	ug/L	50.0	50.0	1		03/05/22 03:46		N2
Surrogates									
4-Bromofluorobenzene (FID) (S)	95	%	70-130		1		03/05/22 03:46	460-00-4	
4-Bromofluorobenzene (PID) (S)	85	%	70-130		1		03/05/22 03:46	460-00-4	
6020 MET ICPMS	Analytical Method: EPA 6020B Preparation Method: EPA 3010A								
	Pace Analytical Services - Asheville								
Lead	ND	ug/L	5.0	0.077	1	03/05/22 11:43	03/07/22 15:50	7439-92-1	
6200B MSV	Analytical Method: SM 6200B								
	Pace Analytical Services - Charlotte								
Benzene	**5.8**	ug/L	0.50	0.34	1		03/03/22 19:41	71-43-2	
Bromobenzene	ND	ug/L	0.50	0.29	1		03/03/22 19:41	108-86-1	
Bromochloromethane	ND	ug/L	0.50	0.47	1		03/03/22 19:41	74-97-5	
Bromodichloromethane	ND	ug/L	0.50	0.31	1		03/03/22 19:41	75-27-4	
Bromoform	ND	ug/L	0.50	0.34	1		03/03/22 19:41	75-25-2	
Bromomethane	ND	ug/L	5.0	1.7	1		03/03/22 19:41	74-83-9	
n-Butylbenzene	ND	ug/L	0.50	0.49	1		03/03/22 19:41	104-51-8	
sec-Butylbenzene	ND	ug/L	0.50	0.40	1		03/03/22 19:41	135-98-8	
tert-Butylbenzene	ND	ug/L	0.50	0.32	1		03/03/22 19:41	98-06-6	
Carbon tetrachloride	ND	ug/L	0.50	0.33	1		03/03/22 19:41	56-23-5	
Chlorobenzene	ND	ug/L	0.50	0.28	1		03/03/22 19:41	108-90-7	
Chloroethane	ND	ug/L	1.0	0.65	1		03/03/22 19:41	75-00-3	
Chloroform	ND	ug/L	0.50	0.35	1		03/03/22 19:41	67-66-3	
Chloromethane	ND	ug/L	1.0	0.54	1		03/03/22 19:41	74-87-3	
2-Chlorotoluene	ND	ug/L	0.50	0.32	1		03/03/22 19:41	95-49-8	
4-Chlorotoluene	ND	ug/L	0.50	0.32	1		03/03/22 19:41	106-43-4	
1,2-Dibromo-3-chloropropane	ND	ug/L	1.0	0.34	1		03/03/22 19:41	96-12-8	
Dibromochloromethane	ND	ug/L	0.50	0.36	1		03/03/22 19:41	124-48-1	
1,2-Dibromoethane (EDB)	ND	ug/L	0.50	0.27	1		03/03/22 19:41	106-93-4	
Dibromomethane	ND	ug/L	0.50	0.39	1		03/03/22 19:41	74-95-3	
1,2-Dichlorobenzene	ND	ug/L	0.50	0.34	1		03/03/22 19:41	95-50-1	
1,3-Dichlorobenzene	ND	ug/L	0.50	0.34	1		03/03/22 19:41	541-73-1	
1,4-Dichlorobenzene	ND	ug/L	0.50	0.33	1		03/03/22 19:41	106-46-7	
Dichlorodifluoromethane	ND	ug/L	0.50	0.35	1		03/03/22 19:41	75-71-8	
1,1-Dichloroethane	ND	ug/L	0.50	0.37	1		03/03/22 19:41	75-34-3	
1,2-Dichloroethane	ND	ug/L	0.50	0.32	1		03/03/22 19:41	107-06-2	
1,1-Dichloroethene	ND	ug/L	0.50	0.35	1		03/03/22 19:41	75-35-4	
cis-1,2-Dichloroethene	ND	ug/L	0.50	0.38	1		03/03/22 19:41	156-59-2	
trans-1,2-Dichloroethene	ND	ug/L	0.50	0.40	1		03/03/22 19:41	156-60-5	
1,2-Dichloropropane	ND	ug/L	0.50	0.36	1		03/03/22 19:41	78-87-5	
1,3-Dichloropropane	ND	ug/L	0.50	0.28	1		03/03/22 19:41	142-28-9	

This report shall not be reproduced, except in full,
without the written consent of Pace Analytical Services, LLC.

Pace Analytical Services, LLC
9800 Kincey Ave. Suite 100
Huntersville, NC 28078
(704)875-9092

ANALYTICAL RESULTS

Project: CPC Huntersville-60674226
Pace Project No.: 92591151

Sample: MW-07D **Lab ID: 92591151013** Collected: 03/02/22 12:25 Received: 03/02/22 16:30 Matrix: Water

Parameters	Results	Units	Report Limit	MDL	DF	Prepared	Analyzed	CAS No.	Qual
6200B MSV	Analytical Method: SM 6200B								
	Pace Analytical Services - Charlotte								
2,2-Dichloropropane	ND	ug/L	0.50	0.39	1		03/03/22 19:41	594-20-7	
1,1-Dichloropropene	ND	ug/L	0.50	0.43	1		03/03/22 19:41	563-58-6	
cis-1,3-Dichloropropene	ND	ug/L	0.50	0.36	1		03/03/22 19:41	10061-01-5	
trans-1,3-Dichloropropene	ND	ug/L	0.50	0.36	1		03/03/22 19:41	10061-02-6	
Diisopropyl ether	**4.2**	ug/L	0.50	0.31	1		03/03/22 19:41	108-20-3	
Ethylbenzene	ND	ug/L	0.50	0.30	1		03/03/22 19:41	100-41-4	
Hexachloro-1,3-butadiene	ND	ug/L	2.0	1.5	1		03/03/22 19:41	87-68-3	
Isopropylbenzene (Cumene)	ND	ug/L	0.50	0.33	1		03/03/22 19:41	98-82-8	
Methylene Chloride	ND	ug/L	2.0	2.0	1		03/03/22 19:41	75-09-2	
Methyl-tert-butyl ether	**1.7**	ug/L	0.50	0.42	1		03/03/22 19:41	1634-04-4	
Naphthalene	ND	ug/L	2.0	0.64	1		03/03/22 19:41	91-20-3	
n-Propylbenzene	ND	ug/L	0.50	0.34	1		03/03/22 19:41	103-65-1	
Styrene	ND	ug/L	0.50	0.29	1		03/03/22 19:41	100-42-5	
1,1,1,2-Tetrachloroethane	ND	ug/L	0.50	0.31	1		03/03/22 19:41	630-20-6	
1,1,2,2-Tetrachloroethane	ND	ug/L	0.50	0.22	1		03/03/22 19:41	79-34-5	
Tetrachloroethene	ND	ug/L	0.50	0.29	1		03/03/22 19:41	127-18-4	
Toluene	ND	ug/L	0.50	0.48	1		03/03/22 19:41	108-88-3	
1,2,3-Trichlorobenzene	ND	ug/L	2.0	0.81	1		03/03/22 19:41	87-61-6	
1,2,4-Trichlorobenzene	ND	ug/L	2.0	0.64	1		03/03/22 19:41	120-82-1	
1,1,1-Trichloroethane	ND	ug/L	0.50	0.33	1		03/03/22 19:41	71-55-6	
1,1,2-Trichloroethane	ND	ug/L	0.50	0.32	1		03/03/22 19:41	79-00-5	
Trichloroethene	ND	ug/L	0.50	0.38	1		03/03/22 19:41	79-01-6	
Trichlorofluoromethane	ND	ug/L	1.0	0.30	1		03/03/22 19:41	75-69-4	
1,2,3-Trichloropropane	ND	ug/L	0.50	0.26	1		03/03/22 19:41	96-18-4	
1,2,4-Trimethylbenzene	ND	ug/L	0.50	0.50	1		03/03/22 19:41	95-63-6	
1,3,5-Trimethylbenzene	ND	ug/L	0.50	0.33	1		03/03/22 19:41	108-67-8	
Vinyl chloride	ND	ug/L	1.0	0.39	1		03/03/22 19:41	75-01-4	
m&p-Xylene	ND	ug/L	1.0	0.71	1		03/03/22 19:41	179601-23-1	
o-Xylene	**1.1**	ug/L	0.50	0.34	1		03/03/22 19:41	95-47-6	
Surrogates									
1,2-Dichloroethane-d4 (S)	98	%	70-130		1		03/03/22 19:41	17060-07-0	
4-Bromofluorobenzene (S)	100	%	70-130		1		03/03/22 19:41	460-00-4	
Toluene-d8 (S)	105	%	70-130		1		03/03/22 19:41	2037-26-5	

This report shall not be reproduced, except in full,
without the written consent of Pace Analytical Services, LLC.

Pace Analytical Services, LLC
9800 Kincey Ave. Suite 100
Huntersville, NC 28078
(704)875-9092

ANALYTICAL RESULTS

Project: CPC Huntersville-60674226
Pace Project No.: 92591151

Sample: MW-94 **Lab ID: 92591151014** Collected: 03/02/22 12:50 Received: 03/02/22 16:30 Matrix: Water

Parameters	Results	Units	Report Limit	MDL	DF	Prepared	Analyzed	CAS No.	Qual
VPH NC Water	Analytical Method: MADEP VPH								
	Pace Analytical Services - Charlotte								
Total VPH (C5-C12)	ND	ug/L	50.0	50.0	1		03/05/22 04:14		N2
Aliphatic (C05-C08)	ND	ug/L	50.0	50.0	1		03/05/22 04:14		N2
Aliphatic(C09-C12) Adjusted	ND	ug/L	50.0	50.0	1		03/05/22 04:14		N2
Aromatic (C09-C10)	ND	ug/L	50.0	50.0	1		03/05/22 04:14		N2
Surrogates									
4-Bromofluorobenzene (FID) (S)	97	%	70-130		1		03/05/22 04:14	460-00-4	
4-Bromofluorobenzene (PID) (S)	86	%	70-130		1		03/05/22 04:14	460-00-4	
6020 MET ICPMS	Analytical Method: EPA 6020B Preparation Method: EPA 3010A								
	Pace Analytical Services - Asheville								
Lead	**1.0J**	ug/L	5.0	0.077	1	03/05/22 11:43	03/07/22 16:01	7439-92-1	
6200B MSV	Analytical Method: SM 6200B								
	Pace Analytical Services - Charlotte								
Benzene	ND	ug/L	0.50	0.34	1		03/03/22 19:59	71-43-2	
Bromobenzene	ND	ug/L	0.50	0.29	1		03/03/22 19:59	108-86-1	
Bromochloromethane	ND	ug/L	0.50	0.47	1		03/03/22 19:59	74-97-5	
Bromodichloromethane	ND	ug/L	0.50	0.31	1		03/03/22 19:59	75-27-4	
Bromoform	ND	ug/L	0.50	0.34	1		03/03/22 19:59	75-25-2	
Bromomethane	ND	ug/L	5.0	1.7	1		03/03/22 19:59	74-83-9	
n-Butylbenzene	ND	ug/L	0.50	0.49	1		03/03/22 19:59	104-51-8	
sec-Butylbenzene	ND	ug/L	0.50	0.40	1		03/03/22 19:59	135-98-8	
tert-Butylbenzene	ND	ug/L	0.50	0.32	1		03/03/22 19:59	98-06-6	
Carbon tetrachloride	ND	ug/L	0.50	0.33	1		03/03/22 19:59	56-23-5	
Chlorobenzene	ND	ug/L	0.50	0.28	1		03/03/22 19:59	108-90-7	
Chloroethane	ND	ug/L	1.0	0.65	1		03/03/22 19:59	75-00-3	
Chloroform	**1.8**	ug/L	0.50	0.35	1		03/03/22 19:59	67-66-3	
Chloromethane	ND	ug/L	1.0	0.54	1		03/03/22 19:59	74-87-3	
2-Chlorotoluene	ND	ug/L	0.50	0.32	1		03/03/22 19:59	95-49-8	
4-Chlorotoluene	ND	ug/L	0.50	0.32	1		03/03/22 19:59	106-43-4	
1,2-Dibromo-3-chloropropane	ND	ug/L	1.0	0.34	1		03/03/22 19:59	96-12-8	
Dibromochloromethane	ND	ug/L	0.50	0.36	1		03/03/22 19:59	124-48-1	
1,2-Dibromoethane (EDB)	ND	ug/L	0.50	0.27	1		03/03/22 19:59	106-93-4	
Dibromomethane	ND	ug/L	0.50	0.39	1		03/03/22 19:59	74-95-3	
1,2-Dichlorobenzene	ND	ug/L	0.50	0.34	1		03/03/22 19:59	95-50-1	
1,3-Dichlorobenzene	ND	ug/L	0.50	0.34	1		03/03/22 19:59	541-73-1	
1,4-Dichlorobenzene	ND	ug/L	0.50	0.33	1		03/03/22 19:59	106-46-7	
Dichlorodifluoromethane	ND	ug/L	0.50	0.35	1		03/03/22 19:59	75-71-8	
1,1-Dichloroethane	ND	ug/L	0.50	0.37	1		03/03/22 19:59	75-34-3	
1,2-Dichloroethane	ND	ug/L	0.50	0.32	1		03/03/22 19:59	107-06-2	
1,1-Dichloroethene	ND	ug/L	0.50	0.35	1		03/03/22 19:59	75-35-4	
cis-1,2-Dichloroethene	ND	ug/L	0.50	0.38	1		03/03/22 19:59	156-59-2	
trans-1,2-Dichloroethene	ND	ug/L	0.50	0.40	1		03/03/22 19:59	156-60-5	
1,2-Dichloropropane	ND	ug/L	0.50	0.36	1		03/03/22 19:59	78-87-5	
1,3-Dichloropropane	ND	ug/L	0.50	0.28	1		03/03/22 19:59	142-28-9	

This report shall not be reproduced, except in full,
without the written consent of Pace Analytical Services, LLC.

Pace Analytical Services, LLC
9800 Kincey Ave. Suite 100
Huntersville, NC 28078
(704)875-9092

ANALYTICAL RESULTS

Project: CPC Huntersville-60674226
Pace Project No.: 92591151

Sample: MW-94 **Lab ID: 92591151014** Collected: 03/02/22 12:50 Received: 03/02/22 16:30 Matrix: Water

Parameters	Results	Units	Report Limit	MDL	DF	Prepared	Analyzed	CAS No.	Qual
6200B MSV	Analytical Method: SM 6200B								
	Pace Analytical Services - Charlotte								
2,2-Dichloropropane	ND	ug/L	0.50	0.39	1		03/03/22 19:59	594-20-7	
1,1-Dichloropropene	ND	ug/L	0.50	0.43	1		03/03/22 19:59	563-58-6	
cis-1,3-Dichloropropene	ND	ug/L	0.50	0.36	1		03/03/22 19:59	10061-01-5	
trans-1,3-Dichloropropene	ND	ug/L	0.50	0.36	1		03/03/22 19:59	10061-02-6	
Diisopropyl ether	ND	ug/L	0.50	0.31	1		03/03/22 19:59	108-20-3	
Ethylbenzene	ND	ug/L	0.50	0.30	1		03/03/22 19:59	100-41-4	
Hexachloro-1,3-butadiene	ND	ug/L	2.0	1.5	1		03/03/22 19:59	87-68-3	
Isopropylbenzene (Cumene)	ND	ug/L	0.50	0.33	1		03/03/22 19:59	98-82-8	
Methylene Chloride	ND	ug/L	2.0	2.0	1		03/03/22 19:59	75-09-2	
Methyl-tert-butyl ether	ND	ug/L	0.50	0.42	1		03/03/22 19:59	1634-04-4	
Naphthalene	ND	ug/L	2.0	0.64	1		03/03/22 19:59	91-20-3	
n-Propylbenzene	ND	ug/L	0.50	0.34	1		03/03/22 19:59	103-65-1	
Styrene	ND	ug/L	0.50	0.29	1		03/03/22 19:59	100-42-5	
1,1,1,2-Tetrachloroethane	ND	ug/L	0.50	0.31	1		03/03/22 19:59	630-20-6	
1,1,2,2-Tetrachloroethane	ND	ug/L	0.50	0.22	1		03/03/22 19:59	79-34-5	
Tetrachloroethene	ND	ug/L	0.50	0.29	1		03/03/22 19:59	127-18-4	
Toluene	ND	ug/L	0.50	0.48	1		03/03/22 19:59	108-88-3	
1,2,3-Trichlorobenzene	ND	ug/L	2.0	0.81	1		03/03/22 19:59	87-61-6	
1,2,4-Trichlorobenzene	ND	ug/L	2.0	0.64	1		03/03/22 19:59	120-82-1	
1,1,1-Trichloroethane	ND	ug/L	0.50	0.33	1		03/03/22 19:59	71-55-6	
1,1,2-Trichloroethane	ND	ug/L	0.50	0.32	1		03/03/22 19:59	79-00-5	
Trichloroethene	ND	ug/L	0.50	0.38	1		03/03/22 19:59	79-01-6	
Trichlorofluoromethane	ND	ug/L	1.0	0.30	1		03/03/22 19:59	75-69-4	
1,2,3-Trichloropropane	ND	ug/L	0.50	0.26	1		03/03/22 19:59	96-18-4	
1,2,4-Trimethylbenzene	ND	ug/L	0.50	0.50	1		03/03/22 19:59	95-63-6	
1,3,5-Trimethylbenzene	ND	ug/L	0.50	0.33	1		03/03/22 19:59	108-67-8	
Vinyl chloride	ND	ug/L	1.0	0.39	1		03/03/22 19:59	75-01-4	
m&p-Xylene	ND	ug/L	1.0	0.71	1		03/03/22 19:59	179601-23-1	
o-Xylene	ND	ug/L	0.50	0.34	1		03/03/22 19:59	95-47-6	
Surrogates									
1,2-Dichloroethane-d4 (S)	98	%	70-130		1		03/03/22 19:59	17060-07-0	
4-Bromofluorobenzene (S)	99	%	70-130		1		03/03/22 19:59	460-00-4	
Toluene-d8 (S)	100	%	70-130		1		03/03/22 19:59	2037-26-5	

This report shall not be reproduced, except in full,
without the written consent of Pace Analytical Services, LLC.

Pace Analytical Services, LLC
9800 Kincey Ave. Suite 100
Huntersville, NC 28078
(704)875-9092

ANALYTICAL RESULTS

Project: CPC Huntersville-60674226
Pace Project No.: 92591151

Sample: MW-88 **Lab ID: 92591151015** Collected: 03/02/22 13:05 Received: 03/02/22 16:30 Matrix: Water

Parameters	Results	Units	Report Limit	MDL	DF	Prepared	Analyzed	CAS No.	Qual
VPH NC Water	Analytical Method: MADEP VPH								
	Pace Analytical Services - Charlotte								
Total VPH (C5-C12)	ND	ug/L	50.0	50.0	1		03/05/22 04:43		N2
Aliphatic (C05-C08)	ND	ug/L	50.0	50.0	1		03/05/22 04:43		N2
Aliphatic(C09-C12) Adjusted	ND	ug/L	50.0	50.0	1		03/05/22 04:43		N2
Aromatic (C09-C10)	ND	ug/L	50.0	50.0	1		03/05/22 04:43		N2
Surrogates									
4-Bromofluorobenzene (FID) (S)	100	%	70-130		1		03/05/22 04:43	460-00-4	
4-Bromofluorobenzene (PID) (S)	89	%	70-130		1		03/05/22 04:43	460-00-4	
6020 MET ICPMS	Analytical Method: EPA 6020B Preparation Method: EPA 3010A								
	Pace Analytical Services - Asheville								
Lead	**12.2**	ug/L	5.0	0.077	1	03/05/22 11:43	03/07/22 16:05	7439-92-1	
6200B MSV	Analytical Method: SM 6200B								
	Pace Analytical Services - Charlotte								
Benzene	ND	ug/L	0.50	0.34	1		03/03/22 20:17	71-43-2	
Bromobenzene	ND	ug/L	0.50	0.29	1		03/03/22 20:17	108-86-1	
Bromochloromethane	ND	ug/L	0.50	0.47	1		03/03/22 20:17	74-97-5	
Bromodichloromethane	ND	ug/L	0.50	0.31	1		03/03/22 20:17	75-27-4	
Bromoform	ND	ug/L	0.50	0.34	1		03/03/22 20:17	75-25-2	
Bromomethane	ND	ug/L	5.0	1.7	1		03/03/22 20:17	74-83-9	
n-Butylbenzene	ND	ug/L	0.50	0.49	1		03/03/22 20:17	104-51-8	
sec-Butylbenzene	ND	ug/L	0.50	0.40	1		03/03/22 20:17	135-98-8	
tert-Butylbenzene	ND	ug/L	0.50	0.32	1		03/03/22 20:17	98-06-6	
Carbon tetrachloride	ND	ug/L	0.50	0.33	1		03/03/22 20:17	56-23-5	
Chlorobenzene	ND	ug/L	0.50	0.28	1		03/03/22 20:17	108-90-7	
Chloroethane	ND	ug/L	1.0	0.65	1		03/03/22 20:17	75-00-3	
Chloroform	**1.4**	ug/L	0.50	0.35	1		03/03/22 20:17	67-66-3	
Chloromethane	ND	ug/L	1.0	0.54	1		03/03/22 20:17	74-87-3	
2-Chlorotoluene	ND	ug/L	0.50	0.32	1		03/03/22 20:17	95-49-8	
4-Chlorotoluene	ND	ug/L	0.50	0.32	1		03/03/22 20:17	106-43-4	
1,2-Dibromo-3-chloropropane	ND	ug/L	1.0	0.34	1		03/03/22 20:17	96-12-8	
Dibromochloromethane	ND	ug/L	0.50	0.36	1		03/03/22 20:17	124-48-1	
1,2-Dibromoethane (EDB)	ND	ug/L	0.50	0.27	1		03/03/22 20:17	106-93-4	
Dibromomethane	ND	ug/L	0.50	0.39	1		03/03/22 20:17	74-95-3	
1,2-Dichlorobenzene	ND	ug/L	0.50	0.34	1		03/03/22 20:17	95-50-1	
1,3-Dichlorobenzene	ND	ug/L	0.50	0.34	1		03/03/22 20:17	541-73-1	
1,4-Dichlorobenzene	ND	ug/L	0.50	0.33	1		03/03/22 20:17	106-46-7	
Dichlorodifluoromethane	ND	ug/L	0.50	0.35	1		03/03/22 20:17	75-71-8	
1,1-Dichloroethane	ND	ug/L	0.50	0.37	1		03/03/22 20:17	75-34-3	
1,2-Dichloroethane	ND	ug/L	0.50	0.32	1		03/03/22 20:17	107-06-2	
1,1-Dichloroethene	ND	ug/L	0.50	0.35	1		03/03/22 20:17	75-35-4	
cis-1,2-Dichloroethene	ND	ug/L	0.50	0.38	1		03/03/22 20:17	156-59-2	
trans-1,2-Dichloroethene	ND	ug/L	0.50	0.40	1		03/03/22 20:17	156-60-5	
1,2-Dichloropropane	ND	ug/L	0.50	0.36	1		03/03/22 20:17	78-87-5	
1,3-Dichloropropane	ND	ug/L	0.50	0.28	1		03/03/22 20:17	142-28-9	

This report shall not be reproduced, except in full,
without the written consent of Pace Analytical Services, LLC.

Pace Analytical Services, LLC
9800 Kincey Ave. Suite 100
Huntersville, NC 28078
(704)875-9092

ANALYTICAL RESULTS

Project: CPC Huntersville-60674226
Pace Project No.: 92591151

Sample: MW-88 **Lab ID: 92591151015** Collected: 03/02/22 13:05 Received: 03/02/22 16:30 Matrix: Water

Parameters	Results	Units	Report Limit	MDL	DF	Prepared	Analyzed	CAS No.	Qual
6200B MSV	Analytical Method: SM 6200B								
	Pace Analytical Services - Charlotte								
2,2-Dichloropropane	ND	ug/L	0.50	0.39	1		03/03/22 20:17	594-20-7	
1,1-Dichloropropene	ND	ug/L	0.50	0.43	1		03/03/22 20:17	563-58-6	
cis-1,3-Dichloropropene	ND	ug/L	0.50	0.36	1		03/03/22 20:17	10061-01-5	
trans-1,3-Dichloropropene	ND	ug/L	0.50	0.36	1		03/03/22 20:17	10061-02-6	
Diisopropyl ether	ND	ug/L	0.50	0.31	1		03/03/22 20:17	108-20-3	
Ethylbenzene	ND	ug/L	0.50	0.30	1		03/03/22 20:17	100-41-4	
Hexachloro-1,3-butadiene	ND	ug/L	2.0	1.5	1		03/03/22 20:17	87-68-3	
Isopropylbenzene (Cumene)	ND	ug/L	0.50	0.33	1		03/03/22 20:17	98-82-8	
Methylene Chloride	ND	ug/L	2.0	2.0	1		03/03/22 20:17	75-09-2	
Methyl-tert-butyl ether	ND	ug/L	0.50	0.42	1		03/03/22 20:17	1634-04-4	
Naphthalene	ND	ug/L	2.0	0.64	1		03/03/22 20:17	91-20-3	
n-Propylbenzene	ND	ug/L	0.50	0.34	1		03/03/22 20:17	103-65-1	
Styrene	ND	ug/L	0.50	0.29	1		03/03/22 20:17	100-42-5	
1,1,1,2-Tetrachloroethane	ND	ug/L	0.50	0.31	1		03/03/22 20:17	630-20-6	
1,1,2,2-Tetrachloroethane	ND	ug/L	0.50	0.22	1		03/03/22 20:17	79-34-5	
Tetrachloroethene	ND	ug/L	0.50	0.29	1		03/03/22 20:17	127-18-4	
Toluene	ND	ug/L	0.50	0.48	1		03/03/22 20:17	108-88-3	
1,2,3-Trichlorobenzene	ND	ug/L	2.0	0.81	1		03/03/22 20:17	87-61-6	
1,2,4-Trichlorobenzene	ND	ug/L	2.0	0.64	1		03/03/22 20:17	120-82-1	
1,1,1-Trichloroethane	ND	ug/L	0.50	0.33	1		03/03/22 20:17	71-55-6	
1,1,2-Trichloroethane	ND	ug/L	0.50	0.32	1		03/03/22 20:17	79-00-5	
Trichloroethene	ND	ug/L	0.50	0.38	1		03/03/22 20:17	79-01-6	
Trichlorofluoromethane	ND	ug/L	1.0	0.30	1		03/03/22 20:17	75-69-4	
1,2,3-Trichloropropane	ND	ug/L	0.50	0.26	1		03/03/22 20:17	96-18-4	
1,2,4-Trimethylbenzene	ND	ug/L	0.50	0.50	1		03/03/22 20:17	95-63-6	
1,3,5-Trimethylbenzene	ND	ug/L	0.50	0.33	1		03/03/22 20:17	108-67-8	
Vinyl chloride	ND	ug/L	1.0	0.39	1		03/03/22 20:17	75-01-4	
m&p-Xylene	ND	ug/L	1.0	0.71	1		03/03/22 20:17	179601-23-1	
o-Xylene	ND	ug/L	0.50	0.34	1		03/03/22 20:17	95-47-6	
Surrogates									
1,2-Dichloroethane-d4 (S)	97	%	70-130		1		03/03/22 20:17	17060-07-0	
4-Bromofluorobenzene (S)	98	%	70-130		1		03/03/22 20:17	460-00-4	
Toluene-d8 (S)	102	%	70-130		1		03/03/22 20:17	2037-26-5	

This report shall not be reproduced, except in full,
without the written consent of Pace Analytical Services, LLC.

Pace Analytical Services, LLC
9800 Kincey Ave. Suite 100
Huntersville, NC 28078
(704)875-9092

ANALYTICAL RESULTS

Project: CPC Huntersville-60674226
Pace Project No.: 92591151

Sample: MW-34 **Lab ID: 92591151016** Collected: 03/02/22 13:35 Received: 03/02/22 16:30 Matrix: Water

Parameters	Results	Units	Report Limit	MDL	DF	Prepared	Analyzed	CAS No.	Qual
VPH NC Water	Analytical Method: MADEP VPH								
	Pace Analytical Services - Charlotte								
Total VPH (C5-C12)	ND	ug/L	50.0	50.0	1		03/05/22 05:12		N2
Aliphatic (C05-C08)	ND	ug/L	50.0	50.0	1		03/05/22 05:12		N2
Aliphatic(C09-C12) Adjusted	ND	ug/L	50.0	50.0	1		03/05/22 05:12		N2
Aromatic (C09-C10)	ND	ug/L	50.0	50.0	1		03/05/22 05:12		N2
Surrogates									
4-Bromofluorobenzene (FID) (S)	99	%	70-130		1		03/05/22 05:12	460-00-4	
4-Bromofluorobenzene (PID) (S)	89	%	70-130		1		03/05/22 05:12	460-00-4	
6020 MET ICPMS	Analytical Method: EPA 6020B Preparation Method: EPA 3010A								
	Pace Analytical Services - Asheville								
Lead	**0.25J**	ug/L	5.0	0.077	1	03/05/22 11:43	03/07/22 16:09	7439-92-1	
6200B MSV	Analytical Method: SM 6200B								
	Pace Analytical Services - Charlotte								
Benzene	ND	ug/L	0.50	0.34	1		03/03/22 20:35	71-43-2	
Bromobenzene	ND	ug/L	0.50	0.29	1		03/03/22 20:35	108-86-1	
Bromochloromethane	ND	ug/L	0.50	0.47	1		03/03/22 20:35	74-97-5	
Bromodichloromethane	ND	ug/L	0.50	0.31	1		03/03/22 20:35	75-27-4	
Bromoform	ND	ug/L	0.50	0.34	1		03/03/22 20:35	75-25-2	
Bromomethane	ND	ug/L	5.0	1.7	1		03/03/22 20:35	74-83-9	
n-Butylbenzene	ND	ug/L	0.50	0.49	1		03/03/22 20:35	104-51-8	
sec-Butylbenzene	ND	ug/L	0.50	0.40	1		03/03/22 20:35	135-98-8	
tert-Butylbenzene	ND	ug/L	0.50	0.32	1		03/03/22 20:35	98-06-6	
Carbon tetrachloride	ND	ug/L	0.50	0.33	1		03/03/22 20:35	56-23-5	
Chlorobenzene	ND	ug/L	0.50	0.28	1		03/03/22 20:35	108-90-7	
Chloroethane	ND	ug/L	1.0	0.65	1		03/03/22 20:35	75-00-3	
Chloroform	ND	ug/L	0.50	0.35	1		03/03/22 20:35	67-66-3	
Chloromethane	ND	ug/L	1.0	0.54	1		03/03/22 20:35	74-87-3	
2-Chlorotoluene	ND	ug/L	0.50	0.32	1		03/03/22 20:35	95-49-8	
4-Chlorotoluene	ND	ug/L	0.50	0.32	1		03/03/22 20:35	106-43-4	
1,2-Dibromo-3-chloropropane	ND	ug/L	1.0	0.34	1		03/03/22 20:35	96-12-8	
Dibromochloromethane	ND	ug/L	0.50	0.36	1		03/03/22 20:35	124-48-1	
1,2-Dibromoethane (EDB)	ND	ug/L	0.50	0.27	1		03/03/22 20:35	106-93-4	
Dibromomethane	ND	ug/L	0.50	0.39	1		03/03/22 20:35	74-95-3	
1,2-Dichlorobenzene	ND	ug/L	0.50	0.34	1		03/03/22 20:35	95-50-1	
1,3-Dichlorobenzene	ND	ug/L	0.50	0.34	1		03/03/22 20:35	541-73-1	
1,4-Dichlorobenzene	ND	ug/L	0.50	0.33	1		03/03/22 20:35	106-46-7	
Dichlorodifluoromethane	ND	ug/L	0.50	0.35	1		03/03/22 20:35	75-71-8	
1,1-Dichloroethane	ND	ug/L	0.50	0.37	1		03/03/22 20:35	75-34-3	
1,2-Dichloroethane	ND	ug/L	0.50	0.32	1		03/03/22 20:35	107-06-2	
1,1-Dichloroethene	ND	ug/L	0.50	0.35	1		03/03/22 20:35	75-35-4	
cis-1,2-Dichloroethene	ND	ug/L	0.50	0.38	1		03/03/22 20:35	156-59-2	
trans-1,2-Dichloroethene	ND	ug/L	0.50	0.40	1		03/03/22 20:35	156-60-5	
1,2-Dichloropropane	ND	ug/L	0.50	0.36	1		03/03/22 20:35	78-87-5	
1,3-Dichloropropane	ND	ug/L	0.50	0.28	1		03/03/22 20:35	142-28-9	

This report shall not be reproduced, except in full,
without the written consent of Pace Analytical Services, LLC.

Pace Analytical Services, LLC
9800 Kincey Ave. Suite 100
Huntersville, NC 28078
(704)875-9092

ANALYTICAL RESULTS

Project: CPC Huntersville-60674226
Pace Project No.: 92591151

Sample: MW-34 **Lab ID: 92591151016** Collected: 03/02/22 13:35 Received: 03/02/22 16:30 Matrix: Water

Parameters	Results	Units	Report Limit	MDL	DF	Prepared	Analyzed	CAS No.	Qual
6200B MSV	Analytical Method: SM 6200B								
	Pace Analytical Services - Charlotte								
2,2-Dichloropropane	ND	ug/L	0.50	0.39	1		03/03/22 20:35	594-20-7	
1,1-Dichloropropene	ND	ug/L	0.50	0.43	1		03/03/22 20:35	563-58-6	
cis-1,3-Dichloropropene	ND	ug/L	0.50	0.36	1		03/03/22 20:35	10061-01-5	
trans-1,3-Dichloropropene	ND	ug/L	0.50	0.36	1		03/03/22 20:35	10061-02-6	
Diisopropyl ether	ND	ug/L	0.50	0.31	1		03/03/22 20:35	108-20-3	
Ethylbenzene	ND	ug/L	0.50	0.30	1		03/03/22 20:35	100-41-4	
Hexachloro-1,3-butadiene	ND	ug/L	2.0	1.5	1		03/03/22 20:35	87-68-3	
Isopropylbenzene (Cumene)	ND	ug/L	0.50	0.33	1		03/03/22 20:35	98-82-8	
Methylene Chloride	ND	ug/L	2.0	2.0	1		03/03/22 20:35	75-09-2	
Methyl-tert-butyl ether	ND	ug/L	0.50	0.42	1		03/03/22 20:35	1634-04-4	
Naphthalene	ND	ug/L	2.0	0.64	1		03/03/22 20:35	91-20-3	
n-Propylbenzene	ND	ug/L	0.50	0.34	1		03/03/22 20:35	103-65-1	
Styrene	ND	ug/L	0.50	0.29	1		03/03/22 20:35	100-42-5	
1,1,1,2-Tetrachloroethane	ND	ug/L	0.50	0.31	1		03/03/22 20:35	630-20-6	
1,1,2,2-Tetrachloroethane	ND	ug/L	0.50	0.22	1		03/03/22 20:35	79-34-5	
Tetrachloroethene	ND	ug/L	0.50	0.29	1		03/03/22 20:35	127-18-4	
Toluene	ND	ug/L	0.50	0.48	1		03/03/22 20:35	108-88-3	
1,2,3-Trichlorobenzene	ND	ug/L	2.0	0.81	1		03/03/22 20:35	87-61-6	
1,2,4-Trichlorobenzene	ND	ug/L	2.0	0.64	1		03/03/22 20:35	120-82-1	
1,1,1-Trichloroethane	ND	ug/L	0.50	0.33	1		03/03/22 20:35	71-55-6	
1,1,2-Trichloroethane	ND	ug/L	0.50	0.32	1		03/03/22 20:35	79-00-5	
Trichloroethene	ND	ug/L	0.50	0.38	1		03/03/22 20:35	79-01-6	
Trichlorofluoromethane	ND	ug/L	1.0	0.30	1		03/03/22 20:35	75-69-4	
1,2,3-Trichloropropane	ND	ug/L	0.50	0.26	1		03/03/22 20:35	96-18-4	
1,2,4-Trimethylbenzene	ND	ug/L	0.50	0.50	1		03/03/22 20:35	95-63-6	
1,3,5-Trimethylbenzene	ND	ug/L	0.50	0.33	1		03/03/22 20:35	108-67-8	
Vinyl chloride	ND	ug/L	1.0	0.39	1		03/03/22 20:35	75-01-4	
m&p-Xylene	ND	ug/L	1.0	0.71	1		03/03/22 20:35	179601-23-1	
o-Xylene	ND	ug/L	0.50	0.34	1		03/03/22 20:35	95-47-6	
Surrogates									
1,2-Dichloroethane-d4 (S)	101	%	70-130		1		03/03/22 20:35	17060-07-0	
4-Bromofluorobenzene (S)	101	%	70-130		1		03/03/22 20:35	460-00-4	
Toluene-d8 (S)	106	%	70-130		1		03/03/22 20:35	2037-26-5	

This report shall not be reproduced, except in full,
without the written consent of Pace Analytical Services, LLC.

Pace Analytical Services, LLC
9800 Kincey Ave. Suite 100
Huntersville, NC 28078
(704)875-9092

ANALYTICAL RESULTS

Project: CPC Huntersville-60674226
Pace Project No.: 92591151

Sample: MW-36 **Lab ID: 92591151017** Collected: 03/02/22 13:20 Received: 03/02/22 16:30 Matrix: Water

Parameters	Results	Units	Report Limit	MDL	DF	Prepared	Analyzed	CAS No.	Qual
VPH NC Water	Analytical Method: MADEP VPH								
	Pace Analytical Services - Charlotte								
Total VPH (C5-C12)	ND	ug/L	50.0	50.0	1		03/05/22 05:41		N2
Aliphatic (C05-C08)	ND	ug/L	50.0	50.0	1		03/05/22 05:41		N2
Aliphatic(C09-C12) Adjusted	ND	ug/L	50.0	50.0	1		03/05/22 05:41		N2
Aromatic (C09-C10)	ND	ug/L	50.0	50.0	1		03/05/22 05:41		N2
Surrogates									
4-Bromofluorobenzene (FID) (S)	98	%	70-130		1		03/05/22 05:41	460-00-4	
4-Bromofluorobenzene (PID) (S)	88	%	70-130		1		03/05/22 05:41	460-00-4	
6020 MET ICPMS	Analytical Method: EPA 6020B Preparation Method: EPA 3010A								
	Pace Analytical Services - Asheville								
Lead	**0.11J**	ug/L	5.0	0.077	1	03/05/22 11:43	03/07/22 16:13	7439-92-1	
6200B MSV	Analytical Method: SM 6200B								
	Pace Analytical Services - Charlotte								
Benzene	ND	ug/L	0.50	0.34	1		03/03/22 20:52	71-43-2	
Bromobenzene	ND	ug/L	0.50	0.29	1		03/03/22 20:52	108-86-1	
Bromochloromethane	ND	ug/L	0.50	0.47	1		03/03/22 20:52	74-97-5	
Bromodichloromethane	ND	ug/L	0.50	0.31	1		03/03/22 20:52	75-27-4	
Bromoform	ND	ug/L	0.50	0.34	1		03/03/22 20:52	75-25-2	
Bromomethane	ND	ug/L	5.0	1.7	1		03/03/22 20:52	74-83-9	
n-Butylbenzene	ND	ug/L	0.50	0.49	1		03/03/22 20:52	104-51-8	
sec-Butylbenzene	ND	ug/L	0.50	0.40	1		03/03/22 20:52	135-98-8	
tert-Butylbenzene	ND	ug/L	0.50	0.32	1		03/03/22 20:52	98-06-6	
Carbon tetrachloride	ND	ug/L	0.50	0.33	1		03/03/22 20:52	56-23-5	
Chlorobenzene	ND	ug/L	0.50	0.28	1		03/03/22 20:52	108-90-7	
Chloroethane	ND	ug/L	1.0	0.65	1		03/03/22 20:52	75-00-3	
Chloroform	ND	ug/L	0.50	0.35	1		03/03/22 20:52	67-66-3	
Chloromethane	ND	ug/L	1.0	0.54	1		03/03/22 20:52	74-87-3	
2-Chlorotoluene	ND	ug/L	0.50	0.32	1		03/03/22 20:52	95-49-8	
4-Chlorotoluene	ND	ug/L	0.50	0.32	1		03/03/22 20:52	106-43-4	
1,2-Dibromo-3-chloropropane	ND	ug/L	1.0	0.34	1		03/03/22 20:52	96-12-8	
Dibromochloromethane	ND	ug/L	0.50	0.36	1		03/03/22 20:52	124-48-1	
1,2-Dibromoethane (EDB)	ND	ug/L	0.50	0.27	1		03/03/22 20:52	106-93-4	
Dibromomethane	ND	ug/L	0.50	0.39	1		03/03/22 20:52	74-95-3	
1,2-Dichlorobenzene	ND	ug/L	0.50	0.34	1		03/03/22 20:52	95-50-1	
1,3-Dichlorobenzene	ND	ug/L	0.50	0.34	1		03/03/22 20:52	541-73-1	
1,4-Dichlorobenzene	ND	ug/L	0.50	0.33	1		03/03/22 20:52	106-46-7	
Dichlorodifluoromethane	ND	ug/L	0.50	0.35	1		03/03/22 20:52	75-71-8	
1,1-Dichloroethane	ND	ug/L	0.50	0.37	1		03/03/22 20:52	75-34-3	
1,2-Dichloroethane	ND	ug/L	0.50	0.32	1		03/03/22 20:52	107-06-2	
1,1-Dichloroethene	ND	ug/L	0.50	0.35	1		03/03/22 20:52	75-35-4	
cis-1,2-Dichloroethene	ND	ug/L	0.50	0.38	1		03/03/22 20:52	156-59-2	
trans-1,2-Dichloroethene	ND	ug/L	0.50	0.40	1		03/03/22 20:52	156-60-5	
1,2-Dichloropropane	ND	ug/L	0.50	0.36	1		03/03/22 20:52	78-87-5	
1,3-Dichloropropane	ND	ug/L	0.50	0.28	1		03/03/22 20:52	142-28-9	

This report shall not be reproduced, except in full,
without the written consent of Pace Analytical Services, LLC.

Pace Analytical Services, LLC
9800 Kincey Ave. Suite 100
Huntersville, NC 28078
(704)875-9092

ANALYTICAL RESULTS

Project: CPC Huntersville-60674226
Pace Project No.: 92591151

Sample: MW-36 **Lab ID: 92591151017** Collected: 03/02/22 13:20 Received: 03/02/22 16:30 Matrix: Water

Parameters	Results	Units	Report Limit	MDL	DF	Prepared	Analyzed	CAS No.	Qual
6200B MSV	Analytical Method: SM 6200B								
	Pace Analytical Services - Charlotte								
2,2-Dichloropropane	ND	ug/L	0.50	0.39	1		03/03/22 20:52	594-20-7	
1,1-Dichloropropene	ND	ug/L	0.50	0.43	1		03/03/22 20:52	563-58-6	
cis-1,3-Dichloropropene	ND	ug/L	0.50	0.36	1		03/03/22 20:52	10061-01-5	
trans-1,3-Dichloropropene	ND	ug/L	0.50	0.36	1		03/03/22 20:52	10061-02-6	
Diisopropyl ether	ND	ug/L	0.50	0.31	1		03/03/22 20:52	108-20-3	
Ethylbenzene	ND	ug/L	0.50	0.30	1		03/03/22 20:52	100-41-4	
Hexachloro-1,3-butadiene	ND	ug/L	2.0	1.5	1		03/03/22 20:52	87-68-3	
Isopropylbenzene (Cumene)	ND	ug/L	0.50	0.33	1		03/03/22 20:52	98-82-8	
Methylene Chloride	ND	ug/L	2.0	2.0	1		03/03/22 20:52	75-09-2	
Methyl-tert-butyl ether	ND	ug/L	0.50	0.42	1		03/03/22 20:52	1634-04-4	
Naphthalene	ND	ug/L	2.0	0.64	1		03/03/22 20:52	91-20-3	
n-Propylbenzene	ND	ug/L	0.50	0.34	1		03/03/22 20:52	103-65-1	
Styrene	ND	ug/L	0.50	0.29	1		03/03/22 20:52	100-42-5	
1,1,1,2-Tetrachloroethane	ND	ug/L	0.50	0.31	1		03/03/22 20:52	630-20-6	
1,1,2,2-Tetrachloroethane	ND	ug/L	0.50	0.22	1		03/03/22 20:52	79-34-5	
Tetrachloroethene	ND	ug/L	0.50	0.29	1		03/03/22 20:52	127-18-4	
Toluene	ND	ug/L	0.50	0.48	1		03/03/22 20:52	108-88-3	
1,2,3-Trichlorobenzene	ND	ug/L	2.0	0.81	1		03/03/22 20:52	87-61-6	
1,2,4-Trichlorobenzene	ND	ug/L	2.0	0.64	1		03/03/22 20:52	120-82-1	
1,1,1-Trichloroethane	ND	ug/L	0.50	0.33	1		03/03/22 20:52	71-55-6	
1,1,2-Trichloroethane	ND	ug/L	0.50	0.32	1		03/03/22 20:52	79-00-5	
Trichloroethene	ND	ug/L	0.50	0.38	1		03/03/22 20:52	79-01-6	
Trichlorofluoromethane	ND	ug/L	1.0	0.30	1		03/03/22 20:52	75-69-4	
1,2,3-Trichloropropane	ND	ug/L	0.50	0.26	1		03/03/22 20:52	96-18-4	
1,2,4-Trimethylbenzene	ND	ug/L	0.50	0.50	1		03/03/22 20:52	95-63-6	
1,3,5-Trimethylbenzene	ND	ug/L	0.50	0.33	1		03/03/22 20:52	108-67-8	
Vinyl chloride	ND	ug/L	1.0	0.39	1		03/03/22 20:52	75-01-4	
m&p-Xylene	ND	ug/L	1.0	0.71	1		03/03/22 20:52	179601-23-1	
o-Xylene	ND	ug/L	0.50	0.34	1		03/03/22 20:52	95-47-6	
Surrogates									
1,2-Dichloroethane-d4 (S)	98	%	70-130		1		03/03/22 20:52	17060-07-0	
4-Bromofluorobenzene (S)	98	%	70-130		1		03/03/22 20:52	460-00-4	
Toluene-d8 (S)	105	%	70-130		1		03/03/22 20:52	2037-26-5	

This report shall not be reproduced, except in full,
without the written consent of Pace Analytical Services, LLC.

Pace Analytical Services, LLC
9800 Kincey Ave. Suite 100
Huntersville, NC 28078
(704)875-9092

ANALYTICAL RESULTS

Project: CPC Huntersville-60674226
Pace Project No.: 92591151

Sample: MW-35 **Lab ID: 92591151018** Collected: 03/02/22 13:45 Received: 03/02/22 16:30 Matrix: Water

Parameters	Results	Units	Report Limit	MDL	DF	Prepared	Analyzed	CAS No.	Qual
VPH NC Water	Analytical Method: MADEP VPH								
	Pace Analytical Services - Charlotte								
Total VPH (C5-C12)	ND	ug/L	50.0	50.0	1		03/05/22 06:09		N2
Aliphatic (C05-C08)	ND	ug/L	50.0	50.0	1		03/05/22 06:09		N2
Aliphatic(C09-C12) Adjusted	ND	ug/L	50.0	50.0	1		03/05/22 06:09		N2
Aromatic (C09-C10)	ND	ug/L	50.0	50.0	1		03/05/22 06:09		N2
Surrogates									
4-Bromofluorobenzene (FID) (S)	98	%	70-130		1		03/05/22 06:09	460-00-4	
4-Bromofluorobenzene (PID) (S)	88	%	70-130		1		03/05/22 06:09	460-00-4	
6020 MET ICPMS	Analytical Method: EPA 6020B Preparation Method: EPA 3010A								
	Pace Analytical Services - Asheville								
Lead	ND	ug/L	5.0	0.077	1	03/05/22 11:43	03/07/22 16:17	7439-92-1	
6200B MSV	Analytical Method: SM 6200B								
	Pace Analytical Services - Charlotte								
Benzene	ND	ug/L	0.50	0.34	1		03/03/22 21:11	71-43-2	
Bromobenzene	ND	ug/L	0.50	0.29	1		03/03/22 21:11	108-86-1	
Bromochloromethane	ND	ug/L	0.50	0.47	1		03/03/22 21:11	74-97-5	
Bromodichloromethane	ND	ug/L	0.50	0.31	1		03/03/22 21:11	75-27-4	
Bromoform	ND	ug/L	0.50	0.34	1		03/03/22 21:11	75-25-2	
Bromomethane	ND	ug/L	5.0	1.7	1		03/03/22 21:11	74-83-9	
n-Butylbenzene	ND	ug/L	0.50	0.49	1		03/03/22 21:11	104-51-8	
sec-Butylbenzene	ND	ug/L	0.50	0.40	1		03/03/22 21:11	135-98-8	
tert-Butylbenzene	ND	ug/L	0.50	0.32	1		03/03/22 21:11	98-06-6	
Carbon tetrachloride	ND	ug/L	0.50	0.33	1		03/03/22 21:11	56-23-5	
Chlorobenzene	ND	ug/L	0.50	0.28	1		03/03/22 21:11	108-90-7	
Chloroethane	ND	ug/L	1.0	0.65	1		03/03/22 21:11	75-00-3	
Chloroform	ND	ug/L	0.50	0.35	1		03/03/22 21:11	67-66-3	
Chloromethane	ND	ug/L	1.0	0.54	1		03/03/22 21:11	74-87-3	
2-Chlorotoluene	ND	ug/L	0.50	0.32	1		03/03/22 21:11	95-49-8	
4-Chlorotoluene	ND	ug/L	0.50	0.32	1		03/03/22 21:11	106-43-4	
1,2-Dibromo-3-chloropropane	ND	ug/L	1.0	0.34	1		03/03/22 21:11	96-12-8	
Dibromochloromethane	ND	ug/L	0.50	0.36	1		03/03/22 21:11	124-48-1	
1,2-Dibromoethane (EDB)	ND	ug/L	0.50	0.27	1		03/03/22 21:11	106-93-4	
Dibromomethane	ND	ug/L	0.50	0.39	1		03/03/22 21:11	74-95-3	
1,2-Dichlorobenzene	ND	ug/L	0.50	0.34	1		03/03/22 21:11	95-50-1	
1,3-Dichlorobenzene	ND	ug/L	0.50	0.34	1		03/03/22 21:11	541-73-1	
1,4-Dichlorobenzene	ND	ug/L	0.50	0.33	1		03/03/22 21:11	106-46-7	
Dichlorodifluoromethane	ND	ug/L	0.50	0.35	1		03/03/22 21:11	75-71-8	
1,1-Dichloroethane	ND	ug/L	0.50	0.37	1		03/03/22 21:11	75-34-3	
1,2-Dichloroethane	ND	ug/L	0.50	0.32	1		03/03/22 21:11	107-06-2	
1,1-Dichloroethene	ND	ug/L	0.50	0.35	1		03/03/22 21:11	75-35-4	
cis-1,2-Dichloroethene	ND	ug/L	0.50	0.38	1		03/03/22 21:11	156-59-2	
trans-1,2-Dichloroethene	ND	ug/L	0.50	0.40	1		03/03/22 21:11	156-60-5	
1,2-Dichloropropane	ND	ug/L	0.50	0.36	1		03/03/22 21:11	78-87-5	
1,3-Dichloropropane	ND	ug/L	0.50	0.28	1		03/03/22 21:11	142-28-9	

This report shall not be reproduced, except in full,
without the written consent of Pace Analytical Services, LLC.

Pace Analytical Services, LLC
9800 Kincey Ave. Suite 100
Huntersville, NC 28078
(704)875-9092

ANALYTICAL RESULTS

Project: CPC Huntersville-60674226
Pace Project No.: 92591151

Sample: MW-35 **Lab ID: 92591151018** Collected: 03/02/22 13:45 Received: 03/02/22 16:30 Matrix: Water

Parameters	Results	Units	Report Limit	MDL	DF	Prepared	Analyzed	CAS No.	Qual
6200B MSV	Analytical Method: SM 6200B								
	Pace Analytical Services - Charlotte								
2,2-Dichloropropane	ND	ug/L	0.50	0.39	1		03/03/22 21:11	594-20-7	
1,1-Dichloropropene	ND	ug/L	0.50	0.43	1		03/03/22 21:11	563-58-6	
cis-1,3-Dichloropropene	ND	ug/L	0.50	0.36	1		03/03/22 21:11	10061-01-5	
trans-1,3-Dichloropropene	ND	ug/L	0.50	0.36	1		03/03/22 21:11	10061-02-6	
Diisopropyl ether	ND	ug/L	0.50	0.31	1		03/03/22 21:11	108-20-3	
Ethylbenzene	ND	ug/L	0.50	0.30	1		03/03/22 21:11	100-41-4	
Hexachloro-1,3-butadiene	ND	ug/L	2.0	1.5	1		03/03/22 21:11	87-68-3	
Isopropylbenzene (Cumene)	ND	ug/L	0.50	0.33	1		03/03/22 21:11	98-82-8	
Methylene Chloride	ND	ug/L	2.0	2.0	1		03/03/22 21:11	75-09-2	
Methyl-tert-butyl ether	ND	ug/L	0.50	0.42	1		03/03/22 21:11	1634-04-4	
Naphthalene	ND	ug/L	2.0	0.64	1		03/03/22 21:11	91-20-3	
n-Propylbenzene	ND	ug/L	0.50	0.34	1		03/03/22 21:11	103-65-1	
Styrene	ND	ug/L	0.50	0.29	1		03/03/22 21:11	100-42-5	
1,1,1,2-Tetrachloroethane	ND	ug/L	0.50	0.31	1		03/03/22 21:11	630-20-6	
1,1,2,2-Tetrachloroethane	ND	ug/L	0.50	0.22	1		03/03/22 21:11	79-34-5	
Tetrachloroethene	ND	ug/L	0.50	0.29	1		03/03/22 21:11	127-18-4	
Toluene	ND	ug/L	0.50	0.48	1		03/03/22 21:11	108-88-3	
1,2,3-Trichlorobenzene	ND	ug/L	2.0	0.81	1		03/03/22 21:11	87-61-6	
1,2,4-Trichlorobenzene	ND	ug/L	2.0	0.64	1		03/03/22 21:11	120-82-1	
1,1,1-Trichloroethane	ND	ug/L	0.50	0.33	1		03/03/22 21:11	71-55-6	
1,1,2-Trichloroethane	ND	ug/L	0.50	0.32	1		03/03/22 21:11	79-00-5	
Trichloroethene	ND	ug/L	0.50	0.38	1		03/03/22 21:11	79-01-6	
Trichlorofluoromethane	ND	ug/L	1.0	0.30	1		03/03/22 21:11	75-69-4	
1,2,3-Trichloropropane	ND	ug/L	0.50	0.26	1		03/03/22 21:11	96-18-4	
1,2,4-Trimethylbenzene	ND	ug/L	0.50	0.50	1		03/03/22 21:11	95-63-6	
1,3,5-Trimethylbenzene	ND	ug/L	0.50	0.33	1		03/03/22 21:11	108-67-8	
Vinyl chloride	ND	ug/L	1.0	0.39	1		03/03/22 21:11	75-01-4	
m&p-Xylene	ND	ug/L	1.0	0.71	1		03/03/22 21:11	179601-23-1	
o-Xylene	ND	ug/L	0.50	0.34	1		03/03/22 21:11	95-47-6	
Surrogates									
1,2-Dichloroethane-d4 (S)	99	%	70-130		1		03/03/22 21:11	17060-07-0	
4-Bromofluorobenzene (S)	98	%	70-130		1		03/03/22 21:11	460-00-4	
Toluene-d8 (S)	101	%	70-130		1		03/03/22 21:11	2037-26-5	

This report shall not be reproduced, except in full,
without the written consent of Pace Analytical Services, LLC.

Pace Analytical Services, LLC
9800 Kincey Ave. Suite 100
Huntersville, NC 28078
(704)875-9092

ANALYTICAL RESULTS

Project: CPC Huntersville-60674226
Pace Project No.: 92591151

Sample: MW-05 **Lab ID: 92591151019** Collected: 03/02/22 12:25 Received: 03/02/22 16:30 Matrix: Water

Parameters	Results	Units	Report Limit	MDL	DF	Prepared	Analyzed	CAS No.	Qual
VPH NC Water	Analytical Method: MADEP VPH								
	Pace Analytical Services - Charlotte								
Total VPH (C5-C12)	ND	ug/L	50.0	50.0	1		03/05/22 06:38		N2
Aliphatic (C05-C08)	ND	ug/L	50.0	50.0	1		03/05/22 06:38		N2
Aliphatic(C09-C12) Adjusted	ND	ug/L	50.0	50.0	1		03/05/22 06:38		N2
Aromatic (C09-C10)	ND	ug/L	50.0	50.0	1		03/05/22 06:38		N2
Surrogates									
4-Bromofluorobenzene (FID) (S)	99	%	70-130		1		03/05/22 06:38	460-00-4	
4-Bromofluorobenzene (PID) (S)	88	%	70-130		1		03/05/22 06:38	460-00-4	
6020 MET ICPMS	Analytical Method: EPA 6020B Preparation Method: EPA 3010A								
	Pace Analytical Services - Asheville								
Lead	**0.11J**	ug/L	5.0	0.077	1	03/05/22 11:43	03/07/22 16:20	7439-92-1	
6200B MSV	Analytical Method: SM 6200B								
	Pace Analytical Services - Charlotte								
Benzene	ND	ug/L	0.50	0.34	1		03/03/22 21:29	71-43-2	
Bromobenzene	ND	ug/L	0.50	0.29	1		03/03/22 21:29	108-86-1	
Bromochloromethane	ND	ug/L	0.50	0.47	1		03/03/22 21:29	74-97-5	
Bromodichloromethane	ND	ug/L	0.50	0.31	1		03/03/22 21:29	75-27-4	
Bromoform	ND	ug/L	0.50	0.34	1		03/03/22 21:29	75-25-2	
Bromomethane	ND	ug/L	5.0	1.7	1		03/03/22 21:29	74-83-9	
n-Butylbenzene	ND	ug/L	0.50	0.49	1		03/03/22 21:29	104-51-8	
sec-Butylbenzene	ND	ug/L	0.50	0.40	1		03/03/22 21:29	135-98-8	
tert-Butylbenzene	ND	ug/L	0.50	0.32	1		03/03/22 21:29	98-06-6	
Carbon tetrachloride	ND	ug/L	0.50	0.33	1		03/03/22 21:29	56-23-5	
Chlorobenzene	ND	ug/L	0.50	0.28	1		03/03/22 21:29	108-90-7	
Chloroethane	ND	ug/L	1.0	0.65	1		03/03/22 21:29	75-00-3	
Chloroform	ND	ug/L	0.50	0.35	1		03/03/22 21:29	67-66-3	
Chloromethane	ND	ug/L	1.0	0.54	1		03/03/22 21:29	74-87-3	
2-Chlorotoluene	ND	ug/L	0.50	0.32	1		03/03/22 21:29	95-49-8	
4-Chlorotoluene	ND	ug/L	0.50	0.32	1		03/03/22 21:29	106-43-4	
1,2-Dibromo-3-chloropropane	ND	ug/L	1.0	0.34	1		03/03/22 21:29	96-12-8	
Dibromochloromethane	ND	ug/L	0.50	0.36	1		03/03/22 21:29	124-48-1	
1,2-Dibromoethane (EDB)	ND	ug/L	0.50	0.27	1		03/03/22 21:29	106-93-4	
Dibromomethane	ND	ug/L	0.50	0.39	1		03/03/22 21:29	74-95-3	
1,2-Dichlorobenzene	ND	ug/L	0.50	0.34	1		03/03/22 21:29	95-50-1	
1,3-Dichlorobenzene	ND	ug/L	0.50	0.34	1		03/03/22 21:29	541-73-1	
1,4-Dichlorobenzene	ND	ug/L	0.50	0.33	1		03/03/22 21:29	106-46-7	
Dichlorodifluoromethane	ND	ug/L	0.50	0.35	1		03/03/22 21:29	75-71-8	
1,1-Dichloroethane	ND	ug/L	0.50	0.37	1		03/03/22 21:29	75-34-3	
1,2-Dichloroethane	ND	ug/L	0.50	0.32	1		03/03/22 21:29	107-06-2	
1,1-Dichloroethene	ND	ug/L	0.50	0.35	1		03/03/22 21:29	75-35-4	
cis-1,2-Dichloroethene	ND	ug/L	0.50	0.38	1		03/03/22 21:29	156-59-2	
trans-1,2-Dichloroethene	ND	ug/L	0.50	0.40	1		03/03/22 21:29	156-60-5	
1,2-Dichloropropane	ND	ug/L	0.50	0.36	1		03/03/22 21:29	78-87-5	
1,3-Dichloropropane	ND	ug/L	0.50	0.28	1		03/03/22 21:29	142-28-9	

This report shall not be reproduced, except in full,
without the written consent of Pace Analytical Services, LLC.

Pace Analytical Services, LLC
9800 Kincey Ave. Suite 100
Huntersville, NC 28078
(704)875-9092

ANALYTICAL RESULTS

Project: CPC Huntersville-60674226
Pace Project No.: 92591151

Sample: MW-05 **Lab ID: 92591151019** Collected: 03/02/22 12:25 Received: 03/02/22 16:30 Matrix: Water

Parameters	Results	Units	Report Limit	MDL	DF	Prepared	Analyzed	CAS No.	Qual
6200B MSV	Analytical Method: SM 6200B								
	Pace Analytical Services - Charlotte								
2,2-Dichloropropane	ND	ug/L	0.50	0.39	1		03/03/22 21:29	594-20-7	
1,1-Dichloropropene	ND	ug/L	0.50	0.43	1		03/03/22 21:29	563-58-6	
cis-1,3-Dichloropropene	ND	ug/L	0.50	0.36	1		03/03/22 21:29	10061-01-5	
trans-1,3-Dichloropropene	ND	ug/L	0.50	0.36	1		03/03/22 21:29	10061-02-6	
Diisopropyl ether	ND	ug/L	0.50	0.31	1		03/03/22 21:29	108-20-3	
Ethylbenzene	ND	ug/L	0.50	0.30	1		03/03/22 21:29	100-41-4	
Hexachloro-1,3-butadiene	ND	ug/L	2.0	1.5	1		03/03/22 21:29	87-68-3	
Isopropylbenzene (Cumene)	ND	ug/L	0.50	0.33	1		03/03/22 21:29	98-82-8	
Methylene Chloride	ND	ug/L	2.0	2.0	1		03/03/22 21:29	75-09-2	
Methyl-tert-butyl ether	ND	ug/L	0.50	0.42	1		03/03/22 21:29	1634-04-4	
Naphthalene	ND	ug/L	2.0	0.64	1		03/03/22 21:29	91-20-3	
n-Propylbenzene	ND	ug/L	0.50	0.34	1		03/03/22 21:29	103-65-1	
Styrene	ND	ug/L	0.50	0.29	1		03/03/22 21:29	100-42-5	
1,1,1,2-Tetrachloroethane	ND	ug/L	0.50	0.31	1		03/03/22 21:29	630-20-6	
1,1,2,2-Tetrachloroethane	ND	ug/L	0.50	0.22	1		03/03/22 21:29	79-34-5	
Tetrachloroethene	ND	ug/L	0.50	0.29	1		03/03/22 21:29	127-18-4	
Toluene	ND	ug/L	0.50	0.48	1		03/03/22 21:29	108-88-3	
1,2,3-Trichlorobenzene	ND	ug/L	2.0	0.81	1		03/03/22 21:29	87-61-6	
1,2,4-Trichlorobenzene	ND	ug/L	2.0	0.64	1		03/03/22 21:29	120-82-1	
1,1,1-Trichloroethane	ND	ug/L	0.50	0.33	1		03/03/22 21:29	71-55-6	
1,1,2-Trichloroethane	ND	ug/L	0.50	0.32	1		03/03/22 21:29	79-00-5	
Trichloroethene	ND	ug/L	0.50	0.38	1		03/03/22 21:29	79-01-6	
Trichlorofluoromethane	ND	ug/L	1.0	0.30	1		03/03/22 21:29	75-69-4	
1,2,3-Trichloropropane	ND	ug/L	0.50	0.26	1		03/03/22 21:29	96-18-4	
1,2,4-Trimethylbenzene	ND	ug/L	0.50	0.50	1		03/03/22 21:29	95-63-6	
1,3,5-Trimethylbenzene	ND	ug/L	0.50	0.33	1		03/03/22 21:29	108-67-8	
Vinyl chloride	ND	ug/L	1.0	0.39	1		03/03/22 21:29	75-01-4	
m&p-Xylene	ND	ug/L	1.0	0.71	1		03/03/22 21:29	179601-23-1	
o-Xylene	ND	ug/L	0.50	0.34	1		03/03/22 21:29	95-47-6	
Surrogates									
1,2-Dichloroethane-d4 (S)	98	%	70-130		1		03/03/22 21:29	17060-07-0	
4-Bromofluorobenzene (S)	100	%	70-130		1		03/03/22 21:29	460-00-4	
Toluene-d8 (S)	103	%	70-130		1		03/03/22 21:29	2037-26-5	

This report shall not be reproduced, except in full,
without the written consent of Pace Analytical Services, LLC.

Pace Analytical Services, LLC
9800 Kincey Ave. Suite 100
Huntersville, NC 28078
(704)875-9092

ANALYTICAL RESULTS

Project: CPC Huntersville-60674226
Pace Project No.: 92591151

Sample: EB-1-20220302 **Lab ID: 92591151020** Collected: 03/02/22 14:15 Received: 03/02/22 16:30 Matrix: Water

Parameters	Results	Units	Report Limit	MDL	DF	Prepared	Analyzed	CAS No.	Qual
VPH NC Water	Analytical Method: MADEP VPH								
	Pace Analytical Services - Charlotte								
Total VPH (C5-C12)	ND	ug/L	50.0	50.0	1		03/05/22 07:07		N2
Aliphatic (C05-C08)	ND	ug/L	50.0	50.0	1		03/05/22 07:07		N2
Aliphatic(C09-C12) Adjusted	ND	ug/L	50.0	50.0	1		03/05/22 07:07		N2
Aromatic (C09-C10)	ND	ug/L	50.0	50.0	1		03/05/22 07:07		N2
Surrogates									
4-Bromofluorobenzene (FID) (S)	99	%	70-130		1		03/05/22 07:07	460-00-4	
4-Bromofluorobenzene (PID) (S)	88	%	70-130		1		03/05/22 07:07	460-00-4	
6020 MET ICPMS	Analytical Method: EPA 6020B Preparation Method: EPA 3010A								
	Pace Analytical Services - Asheville								
Lead	ND	ug/L	5.0	0.077	1	03/05/22 11:43	03/07/22 17:17	7439-92-1	
6200B MSV	Analytical Method: SM 6200B								
	Pace Analytical Services - Charlotte								
Benzene	ND	ug/L	0.50	0.34	1		03/04/22 01:23	71-43-2	
Bromobenzene	ND	ug/L	0.50	0.29	1		03/04/22 01:23	108-86-1	
Bromochloromethane	ND	ug/L	0.50	0.47	1		03/04/22 01:23	74-97-5	
Bromodichloromethane	ND	ug/L	0.50	0.31	1		03/04/22 01:23	75-27-4	
Bromoform	ND	ug/L	0.50	0.34	1		03/04/22 01:23	75-25-2	
Bromomethane	ND	ug/L	5.0	1.7	1		03/04/22 01:23	74-83-9	
n-Butylbenzene	ND	ug/L	0.50	0.49	1		03/04/22 01:23	104-51-8	
sec-Butylbenzene	ND	ug/L	0.50	0.40	1		03/04/22 01:23	135-98-8	
tert-Butylbenzene	ND	ug/L	0.50	0.32	1		03/04/22 01:23	98-06-6	
Carbon tetrachloride	ND	ug/L	0.50	0.33	1		03/04/22 01:23	56-23-5	
Chlorobenzene	ND	ug/L	0.50	0.28	1		03/04/22 01:23	108-90-7	
Chloroethane	ND	ug/L	1.0	0.65	1		03/04/22 01:23	75-00-3	
Chloroform	ND	ug/L	0.50	0.35	1		03/04/22 01:23	67-66-3	
Chloromethane	ND	ug/L	1.0	0.54	1		03/04/22 01:23	74-87-3	
2-Chlorotoluene	ND	ug/L	0.50	0.32	1		03/04/22 01:23	95-49-8	
4-Chlorotoluene	ND	ug/L	0.50	0.32	1		03/04/22 01:23	106-43-4	
1,2-Dibromo-3-chloropropane	ND	ug/L	1.0	0.34	1		03/04/22 01:23	96-12-8	
Dibromochloromethane	ND	ug/L	0.50	0.36	1		03/04/22 01:23	124-48-1	
1,2-Dibromoethane (EDB)	ND	ug/L	0.50	0.27	1		03/04/22 01:23	106-93-4	
Dibromomethane	ND	ug/L	0.50	0.39	1		03/04/22 01:23	74-95-3	
1,2-Dichlorobenzene	ND	ug/L	0.50	0.34	1		03/04/22 01:23	95-50-1	
1,3-Dichlorobenzene	ND	ug/L	0.50	0.34	1		03/04/22 01:23	541-73-1	
1,4-Dichlorobenzene	ND	ug/L	0.50	0.33	1		03/04/22 01:23	106-46-7	
Dichlorodifluoromethane	ND	ug/L	0.50	0.35	1		03/04/22 01:23	75-71-8	
1,1-Dichloroethane	ND	ug/L	0.50	0.37	1		03/04/22 01:23	75-34-3	
1,2-Dichloroethane	ND	ug/L	0.50	0.32	1		03/04/22 01:23	107-06-2	
1,1-Dichloroethene	ND	ug/L	0.50	0.35	1		03/04/22 01:23	75-35-4	
cis-1,2-Dichloroethene	ND	ug/L	0.50	0.38	1		03/04/22 01:23	156-59-2	
trans-1,2-Dichloroethene	ND	ug/L	0.50	0.40	1		03/04/22 01:23	156-60-5	
1,2-Dichloropropane	ND	ug/L	0.50	0.36	1		03/04/22 01:23	78-87-5	
1,3-Dichloropropane	ND	ug/L	0.50	0.28	1		03/04/22 01:23	142-28-9	

This report shall not be reproduced, except in full,
without the written consent of Pace Analytical Services, LLC.

Pace Analytical Services, LLC
9800 Kincey Ave. Suite 100
Huntersville, NC 28078
(704)875-9092

ANALYTICAL RESULTS

Project: CPC Huntersville-60674226
Pace Project No.: 92591151

Sample: EB-1-20220302 **Lab ID: 92591151020** Collected: 03/02/22 14:15 Received: 03/02/22 16:30 Matrix: Water

Parameters	Results	Units	Report Limit	MDL	DF	Prepared	Analyzed	CAS No.	Qual
6200B MSV	Analytical Method: SM 6200B								
	Pace Analytical Services - Charlotte								
2,2-Dichloropropane	ND	ug/L	0.50	0.39	1		03/04/22 01:23	594-20-7	
1,1-Dichloropropene	ND	ug/L	0.50	0.43	1		03/04/22 01:23	563-58-6	
cis-1,3-Dichloropropene	ND	ug/L	0.50	0.36	1		03/04/22 01:23	10061-01-5	
trans-1,3-Dichloropropene	ND	ug/L	0.50	0.36	1		03/04/22 01:23	10061-02-6	
Diisopropyl ether	ND	ug/L	0.50	0.31	1		03/04/22 01:23	108-20-3	
Ethylbenzene	ND	ug/L	0.50	0.30	1		03/04/22 01:23	100-41-4	
Hexachloro-1,3-butadiene	ND	ug/L	2.0	1.5	1		03/04/22 01:23	87-68-3	
Isopropylbenzene (Cumene)	ND	ug/L	0.50	0.33	1		03/04/22 01:23	98-82-8	
Methylene Chloride	ND	ug/L	2.0	2.0	1		03/04/22 01:23	75-09-2	
Methyl-tert-butyl ether	ND	ug/L	0.50	0.42	1		03/04/22 01:23	1634-04-4	
Naphthalene	ND	ug/L	2.0	0.64	1		03/04/22 01:23	91-20-3	
n-Propylbenzene	ND	ug/L	0.50	0.34	1		03/04/22 01:23	103-65-1	
Styrene	ND	ug/L	0.50	0.29	1		03/04/22 01:23	100-42-5	
1,1,1,2-Tetrachloroethane	ND	ug/L	0.50	0.31	1		03/04/22 01:23	630-20-6	
1,1,2,2-Tetrachloroethane	ND	ug/L	0.50	0.22	1		03/04/22 01:23	79-34-5	
Tetrachloroethene	ND	ug/L	0.50	0.29	1		03/04/22 01:23	127-18-4	
Toluene	ND	ug/L	0.50	0.48	1		03/04/22 01:23	108-88-3	
1,2,3-Trichlorobenzene	ND	ug/L	2.0	0.81	1		03/04/22 01:23	87-61-6	
1,2,4-Trichlorobenzene	ND	ug/L	2.0	0.64	1		03/04/22 01:23	120-82-1	
1,1,1-Trichloroethane	ND	ug/L	0.50	0.33	1		03/04/22 01:23	71-55-6	
1,1,2-Trichloroethane	ND	ug/L	0.50	0.32	1		03/04/22 01:23	79-00-5	
Trichloroethene	ND	ug/L	0.50	0.38	1		03/04/22 01:23	79-01-6	
Trichlorofluoromethane	ND	ug/L	1.0	0.30	1		03/04/22 01:23	75-69-4	
1,2,3-Trichloropropane	ND	ug/L	0.50	0.26	1		03/04/22 01:23	96-18-4	
1,2,4-Trimethylbenzene	ND	ug/L	0.50	0.50	1		03/04/22 01:23	95-63-6	
1,3,5-Trimethylbenzene	ND	ug/L	0.50	0.33	1		03/04/22 01:23	108-67-8	
Vinyl chloride	ND	ug/L	1.0	0.39	1		03/04/22 01:23	75-01-4	
m&p-Xylene	ND	ug/L	1.0	0.71	1		03/04/22 01:23	179601-23-1	
o-Xylene	ND	ug/L	0.50	0.34	1		03/04/22 01:23	95-47-6	
Surrogates									
1,2-Dichloroethane-d4 (S)	100	%	70-130		1		03/04/22 01:23	17060-07-0	
4-Bromofluorobenzene (S)	99	%	70-130		1		03/04/22 01:23	460-00-4	
Toluene-d8 (S)	102	%	70-130		1		03/04/22 01:23	2037-26-5	

This report shall not be reproduced, except in full,
without the written consent of Pace Analytical Services, LLC.

Pace Analytical Services, LLC
9800 Kincey Ave. Suite 100
Huntersville, NC 28078
(704)875-9092

ANALYTICAL RESULTS

Project: CPC Huntersville-60674226
Pace Project No.: 92591151

Sample: MW-25D **Lab ID: 92591151021** Collected: 03/02/22 14:25 Received: 03/02/22 16:30 Matrix: Water

Parameters	Results	Units	Report Limit	MDL	DF	Prepared	Analyzed	CAS No.	Qual
VPH NC Water	Analytical Method: MADEP VPH								
	Pace Analytical Services - Charlotte								
Total VPH (C5-C12)	ND	ug/L	50.0	50.0	1		03/05/22 07:36		N2
Aliphatic (C05-C08)	ND	ug/L	50.0	50.0	1		03/05/22 07:36		N2
Aliphatic(C09-C12) Adjusted	ND	ug/L	50.0	50.0	1		03/05/22 07:36		N2
Aromatic (C09-C10)	ND	ug/L	50.0	50.0	1		03/05/22 07:36		N2
Surrogates									
4-Bromofluorobenzene (FID) (S)	98	%	70-130		1		03/05/22 07:36	460-00-4	
4-Bromofluorobenzene (PID) (S)	88	%	70-130		1		03/05/22 07:36	460-00-4	
6020 MET ICPMS	Analytical Method: EPA 6020B Preparation Method: EPA 3010A								
	Pace Analytical Services - Asheville								
Lead	**1.1J**	ug/L	5.0	0.077	1	03/05/22 11:43	03/07/22 17:43	7439-92-1	
6200B MSV	Analytical Method: SM 6200B								
	Pace Analytical Services - Charlotte								
Benzene	ND	ug/L	0.50	0.34	1		03/04/22 02:53	71-43-2	
Bromobenzene	ND	ug/L	0.50	0.29	1		03/04/22 02:53	108-86-1	
Bromochloromethane	ND	ug/L	0.50	0.47	1		03/04/22 02:53	74-97-5	
Bromodichloromethane	ND	ug/L	0.50	0.31	1		03/04/22 02:53	75-27-4	
Bromoform	ND	ug/L	0.50	0.34	1		03/04/22 02:53	75-25-2	
Bromomethane	ND	ug/L	5.0	1.7	1		03/04/22 02:53	74-83-9	
n-Butylbenzene	ND	ug/L	0.50	0.49	1		03/04/22 02:53	104-51-8	
sec-Butylbenzene	ND	ug/L	0.50	0.40	1		03/04/22 02:53	135-98-8	
tert-Butylbenzene	ND	ug/L	0.50	0.32	1		03/04/22 02:53	98-06-6	
Carbon tetrachloride	ND	ug/L	0.50	0.33	1		03/04/22 02:53	56-23-5	
Chlorobenzene	ND	ug/L	0.50	0.28	1		03/04/22 02:53	108-90-7	
Chloroethane	ND	ug/L	1.0	0.65	1		03/04/22 02:53	75-00-3	
Chloroform	ND	ug/L	0.50	0.35	1		03/04/22 02:53	67-66-3	
Chloromethane	ND	ug/L	1.0	0.54	1		03/04/22 02:53	74-87-3	
2-Chlorotoluene	ND	ug/L	0.50	0.32	1		03/04/22 02:53	95-49-8	
4-Chlorotoluene	ND	ug/L	0.50	0.32	1		03/04/22 02:53	106-43-4	
1,2-Dibromo-3-chloropropane	ND	ug/L	1.0	0.34	1		03/04/22 02:53	96-12-8	
Dibromochloromethane	ND	ug/L	0.50	0.36	1		03/04/22 02:53	124-48-1	
1,2-Dibromoethane (EDB)	ND	ug/L	0.50	0.27	1		03/04/22 02:53	106-93-4	
Dibromomethane	ND	ug/L	0.50	0.39	1		03/04/22 02:53	74-95-3	
1,2-Dichlorobenzene	ND	ug/L	0.50	0.34	1		03/04/22 02:53	95-50-1	
1,3-Dichlorobenzene	ND	ug/L	0.50	0.34	1		03/04/22 02:53	541-73-1	
1,4-Dichlorobenzene	ND	ug/L	0.50	0.33	1		03/04/22 02:53	106-46-7	
Dichlorodifluoromethane	ND	ug/L	0.50	0.35	1		03/04/22 02:53	75-71-8	
1,1-Dichloroethane	ND	ug/L	0.50	0.37	1		03/04/22 02:53	75-34-3	
1,2-Dichloroethane	ND	ug/L	0.50	0.32	1		03/04/22 02:53	107-06-2	
1,1-Dichloroethene	ND	ug/L	0.50	0.35	1		03/04/22 02:53	75-35-4	
cis-1,2-Dichloroethene	ND	ug/L	0.50	0.38	1		03/04/22 02:53	156-59-2	
trans-1,2-Dichloroethene	ND	ug/L	0.50	0.40	1		03/04/22 02:53	156-60-5	
1,2-Dichloropropane	ND	ug/L	0.50	0.36	1		03/04/22 02:53	78-87-5	
1,3-Dichloropropane	ND	ug/L	0.50	0.28	1		03/04/22 02:53	142-28-9	

This report shall not be reproduced, except in full,
without the written consent of Pace Analytical Services, LLC.

Pace Analytical Services, LLC
9800 Kincey Ave. Suite 100
Huntersville, NC 28078
(704)875-9092

ANALYTICAL RESULTS

Project: CPC Huntersville-60674226
Pace Project No.: 92591151

Sample: MW-25D **Lab ID: 92591151021** Collected: 03/02/22 14:25 Received: 03/02/22 16:30 Matrix: Water

Parameters	Results	Units	Report Limit	MDL	DF	Prepared	Analyzed	CAS No.	Qual
6200B MSV	Analytical Method: SM 6200B								
	Pace Analytical Services - Charlotte								
2,2-Dichloropropane	ND	ug/L	0.50	0.39	1		03/04/22 02:53	594-20-7	
1,1-Dichloropropene	ND	ug/L	0.50	0.43	1		03/04/22 02:53	563-58-6	
cis-1,3-Dichloropropene	ND	ug/L	0.50	0.36	1		03/04/22 02:53	10061-01-5	
trans-1,3-Dichloropropene	ND	ug/L	0.50	0.36	1		03/04/22 02:53	10061-02-6	
Diisopropyl ether	**0.38J**	ug/L	0.50	0.31	1		03/04/22 02:53	108-20-3	
Ethylbenzene	ND	ug/L	0.50	0.30	1		03/04/22 02:53	100-41-4	
Hexachloro-1,3-butadiene	ND	ug/L	2.0	1.5	1		03/04/22 02:53	87-68-3	
Isopropylbenzene (Cumene)	ND	ug/L	0.50	0.33	1		03/04/22 02:53	98-82-8	
Methylene Chloride	ND	ug/L	2.0	2.0	1		03/04/22 02:53	75-09-2	
Methyl-tert-butyl ether	ND	ug/L	0.50	0.42	1		03/04/22 02:53	1634-04-4	
Naphthalene	ND	ug/L	2.0	0.64	1		03/04/22 02:53	91-20-3	
n-Propylbenzene	ND	ug/L	0.50	0.34	1		03/04/22 02:53	103-65-1	
Styrene	ND	ug/L	0.50	0.29	1		03/04/22 02:53	100-42-5	
1,1,1,2-Tetrachloroethane	ND	ug/L	0.50	0.31	1		03/04/22 02:53	630-20-6	
1,1,2,2-Tetrachloroethane	ND	ug/L	0.50	0.22	1		03/04/22 02:53	79-34-5	
Tetrachloroethene	ND	ug/L	0.50	0.29	1		03/04/22 02:53	127-18-4	
Toluene	ND	ug/L	0.50	0.48	1		03/04/22 02:53	108-88-3	
1,2,3-Trichlorobenzene	ND	ug/L	2.0	0.81	1		03/04/22 02:53	87-61-6	
1,2,4-Trichlorobenzene	ND	ug/L	2.0	0.64	1		03/04/22 02:53	120-82-1	
1,1,1-Trichloroethane	ND	ug/L	0.50	0.33	1		03/04/22 02:53	71-55-6	
1,1,2-Trichloroethane	ND	ug/L	0.50	0.32	1		03/04/22 02:53	79-00-5	
Trichloroethene	ND	ug/L	0.50	0.38	1		03/04/22 02:53	79-01-6	
Trichlorofluoromethane	ND	ug/L	1.0	0.30	1		03/04/22 02:53	75-69-4	
1,2,3-Trichloropropane	ND	ug/L	0.50	0.26	1		03/04/22 02:53	96-18-4	
1,2,4-Trimethylbenzene	ND	ug/L	0.50	0.50	1		03/04/22 02:53	95-63-6	
1,3,5-Trimethylbenzene	ND	ug/L	0.50	0.33	1		03/04/22 02:53	108-67-8	
Vinyl chloride	ND	ug/L	1.0	0.39	1		03/04/22 02:53	75-01-4	
m&p-Xylene	ND	ug/L	1.0	0.71	1		03/04/22 02:53	179601-23-1	
o-Xylene	ND	ug/L	0.50	0.34	1		03/04/22 02:53	95-47-6	
Surrogates									
1,2-Dichloroethane-d4 (S)	95	%	70-130		1		03/04/22 02:53	17060-07-0	
4-Bromofluorobenzene (S)	98	%	70-130		1		03/04/22 02:53	460-00-4	
Toluene-d8 (S)	105	%	70-130		1		03/04/22 02:53	2037-26-5	

This report shall not be reproduced, except in full,
without the written consent of Pace Analytical Services, LLC.

Pace Analytical Services, LLC
9800 Kincey Ave. Suite 100
Huntersville, NC 28078
(704)875-9092

ANALYTICAL RESULTS

Project: CPC Huntersville-60674226
Pace Project No.: 92591151

Sample: FB-1-20220302 **Lab ID: 92591151022** Collected: 03/02/22 15:00 Received: 03/02/22 16:30 Matrix: Water

Parameters	Results	Units	Report Limit	MDL	DF	Prepared	Analyzed	CAS No.	Qual
VPH NC Water	Analytical Method: MADEP VPH								
	Pace Analytical Services - Charlotte								
Total VPH (C5-C12)	ND	ug/L	50.0	50.0	1		03/05/22 08:05		N2
Aliphatic (C05-C08)	ND	ug/L	50.0	50.0	1		03/05/22 08:05		N2
Aliphatic(C09-C12) Adjusted	ND	ug/L	50.0	50.0	1		03/05/22 08:05		N2
Aromatic (C09-C10)	ND	ug/L	50.0	50.0	1		03/05/22 08:05		N2
Surrogates									
4-Bromofluorobenzene (FID) (S)	101	%	70-130		1		03/05/22 08:05	460-00-4	
4-Bromofluorobenzene (PID) (S)	90	%	70-130		1		03/05/22 08:05	460-00-4	
6200B MSV	Analytical Method: SM 6200B								
	Pace Analytical Services - Charlotte								
Benzene	ND	ug/L	0.50	0.34	1		03/04/22 01:41	71-43-2	
Bromobenzene	ND	ug/L	0.50	0.29	1		03/04/22 01:41	108-86-1	
Bromochloromethane	ND	ug/L	0.50	0.47	1		03/04/22 01:41	74-97-5	
Bromodichloromethane	ND	ug/L	0.50	0.31	1		03/04/22 01:41	75-27-4	
Bromoform	ND	ug/L	0.50	0.34	1		03/04/22 01:41	75-25-2	
Bromomethane	ND	ug/L	5.0	1.7	1		03/04/22 01:41	74-83-9	
n-Butylbenzene	ND	ug/L	0.50	0.49	1		03/04/22 01:41	104-51-8	
sec-Butylbenzene	ND	ug/L	0.50	0.40	1		03/04/22 01:41	135-98-8	
tert-Butylbenzene	ND	ug/L	0.50	0.32	1		03/04/22 01:41	98-06-6	
Carbon tetrachloride	ND	ug/L	0.50	0.33	1		03/04/22 01:41	56-23-5	
Chlorobenzene	ND	ug/L	0.50	0.28	1		03/04/22 01:41	108-90-7	
Chloroethane	ND	ug/L	1.0	0.65	1		03/04/22 01:41	75-00-3	
Chloroform	ND	ug/L	0.50	0.35	1		03/04/22 01:41	67-66-3	
Chloromethane	ND	ug/L	1.0	0.54	1		03/04/22 01:41	74-87-3	
2-Chlorotoluene	ND	ug/L	0.50	0.32	1		03/04/22 01:41	95-49-8	
4-Chlorotoluene	ND	ug/L	0.50	0.32	1		03/04/22 01:41	106-43-4	
1,2-Dibromo-3-chloropropane	ND	ug/L	1.0	0.34	1		03/04/22 01:41	96-12-8	
Dibromochloromethane	ND	ug/L	0.50	0.36	1		03/04/22 01:41	124-48-1	
1,2-Dibromoethane (EDB)	ND	ug/L	0.50	0.27	1		03/04/22 01:41	106-93-4	
Dibromomethane	ND	ug/L	0.50	0.39	1		03/04/22 01:41	74-95-3	
1,2-Dichlorobenzene	ND	ug/L	0.50	0.34	1		03/04/22 01:41	95-50-1	
1,3-Dichlorobenzene	ND	ug/L	0.50	0.34	1		03/04/22 01:41	541-73-1	
1,4-Dichlorobenzene	ND	ug/L	0.50	0.33	1		03/04/22 01:41	106-46-7	
Dichlorodifluoromethane	ND	ug/L	0.50	0.35	1		03/04/22 01:41	75-71-8	
1,1-Dichloroethane	ND	ug/L	0.50	0.37	1		03/04/22 01:41	75-34-3	
1,2-Dichloroethane	ND	ug/L	0.50	0.32	1		03/04/22 01:41	107-06-2	
1,1-Dichloroethene	ND	ug/L	0.50	0.35	1		03/04/22 01:41	75-35-4	
cis-1,2-Dichloroethene	ND	ug/L	0.50	0.38	1		03/04/22 01:41	156-59-2	
trans-1,2-Dichloroethene	ND	ug/L	0.50	0.40	1		03/04/22 01:41	156-60-5	
1,2-Dichloropropane	ND	ug/L	0.50	0.36	1		03/04/22 01:41	78-87-5	
1,3-Dichloropropane	ND	ug/L	0.50	0.28	1		03/04/22 01:41	142-28-9	
2,2-Dichloropropane	ND	ug/L	0.50	0.39	1		03/04/22 01:41	594-20-7	
1,1-Dichloropropene	ND	ug/L	0.50	0.43	1		03/04/22 01:41	563-58-6	
cis-1,3-Dichloropropene	ND	ug/L	0.50	0.36	1		03/04/22 01:41	10061-01-5	
trans-1,3-Dichloropropene	ND	ug/L	0.50	0.36	1		03/04/22 01:41	10061-02-6	

This report shall not be reproduced, except in full,
without the written consent of Pace Analytical Services, LLC.

Pace Analytical Services, LLC
9800 Kincey Ave. Suite 100
Huntersville, NC 28078
(704)875-9092

ANALYTICAL RESULTS

Project: CPC Huntersville-60674226
Pace Project No.: 92591151

Sample: FB-1-20220302 **Lab ID: 92591151022** Collected: 03/02/22 15:00 Received: 03/02/22 16:30 Matrix: Water

Parameters	Results	Units	Report Limit	MDL	DF	Prepared	Analyzed	CAS No.	Qual
6200B MSV	Analytical Method: SM 6200B								
	Pace Analytical Services - Charlotte								
Diisopropyl ether	ND	ug/L	0.50	0.31	1		03/04/22 01:41	108-20-3	
Ethylbenzene	ND	ug/L	0.50	0.30	1		03/04/22 01:41	100-41-4	
Hexachloro-1,3-butadiene	ND	ug/L	2.0	1.5	1		03/04/22 01:41	87-68-3	
Isopropylbenzene (Cumene)	ND	ug/L	0.50	0.33	1		03/04/22 01:41	98-82-8	
Methylene Chloride	ND	ug/L	2.0	2.0	1		03/04/22 01:41	75-09-2	
Methyl-tert-butyl ether	ND	ug/L	0.50	0.42	1		03/04/22 01:41	1634-04-4	
Naphthalene	ND	ug/L	2.0	0.64	1		03/04/22 01:41	91-20-3	
n-Propylbenzene	ND	ug/L	0.50	0.34	1		03/04/22 01:41	103-65-1	
Styrene	ND	ug/L	0.50	0.29	1		03/04/22 01:41	100-42-5	
1,1,1,2-Tetrachloroethane	ND	ug/L	0.50	0.31	1		03/04/22 01:41	630-20-6	
1,1,2,2-Tetrachloroethane	ND	ug/L	0.50	0.22	1		03/04/22 01:41	79-34-5	
Tetrachloroethene	ND	ug/L	0.50	0.29	1		03/04/22 01:41	127-18-4	
Toluene	ND	ug/L	0.50	0.48	1		03/04/22 01:41	108-88-3	
1,2,3-Trichlorobenzene	ND	ug/L	2.0	0.81	1		03/04/22 01:41	87-61-6	
1,2,4-Trichlorobenzene	ND	ug/L	2.0	0.64	1		03/04/22 01:41	120-82-1	
1,1,1-Trichloroethane	ND	ug/L	0.50	0.33	1		03/04/22 01:41	71-55-6	
1,1,2-Trichloroethane	ND	ug/L	0.50	0.32	1		03/04/22 01:41	79-00-5	
Trichloroethene	ND	ug/L	0.50	0.38	1		03/04/22 01:41	79-01-6	
Trichlorofluoromethane	ND	ug/L	1.0	0.30	1		03/04/22 01:41	75-69-4	
1,2,3-Trichloropropane	ND	ug/L	0.50	0.26	1		03/04/22 01:41	96-18-4	
1,2,4-Trimethylbenzene	ND	ug/L	0.50	0.50	1		03/04/22 01:41	95-63-6	
1,3,5-Trimethylbenzene	ND	ug/L	0.50	0.33	1		03/04/22 01:41	108-67-8	
Vinyl chloride	ND	ug/L	1.0	0.39	1		03/04/22 01:41	75-01-4	
m&p-Xylene	ND	ug/L	1.0	0.71	1		03/04/22 01:41	179601-23-1	
o-Xylene	ND	ug/L	0.50	0.34	1		03/04/22 01:41	95-47-6	
Surrogates									
1,2-Dichloroethane-d4 (S)	99	%	70-130		1		03/04/22 01:41	17060-07-0	
4-Bromofluorobenzene (S)	98	%	70-130		1		03/04/22 01:41	460-00-4	
Toluene-d8 (S)	103	%	70-130		1		03/04/22 01:41	2037-26-5	

This report shall not be reproduced, except in full,
without the written consent of Pace Analytical Services, LLC.

Pace Analytical Services, LLC
9800 Kincey Ave. Suite 100
Huntersville, NC 28078
(704)875-9092

ANALYTICAL RESULTS

Project: CPC Huntersville-60674226
Pace Project No.: 92591151

Sample: FB-2-20220302 **Lab ID: 92591151023** Collected: 03/02/22 14:30 Received: 03/02/22 16:30 Matrix: Water

Parameters	Results	Units	Report Limit	MDL	DF	Prepared	Analyzed	CAS No.	Qual
VPH NC Water	Analytical Method: MADEP VPH								
	Pace Analytical Services - Charlotte								
Total VPH (C5-C12)	ND	ug/L	50.0	50.0	1		03/05/22 08:33		N2
Aliphatic (C05-C08)	ND	ug/L	50.0	50.0	1		03/05/22 08:33		N2
Aliphatic(C09-C12) Adjusted	ND	ug/L	50.0	50.0	1		03/05/22 08:33		N2
Aromatic (C09-C10)	ND	ug/L	50.0	50.0	1		03/05/22 08:33		N2
Surrogates									
4-Bromofluorobenzene (FID) (S)	107	%	70-130		1		03/05/22 08:33	460-00-4	
4-Bromofluorobenzene (PID) (S)	93	%	70-130		1		03/05/22 08:33	460-00-4	
6200B MSV	Analytical Method: SM 6200B								
	Pace Analytical Services - Charlotte								
Benzene	ND	ug/L	0.50	0.34	1		03/04/22 01:59	71-43-2	
Bromobenzene	ND	ug/L	0.50	0.29	1		03/04/22 01:59	108-86-1	
Bromochloromethane	ND	ug/L	0.50	0.47	1		03/04/22 01:59	74-97-5	
Bromodichloromethane	ND	ug/L	0.50	0.31	1		03/04/22 01:59	75-27-4	
Bromoform	ND	ug/L	0.50	0.34	1		03/04/22 01:59	75-25-2	
Bromomethane	ND	ug/L	5.0	1.7	1		03/04/22 01:59	74-83-9	
n-Butylbenzene	ND	ug/L	0.50	0.49	1		03/04/22 01:59	104-51-8	
sec-Butylbenzene	ND	ug/L	0.50	0.40	1		03/04/22 01:59	135-98-8	
tert-Butylbenzene	ND	ug/L	0.50	0.32	1		03/04/22 01:59	98-06-6	
Carbon tetrachloride	ND	ug/L	0.50	0.33	1		03/04/22 01:59	56-23-5	
Chlorobenzene	ND	ug/L	0.50	0.28	1		03/04/22 01:59	108-90-7	
Chloroethane	ND	ug/L	1.0	0.65	1		03/04/22 01:59	75-00-3	
Chloroform	ND	ug/L	0.50	0.35	1		03/04/22 01:59	67-66-3	
Chloromethane	ND	ug/L	1.0	0.54	1		03/04/22 01:59	74-87-3	
2-Chlorotoluene	ND	ug/L	0.50	0.32	1		03/04/22 01:59	95-49-8	
4-Chlorotoluene	ND	ug/L	0.50	0.32	1		03/04/22 01:59	106-43-4	
1,2-Dibromo-3-chloropropane	ND	ug/L	1.0	0.34	1		03/04/22 01:59	96-12-8	
Dibromochloromethane	ND	ug/L	0.50	0.36	1		03/04/22 01:59	124-48-1	
1,2-Dibromoethane (EDB)	ND	ug/L	0.50	0.27	1		03/04/22 01:59	106-93-4	
Dibromomethane	ND	ug/L	0.50	0.39	1		03/04/22 01:59	74-95-3	
1,2-Dichlorobenzene	ND	ug/L	0.50	0.34	1		03/04/22 01:59	95-50-1	
1,3-Dichlorobenzene	ND	ug/L	0.50	0.34	1		03/04/22 01:59	541-73-1	
1,4-Dichlorobenzene	ND	ug/L	0.50	0.33	1		03/04/22 01:59	106-46-7	
Dichlorodifluoromethane	ND	ug/L	0.50	0.35	1		03/04/22 01:59	75-71-8	
1,1-Dichloroethane	ND	ug/L	0.50	0.37	1		03/04/22 01:59	75-34-3	
1,2-Dichloroethane	ND	ug/L	0.50	0.32	1		03/04/22 01:59	107-06-2	
1,1-Dichloroethene	ND	ug/L	0.50	0.35	1		03/04/22 01:59	75-35-4	
cis-1,2-Dichloroethene	ND	ug/L	0.50	0.38	1		03/04/22 01:59	156-59-2	
trans-1,2-Dichloroethene	ND	ug/L	0.50	0.40	1		03/04/22 01:59	156-60-5	
1,2-Dichloropropane	ND	ug/L	0.50	0.36	1		03/04/22 01:59	78-87-5	
1,3-Dichloropropane	ND	ug/L	0.50	0.28	1		03/04/22 01:59	142-28-9	
2,2-Dichloropropane	ND	ug/L	0.50	0.39	1		03/04/22 01:59	594-20-7	
1,1-Dichloropropene	ND	ug/L	0.50	0.43	1		03/04/22 01:59	563-58-6	
cis-1,3-Dichloropropene	ND	ug/L	0.50	0.36	1		03/04/22 01:59	10061-01-5	
trans-1,3-Dichloropropene	ND	ug/L	0.50	0.36	1		03/04/22 01:59	10061-02-6	

This report shall not be reproduced, except in full,
without the written consent of Pace Analytical Services, LLC.

Pace Analytical Services, LLC
9800 Kincey Ave. Suite 100
Huntersville, NC 28078
(704)875-9092

ANALYTICAL RESULTS

Project: CPC Huntersville-60674226
Pace Project No.: 92591151

Sample: FB-2-20220302 **Lab ID: 92591151023** Collected: 03/02/22 14:30 Received: 03/02/22 16:30 Matrix: Water

Parameters	Results	Units	Report Limit	MDL	DF	Prepared	Analyzed	CAS No.	Qual
6200B MSV	Analytical Method: SM 6200B								
	Pace Analytical Services - Charlotte								
Diisopropyl ether	ND	ug/L	0.50	0.31	1		03/04/22 01:59	108-20-3	
Ethylbenzene	ND	ug/L	0.50	0.30	1		03/04/22 01:59	100-41-4	
Hexachloro-1,3-butadiene	ND	ug/L	2.0	1.5	1		03/04/22 01:59	87-68-3	
Isopropylbenzene (Cumene)	ND	ug/L	0.50	0.33	1		03/04/22 01:59	98-82-8	
Methylene Chloride	ND	ug/L	2.0	2.0	1		03/04/22 01:59	75-09-2	
Methyl-tert-butyl ether	ND	ug/L	0.50	0.42	1		03/04/22 01:59	1634-04-4	
Naphthalene	ND	ug/L	2.0	0.64	1		03/04/22 01:59	91-20-3	
n-Propylbenzene	ND	ug/L	0.50	0.34	1		03/04/22 01:59	103-65-1	
Styrene	ND	ug/L	0.50	0.29	1		03/04/22 01:59	100-42-5	
1,1,1,2-Tetrachloroethane	ND	ug/L	0.50	0.31	1		03/04/22 01:59	630-20-6	
1,1,2,2-Tetrachloroethane	ND	ug/L	0.50	0.22	1		03/04/22 01:59	79-34-5	
Tetrachloroethene	ND	ug/L	0.50	0.29	1		03/04/22 01:59	127-18-4	
Toluene	ND	ug/L	0.50	0.48	1		03/04/22 01:59	108-88-3	
1,2,3-Trichlorobenzene	ND	ug/L	2.0	0.81	1		03/04/22 01:59	87-61-6	
1,2,4-Trichlorobenzene	ND	ug/L	2.0	0.64	1		03/04/22 01:59	120-82-1	
1,1,1-Trichloroethane	ND	ug/L	0.50	0.33	1		03/04/22 01:59	71-55-6	
1,1,2-Trichloroethane	ND	ug/L	0.50	0.32	1		03/04/22 01:59	79-00-5	
Trichloroethene	ND	ug/L	0.50	0.38	1		03/04/22 01:59	79-01-6	
Trichlorofluoromethane	ND	ug/L	1.0	0.30	1		03/04/22 01:59	75-69-4	
1,2,3-Trichloropropane	ND	ug/L	0.50	0.26	1		03/04/22 01:59	96-18-4	
1,2,4-Trimethylbenzene	ND	ug/L	0.50	0.50	1		03/04/22 01:59	95-63-6	
1,3,5-Trimethylbenzene	ND	ug/L	0.50	0.33	1		03/04/22 01:59	108-67-8	
Vinyl chloride	ND	ug/L	1.0	0.39	1		03/04/22 01:59	75-01-4	
m&p-Xylene	ND	ug/L	1.0	0.71	1		03/04/22 01:59	179601-23-1	
o-Xylene	ND	ug/L	0.50	0.34	1		03/04/22 01:59	95-47-6	
Surrogates									
1,2-Dichloroethane-d4 (S)	98	%	70-130		1		03/04/22 01:59	17060-07-0	
4-Bromofluorobenzene (S)	99	%	70-130		1		03/04/22 01:59	460-00-4	
Toluene-d8 (S)	101	%	70-130		1		03/04/22 01:59	2037-26-5	

This report shall not be reproduced, except in full,
without the written consent of Pace Analytical Services, LLC.

Pace Analytical Services, LLC
9800 Kincey Ave. Suite 100
Huntersville, NC 28078
(704)875-9092

ANALYTICAL RESULTS

Project: CPC Huntersville-60674226
Pace Project No.: 92591151

Sample: EB-2-20220302 **Lab ID: 92591151024** Collected: 03/02/22 15:30 Received: 03/02/22 16:30 Matrix: Water

Parameters	Results	Units	Report Limit	MDL	DF	Prepared	Analyzed	CAS No.	Qual
VPH NC Water	Analytical Method: MADEP VPH								
	Pace Analytical Services - Charlotte								
Total VPH (C5-C12)	ND	ug/L	50.0	50.0	1		03/05/22 09:02		N2
Aliphatic (C05-C08)	ND	ug/L	50.0	50.0	1		03/05/22 09:02		N2
Aliphatic(C09-C12) Adjusted	ND	ug/L	50.0	50.0	1		03/05/22 09:02		N2
Aromatic (C09-C10)	ND	ug/L	50.0	50.0	1		03/05/22 09:02		N2
Surrogates									
4-Bromofluorobenzene (FID) (S)	100	%	70-130		1		03/05/22 09:02	460-00-4	
4-Bromofluorobenzene (PID) (S)	89	%	70-130		1		03/05/22 09:02	460-00-4	
6020 MET ICPMS	Analytical Method: EPA 6020B Preparation Method: EPA 3010A								
	Pace Analytical Services - Asheville								
Lead	ND	ug/L	5.0	0.077	1	03/05/22 11:43	03/07/22 17:47	7439-92-1	
6200B MSV	Analytical Method: SM 6200B								
	Pace Analytical Services - Charlotte								
Benzene	ND	ug/L	0.50	0.34	1		03/04/22 02:17	71-43-2	
Bromobenzene	ND	ug/L	0.50	0.29	1		03/04/22 02:17	108-86-1	
Bromochloromethane	ND	ug/L	0.50	0.47	1		03/04/22 02:17	74-97-5	
Bromodichloromethane	ND	ug/L	0.50	0.31	1		03/04/22 02:17	75-27-4	
Bromoform	ND	ug/L	0.50	0.34	1		03/04/22 02:17	75-25-2	
Bromomethane	ND	ug/L	5.0	1.7	1		03/04/22 02:17	74-83-9	
n-Butylbenzene	ND	ug/L	0.50	0.49	1		03/04/22 02:17	104-51-8	
sec-Butylbenzene	ND	ug/L	0.50	0.40	1		03/04/22 02:17	135-98-8	
tert-Butylbenzene	ND	ug/L	0.50	0.32	1		03/04/22 02:17	98-06-6	
Carbon tetrachloride	ND	ug/L	0.50	0.33	1		03/04/22 02:17	56-23-5	
Chlorobenzene	ND	ug/L	0.50	0.28	1		03/04/22 02:17	108-90-7	
Chloroethane	ND	ug/L	1.0	0.65	1		03/04/22 02:17	75-00-3	
Chloroform	ND	ug/L	0.50	0.35	1		03/04/22 02:17	67-66-3	
Chloromethane	ND	ug/L	1.0	0.54	1		03/04/22 02:17	74-87-3	
2-Chlorotoluene	ND	ug/L	0.50	0.32	1		03/04/22 02:17	95-49-8	
4-Chlorotoluene	ND	ug/L	0.50	0.32	1		03/04/22 02:17	106-43-4	
1,2-Dibromo-3-chloropropane	ND	ug/L	1.0	0.34	1		03/04/22 02:17	96-12-8	
Dibromochloromethane	ND	ug/L	0.50	0.36	1		03/04/22 02:17	124-48-1	
1,2-Dibromoethane (EDB)	ND	ug/L	0.50	0.27	1		03/04/22 02:17	106-93-4	
Dibromomethane	ND	ug/L	0.50	0.39	1		03/04/22 02:17	74-95-3	
1,2-Dichlorobenzene	ND	ug/L	0.50	0.34	1		03/04/22 02:17	95-50-1	
1,3-Dichlorobenzene	ND	ug/L	0.50	0.34	1		03/04/22 02:17	541-73-1	
1,4-Dichlorobenzene	ND	ug/L	0.50	0.33	1		03/04/22 02:17	106-46-7	
Dichlorodifluoromethane	ND	ug/L	0.50	0.35	1		03/04/22 02:17	75-71-8	
1,1-Dichloroethane	ND	ug/L	0.50	0.37	1		03/04/22 02:17	75-34-3	
1,2-Dichloroethane	ND	ug/L	0.50	0.32	1		03/04/22 02:17	107-06-2	
1,1-Dichloroethene	ND	ug/L	0.50	0.35	1		03/04/22 02:17	75-35-4	
cis-1,2-Dichloroethene	ND	ug/L	0.50	0.38	1		03/04/22 02:17	156-59-2	
trans-1,2-Dichloroethene	ND	ug/L	0.50	0.40	1		03/04/22 02:17	156-60-5	
1,2-Dichloropropane	ND	ug/L	0.50	0.36	1		03/04/22 02:17	78-87-5	
1,3-Dichloropropane	ND	ug/L	0.50	0.28	1		03/04/22 02:17	142-28-9	

This report shall not be reproduced, except in full,
without the written consent of Pace Analytical Services, LLC.

Pace Analytical Services, LLC
9800 Kincey Ave. Suite 100
Huntersville, NC 28078
(704)875-9092

ANALYTICAL RESULTS

Project: CPC Huntersville-60674226
Pace Project No.: 92591151

Sample: EB-2-20220302 **Lab ID: 92591151024** Collected: 03/02/22 15:30 Received: 03/02/22 16:30 Matrix: Water

Parameters	Results	Units	Report Limit	MDL	DF	Prepared	Analyzed	CAS No.	Qual
6200B MSV	Analytical Method: SM 6200B								
	Pace Analytical Services - Charlotte								
2,2-Dichloropropane	ND	ug/L	0.50	0.39	1		03/04/22 02:17	594-20-7	
1,1-Dichloropropene	ND	ug/L	0.50	0.43	1		03/04/22 02:17	563-58-6	
cis-1,3-Dichloropropene	ND	ug/L	0.50	0.36	1		03/04/22 02:17	10061-01-5	
trans-1,3-Dichloropropene	ND	ug/L	0.50	0.36	1		03/04/22 02:17	10061-02-6	
Diisopropyl ether	ND	ug/L	0.50	0.31	1		03/04/22 02:17	108-20-3	
Ethylbenzene	ND	ug/L	0.50	0.30	1		03/04/22 02:17	100-41-4	
Hexachloro-1,3-butadiene	ND	ug/L	2.0	1.5	1		03/04/22 02:17	87-68-3	
Isopropylbenzene (Cumene)	ND	ug/L	0.50	0.33	1		03/04/22 02:17	98-82-8	
Methylene Chloride	ND	ug/L	2.0	2.0	1		03/04/22 02:17	75-09-2	
Methyl-tert-butyl ether	ND	ug/L	0.50	0.42	1		03/04/22 02:17	1634-04-4	
Naphthalene	ND	ug/L	2.0	0.64	1		03/04/22 02:17	91-20-3	
n-Propylbenzene	ND	ug/L	0.50	0.34	1		03/04/22 02:17	103-65-1	
Styrene	ND	ug/L	0.50	0.29	1		03/04/22 02:17	100-42-5	
1,1,1,2-Tetrachloroethane	ND	ug/L	0.50	0.31	1		03/04/22 02:17	630-20-6	
1,1,2,2-Tetrachloroethane	ND	ug/L	0.50	0.22	1		03/04/22 02:17	79-34-5	
Tetrachloroethene	ND	ug/L	0.50	0.29	1		03/04/22 02:17	127-18-4	
Toluene	ND	ug/L	0.50	0.48	1		03/04/22 02:17	108-88-3	
1,2,3-Trichlorobenzene	ND	ug/L	2.0	0.81	1		03/04/22 02:17	87-61-6	
1,2,4-Trichlorobenzene	ND	ug/L	2.0	0.64	1		03/04/22 02:17	120-82-1	
1,1,1-Trichloroethane	ND	ug/L	0.50	0.33	1		03/04/22 02:17	71-55-6	
1,1,2-Trichloroethane	ND	ug/L	0.50	0.32	1		03/04/22 02:17	79-00-5	
Trichloroethene	ND	ug/L	0.50	0.38	1		03/04/22 02:17	79-01-6	
Trichlorofluoromethane	ND	ug/L	1.0	0.30	1		03/04/22 02:17	75-69-4	
1,2,3-Trichloropropane	ND	ug/L	0.50	0.26	1		03/04/22 02:17	96-18-4	
1,2,4-Trimethylbenzene	ND	ug/L	0.50	0.50	1		03/04/22 02:17	95-63-6	
1,3,5-Trimethylbenzene	ND	ug/L	0.50	0.33	1		03/04/22 02:17	108-67-8	
Vinyl chloride	ND	ug/L	1.0	0.39	1		03/04/22 02:17	75-01-4	
m&p-Xylene	ND	ug/L	1.0	0.71	1		03/04/22 02:17	179601-23-1	
o-Xylene	ND	ug/L	0.50	0.34	1		03/04/22 02:17	95-47-6	
Surrogates									
1,2-Dichloroethane-d4 (S)	99	%	70-130		1		03/04/22 02:17	17060-07-0	
4-Bromofluorobenzene (S)	98	%	70-130		1		03/04/22 02:17	460-00-4	
Toluene-d8 (S)	101	%	70-130		1		03/04/22 02:17	2037-26-5	

This report shall not be reproduced, except in full,
without the written consent of Pace Analytical Services, LLC.

Pace Analytical Services, LLC
9800 Kincey Ave. Suite 100
Huntersville, NC 28078
(704)875-9092

ANALYTICAL RESULTS

Project: CPC Huntersville-60674226
Pace Project No.: 92591151

Sample: TRIP BLANK **Lab ID: 92591151025** Collected: 03/02/22 00:00 Received: 03/02/22 16:30 Matrix: Water

Parameters	Results	Units	Report Limit	MDL	DF	Prepared	Analyzed	CAS No.	Qual
6200B MSV	Analytical Method: SM 6200B								
	Pace Analytical Services - Charlotte								
Benzene	ND	ug/L	0.50	0.34	1		03/04/22 02:35	71-43-2	
Bromobenzene	ND	ug/L	0.50	0.29	1		03/04/22 02:35	108-86-1	
Bromochloromethane	ND	ug/L	0.50	0.47	1		03/04/22 02:35	74-97-5	
Bromodichloromethane	ND	ug/L	0.50	0.31	1		03/04/22 02:35	75-27-4	
Bromoform	ND	ug/L	0.50	0.34	1		03/04/22 02:35	75-25-2	
Bromomethane	ND	ug/L	5.0	1.7	1		03/04/22 02:35	74-83-9	
n-Butylbenzene	ND	ug/L	0.50	0.49	1		03/04/22 02:35	104-51-8	
sec-Butylbenzene	ND	ug/L	0.50	0.40	1		03/04/22 02:35	135-98-8	
tert-Butylbenzene	ND	ug/L	0.50	0.32	1		03/04/22 02:35	98-06-6	
Carbon tetrachloride	ND	ug/L	0.50	0.33	1		03/04/22 02:35	56-23-5	
Chlorobenzene	ND	ug/L	0.50	0.28	1		03/04/22 02:35	108-90-7	
Chloroethane	ND	ug/L	1.0	0.65	1		03/04/22 02:35	75-00-3	
Chloroform	ND	ug/L	0.50	0.35	1		03/04/22 02:35	67-66-3	
Chloromethane	ND	ug/L	1.0	0.54	1		03/04/22 02:35	74-87-3	
2-Chlorotoluene	ND	ug/L	0.50	0.32	1		03/04/22 02:35	95-49-8	
4-Chlorotoluene	ND	ug/L	0.50	0.32	1		03/04/22 02:35	106-43-4	
1,2-Dibromo-3-chloropropane	ND	ug/L	1.0	0.34	1		03/04/22 02:35	96-12-8	
Dibromochloromethane	ND	ug/L	0.50	0.36	1		03/04/22 02:35	124-48-1	
1,2-Dibromoethane (EDB)	ND	ug/L	0.50	0.27	1		03/04/22 02:35	106-93-4	
Dibromomethane	ND	ug/L	0.50	0.39	1		03/04/22 02:35	74-95-3	
1,2-Dichlorobenzene	ND	ug/L	0.50	0.34	1		03/04/22 02:35	95-50-1	
1,3-Dichlorobenzene	ND	ug/L	0.50	0.34	1		03/04/22 02:35	541-73-1	
1,4-Dichlorobenzene	ND	ug/L	0.50	0.33	1		03/04/22 02:35	106-46-7	
Dichlorodifluoromethane	ND	ug/L	0.50	0.35	1		03/04/22 02:35	75-71-8	
1,1-Dichloroethane	ND	ug/L	0.50	0.37	1		03/04/22 02:35	75-34-3	
1,2-Dichloroethane	ND	ug/L	0.50	0.32	1		03/04/22 02:35	107-06-2	
1,1-Dichloroethene	ND	ug/L	0.50	0.35	1		03/04/22 02:35	75-35-4	
cis-1,2-Dichloroethene	ND	ug/L	0.50	0.38	1		03/04/22 02:35	156-59-2	
trans-1,2-Dichloroethene	ND	ug/L	0.50	0.40	1		03/04/22 02:35	156-60-5	
1,2-Dichloropropane	ND	ug/L	0.50	0.36	1		03/04/22 02:35	78-87-5	
1,3-Dichloropropane	ND	ug/L	0.50	0.28	1		03/04/22 02:35	142-28-9	
2,2-Dichloropropane	ND	ug/L	0.50	0.39	1		03/04/22 02:35	594-20-7	
1,1-Dichloropropene	ND	ug/L	0.50	0.43	1		03/04/22 02:35	563-58-6	
cis-1,3-Dichloropropene	ND	ug/L	0.50	0.36	1		03/04/22 02:35	10061-01-5	
trans-1,3-Dichloropropene	ND	ug/L	0.50	0.36	1		03/04/22 02:35	10061-02-6	
Diisopropyl ether	ND	ug/L	0.50	0.31	1		03/04/22 02:35	108-20-3	
Ethylbenzene	ND	ug/L	0.50	0.30	1		03/04/22 02:35	100-41-4	
Hexachloro-1,3-butadiene	ND	ug/L	2.0	1.5	1		03/04/22 02:35	87-68-3	
Isopropylbenzene (Cumene)	ND	ug/L	0.50	0.33	1		03/04/22 02:35	98-82-8	
Methylene Chloride	ND	ug/L	2.0	2.0	1		03/04/22 02:35	75-09-2	
Methyl-tert-butyl ether	ND	ug/L	0.50	0.42	1		03/04/22 02:35	1634-04-4	
Naphthalene	ND	ug/L	2.0	0.64	1		03/04/22 02:35	91-20-3	
n-Propylbenzene	ND	ug/L	0.50	0.34	1		03/04/22 02:35	103-65-1	
Styrene	ND	ug/L	0.50	0.29	1		03/04/22 02:35	100-42-5	
1,1,1,2-Tetrachloroethane	ND	ug/L	0.50	0.31	1		03/04/22 02:35	630-20-6	

This report shall not be reproduced, except in full,
without the written consent of Pace Analytical Services, LLC.

Pace Analytical Services, LLC
9800 Kincey Ave. Suite 100
Huntersville, NC 28078
(704)875-9092

ANALYTICAL RESULTS

Project: CPC Huntersville-60674226
Pace Project No.: 92591151

Sample: TRIP BLANK **Lab ID: 92591151025** Collected: 03/02/22 00:00 Received: 03/02/22 16:30 Matrix: Water

Parameters	Results	Units	Report Limit	MDL	DF	Prepared	Analyzed	CAS No.	Qual
6200B MSV	Analytical Method: SM 6200B								
	Pace Analytical Services - Charlotte								
1,1,2,2-Tetrachloroethane	ND	ug/L	0.50	0.22	1		03/04/22 02:35	79-34-5	
Tetrachloroethene	ND	ug/L	0.50	0.29	1		03/04/22 02:35	127-18-4	
Toluene	ND	ug/L	0.50	0.48	1		03/04/22 02:35	108-88-3	
1,2,3-Trichlorobenzene	ND	ug/L	2.0	0.81	1		03/04/22 02:35	87-61-6	
1,2,4-Trichlorobenzene	ND	ug/L	2.0	0.64	1		03/04/22 02:35	120-82-1	
1,1,1-Trichloroethane	ND	ug/L	0.50	0.33	1		03/04/22 02:35	71-55-6	
1,1,2-Trichloroethane	ND	ug/L	0.50	0.32	1		03/04/22 02:35	79-00-5	
Trichloroethene	ND	ug/L	0.50	0.38	1		03/04/22 02:35	79-01-6	
Trichlorofluoromethane	ND	ug/L	1.0	0.30	1		03/04/22 02:35	75-69-4	
1,2,3-Trichloropropane	ND	ug/L	0.50	0.26	1		03/04/22 02:35	96-18-4	
1,2,4-Trimethylbenzene	ND	ug/L	0.50	0.50	1		03/04/22 02:35	95-63-6	
1,3,5-Trimethylbenzene	ND	ug/L	0.50	0.33	1		03/04/22 02:35	108-67-8	
Vinyl chloride	ND	ug/L	1.0	0.39	1		03/04/22 02:35	75-01-4	
m&p-Xylene	ND	ug/L	1.0	0.71	1		03/04/22 02:35	179601-23-1	
o-Xylene	ND	ug/L	0.50	0.34	1		03/04/22 02:35	95-47-6	
Surrogates									
1,2-Dichloroethane-d4 (S)	101	%	70-130		1		03/04/22 02:35	17060-07-0	
4-Bromofluorobenzene (S)	100	%	70-130		1		03/04/22 02:35	460-00-4	
Toluene-d8 (S)	103	%	70-130		1		03/04/22 02:35	2037-26-5	

This report shall not be reproduced, except in full,
without the written consent of Pace Analytical Services, LLC.

Pace Analytical Services, LLC
9800 Kincey Ave. Suite 100
Huntersville, NC 28078
(704)875-9092

ANALYTICAL RESULTS

Project: CPC Huntersville-60674226
Pace Project No.: 92591151

Sample: MW-89 **Lab ID: 92591151026** Collected: 03/02/22 14:50 Received: 03/02/22 16:30 Matrix: Water

Parameters	Results	Units	Report Limit	MDL	DF	Prepared	Analyzed	CAS No.	Qual
VPH NC Water	Analytical Method: MADEP VPH								
	Pace Analytical Services - Charlotte								
Total VPH (C5-C12)	ND	ug/L	50.0	50.0	1		03/05/22 09:31		N2
Aliphatic (C05-C08)	ND	ug/L	50.0	50.0	1		03/05/22 09:31		N2
Aliphatic(C09-C12) Adjusted	ND	ug/L	50.0	50.0	1		03/05/22 09:31		N2
Aromatic (C09-C10)	ND	ug/L	50.0	50.0	1		03/05/22 09:31		N2
Surrogates									
4-Bromofluorobenzene (FID) (S)	100	%	70-130		1		03/05/22 09:31	460-00-4	
4-Bromofluorobenzene (PID) (S)	88	%	70-130		1		03/05/22 09:31	460-00-4	
6020 MET ICPMS	Analytical Method: EPA 6020B Preparation Method: EPA 3010A								
	Pace Analytical Services - Asheville								
Lead	**32.8**	ug/L	25.0	0.38	5	03/05/22 11:43	03/07/22 17:51	7439-92-1	
6200B MSV	Analytical Method: SM 6200B								
	Pace Analytical Services - Charlotte								
Benzene	ND	ug/L	0.50	0.34	1		03/04/22 03:11	71-43-2	
Bromobenzene	ND	ug/L	0.50	0.29	1		03/04/22 03:11	108-86-1	
Bromochloromethane	ND	ug/L	0.50	0.47	1		03/04/22 03:11	74-97-5	
Bromodichloromethane	ND	ug/L	0.50	0.31	1		03/04/22 03:11	75-27-4	
Bromoform	ND	ug/L	0.50	0.34	1		03/04/22 03:11	75-25-2	
Bromomethane	ND	ug/L	5.0	1.7	1		03/04/22 03:11	74-83-9	
n-Butylbenzene	ND	ug/L	0.50	0.49	1		03/04/22 03:11	104-51-8	
sec-Butylbenzene	ND	ug/L	0.50	0.40	1		03/04/22 03:11	135-98-8	
tert-Butylbenzene	ND	ug/L	0.50	0.32	1		03/04/22 03:11	98-06-6	
Carbon tetrachloride	ND	ug/L	0.50	0.33	1		03/04/22 03:11	56-23-5	
Chlorobenzene	ND	ug/L	0.50	0.28	1		03/04/22 03:11	108-90-7	
Chloroethane	ND	ug/L	1.0	0.65	1		03/04/22 03:11	75-00-3	
Chloroform	ND	ug/L	0.50	0.35	1		03/04/22 03:11	67-66-3	
Chloromethane	ND	ug/L	1.0	0.54	1		03/04/22 03:11	74-87-3	
2-Chlorotoluene	ND	ug/L	0.50	0.32	1		03/04/22 03:11	95-49-8	
4-Chlorotoluene	ND	ug/L	0.50	0.32	1		03/04/22 03:11	106-43-4	
1,2-Dibromo-3-chloropropane	ND	ug/L	1.0	0.34	1		03/04/22 03:11	96-12-8	
Dibromochloromethane	ND	ug/L	0.50	0.36	1		03/04/22 03:11	124-48-1	
1,2-Dibromoethane (EDB)	ND	ug/L	0.50	0.27	1		03/04/22 03:11	106-93-4	
Dibromomethane	ND	ug/L	0.50	0.39	1		03/04/22 03:11	74-95-3	
1,2-Dichlorobenzene	ND	ug/L	0.50	0.34	1		03/04/22 03:11	95-50-1	
1,3-Dichlorobenzene	ND	ug/L	0.50	0.34	1		03/04/22 03:11	541-73-1	
1,4-Dichlorobenzene	ND	ug/L	0.50	0.33	1		03/04/22 03:11	106-46-7	
Dichlorodifluoromethane	ND	ug/L	0.50	0.35	1		03/04/22 03:11	75-71-8	
1,1-Dichloroethane	ND	ug/L	0.50	0.37	1		03/04/22 03:11	75-34-3	
1,2-Dichloroethane	ND	ug/L	0.50	0.32	1		03/04/22 03:11	107-06-2	
1,1-Dichloroethene	ND	ug/L	0.50	0.35	1		03/04/22 03:11	75-35-4	
cis-1,2-Dichloroethene	ND	ug/L	0.50	0.38	1		03/04/22 03:11	156-59-2	
trans-1,2-Dichloroethene	ND	ug/L	0.50	0.40	1		03/04/22 03:11	156-60-5	
1,2-Dichloropropane	ND	ug/L	0.50	0.36	1		03/04/22 03:11	78-87-5	
1,3-Dichloropropane	ND	ug/L	0.50	0.28	1		03/04/22 03:11	142-28-9	

This report shall not be reproduced, except in full,
without the written consent of Pace Analytical Services, LLC.

Pace Analytical Services, LLC
9800 Kincey Ave. Suite 100
Huntersville, NC 28078
(704)875-9092

ANALYTICAL RESULTS

Project: CPC Huntersville-60674226
Pace Project No.: 92591151

Sample: MW-89 **Lab ID: 92591151026** Collected: 03/02/22 14:50 Received: 03/02/22 16:30 Matrix: Water

Parameters	Results	Units	Report Limit	MDL	DF	Prepared	Analyzed	CAS No.	Qual
6200B MSV	Analytical Method: SM 6200B								
	Pace Analytical Services - Charlotte								
2,2-Dichloropropane	ND	ug/L	0.50	0.39	1		03/04/22 03:11	594-20-7	
1,1-Dichloropropene	ND	ug/L	0.50	0.43	1		03/04/22 03:11	563-58-6	
cis-1,3-Dichloropropene	ND	ug/L	0.50	0.36	1		03/04/22 03:11	10061-01-5	
trans-1,3-Dichloropropene	ND	ug/L	0.50	0.36	1		03/04/22 03:11	10061-02-6	
Diisopropyl ether	ND	ug/L	0.50	0.31	1		03/04/22 03:11	108-20-3	
Ethylbenzene	ND	ug/L	0.50	0.30	1		03/04/22 03:11	100-41-4	
Hexachloro-1,3-butadiene	ND	ug/L	2.0	1.5	1		03/04/22 03:11	87-68-3	
Isopropylbenzene (Cumene)	ND	ug/L	0.50	0.33	1		03/04/22 03:11	98-82-8	
Methylene Chloride	ND	ug/L	2.0	2.0	1		03/04/22 03:11	75-09-2	
Methyl-tert-butyl ether	ND	ug/L	0.50	0.42	1		03/04/22 03:11	1634-04-4	
Naphthalene	ND	ug/L	2.0	0.64	1		03/04/22 03:11	91-20-3	
n-Propylbenzene	ND	ug/L	0.50	0.34	1		03/04/22 03:11	103-65-1	
Styrene	ND	ug/L	0.50	0.29	1		03/04/22 03:11	100-42-5	
1,1,1,2-Tetrachloroethane	ND	ug/L	0.50	0.31	1		03/04/22 03:11	630-20-6	
1,1,2,2-Tetrachloroethane	ND	ug/L	0.50	0.22	1		03/04/22 03:11	79-34-5	
Tetrachloroethene	ND	ug/L	0.50	0.29	1		03/04/22 03:11	127-18-4	
Toluene	ND	ug/L	0.50	0.48	1		03/04/22 03:11	108-88-3	
1,2,3-Trichlorobenzene	ND	ug/L	2.0	0.81	1		03/04/22 03:11	87-61-6	
1,2,4-Trichlorobenzene	ND	ug/L	2.0	0.64	1		03/04/22 03:11	120-82-1	
1,1,1-Trichloroethane	ND	ug/L	0.50	0.33	1		03/04/22 03:11	71-55-6	
1,1,2-Trichloroethane	ND	ug/L	0.50	0.32	1		03/04/22 03:11	79-00-5	
Trichloroethene	ND	ug/L	0.50	0.38	1		03/04/22 03:11	79-01-6	
Trichlorofluoromethane	ND	ug/L	1.0	0.30	1		03/04/22 03:11	75-69-4	
1,2,3-Trichloropropane	ND	ug/L	0.50	0.26	1		03/04/22 03:11	96-18-4	
1,2,4-Trimethylbenzene	ND	ug/L	0.50	0.50	1		03/04/22 03:11	95-63-6	
1,3,5-Trimethylbenzene	ND	ug/L	0.50	0.33	1		03/04/22 03:11	108-67-8	
Vinyl chloride	ND	ug/L	1.0	0.39	1		03/04/22 03:11	75-01-4	
m&p-Xylene	ND	ug/L	1.0	0.71	1		03/04/22 03:11	179601-23-1	
o-Xylene	ND	ug/L	0.50	0.34	1		03/04/22 03:11	95-47-6	
Surrogates									
1,2-Dichloroethane-d4 (S)	104	%	70-130		1		03/04/22 03:11	17060-07-0	
4-Bromofluorobenzene (S)	98	%	70-130		1		03/04/22 03:11	460-00-4	
Toluene-d8 (S)	102	%	70-130		1		03/04/22 03:11	2037-26-5	

This report shall not be reproduced, except in full,
without the written consent of Pace Analytical Services, LLC.

Pace Analytical Services, LLC
9800 Kincey Ave. Suite 100
Huntersville, NC 28078
(704)875-9092

ANALYTICAL RESULTS

Project: CPC Huntersville-60674226
Pace Project No.: 92591151

Sample: MW-56 **Lab ID: 92591151027** Collected: 03/02/22 15:00 Received: 03/02/22 16:30 Matrix: Water

Parameters	Results	Units	Report Limit	MDL	DF	Prepared	Analyzed	CAS No.	Qual
VPH NC Water	Analytical Method: MADEP VPH								
	Pace Analytical Services - Charlotte								
Total VPH (C5-C12)	ND	ug/L	50.0	50.0	1		03/05/22 10:00		N2
Aliphatic (C05-C08)	ND	ug/L	50.0	50.0	1		03/05/22 10:00		N2
Aliphatic(C09-C12) Adjusted	ND	ug/L	50.0	50.0	1		03/05/22 10:00		N2
Aromatic (C09-C10)	ND	ug/L	50.0	50.0	1		03/05/22 10:00		N2
Surrogates									
4-Bromofluorobenzene (FID) (S)	99	%	70-130		1		03/05/22 10:00	460-00-4	
4-Bromofluorobenzene (PID) (S)	88	%	70-130		1		03/05/22 10:00	460-00-4	
6020 MET ICPMS	Analytical Method: EPA 6020B Preparation Method: EPA 3010A								
	Pace Analytical Services - Asheville								
Lead	ND	ug/L	5.0	0.077	1	03/05/22 11:43	03/07/22 17:54	7439-92-1	
6200B MSV	Analytical Method: SM 6200B								
	Pace Analytical Services - Charlotte								
Benzene	ND	ug/L	0.50	0.34	1		03/04/22 03:29	71-43-2	
Bromobenzene	ND	ug/L	0.50	0.29	1		03/04/22 03:29	108-86-1	
Bromochloromethane	ND	ug/L	0.50	0.47	1		03/04/22 03:29	74-97-5	
Bromodichloromethane	ND	ug/L	0.50	0.31	1		03/04/22 03:29	75-27-4	
Bromoform	ND	ug/L	0.50	0.34	1		03/04/22 03:29	75-25-2	
Bromomethane	ND	ug/L	5.0	1.7	1		03/04/22 03:29	74-83-9	
n-Butylbenzene	ND	ug/L	0.50	0.49	1		03/04/22 03:29	104-51-8	
sec-Butylbenzene	ND	ug/L	0.50	0.40	1		03/04/22 03:29	135-98-8	
tert-Butylbenzene	ND	ug/L	0.50	0.32	1		03/04/22 03:29	98-06-6	
Carbon tetrachloride	ND	ug/L	0.50	0.33	1		03/04/22 03:29	56-23-5	
Chlorobenzene	ND	ug/L	0.50	0.28	1		03/04/22 03:29	108-90-7	
Chloroethane	ND	ug/L	1.0	0.65	1		03/04/22 03:29	75-00-3	
Chloroform	ND	ug/L	0.50	0.35	1		03/04/22 03:29	67-66-3	
Chloromethane	ND	ug/L	1.0	0.54	1		03/04/22 03:29	74-87-3	
2-Chlorotoluene	ND	ug/L	0.50	0.32	1		03/04/22 03:29	95-49-8	
4-Chlorotoluene	ND	ug/L	0.50	0.32	1		03/04/22 03:29	106-43-4	
1,2-Dibromo-3-chloropropane	ND	ug/L	1.0	0.34	1		03/04/22 03:29	96-12-8	
Dibromochloromethane	ND	ug/L	0.50	0.36	1		03/04/22 03:29	124-48-1	
1,2-Dibromoethane (EDB)	ND	ug/L	0.50	0.27	1		03/04/22 03:29	106-93-4	
Dibromomethane	ND	ug/L	0.50	0.39	1		03/04/22 03:29	74-95-3	
1,2-Dichlorobenzene	ND	ug/L	0.50	0.34	1		03/04/22 03:29	95-50-1	
1,3-Dichlorobenzene	ND	ug/L	0.50	0.34	1		03/04/22 03:29	541-73-1	
1,4-Dichlorobenzene	ND	ug/L	0.50	0.33	1		03/04/22 03:29	106-46-7	
Dichlorodifluoromethane	ND	ug/L	0.50	0.35	1		03/04/22 03:29	75-71-8	
1,1-Dichloroethane	ND	ug/L	0.50	0.37	1		03/04/22 03:29	75-34-3	
1,2-Dichloroethane	ND	ug/L	0.50	0.32	1		03/04/22 03:29	107-06-2	
1,1-Dichloroethene	ND	ug/L	0.50	0.35	1		03/04/22 03:29	75-35-4	
cis-1,2-Dichloroethene	ND	ug/L	0.50	0.38	1		03/04/22 03:29	156-59-2	
trans-1,2-Dichloroethene	ND	ug/L	0.50	0.40	1		03/04/22 03:29	156-60-5	
1,2-Dichloropropane	ND	ug/L	0.50	0.36	1		03/04/22 03:29	78-87-5	
1,3-Dichloropropane	ND	ug/L	0.50	0.28	1		03/04/22 03:29	142-28-9	

This report shall not be reproduced, except in full,
without the written consent of Pace Analytical Services, LLC.

Pace Analytical Services, LLC
9800 Kincey Ave. Suite 100
Huntersville, NC 28078
(704)875-9092

ANALYTICAL RESULTS

Project: CPC Huntersville-60674226
Pace Project No.: 92591151

Sample: MW-56 **Lab ID: 92591151027** Collected: 03/02/22 15:00 Received: 03/02/22 16:30 Matrix: Water

Parameters	Results	Units	Report Limit	MDL	DF	Prepared	Analyzed	CAS No.	Qual
6200B MSV	Analytical Method: SM 6200B								
	Pace Analytical Services - Charlotte								
2,2-Dichloropropane	ND	ug/L	0.50	0.39	1		03/04/22 03:29	594-20-7	
1,1-Dichloropropene	ND	ug/L	0.50	0.43	1		03/04/22 03:29	563-58-6	
cis-1,3-Dichloropropene	ND	ug/L	0.50	0.36	1		03/04/22 03:29	10061-01-5	
trans-1,3-Dichloropropene	ND	ug/L	0.50	0.36	1		03/04/22 03:29	10061-02-6	
Diisopropyl ether	ND	ug/L	0.50	0.31	1		03/04/22 03:29	108-20-3	
Ethylbenzene	ND	ug/L	0.50	0.30	1		03/04/22 03:29	100-41-4	
Hexachloro-1,3-butadiene	ND	ug/L	2.0	1.5	1		03/04/22 03:29	87-68-3	
Isopropylbenzene (Cumene)	ND	ug/L	0.50	0.33	1		03/04/22 03:29	98-82-8	
Methylene Chloride	ND	ug/L	2.0	2.0	1		03/04/22 03:29	75-09-2	
Methyl-tert-butyl ether	ND	ug/L	0.50	0.42	1		03/04/22 03:29	1634-04-4	
Naphthalene	ND	ug/L	2.0	0.64	1		03/04/22 03:29	91-20-3	
n-Propylbenzene	ND	ug/L	0.50	0.34	1		03/04/22 03:29	103-65-1	
Styrene	ND	ug/L	0.50	0.29	1		03/04/22 03:29	100-42-5	
1,1,1,2-Tetrachloroethane	ND	ug/L	0.50	0.31	1		03/04/22 03:29	630-20-6	
1,1,2,2-Tetrachloroethane	ND	ug/L	0.50	0.22	1		03/04/22 03:29	79-34-5	
Tetrachloroethene	ND	ug/L	0.50	0.29	1		03/04/22 03:29	127-18-4	
Toluene	ND	ug/L	0.50	0.48	1		03/04/22 03:29	108-88-3	
1,2,3-Trichlorobenzene	ND	ug/L	2.0	0.81	1		03/04/22 03:29	87-61-6	
1,2,4-Trichlorobenzene	ND	ug/L	2.0	0.64	1		03/04/22 03:29	120-82-1	
1,1,1-Trichloroethane	ND	ug/L	0.50	0.33	1		03/04/22 03:29	71-55-6	
1,1,2-Trichloroethane	ND	ug/L	0.50	0.32	1		03/04/22 03:29	79-00-5	
Trichloroethene	ND	ug/L	0.50	0.38	1		03/04/22 03:29	79-01-6	
Trichlorofluoromethane	ND	ug/L	1.0	0.30	1		03/04/22 03:29	75-69-4	
1,2,3-Trichloropropane	ND	ug/L	0.50	0.26	1		03/04/22 03:29	96-18-4	
1,2,4-Trimethylbenzene	ND	ug/L	0.50	0.50	1		03/04/22 03:29	95-63-6	
1,3,5-Trimethylbenzene	ND	ug/L	0.50	0.33	1		03/04/22 03:29	108-67-8	
Vinyl chloride	ND	ug/L	1.0	0.39	1		03/04/22 03:29	75-01-4	
m&p-Xylene	ND	ug/L	1.0	0.71	1		03/04/22 03:29	179601-23-1	
o-Xylene	ND	ug/L	0.50	0.34	1		03/04/22 03:29	95-47-6	
Surrogates									
1,2-Dichloroethane-d4 (S)	100	%	70-130		1		03/04/22 03:29	17060-07-0	
4-Bromofluorobenzene (S)	98	%	70-130		1		03/04/22 03:29	460-00-4	
Toluene-d8 (S)	105	%	70-130		1		03/04/22 03:29	2037-26-5	

This report shall not be reproduced, except in full,
without the written consent of Pace Analytical Services, LLC.

Pace Analytical Services, LLC
9800 Kincey Ave. Suite 100
Huntersville, NC 28078
(704)875-9092

ANALYTICAL RESULTS

Project: CPC Huntersville-60674226
Pace Project No.: 92591151

Sample: DUP-2-20220302 **Lab ID: 92591151028** Collected: 03/02/22 00:00 Received: 03/02/22 16:30 Matrix: Water

Parameters	Results	Units	Report Limit	MDL	DF	Prepared	Analyzed	CAS No.	Qual
VPH NC Water	Analytical Method: MADEP VPH								
	Pace Analytical Services - Charlotte								
Total VPH (C5-C12)	ND	ug/L	50.0	50.0	1		03/05/22 10:28		N2
Aliphatic (C05-C08)	ND	ug/L	50.0	50.0	1		03/05/22 10:28		N2
Aliphatic(C09-C12) Adjusted	ND	ug/L	50.0	50.0	1		03/05/22 10:28		N2
Aromatic (C09-C10)	ND	ug/L	50.0	50.0	1		03/05/22 10:28		N2
Surrogates									
4-Bromofluorobenzene (FID) (S)	107	%	70-130		1		03/05/22 10:28	460-00-4	
4-Bromofluorobenzene (PID) (S)	91	%	70-130		1		03/05/22 10:28	460-00-4	
6020 MET ICPMS	Analytical Method: EPA 6020B Preparation Method: EPA 3010A								
	Pace Analytical Services - Asheville								
Lead	ND	ug/L	5.0	0.077	1	03/05/22 11:43	03/07/22 17:58	7439-92-1	
6200B MSV	Analytical Method: SM 6200B								
	Pace Analytical Services - Charlotte								
Benzene	ND	ug/L	0.50	0.34	1		03/04/22 03:48	71-43-2	
Bromobenzene	ND	ug/L	0.50	0.29	1		03/04/22 03:48	108-86-1	
Bromochloromethane	ND	ug/L	0.50	0.47	1		03/04/22 03:48	74-97-5	
Bromodichloromethane	ND	ug/L	0.50	0.31	1		03/04/22 03:48	75-27-4	
Bromoform	ND	ug/L	0.50	0.34	1		03/04/22 03:48	75-25-2	
Bromomethane	ND	ug/L	5.0	1.7	1		03/04/22 03:48	74-83-9	
n-Butylbenzene	ND	ug/L	0.50	0.49	1		03/04/22 03:48	104-51-8	
sec-Butylbenzene	ND	ug/L	0.50	0.40	1		03/04/22 03:48	135-98-8	
tert-Butylbenzene	ND	ug/L	0.50	0.32	1		03/04/22 03:48	98-06-6	
Carbon tetrachloride	ND	ug/L	0.50	0.33	1		03/04/22 03:48	56-23-5	
Chlorobenzene	ND	ug/L	0.50	0.28	1		03/04/22 03:48	108-90-7	
Chloroethane	ND	ug/L	1.0	0.65	1		03/04/22 03:48	75-00-3	
Chloroform	ND	ug/L	0.50	0.35	1		03/04/22 03:48	67-66-3	
Chloromethane	ND	ug/L	1.0	0.54	1		03/04/22 03:48	74-87-3	
2-Chlorotoluene	ND	ug/L	0.50	0.32	1		03/04/22 03:48	95-49-8	
4-Chlorotoluene	ND	ug/L	0.50	0.32	1		03/04/22 03:48	106-43-4	
1,2-Dibromo-3-chloropropane	ND	ug/L	1.0	0.34	1		03/04/22 03:48	96-12-8	
Dibromochloromethane	ND	ug/L	0.50	0.36	1		03/04/22 03:48	124-48-1	
1,2-Dibromoethane (EDB)	ND	ug/L	0.50	0.27	1		03/04/22 03:48	106-93-4	
Dibromomethane	ND	ug/L	0.50	0.39	1		03/04/22 03:48	74-95-3	
1,2-Dichlorobenzene	ND	ug/L	0.50	0.34	1		03/04/22 03:48	95-50-1	
1,3-Dichlorobenzene	ND	ug/L	0.50	0.34	1		03/04/22 03:48	541-73-1	
1,4-Dichlorobenzene	ND	ug/L	0.50	0.33	1		03/04/22 03:48	106-46-7	
Dichlorodifluoromethane	ND	ug/L	0.50	0.35	1		03/04/22 03:48	75-71-8	
1,1-Dichloroethane	ND	ug/L	0.50	0.37	1		03/04/22 03:48	75-34-3	
1,2-Dichloroethane	ND	ug/L	0.50	0.32	1		03/04/22 03:48	107-06-2	
1,1-Dichloroethene	ND	ug/L	0.50	0.35	1		03/04/22 03:48	75-35-4	
cis-1,2-Dichloroethene	ND	ug/L	0.50	0.38	1		03/04/22 03:48	156-59-2	
trans-1,2-Dichloroethene	ND	ug/L	0.50	0.40	1		03/04/22 03:48	156-60-5	
1,2-Dichloropropane	ND	ug/L	0.50	0.36	1		03/04/22 03:48	78-87-5	
1,3-Dichloropropane	ND	ug/L	0.50	0.28	1		03/04/22 03:48	142-28-9	

This report shall not be reproduced, except in full,
without the written consent of Pace Analytical Services, LLC.

Pace Analytical Services, LLC
9800 Kincey Ave. Suite 100
Huntersville, NC 28078
(704)875-9092

ANALYTICAL RESULTS

Project: CPC Huntersville-60674226
Pace Project No.: 92591151

Sample: DUP-2-20220302 **Lab ID: 92591151028** Collected: 03/02/22 00:00 Received: 03/02/22 16:30 Matrix: Water

Parameters	Results	Units	Report Limit	MDL	DF	Prepared	Analyzed	CAS No.	Qual
6200B MSV	Analytical Method: SM 6200B								
	Pace Analytical Services - Charlotte								
2,2-Dichloropropane	ND	ug/L	0.50	0.39	1		03/04/22 03:48	594-20-7	
1,1-Dichloropropene	ND	ug/L	0.50	0.43	1		03/04/22 03:48	563-58-6	
cis-1,3-Dichloropropene	ND	ug/L	0.50	0.36	1		03/04/22 03:48	10061-01-5	
trans-1,3-Dichloropropene	ND	ug/L	0.50	0.36	1		03/04/22 03:48	10061-02-6	
Diisopropyl ether	ND	ug/L	0.50	0.31	1		03/04/22 03:48	108-20-3	
Ethylbenzene	ND	ug/L	0.50	0.30	1		03/04/22 03:48	100-41-4	
Hexachloro-1,3-butadiene	ND	ug/L	2.0	1.5	1		03/04/22 03:48	87-68-3	
Isopropylbenzene (Cumene)	ND	ug/L	0.50	0.33	1		03/04/22 03:48	98-82-8	
Methylene Chloride	ND	ug/L	2.0	2.0	1		03/04/22 03:48	75-09-2	
Methyl-tert-butyl ether	ND	ug/L	0.50	0.42	1		03/04/22 03:48	1634-04-4	
Naphthalene	ND	ug/L	2.0	0.64	1		03/04/22 03:48	91-20-3	
n-Propylbenzene	ND	ug/L	0.50	0.34	1		03/04/22 03:48	103-65-1	
Styrene	ND	ug/L	0.50	0.29	1		03/04/22 03:48	100-42-5	
1,1,1,2-Tetrachloroethane	ND	ug/L	0.50	0.31	1		03/04/22 03:48	630-20-6	
1,1,2,2-Tetrachloroethane	ND	ug/L	0.50	0.22	1		03/04/22 03:48	79-34-5	
Tetrachloroethene	ND	ug/L	0.50	0.29	1		03/04/22 03:48	127-18-4	
Toluene	ND	ug/L	0.50	0.48	1		03/04/22 03:48	108-88-3	
1,2,3-Trichlorobenzene	ND	ug/L	2.0	0.81	1		03/04/22 03:48	87-61-6	
1,2,4-Trichlorobenzene	ND	ug/L	2.0	0.64	1		03/04/22 03:48	120-82-1	
1,1,1-Trichloroethane	ND	ug/L	0.50	0.33	1		03/04/22 03:48	71-55-6	
1,1,2-Trichloroethane	ND	ug/L	0.50	0.32	1		03/04/22 03:48	79-00-5	
Trichloroethene	ND	ug/L	0.50	0.38	1		03/04/22 03:48	79-01-6	
Trichlorofluoromethane	ND	ug/L	1.0	0.30	1		03/04/22 03:48	75-69-4	
1,2,3-Trichloropropane	ND	ug/L	0.50	0.26	1		03/04/22 03:48	96-18-4	
1,2,4-Trimethylbenzene	ND	ug/L	0.50	0.50	1		03/04/22 03:48	95-63-6	
1,3,5-Trimethylbenzene	ND	ug/L	0.50	0.33	1		03/04/22 03:48	108-67-8	
Vinyl chloride	ND	ug/L	1.0	0.39	1		03/04/22 03:48	75-01-4	
m&p-Xylene	ND	ug/L	1.0	0.71	1		03/04/22 03:48	179601-23-1	
o-Xylene	ND	ug/L	0.50	0.34	1		03/04/22 03:48	95-47-6	
Surrogates									
1,2-Dichloroethane-d4 (S)	101	%	70-130		1		03/04/22 03:48	17060-07-0	
4-Bromofluorobenzene (S)	98	%	70-130		1		03/04/22 03:48	460-00-4	
Toluene-d8 (S)	99	%	70-130		1		03/04/22 03:48	2037-26-5	

This report shall not be reproduced, except in full,
without the written consent of Pace Analytical Services, LLC.

Pace Analytical Services, LLC
9800 Kincey Ave. Suite 100
Huntersville, NC 28078
(704)875-9092

ANALYTICAL RESULTS

Project: CPC Huntersville-60674226
Pace Project No.: 92591151

Sample: MW-43 **Lab ID: 92591151029** Collected: 03/02/22 15:35 Received: 03/02/22 16:30 Matrix: Water

Parameters	Results	Units	Report Limit	MDL	DF	Prepared	Analyzed	CAS No.	Qual
VPH NC Water	Analytical Method: MADEP VPH								
	Pace Analytical Services - Charlotte								
Total VPH (C5-C12)	ND	ug/L	50.0	50.0	1		03/05/22 10:57		N2
Aliphatic (C05-C08)	ND	ug/L	50.0	50.0	1		03/05/22 10:57		N2
Aliphatic(C09-C12) Adjusted	ND	ug/L	50.0	50.0	1		03/05/22 10:57		N2
Aromatic (C09-C10)	ND	ug/L	50.0	50.0	1		03/05/22 10:57		N2
Surrogates									
4-Bromofluorobenzene (FID) (S)	101	%	70-130		1		03/05/22 10:57	460-00-4	
4-Bromofluorobenzene (PID) (S)	89	%	70-130		1		03/05/22 10:57	460-00-4	
6020 MET ICPMS	Analytical Method: EPA 6020B Preparation Method: EPA 3010A								
	Pace Analytical Services - Asheville								
Lead	ND	ug/L	5.0	0.077	1	03/05/22 11:43	03/07/22 18:02	7439-92-1	
6200B MSV	Analytical Method: SM 6200B								
	Pace Analytical Services - Charlotte								
Benzene	ND	ug/L	0.50	0.34	1		03/04/22 04:06	71-43-2	
Bromobenzene	ND	ug/L	0.50	0.29	1		03/04/22 04:06	108-86-1	
Bromochloromethane	ND	ug/L	0.50	0.47	1		03/04/22 04:06	74-97-5	
Bromodichloromethane	ND	ug/L	0.50	0.31	1		03/04/22 04:06	75-27-4	
Bromoform	ND	ug/L	0.50	0.34	1		03/04/22 04:06	75-25-2	
Bromomethane	ND	ug/L	5.0	1.7	1		03/04/22 04:06	74-83-9	
n-Butylbenzene	ND	ug/L	0.50	0.49	1		03/04/22 04:06	104-51-8	
sec-Butylbenzene	ND	ug/L	0.50	0.40	1		03/04/22 04:06	135-98-8	
tert-Butylbenzene	ND	ug/L	0.50	0.32	1		03/04/22 04:06	98-06-6	
Carbon tetrachloride	ND	ug/L	0.50	0.33	1		03/04/22 04:06	56-23-5	
Chlorobenzene	ND	ug/L	0.50	0.28	1		03/04/22 04:06	108-90-7	
Chloroethane	ND	ug/L	1.0	0.65	1		03/04/22 04:06	75-00-3	
Chloroform	ND	ug/L	0.50	0.35	1		03/04/22 04:06	67-66-3	
Chloromethane	ND	ug/L	1.0	0.54	1		03/04/22 04:06	74-87-3	
2-Chlorotoluene	ND	ug/L	0.50	0.32	1		03/04/22 04:06	95-49-8	
4-Chlorotoluene	ND	ug/L	0.50	0.32	1		03/04/22 04:06	106-43-4	
1,2-Dibromo-3-chloropropane	ND	ug/L	1.0	0.34	1		03/04/22 04:06	96-12-8	
Dibromochloromethane	ND	ug/L	0.50	0.36	1		03/04/22 04:06	124-48-1	
1,2-Dibromoethane (EDB)	ND	ug/L	0.50	0.27	1		03/04/22 04:06	106-93-4	
Dibromomethane	ND	ug/L	0.50	0.39	1		03/04/22 04:06	74-95-3	
1,2-Dichlorobenzene	ND	ug/L	0.50	0.34	1		03/04/22 04:06	95-50-1	
1,3-Dichlorobenzene	ND	ug/L	0.50	0.34	1		03/04/22 04:06	541-73-1	
1,4-Dichlorobenzene	ND	ug/L	0.50	0.33	1		03/04/22 04:06	106-46-7	
Dichlorodifluoromethane	ND	ug/L	0.50	0.35	1		03/04/22 04:06	75-71-8	
1,1-Dichloroethane	ND	ug/L	0.50	0.37	1		03/04/22 04:06	75-34-3	
1,2-Dichloroethane	ND	ug/L	0.50	0.32	1		03/04/22 04:06	107-06-2	
1,1-Dichloroethene	ND	ug/L	0.50	0.35	1		03/04/22 04:06	75-35-4	
cis-1,2-Dichloroethene	ND	ug/L	0.50	0.38	1		03/04/22 04:06	156-59-2	
trans-1,2-Dichloroethene	ND	ug/L	0.50	0.40	1		03/04/22 04:06	156-60-5	
1,2-Dichloropropane	ND	ug/L	0.50	0.36	1		03/04/22 04:06	78-87-5	
1,3-Dichloropropane	ND	ug/L	0.50	0.28	1		03/04/22 04:06	142-28-9	

This report shall not be reproduced, except in full,
without the written consent of Pace Analytical Services, LLC.

Pace Analytical Services, LLC
9800 Kincey Ave. Suite 100
Huntersville, NC 28078
(704)875-9092

ANALYTICAL RESULTS

Project: CPC Huntersville-60674226
Pace Project No.: 92591151

Sample: MW-43 **Lab ID: 92591151029** Collected: 03/02/22 15:35 Received: 03/02/22 16:30 Matrix: Water

Parameters	Results	Units	Report Limit	MDL	DF	Prepared	Analyzed	CAS No.	Qual
6200B MSV	Analytical Method: SM 6200B								
	Pace Analytical Services - Charlotte								
2,2-Dichloropropane	ND	ug/L	0.50	0.39	1		03/04/22 04:06	594-20-7	
1,1-Dichloropropene	ND	ug/L	0.50	0.43	1		03/04/22 04:06	563-58-6	
cis-1,3-Dichloropropene	ND	ug/L	0.50	0.36	1		03/04/22 04:06	10061-01-5	
trans-1,3-Dichloropropene	ND	ug/L	0.50	0.36	1		03/04/22 04:06	10061-02-6	
Diisopropyl ether	ND	ug/L	0.50	0.31	1		03/04/22 04:06	108-20-3	
Ethylbenzene	ND	ug/L	0.50	0.30	1		03/04/22 04:06	100-41-4	
Hexachloro-1,3-butadiene	ND	ug/L	2.0	1.5	1		03/04/22 04:06	87-68-3	
Isopropylbenzene (Cumene)	ND	ug/L	0.50	0.33	1		03/04/22 04:06	98-82-8	
Methylene Chloride	ND	ug/L	2.0	2.0	1		03/04/22 04:06	75-09-2	
Methyl-tert-butyl ether	ND	ug/L	0.50	0.42	1		03/04/22 04:06	1634-04-4	
Naphthalene	ND	ug/L	2.0	0.64	1		03/04/22 04:06	91-20-3	
n-Propylbenzene	ND	ug/L	0.50	0.34	1		03/04/22 04:06	103-65-1	
Styrene	ND	ug/L	0.50	0.29	1		03/04/22 04:06	100-42-5	
1,1,1,2-Tetrachloroethane	ND	ug/L	0.50	0.31	1		03/04/22 04:06	630-20-6	
1,1,2,2-Tetrachloroethane	ND	ug/L	0.50	0.22	1		03/04/22 04:06	79-34-5	
Tetrachloroethene	ND	ug/L	0.50	0.29	1		03/04/22 04:06	127-18-4	
Toluene	ND	ug/L	0.50	0.48	1		03/04/22 04:06	108-88-3	
1,2,3-Trichlorobenzene	ND	ug/L	2.0	0.81	1		03/04/22 04:06	87-61-6	
1,2,4-Trichlorobenzene	ND	ug/L	2.0	0.64	1		03/04/22 04:06	120-82-1	
1,1,1-Trichloroethane	ND	ug/L	0.50	0.33	1		03/04/22 04:06	71-55-6	
1,1,2-Trichloroethane	ND	ug/L	0.50	0.32	1		03/04/22 04:06	79-00-5	
Trichloroethene	ND	ug/L	0.50	0.38	1		03/04/22 04:06	79-01-6	
Trichlorofluoromethane	**0.68J**	ug/L	1.0	0.30	1		03/04/22 04:06	75-69-4	
1,2,3-Trichloropropane	ND	ug/L	0.50	0.26	1		03/04/22 04:06	96-18-4	
1,2,4-Trimethylbenzene	ND	ug/L	0.50	0.50	1		03/04/22 04:06	95-63-6	
1,3,5-Trimethylbenzene	ND	ug/L	0.50	0.33	1		03/04/22 04:06	108-67-8	
Vinyl chloride	ND	ug/L	1.0	0.39	1		03/04/22 04:06	75-01-4	
m&p-Xylene	ND	ug/L	1.0	0.71	1		03/04/22 04:06	179601-23-1	
o-Xylene	ND	ug/L	0.50	0.34	1		03/04/22 04:06	95-47-6	
Surrogates									
1,2-Dichloroethane-d4 (S)	100	%	70-130		1		03/04/22 04:06	17060-07-0	
4-Bromofluorobenzene (S)	98	%	70-130		1		03/04/22 04:06	460-00-4	
Toluene-d8 (S)	103	%	70-130		1		03/04/22 04:06	2037-26-5	

This report shall not be reproduced, except in full,
without the written consent of Pace Analytical Services, LLC.

Pace Analytical Services, LLC
9800 Kincey Ave. Suite 100
Huntersville, NC 28078
(704)875-9092

QUALITY CONTROL DATA

Project: CPC Huntersville-60674226
Pace Project No.: 92591151

QC Batch: 682621 | Analysis Method: MADEP VPH
QC Batch Method: MADEP VPH | Analysis Description: VPH NC Water
Laboratory: Pace Analytical Services - Charlotte

Associated Lab Samples: 92591151001, 92591151002, 92591151003, 92591151004, 92591151005, 92591151006, 92591151007, 92591151008, 92591151009, 92591151010

METHOD BLANK: 3570776 Matrix: Water

Associated Lab Samples: 92591151001, 92591151002, 92591151003, 92591151004, 92591151005, 92591151006, 92591151007, 92591151008, 92591151009, 92591151010

Parameter	Units	Blank Result	Reporting Limit	MDL	Analyzed	Qualifiers
Aliphatic (C05-C08)	ug/L	ND	50.0	50.0	03/04/22 17:10	N2
Aromatic (C09-C10)	ug/L	ND	50.0	50.0	03/04/22 17:10	N2
4-Bromofluorobenzene (FID) (S)	%	97	70-130		03/04/22 17:10	
4-Bromofluorobenzene (PID) (S)	%	87	70-130		03/04/22 17:10	

LABORATORY CONTROL SAMPLE & LCSD: 3570777 3570778

Parameter	Units	Spike Conc.	LCS Result	LCSD Result	LCS % Rec	LCSD % Rec	% Rec Limits	RPD	Max RPD	Qualifiers
Aliphatic (C05-C08)	ug/L	300	257	256	86	85	70-130	0	25	N2
Aromatic (C09-C10)	ug/L	100	97.4	96.6	97	97	70-130	1	25	N2
4-Bromofluorobenzene (FID) (S)	%				101	99	70-130			
4-Bromofluorobenzene (PID) (S)	%				91	88	70-130			

Results presented on this page are in the units indicated by the "Units" column except where an alternate unit is presented to the right of the result.

This report shall not be reproduced, except in full,
without the written consent of Pace Analytical Services, LLC.

Pace Analytical Services, LLC
9800 Kincey Ave. Suite 100
Huntersville, NC 28078
(704)875-9092

QUALITY CONTROL DATA

Project: CPC Huntersville-60674226
Pace Project No.: 92591151

QC Batch: 682629
QC Batch Method: MADEP VPH
Analysis Method: MADEP VPH
Analysis Description: VPH NC Water
Laboratory: Pace Analytical Services - Charlotte

Associated Lab Samples: 92591151011, 92591151012, 92591151013, 92591151014, 92591151015, 92591151016, 92591151017, 92591151018, 92591151019, 92591151020, 92591151021, 92591151022, 92591151023, 92591151024, 92591151026, 92591151027, 92591151028, 92591151029

METHOD BLANK: 3570840
Matrix: Water

Associated Lab Samples: 92591151011, 92591151012, 92591151013, 92591151014, 92591151015, 92591151016, 92591151017, 92591151018, 92591151019, 92591151020, 92591151021, 92591151022, 92591151023, 92591151024, 92591151026, 92591151027, 92591151028, 92591151029

Parameter	Units	Blank Result	Reporting Limit	MDL	Analyzed	Qualifiers
Aliphatic (C05-C08)	ug/L	ND	50.0	50.0	03/04/22 17:41	N2
Aromatic (C09-C10)	ug/L	ND	50.0	50.0	03/04/22 17:41	N2
4-Bromofluorobenzene (FID) (S)	%	94	70-130		03/04/22 17:41	
4-Bromofluorobenzene (PID) (S)	%	84	70-130		03/04/22 17:41	

LABORATORY CONTROL SAMPLE & LCSD: 3570841 3570842

Parameter	Units	Spike Conc.	LCS Result	LCSD Result	LCS % Rec	LCSD % Rec	% Rec Limits	RPD	Max RPD	Qualifiers
Aliphatic (C05-C08)	ug/L	300	258	249	86	83	70-130	3	25	N2
Aromatic (C09-C10)	ug/L	100	101	93.5	101	93	70-130	8	25	N2
4-Bromofluorobenzene (FID) (S)	%				101	98	70-130			
4-Bromofluorobenzene (PID) (S)	%				90	88	70-130			

Results presented on this page are in the units indicated by the "Units" column except where an alternate unit is presented to the right of the result.

This report shall not be reproduced, except in full,
without the written consent of Pace Analytical Services, LLC.

Pace Analytical Services, LLC
9800 Kincey Ave. Suite 100
Huntersville, NC 28078
(704)875-9092

QUALITY CONTROL DATA

Project: CPC Huntersville-60674226
Pace Project No.: 92591151

QC Batch: 682696
QC Batch Method: EPA 3010A
Analysis Method: EPA 6020B
Analysis Description: 6020 MET
Laboratory: Pace Analytical Services - Asheville
Associated Lab Samples: 92591151001, 92591151002, 92591151003, 92591151004, 92591151005, 92591151006, 92591151007, 92591151008, 92591151009, 92591151010, 92591151011, 92591151012, 92591151013, 92591151014, 92591151015, 92591151016, 92591151017, 92591151018, 92591151019

METHOD BLANK: 3571141
Matrix: Water
Associated Lab Samples: 92591151001, 92591151002, 92591151003, 92591151004, 92591151005, 92591151006, 92591151007, 92591151008, 92591151009, 92591151010, 92591151011, 92591151012, 92591151013, 92591151014, 92591151015, 92591151016, 92591151017, 92591151018, 92591151019

Parameter	Units	Blank Result	Reporting Limit	MDL	Analyzed	Qualifiers
Lead	ug/L	ND	5.0	0.077	03/07/22 14:07	

LABORATORY CONTROL SAMPLE: 3571142

Parameter	Units	Spike Conc.	LCS Result	LCS % Rec	% Rec Limits	Qualifiers
Lead	ug/L	50	48.9	98	80-120	

MATRIX SPIKE & MATRIX SPIKE DUPLICATE: 3571143 3571144

Parameter	Units	92591052001 Result	MS Spike Conc.	MSD Spike Conc.	MS Result	MSD Result	MS % Rec	MSD % Rec	% Rec Limits	RPD	Max RPD	Qual
Lead	ug/L	7.4	50	50	56.4	55.6	98	96	75-125	2	20	

Results presented on this page are in the units indicated by the "Units" column except where an alternate unit is presented to the right of the result.

This report shall not be reproduced, except in full,
without the written consent of Pace Analytical Services, LLC.

Pace Analytical Services, LLC
9800 Kincey Ave. Suite 100
Huntersville, NC 28078
(704)875-9092

QUALITY CONTROL DATA

Project: CPC Huntersville-60674226
Pace Project No.: 92591151

QC Batch: 682697
QC Batch Method: EPA 3010A
Analysis Method: EPA 6020B
Analysis Description: 6020 MET
Laboratory: Pace Analytical Services - Asheville
Associated Lab Samples: 92591151020, 92591151021, 92591151024, 92591151026, 92591151027, 92591151028, 92591151029

METHOD BLANK: 3571145
Matrix: Water
Associated Lab Samples: 92591151020, 92591151021, 92591151024, 92591151026, 92591151027, 92591151028, 92591151029

Parameter	Units	Blank Result	Reporting Limit	MDL	Analyzed	Qualifiers
Lead	ug/L	ND	5.0	0.077	03/07/22 17:09	

LABORATORY CONTROL SAMPLE: 3571146

Parameter	Units	Spike Conc.	LCS Result	LCS % Rec	% Rec Limits	Qualifiers
Lead	ug/L	50	48.8	98	80-120	

MATRIX SPIKE & MATRIX SPIKE DUPLICATE: 3571147 3571148

Parameter	Units	92591151020 Result	MS Spike Conc.	MSD Spike Conc.	MS Result	MSD Result	MS % Rec	MSD % Rec	% Rec Limits	RPD	Max RPD	Qual
Lead	ug/L	ND	50	50	48.3	49.1	97	98	75-125	2	20	

Results presented on this page are in the units indicated by the "Units" column except where an alternate unit is presented to the right of the result.

REPORT OF LABORATORY ANALYSIS

This report shall not be reproduced, except in full,
without the written consent of Pace Analytical Services, LLC.

Pace Analytical Services, LLC
9800 Kincey Ave. Suite 100
Huntersville, NC 28078
(704)875-9092

QUALITY CONTROL DATA

Project: CPC Huntersville-60674226
Pace Project No.: 92591151

QC Batch: 682325
QC Batch Method: SM 6200B
Analysis Method: SM 6200B
Analysis Description: 6200B MSV
Laboratory: Pace Analytical Services - Charlotte
Associated Lab Samples: 92591151001, 92591151002, 92591151003, 92591151004, 92591151005, 92591151006, 92591151007, 92591151008, 92591151009, 92591151010, 92591151011, 92591151013, 92591151014, 92591151015, 92591151016, 92591151017, 92591151018, 92591151019

METHOD BLANK: 3569159
Matrix: Water
Associated Lab Samples: 92591151001, 92591151002, 92591151003, 92591151004, 92591151005, 92591151006, 92591151007, 92591151008, 92591151009, 92591151010, 92591151011, 92591151013, 92591151014, 92591151015, 92591151016, 92591151017, 92591151018, 92591151019

Parameter	Units	Blank Result	Reporting Limit	MDL	Analyzed	Qualifiers
1,1,1,2-Tetrachloroethane	ug/L	ND	0.50	0.31	03/03/22 16:04	
1,1,1-Trichloroethane	ug/L	ND	0.50	0.33	03/03/22 16:04	
1,1,2,2-Tetrachloroethane	ug/L	ND	0.50	0.22	03/03/22 16:04	
1,1,2-Trichloroethane	ug/L	ND	0.50	0.32	03/03/22 16:04	
1,1-Dichloroethane	ug/L	ND	0.50	0.37	03/03/22 16:04	
1,1-Dichloroethene	ug/L	ND	0.50	0.35	03/03/22 16:04	
1,1-Dichloropropene	ug/L	ND	0.50	0.43	03/03/22 16:04	
1,2,3-Trichlorobenzene	ug/L	ND	2.0	0.81	03/03/22 16:04	
1,2,3-Trichloropropane	ug/L	ND	0.50	0.26	03/03/22 16:04	
1,2,4-Trichlorobenzene	ug/L	ND	2.0	0.64	03/03/22 16:04	
1,2,4-Trimethylbenzene	ug/L	ND	0.50	0.50	03/03/22 16:04	
1,2-Dibromo-3-chloropropane	ug/L	ND	1.0	0.34	03/03/22 16:04	
1,2-Dibromoethane (EDB)	ug/L	ND	0.50	0.27	03/03/22 16:04	
1,2-Dichlorobenzene	ug/L	ND	0.50	0.34	03/03/22 16:04	
1,2-Dichloroethane	ug/L	ND	0.50	0.32	03/03/22 16:04	
1,2-Dichloropropane	ug/L	ND	0.50	0.36	03/03/22 16:04	
1,3,5-Trimethylbenzene	ug/L	ND	0.50	0.33	03/03/22 16:04	
1,3-Dichlorobenzene	ug/L	ND	0.50	0.34	03/03/22 16:04	
1,3-Dichloropropane	ug/L	ND	0.50	0.28	03/03/22 16:04	
1,4-Dichlorobenzene	ug/L	ND	0.50	0.33	03/03/22 16:04	
2,2-Dichloropropane	ug/L	ND	0.50	0.39	03/03/22 16:04	
2-Chlorotoluene	ug/L	ND	0.50	0.32	03/03/22 16:04	
4-Chlorotoluene	ug/L	ND	0.50	0.32	03/03/22 16:04	
Benzene	ug/L	ND	0.50	0.34	03/03/22 16:04	
Bromobenzene	ug/L	ND	0.50	0.29	03/03/22 16:04	
Bromochloromethane	ug/L	ND	0.50	0.47	03/03/22 16:04	
Bromodichloromethane	ug/L	ND	0.50	0.31	03/03/22 16:04	
Bromoform	ug/L	ND	0.50	0.34	03/03/22 16:04	
Bromomethane	ug/L	ND	5.0	1.7	03/03/22 16:04	
Carbon tetrachloride	ug/L	ND	0.50	0.33	03/03/22 16:04	
Chlorobenzene	ug/L	ND	0.50	0.28	03/03/22 16:04	
Chloroethane	ug/L	ND	1.0	0.65	03/03/22 16:04	
Chloroform	ug/L	ND	0.50	0.35	03/03/22 16:04	
Chloromethane	ug/L	ND	1.0	0.54	03/03/22 16:04	
cis-1,2-Dichloroethene	ug/L	ND	0.50	0.38	03/03/22 16:04	
cis-1,3-Dichloropropene	ug/L	ND	0.50	0.36	03/03/22 16:04	
Dibromochloromethane	ug/L	ND	0.50	0.36	03/03/22 16:04	

Results presented on this page are in the units indicated by the "Units" column except where an alternate unit is presented to the right of the result.

This report shall not be reproduced, except in full,
without the written consent of Pace Analytical Services, LLC.

Pace Analytical Services, LLC
9800 Kincey Ave. Suite 100
Huntersville, NC 28078
(704)875-9092

QUALITY CONTROL DATA

Project: CPC Huntersville-60674226
Pace Project No.: 92591151

METHOD BLANK: 3569159 Matrix: Water

Associated Lab Samples: 92591151001, 92591151002, 92591151003, 92591151004, 92591151005, 92591151006, 92591151007, 92591151008, 92591151009, 92591151010, 92591151011, 92591151013, 92591151014, 92591151015, 92591151016, 92591151017, 92591151018, 92591151019

Parameter	Units	Blank Result	Reporting Limit	MDL	Analyzed	Qualifiers
Dibromomethane	ug/L	ND	0.50	0.39	03/03/22 16:04	
Dichlorodifluoromethane	ug/L	ND	0.50	0.35	03/03/22 16:04	
Diisopropyl ether	ug/L	ND	0.50	0.31	03/03/22 16:04	
Ethylbenzene	ug/L	ND	0.50	0.30	03/03/22 16:04	
Hexachloro-1,3-butadiene	ug/L	ND	2.0	1.5	03/03/22 16:04	
Isopropylbenzene (Cumene)	ug/L	ND	0.50	0.33	03/03/22 16:04	
m&p-Xylene	ug/L	ND	1.0	0.71	03/03/22 16:04	
Methyl-tert-butyl ether	ug/L	ND	0.50	0.42	03/03/22 16:04	
Methylene Chloride	ug/L	ND	2.0	2.0	03/03/22 16:04	
n-Butylbenzene	ug/L	ND	0.50	0.49	03/03/22 16:04	
n-Propylbenzene	ug/L	ND	0.50	0.34	03/03/22 16:04	
Naphthalene	ug/L	ND	2.0	0.64	03/03/22 16:04	
o-Xylene	ug/L	ND	0.50	0.34	03/03/22 16:04	
sec-Butylbenzene	ug/L	ND	0.50	0.40	03/03/22 16:04	
Styrene	ug/L	ND	0.50	0.29	03/03/22 16:04	
tert-Butylbenzene	ug/L	ND	0.50	0.32	03/03/22 16:04	
Tetrachloroethene	ug/L	ND	0.50	0.29	03/03/22 16:04	
Toluene	ug/L	ND	0.50	0.48	03/03/22 16:04	
trans-1,2-Dichloroethene	ug/L	ND	0.50	0.40	03/03/22 16:04	
trans-1,3-Dichloropropene	ug/L	ND	0.50	0.36	03/03/22 16:04	
Trichloroethene	ug/L	ND	0.50	0.38	03/03/22 16:04	
Trichlorofluoromethane	ug/L	ND	1.0	0.30	03/03/22 16:04	
Vinyl chloride	ug/L	ND	1.0	0.39	03/03/22 16:04	
1,2-Dichloroethane-d4 (S)	%	100	70-130		03/03/22 16:04	
4-Bromofluorobenzene (S)	%	100	70-130		03/03/22 16:04	
Toluene-d8 (S)	%	102	70-130		03/03/22 16:04	

LABORATORY CONTROL SAMPLE: 3569160

Parameter	Units	Spike Conc.	LCS Result	LCS % Rec	% Rec Limits	Qualifiers
1,1,1,2-Tetrachloroethane	ug/L	50	49.7	99	60-140	
1,1,1-Trichloroethane	ug/L	50	47.1	94	60-140	
1,1,2,2-Tetrachloroethane	ug/L	50	49.3	99	60-140	
1,1,2-Trichloroethane	ug/L	50	48.2	96	60-140	
1,1-Dichloroethane	ug/L	50	44.8	90	60-140	
1,1-Dichloroethene	ug/L	50	43.8	88	60-140	
1,1-Dichloropropene	ug/L	50	45.1	90	60-140	
1,2,3-Trichlorobenzene	ug/L	50	50.3	101	60-140	
1,2,3-Trichloropropane	ug/L	50	46.6	93	60-140	
1,2,4-Trichlorobenzene	ug/L	50	51.0	102	60-140	
1,2,4-Trimethylbenzene	ug/L	50	46.0	92	60-140	
1,2-Dibromo-3-chloropropane	ug/L	50	55.4	111	60-140	

Results presented on this page are in the units indicated by the "Units" column except where an alternate unit is presented to the right of the result.

This report shall not be reproduced, except in full,
without the written consent of Pace Analytical Services, LLC.

Pace Analytical Services, LLC
9800 Kincey Ave. Suite 100
Huntersville, NC 28078
(704)875-9092

QUALITY CONTROL DATA

Project: CPC Huntersville-60674226
Pace Project No.: 92591151

LABORATORY CONTROL SAMPLE: 3569160

Parameter	Units	Spike Conc.	LCS Result	LCS % Rec	% Rec Limits	Qualifiers
1,2-Dibromoethane (EDB)	ug/L	50	49.4	99	60-140	
1,2-Dichlorobenzene	ug/L	50	46.9	94	60-140	
1,2-Dichloroethane	ug/L	50	46.0	92	60-140	
1,2-Dichloropropane	ug/L	50	46.6	93	60-140	
1,3,5-Trimethylbenzene	ug/L	50	46.1	92	60-140	
1,3-Dichlorobenzene	ug/L	50	46.2	92	60-140	
1,3-Dichloropropane	ug/L	50	47.7	95	60-140	
1,4-Dichlorobenzene	ug/L	50	45.9	92	60-140	
2,2-Dichloropropane	ug/L	50	46.4	93	60-140	
2-Chlorotoluene	ug/L	50	45.9	92	60-140	
4-Chlorotoluene	ug/L	50	45.2	90	60-140	
Benzene	ug/L	50	44.6	89	60-140	
Bromobenzene	ug/L	50	48.0	96	60-140	
Bromochloromethane	ug/L	50	46.0	92	60-140	
Bromodichloromethane	ug/L	50	49.8	100	60-140	
Bromoform	ug/L	50	55.0	110	60-140	
Bromomethane	ug/L	50	52.5	105	60-140	
Carbon tetrachloride	ug/L	50	47.1	94	60-140	
Chlorobenzene	ug/L	50	46.0	92	60-140	
Chloroethane	ug/L	50	35.1	70	60-140	
Chloroform	ug/L	50	46.4	93	60-140	
Chloromethane	ug/L	50	47.4	95	60-140	
cis-1,2-Dichloroethene	ug/L	50	46.8	94	60-140	
cis-1,3-Dichloropropene	ug/L	50	47.9	96	60-140	
Dibromochloromethane	ug/L	50	47.8	96	60-140	
Dibromomethane	ug/L	50	47.6	95	60-140	
Dichlorodifluoromethane	ug/L	50	36.9	74	60-140	
Diisopropyl ether	ug/L	50	45.5	91	60-140	
Ethylbenzene	ug/L	50	46.3	93	60-140	
Hexachloro-1,3-butadiene	ug/L	50	48.1	96	60-140	
Isopropylbenzene (Cumene)	ug/L	50	47.3	95	60-140	
m&p-Xylene	ug/L	100	92.1	92	60-140	
Methyl-tert-butyl ether	ug/L	50	45.0	90	60-140	
Methylene Chloride	ug/L	50	49.5	99	60-140	
n-Butylbenzene	ug/L	50	46.6	93	60-140	
n-Propylbenzene	ug/L	50	45.4	91	60-140	
Naphthalene	ug/L	50	52.0	104	60-140	
o-Xylene	ug/L	50	46.9	94	60-140	
sec-Butylbenzene	ug/L	50	44.9	90	60-140	
Styrene	ug/L	50	48.7	97	60-140	
tert-Butylbenzene	ug/L	50	38.5	77	60-140	
Tetrachloroethene	ug/L	50	47.6	95	60-140	
Toluene	ug/L	50	44.2	88	60-140	
trans-1,2-Dichloroethene	ug/L	50	45.8	92	60-140	
trans-1,3-Dichloropropene	ug/L	50	49.6	99	60-140	
Trichloroethene	ug/L	50	44.9	90	60-140	
Trichlorofluoromethane	ug/L	50	35.6	71	60-140	

Results presented on this page are in the units indicated by the "Units" column except where an alternate unit is presented to the right of the result.

This report shall not be reproduced, except in full,
without the written consent of Pace Analytical Services, LLC.

Pace Analytical Services, LLC
9800 Kincey Ave. Suite 100
Huntersville, NC 28078
(704)875-9092

QUALITY CONTROL DATA

Project: CPC Huntersville-60674226
Pace Project No.: 92591151

LABORATORY CONTROL SAMPLE: 3569160

Parameter	Units	Spike Conc.	LCS Result	LCS % Rec	% Rec Limits	Qualifiers
Vinyl chloride	ug/L	50	45.8	92	60-140	
1,2-Dichloroethane-d4 (S)	%			93	70-130	
4-Bromofluorobenzene (S)	%			100	70-130	
Toluene-d8 (S)	%			99	70-130	

MATRIX SPIKE & MATRIX SPIKE DUPLICATE: 3569161 3569162

Parameter	Units	92590490001 Result	MS Spike Conc.	MSD Spike Conc.	MS Result	MSD Result	MS % Rec	MSD % Rec	% Rec Limits	RPD	Max RPD	Qual
1,1,1,2-Tetrachloroethane	ug/L	ND	20	20	14.7	16.7	74	84	60-140	13	30	
1,1,1-Trichloroethane	ug/L	ND	20	20	15.2	16.6	76	83	60-140	9	30	
1,1,2,2-Tetrachloroethane	ug/L	ND	20	20	14.4	15.9	72	79	60-140	10	30	
1,1,2-Trichloroethane	ug/L	ND	20	20	15.2	16.9	76	84	60-140	10	30	
1,1-Dichloroethane	ug/L	ND	20	20	15.1	16.7	75	84	60-140	10	30	
1,1-Dichloroethene	ug/L	ND	20	20	15.5	16.9	78	84	60-140	8	30	
1,1-Dichloropropene	ug/L	ND	20	20	15.3	17.1	76	85	60-140	11	30	
1,2,3-Trichlorobenzene	ug/L	ND	20	20	14.1	16.3	71	82	60-140	14	30	
1,2,3-Trichloropropane	ug/L	ND	20	20	14.3	15.3	72	76	60-140	6	30	
1,2,4-Trichlorobenzene	ug/L	ND	20	20	14.6	16.4	73	82	60-140	12	30	
1,2,4-Trimethylbenzene	ug/L	ND	20	20	14.6	15.8	73	79	60-140	8	30	
1,2-Dibromo-3-chloropropane	ug/L	ND	20	20	13.9	16.1	69	81	60-140	15	30	
1,2-Dibromoethane (EDB)	ug/L	ND	20	20	15.4	16.5	77	83	60-140	7	30	
1,2-Dichlorobenzene	ug/L	ND	20	20	14.1	15.6	71	78	60-140	10	30	
1,2-Dichloroethane	ug/L	ND	20	20	14.9	16.5	75	83	60-140	10	30	
1,2-Dichloropropane	ug/L	ND	20	20	15.6	17.1	78	85	60-140	9	30	
1,3,5-Trimethylbenzene	ug/L	ND	20	20	14.7	16.4	74	82	60-140	11	30	
1,3-Dichlorobenzene	ug/L	ND	20	20	14.1	15.7	71	78	60-140	10	30	
1,3-Dichloropropane	ug/L	ND	20	20	15.4	16.5	77	82	60-140	7	30	
1,4-Dichlorobenzene	ug/L	ND	20	20	13.9	15.6	69	78	60-140	12	30	
2,2-Dichloropropane	ug/L	ND	20	20	15.3	16.6	76	83	60-140	8	30	
2-Chlorotoluene	ug/L	ND	20	20	14.6	15.6	73	78	60-140	6	30	
4-Chlorotoluene	ug/L	ND	20	20	14.1	15.7	70	78	60-140	11	30	
Benzene	ug/L	ND	20	20	15.1	16.2	75	81	60-140	7	30	
Bromobenzene	ug/L	ND	20	20	15.2	16.7	76	83	60-140	9	30	
Bromochloromethane	ug/L	ND	20	20	15.4	16.8	77	84	60-140	9	30	
Bromodichloromethane	ug/L	ND	20	20	15.3	17.3	77	87	60-140	12	30	
Bromoform	ug/L	ND	20	20	14.2	16.2	71	81	60-140	13	30	
Bromomethane	ug/L	ND	20	20	15.4	16.2	77	81	60-140	5	30	
Carbon tetrachloride	ug/L	ND	20	20	15.8	16.9	79	84	60-140	7	30	
Chlorobenzene	ug/L	ND	20	20	14.9	16.4	74	82	60-140	10	30	
Chloroethane	ug/L	ND	20	20	15.9	17.0	79	85	60-140	7	30	
Chloroform	ug/L	ND	20	20	15.1	17.2	75	86	60-140	13	30	
Chloromethane	ug/L	ND	20	20	15.5	17.0	78	85	60-140	9	30	
cis-1,2-Dichloroethene	ug/L	ND	20	20	15.6	17.4	78	87	60-140	10	30	

Results presented on this page are in the units indicated by the "Units" column except where an alternate unit is presented to the right of the result.

This report shall not be reproduced, except in full,
without the written consent of Pace Analytical Services, LLC.

Pace Analytical Services, LLC
9800 Kincey Ave. Suite 100
Huntersville, NC 28078
(704)875-9092

QUALITY CONTROL DATA

Project: CPC Huntersville-60674226
Pace Project No.: 92591151

MATRIX SPIKE & MATRIX SPIKE DUPLICATE: 3569161 3569162

Parameter	Units	92590490001 Result	MS Spike Conc.	MSD Spike Conc.	MS Result	MSD Result	MS % Rec	MSD % Rec	% Rec Limits	RPD	Max RPD	Qual
cis-1,3-Dichloropropene	ug/L	ND	20	20	14.9	16.3	75	82	60-140	9	30	
Dibromochloromethane	ug/L	ND	20	20	14.1	15.1	70	76	60-140	7	30	
Dibromomethane	ug/L	ND	20	20	15.0	16.5	75	83	60-140	9	30	
Dichlorodifluoromethane	ug/L	ND	20	20	13.7	14.2	68	71	60-140	3	30	
Diisopropyl ether	ug/L	ND	20	20	13.8	15.1	68	75	60-140	9	30	
Ethylbenzene	ug/L	ND	20	20	15.1	16.5	76	83	60-140	9	30	
Hexachloro-1,3-butadiene	ug/L	ND	20	20	15.2	18.2	76	91	60-140	18	30	
Isopropylbenzene (Cumene)	ug/L	ND	20	20	15.2	16.9	76	84	60-140	10	30	
m&p-Xylene	ug/L	ND	40	40	30.5	32.9	76	82	60-140	8	30	
Methyl-tert-butyl ether	ug/L	12.9	20	20	26.8	27.9	70	75	60-140	4	30	
Methylene Chloride	ug/L	ND	20	20	15.5	17.1	77	86	60-140	10	30	
n-Butylbenzene	ug/L	ND	20	20	14.8	16.2	74	81	60-140	10	30	
n-Propylbenzene	ug/L	ND	20	20	14.8	16.1	74	81	60-140	9	30	
Naphthalene	ug/L	ND	20	20	13.4	14.9	67	75	60-140	11	30	
o-Xylene	ug/L	ND	20	20	15.0	16.5	75	83	60-140	10	30	
sec-Butylbenzene	ug/L	ND	20	20	14.8	16.2	74	81	60-140	9	30	
Styrene	ug/L	ND	20	20	14.8	16.1	74	80	60-140	8	30	
tert-Butylbenzene	ug/L	ND	20	20	12.5	13.6	63	68	60-140	8	30	
Tetrachloroethene	ug/L	ND	20	20	15.1	16.4	76	82	60-140	8	30	
Toluene	ug/L	ND	20	20	14.8	16.2	74	81	60-140	9	30	
trans-1,2-Dichloroethene	ug/L	ND	20	20	15.5	17.0	77	85	60-140	9	30	
trans-1,3-Dichloropropene	ug/L	ND	20	20	14.6	16.6	73	83	60-140	13	30	
Trichloroethene	ug/L	ND	20	20	15.2	16.4	76	82	60-140	7	30	
Trichlorofluoromethane	ug/L	ND	20	20	14.0	14.6	70	73	60-140	4	30	
Vinyl chloride	ug/L	ND	20	20	15.8	16.9	79	85	60-140	7	30	
1,2-Dichloroethane-d4 (S)	%						94	102	70-130			
4-Bromofluorobenzene (S)	%						101	101	70-130			
Toluene-d8 (S)	%						97	100	70-130			

Results presented on this page are in the units indicated by the "Units" column except where an alternate unit is presented to the right of the result.

This report shall not be reproduced, except in full,
without the written consent of Pace Analytical Services, LLC.

Pace Analytical Services, LLC
9800 Kincey Ave. Suite 100
Huntersville, NC 28078
(704)875-9092

QUALITY CONTROL DATA

Project: CPC Huntersville-60674226
Pace Project No.: 92591151

QC Batch: 682340
QC Batch Method: SM 6200B
Analysis Method: SM 6200B
Analysis Description: 6200B MSV
Laboratory: Pace Analytical Services - Charlotte
Associated Lab Samples: 92591151020, 92591151021, 92591151022, 92591151023, 92591151024, 92591151025, 92591151026, 92591151027, 92591151028, 92591151029

METHOD BLANK: 3569238
Matrix: Water
Associated Lab Samples: 92591151020, 92591151021, 92591151022, 92591151023, 92591151024, 92591151025, 92591151026, 92591151027, 92591151028, 92591151029

Parameter	Units	Blank Result	Reporting Limit	MDL	Analyzed	Qualifiers
1,1,1,2-Tetrachloroethane	ug/L	ND	0.50	0.31	03/04/22 00:47	
1,1,1-Trichloroethane	ug/L	ND	0.50	0.33	03/04/22 00:47	
1,1,2,2-Tetrachloroethane	ug/L	ND	0.50	0.22	03/04/22 00:47	
1,1,2-Trichloroethane	ug/L	ND	0.50	0.32	03/04/22 00:47	
1,1-Dichloroethane	ug/L	ND	0.50	0.37	03/04/22 00:47	
1,1-Dichloroethene	ug/L	ND	0.50	0.35	03/04/22 00:47	
1,1-Dichloropropene	ug/L	ND	0.50	0.43	03/04/22 00:47	
1,2,3-Trichlorobenzene	ug/L	ND	2.0	0.81	03/04/22 00:47	
1,2,3-Trichloropropane	ug/L	ND	0.50	0.26	03/04/22 00:47	
1,2,4-Trichlorobenzene	ug/L	ND	2.0	0.64	03/04/22 00:47	
1,2,4-Trimethylbenzene	ug/L	ND	0.50	0.50	03/04/22 00:47	
1,2-Dibromo-3-chloropropane	ug/L	ND	1.0	0.34	03/04/22 00:47	
1,2-Dibromoethane (EDB)	ug/L	ND	0.50	0.27	03/04/22 00:47	
1,2-Dichlorobenzene	ug/L	ND	0.50	0.34	03/04/22 00:47	
1,2-Dichloroethane	ug/L	ND	0.50	0.32	03/04/22 00:47	
1,2-Dichloropropane	ug/L	ND	0.50	0.36	03/04/22 00:47	
1,3,5-Trimethylbenzene	ug/L	ND	0.50	0.33	03/04/22 00:47	
1,3-Dichlorobenzene	ug/L	ND	0.50	0.34	03/04/22 00:47	
1,3-Dichloropropane	ug/L	ND	0.50	0.28	03/04/22 00:47	
1,4-Dichlorobenzene	ug/L	ND	0.50	0.33	03/04/22 00:47	
2,2-Dichloropropane	ug/L	ND	0.50	0.39	03/04/22 00:47	
2-Chlorotoluene	ug/L	ND	0.50	0.32	03/04/22 00:47	
4-Chlorotoluene	ug/L	ND	0.50	0.32	03/04/22 00:47	
Benzene	ug/L	ND	0.50	0.34	03/04/22 00:47	
Bromobenzene	ug/L	ND	0.50	0.29	03/04/22 00:47	
Bromochloromethane	ug/L	ND	0.50	0.47	03/04/22 00:47	
Bromodichloromethane	ug/L	ND	0.50	0.31	03/04/22 00:47	
Bromoform	ug/L	ND	0.50	0.34	03/04/22 00:47	
Bromomethane	ug/L	ND	5.0	1.7	03/04/22 00:47	
Carbon tetrachloride	ug/L	ND	0.50	0.33	03/04/22 00:47	
Chlorobenzene	ug/L	ND	0.50	0.28	03/04/22 00:47	
Chloroethane	ug/L	ND	1.0	0.65	03/04/22 00:47	
Chloroform	ug/L	ND	0.50	0.35	03/04/22 00:47	
Chloromethane	ug/L	ND	1.0	0.54	03/04/22 00:47	
cis-1,2-Dichloroethene	ug/L	ND	0.50	0.38	03/04/22 00:47	
cis-1,3-Dichloropropene	ug/L	ND	0.50	0.36	03/04/22 00:47	
Dibromochloromethane	ug/L	ND	0.50	0.36	03/04/22 00:47	
Dibromomethane	ug/L	ND	0.50	0.39	03/04/22 00:47	
Dichlorodifluoromethane	ug/L	ND	0.50	0.35	03/04/22 00:47	

Results presented on this page are in the units indicated by the "Units" column except where an alternate unit is presented to the right of the result.

This report shall not be reproduced, except in full,
without the written consent of Pace Analytical Services, LLC.

Pace Analytical Services, LLC
9800 Kincey Ave. Suite 100
Huntersville, NC 28078
(704)875-9092

QUALITY CONTROL DATA

Project: CPC Huntersville-60674226
Pace Project No.: 92591151

METHOD BLANK: 3569238 Matrix: Water

Associated Lab Samples: 92591151020, 92591151021, 92591151022, 92591151023, 92591151024, 92591151025, 92591151026, 92591151027, 92591151028, 92591151029

Parameter	Units	Blank Result	Reporting Limit	MDL	Analyzed	Qualifiers
Diisopropyl ether	ug/L	ND	0.50	0.31	03/04/22 00:47	
Ethylbenzene	ug/L	ND	0.50	0.30	03/04/22 00:47	
Hexachloro-1,3-butadiene	ug/L	ND	2.0	1.5	03/04/22 00:47	
Isopropylbenzene (Cumene)	ug/L	ND	0.50	0.33	03/04/22 00:47	
m&p-Xylene	ug/L	ND	1.0	0.71	03/04/22 00:47	
Methyl-tert-butyl ether	ug/L	ND	0.50	0.42	03/04/22 00:47	
Methylene Chloride	ug/L	ND	2.0	2.0	03/04/22 00:47	
n-Butylbenzene	ug/L	ND	0.50	0.49	03/04/22 00:47	
n-Propylbenzene	ug/L	ND	0.50	0.34	03/04/22 00:47	
Naphthalene	ug/L	ND	2.0	0.64	03/04/22 00:47	
o-Xylene	ug/L	ND	0.50	0.34	03/04/22 00:47	
sec-Butylbenzene	ug/L	ND	0.50	0.40	03/04/22 00:47	
Styrene	ug/L	ND	0.50	0.29	03/04/22 00:47	
tert-Butylbenzene	ug/L	ND	0.50	0.32	03/04/22 00:47	
Tetrachloroethene	ug/L	ND	0.50	0.29	03/04/22 00:47	
Toluene	ug/L	ND	0.50	0.48	03/04/22 00:47	
trans-1,2-Dichloroethene	ug/L	ND	0.50	0.40	03/04/22 00:47	
trans-1,3-Dichloropropene	ug/L	ND	0.50	0.36	03/04/22 00:47	
Trichloroethene	ug/L	ND	0.50	0.38	03/04/22 00:47	
Trichlorofluoromethane	ug/L	ND	1.0	0.30	03/04/22 00:47	
Vinyl chloride	ug/L	ND	1.0	0.39	03/04/22 00:47	
1,2-Dichloroethane-d4 (S)	%	100	70-130		03/04/22 00:47	
4-Bromofluorobenzene (S)	%	99	70-130		03/04/22 00:47	
Toluene-d8 (S)	%	107	70-130		03/04/22 00:47	

LABORATORY CONTROL SAMPLE: 3569239

Parameter	Units	Spike Conc.	LCS Result	LCS % Rec	% Rec Limits	Qualifiers
1,1,1,2-Tetrachloroethane	ug/L	50	55.3	111	60-140	
1,1,1-Trichloroethane	ug/L	50	54.1	108	60-140	
1,1,2,2-Tetrachloroethane	ug/L	50	51.4	103	60-140	
1,1,2-Trichloroethane	ug/L	50	51.2	102	60-140	
1,1-Dichloroethane	ug/L	50	50.8	102	60-140	
1,1-Dichloroethene	ug/L	50	52.6	105	60-140	
1,1-Dichloropropene	ug/L	50	52.4	105	60-140	
1,2,3-Trichlorobenzene	ug/L	50	53.6	107	60-140	
1,2,3-Trichloropropane	ug/L	50	50.8	102	60-140	
1,2,4-Trichlorobenzene	ug/L	50	55.3	111	60-140	
1,2,4-Trimethylbenzene	ug/L	50	51.0	102	60-140	
1,2-Dibromo-3-chloropropane	ug/L	50	55.2	110	60-140	
1,2-Dibromoethane (EDB)	ug/L	50	54.3	109	60-140	
1,2-Dichlorobenzene	ug/L	50	51.6	103	60-140	
1,2-Dichloroethane	ug/L	50	51.7	103	60-140	

Results presented on this page are in the units indicated by the "Units" column except where an alternate unit is presented to the right of the result.

This report shall not be reproduced, except in full,
without the written consent of Pace Analytical Services, LLC.

Pace Analytical Services, LLC
9800 Kincey Ave. Suite 100
Huntersville, NC 28078
(704)875-9092

QUALITY CONTROL DATA

Project: CPC Huntersville-60674226
Pace Project No.: 92591151

LABORATORY CONTROL SAMPLE: 3569239

Parameter	Units	Spike Conc.	LCS Result	LCS % Rec	% Rec Limits	Qualifiers
1,2-Dichloropropane	ug/L	50	51.9	104	60-140	
1,3,5-Trimethylbenzene	ug/L	50	51.5	103	60-140	
1,3-Dichlorobenzene	ug/L	50	50.8	102	60-140	
1,3-Dichloropropane	ug/L	50	51.7	103	60-140	
1,4-Dichlorobenzene	ug/L	50	50.7	101	60-140	
2,2-Dichloropropane	ug/L	50	52.0	104	60-140	
2-Chlorotoluene	ug/L	50	49.9	100	60-140	
4-Chlorotoluene	ug/L	50	50.3	101	60-140	
Benzene	ug/L	50	49.7	99	60-140	
Bromobenzene	ug/L	50	51.9	104	60-140	
Bromochloromethane	ug/L	50	51.3	103	60-140	
Bromodichloromethane	ug/L	50	54.2	108	60-140	
Bromoform	ug/L	50	57.5	115	60-140	
Bromomethane	ug/L	50	54.2	108	60-140	
Carbon tetrachloride	ug/L	50	55.1	110	60-140	
Chlorobenzene	ug/L	50	51.2	102	60-140	
Chloroethane	ug/L	50	39.3	79	60-140	
Chloroform	ug/L	50	51.3	103	60-140	
Chloromethane	ug/L	50	52.0	104	60-140	
cis-1,2-Dichloroethene	ug/L	50	51.3	103	60-140	
cis-1,3-Dichloropropene	ug/L	50	51.4	103	60-140	
Dibromochloromethane	ug/L	50	51.2	102	60-140	
Dibromomethane	ug/L	50	52.4	105	60-140	
Dichlorodifluoromethane	ug/L	50	56.5	113	60-140	
Diisopropyl ether	ug/L	50	49.0	98	60-140	
Ethylbenzene	ug/L	50	51.3	103	60-140	
Hexachloro-1,3-butadiene	ug/L	50	53.7	107	60-140	
Isopropylbenzene (Cumene)	ug/L	50	54.1	108	60-140	
m&p-Xylene	ug/L	100	104	104	60-140	
Methyl-tert-butyl ether	ug/L	50	48.3	97	60-140	
Methylene Chloride	ug/L	50	55.6	111	60-140	
n-Butylbenzene	ug/L	50	53.5	107	60-140	
n-Propylbenzene	ug/L	50	51.0	102	60-140	
Naphthalene	ug/L	50	53.7	107	60-140	
o-Xylene	ug/L	50	52.8	106	60-140	
sec-Butylbenzene	ug/L	50	51.5	103	60-140	
Styrene	ug/L	50	54.1	108	60-140	
tert-Butylbenzene	ug/L	50	43.8	88	60-140	
Tetrachloroethene	ug/L	50	53.6	107	60-140	
Toluene	ug/L	50	48.4	97	60-140	
trans-1,2-Dichloroethene	ug/L	50	52.4	105	60-140	
trans-1,3-Dichloropropene	ug/L	50	52.4	105	60-140	
Trichloroethene	ug/L	50	50.5	101	60-140	
Trichlorofluoromethane	ug/L	50	47.2	94	60-140	
Vinyl chloride	ug/L	50	53.8	108	60-140	
1,2-Dichloroethane-d4 (S)	%			94	70-130	
4-Bromofluorobenzene (S)	%			100	70-130	

Results presented on this page are in the units indicated by the "Units" column except where an alternate unit is presented to the right of the result.

This report shall not be reproduced, except in full,
without the written consent of Pace Analytical Services, LLC.

Pace Analytical Services, LLC
9800 Kincey Ave. Suite 100
Huntersville, NC 28078
(704)875-9092

QUALITY CONTROL DATA

Project: CPC Huntersville-60674226
Pace Project No.: 92591151

LABORATORY CONTROL SAMPLE: 3569239

Parameter	Units	Spike Conc.	LCS Result	LCS % Rec	% Rec Limits	Qualifiers
Toluene-d8 (S)	%			99	70-130	

MATRIX SPIKE & MATRIX SPIKE DUPLICATE: 3569240 3569241

Parameter	Units	92591012009 Result	MS Spike Conc.	MSD Spike Conc.	MS Result	MSD Result	MS % Rec	MSD % Rec	% Rec Limits	RPD	Max RPD	Qual
1,1,1,2-Tetrachloroethane	ug/L	ND	100	100	105	97.4	105	97	60-140	8	30	
1,1,1-Trichloroethane	ug/L	ND	100	100	112	98.9	112	99	60-140	13	30	
1,1,2,2-Tetrachloroethane	ug/L	ND	100	100	101	92.1	101	92	60-140	9	30	
1,1,2-Trichloroethane	ug/L	ND	100	100	105	91.5	105	92	60-140	14	30	
1,1-Dichloroethane	ug/L	ND	100	100	110	102	107	100	60-140	7	30	
1,1-Dichloroethene	ug/L	ND	100	100	114	99.0	114	99	60-140	15	30	
1,1-Dichloropropene	ug/L	ND	100	100	111	103	111	103	60-140	7	30	
1,2,3-Trichlorobenzene	ug/L	ND	100	100	107	97.8	107	98	60-140	9	30	
1,2,3-Trichloropropane	ug/L	ND	100	100	101	87.2	101	87	60-140	14	30	
1,2,4-Trichlorobenzene	ug/L	ND	100	100	106	98.5	106	98	60-140	8	30	
1,2,4-Trimethylbenzene	ug/L	ND	100	100	107	92.4	107	92	60-140	15	30	
1,2-Dibromo-3-chloropropane	ug/L	ND	100	100	110	94.9	110	95	60-140	15	30	
1,2-Dibromoethane (EDB)	ug/L	ND	100	100	110	98.7	110	99	60-140	10	30	
1,2-Dichlorobenzene	ug/L	ND	100	100	103	92.5	103	92	60-140	10	30	
1,2-Dichloroethane	ug/L	ND	100	100	101	92.4	101	92	60-140	9	30	
1,2-Dichloropropane	ug/L	ND	100	100	109	95.5	109	96	60-140	13	30	
1,3,5-Trimethylbenzene	ug/L	ND	100	100	105	94.9	105	95	60-140	10	30	
1,3-Dichlorobenzene	ug/L	ND	100	100	102	92.5	102	93	60-140	9	30	
1,3-Dichloropropane	ug/L	ND	100	100	104	95.4	104	95	60-140	9	30	
1,4-Dichlorobenzene	ug/L	ND	100	100	102	89.1	102	89	60-140	14	30	
2,2-Dichloropropane	ug/L	ND	100	100	100	89.3	100	89	60-140	11	30	
2-Chlorotoluene	ug/L	ND	100	100	102	93.1	102	93	60-140	9	30	
4-Chlorotoluene	ug/L	ND	100	100	101	89.8	101	90	60-140	11	30	
Benzene	ug/L	8.1	100	100	114	101	106	93	60-140	12	30	
Bromobenzene	ug/L	ND	100	100	107	94.8	107	95	60-140	12	30	
Bromochloromethane	ug/L	ND	100	100	106	96.1	106	96	60-140	10	30	
Bromodichloromethane	ug/L	ND	100	100	113	97.0	113	97	60-140	15	30	
Bromoform	ug/L	ND	100	100	104	95.9	104	96	60-140	8	30	
Bromomethane	ug/L	ND	100	100	47.7	62.0	48	62	60-140	26	30	M1
Carbon tetrachloride	ug/L	ND	100	100	117	108	117	108	60-140	7	30	
Chlorobenzene	ug/L	ND	100	100	107	95.9	107	96	60-140	11	30	
Chloroethane	ug/L	ND	100	100	104	95.4	104	95	60-140	8	30	
Chloroform	ug/L	ND	100	100	106	96.8	106	97	60-140	9	30	
Chloromethane	ug/L	ND	100	100	94.3	88.9	94	89	60-140	6	30	
cis-1,2-Dichloroethene	ug/L	ND	100	100	108	99.8	107	98	60-140	8	30	
cis-1,3-Dichloropropene	ug/L	ND	100	100	105	91.9	105	92	60-140	13	30	
Dibromochloromethane	ug/L	ND	100	100	99.8	91.2	100	91	60-140	9	30	
Dibromomethane	ug/L	ND	100	100	109	98.1	109	98	60-140	10	30	

Results presented on this page are in the units indicated by the "Units" column except where an alternate unit is presented to the right of the result.

This report shall not be reproduced, except in full,
without the written consent of Pace Analytical Services, LLC.

Pace Analytical Services, LLC
9800 Kincey Ave. Suite 100
Huntersville, NC 28078
(704)875-9092

QUALITY CONTROL DATA

Project: CPC Huntersville-60674226
Pace Project No.: 92591151

MATRIX SPIKE & MATRIX SPIKE DUPLICATE: 3569240 3569241

Parameter	Units	92591012009 Result	MS Spike Conc.	MSD Spike Conc.	MS Result	MSD Result	MS % Rec	MSD % Rec	% Rec Limits	RPD	Max RPD	Qual
Dichlorodifluoromethane	ug/L	ND	100	100	131	135	131	135	60-140	3	30	
Diisopropyl ether	ug/L	ND	100	100	92.3	84.6	92	85	60-140	9	30	
Ethylbenzene	ug/L	ND	100	100	112	101	112	101	60-140	11	30	
Hexachloro-1,3-butadiene	ug/L	ND	100	100	124	112	124	112	60-140	10	30	
Isopropylbenzene (Cumene)	ug/L	7.9	100	100	124	113	117	105	60-140	10	30	
m&p-Xylene	ug/L	ND	200	200	221	196	110	98	60-140	12	30	
Methyl-tert-butyl ether	ug/L	725	100	100	848	845	123	120	60-140	0	30	
Methylene Chloride	ug/L	ND	100	100	117	107	117	107	60-140	9	30	
n-Butylbenzene	ug/L	ND	100	100	109	100	107	98	60-140	9	30	
n-Propylbenzene	ug/L	2.7	100	100	109	98.3	106	96	60-140	10	30	
Naphthalene	ug/L	ND	100	100	103	92.6	103	93	60-140	11	30	
o-Xylene	ug/L	ND	100	100	111	99.6	111	100	60-140	11	30	
sec-Butylbenzene	ug/L	6.6	100	100	116	104	110	98	60-140	11	30	
Styrene	ug/L	ND	100	100	110	98.8	110	99	60-140	11	30	
tert-Butylbenzene	ug/L	ND	100	100	92.8	81.8	93	82	60-140	13	30	
Tetrachloroethene	ug/L	ND	100	100	114	102	114	102	60-140	11	30	
Toluene	ug/L	ND	100	100	106	94.1	104	92	60-140	12	30	
trans-1,2-Dichloroethene	ug/L	ND	100	100	110	101	110	101	60-140	8	30	
trans-1,3-Dichloropropene	ug/L	ND	100	100	101	91.2	101	91	60-140	10	30	
Trichloroethene	ug/L	ND	100	100	114	97.7	114	98	60-140	15	30	
Trichlorofluoromethane	ug/L	ND	100	100	106	104	106	104	60-140	2	30	
Vinyl chloride	ug/L	10.8	100	100	114	106	103	96	60-140	7	30	
1,2-Dichloroethane-d4 (S)	%						91	98	70-130			
4-Bromofluorobenzene (S)	%						102	103	70-130			
Toluene-d8 (S)	%						97	96	70-130			

Results presented on this page are in the units indicated by the "Units" column except where an alternate unit is presented to the right of the result.

This report shall not be reproduced, except in full,
without the written consent of Pace Analytical Services, LLC.

Pace Analytical Services, LLC
9800 Kincey Ave. Suite 100
Huntersville, NC 28078
(704)875-9092

QUALITY CONTROL DATA

Project: CPC Huntersville-60674226
Pace Project No.: 92591151

QC Batch: 682553
QC Batch Method: SM 6200B
Analysis Method: SM 6200B
Analysis Description: 6200B MSV
Laboratory: Pace Analytical Services - Charlotte
Associated Lab Samples: 92591151012

METHOD BLANK: 3570259
Matrix: Water
Associated Lab Samples: 92591151012

Parameter	Units	Blank Result	Reporting Limit	MDL	Analyzed	Qualifiers
1,1,1,2-Tetrachloroethane	ug/L	ND	0.50	0.31	03/04/22 18:29	
1,1,1-Trichloroethane	ug/L	ND	0.50	0.33	03/04/22 18:29	
1,1,2,2-Tetrachloroethane	ug/L	ND	0.50	0.22	03/04/22 18:29	
1,1,2-Trichloroethane	ug/L	ND	0.50	0.32	03/04/22 18:29	
1,1-Dichloroethane	ug/L	ND	0.50	0.37	03/04/22 18:29	
1,1-Dichloroethene	ug/L	ND	0.50	0.35	03/04/22 18:29	
1,1-Dichloropropene	ug/L	ND	0.50	0.43	03/04/22 18:29	
1,2,3-Trichlorobenzene	ug/L	ND	2.0	0.81	03/04/22 18:29	
1,2,3-Trichloropropane	ug/L	ND	0.50	0.26	03/04/22 18:29	
1,2,4-Trichlorobenzene	ug/L	ND	2.0	0.64	03/04/22 18:29	
1,2,4-Trimethylbenzene	ug/L	ND	0.50	0.50	03/04/22 18:29	
1,2-Dibromo-3-chloropropane	ug/L	ND	1.0	0.34	03/04/22 18:29	
1,2-Dibromoethane (EDB)	ug/L	ND	0.50	0.27	03/04/22 18:29	
1,2-Dichlorobenzene	ug/L	ND	0.50	0.34	03/04/22 18:29	
1,2-Dichloroethane	ug/L	ND	0.50	0.32	03/04/22 18:29	
1,2-Dichloropropane	ug/L	ND	0.50	0.36	03/04/22 18:29	
1,3,5-Trimethylbenzene	ug/L	ND	0.50	0.33	03/04/22 18:29	
1,3-Dichlorobenzene	ug/L	ND	0.50	0.34	03/04/22 18:29	
1,3-Dichloropropane	ug/L	ND	0.50	0.28	03/04/22 18:29	
1,4-Dichlorobenzene	ug/L	ND	0.50	0.33	03/04/22 18:29	
2,2-Dichloropropane	ug/L	ND	0.50	0.39	03/04/22 18:29	
2-Chlorotoluene	ug/L	ND	0.50	0.32	03/04/22 18:29	
4-Chlorotoluene	ug/L	ND	0.50	0.32	03/04/22 18:29	
Benzene	ug/L	ND	0.50	0.34	03/04/22 18:29	
Bromobenzene	ug/L	ND	0.50	0.29	03/04/22 18:29	
Bromochloromethane	ug/L	ND	0.50	0.47	03/04/22 18:29	
Bromodichloromethane	ug/L	ND	0.50	0.31	03/04/22 18:29	
Bromoform	ug/L	ND	0.50	0.34	03/04/22 18:29	
Bromomethane	ug/L	ND	5.0	1.7	03/04/22 18:29	
Carbon tetrachloride	ug/L	ND	0.50	0.33	03/04/22 18:29	
Chlorobenzene	ug/L	ND	0.50	0.28	03/04/22 18:29	
Chloroethane	ug/L	ND	1.0	0.65	03/04/22 18:29	
Chloroform	ug/L	ND	0.50	0.35	03/04/22 18:29	
Chloromethane	ug/L	ND	1.0	0.54	03/04/22 18:29	
cis-1,2-Dichloroethene	ug/L	ND	0.50	0.38	03/04/22 18:29	
cis-1,3-Dichloropropene	ug/L	ND	0.50	0.36	03/04/22 18:29	
Dibromochloromethane	ug/L	ND	0.50	0.36	03/04/22 18:29	
Dibromomethane	ug/L	ND	0.50	0.39	03/04/22 18:29	
Dichlorodifluoromethane	ug/L	ND	0.50	0.35	03/04/22 18:29	
Diisopropyl ether	ug/L	ND	0.50	0.31	03/04/22 18:29	

Results presented on this page are in the units indicated by the "Units" column except where an alternate unit is presented to the right of the result.

REPORT OF LABORATORY ANALYSIS

This report shall not be reproduced, except in full,
without the written consent of Pace Analytical Services, LLC.

Pace Analytical Services, LLC
9800 Kincey Ave. Suite 100
Huntersville, NC 28078
(704)875-9092

QUALITY CONTROL DATA

Project: CPC Huntersville-60674226
Pace Project No.: 92591151

METHOD BLANK: 3570259 Matrix: Water
Associated Lab Samples: 92591151012

Parameter	Units	Blank Result	Reporting Limit	MDL	Analyzed	Qualifiers
Ethylbenzene	ug/L	ND	0.50	0.30	03/04/22 18:29	
Hexachloro-1,3-butadiene	ug/L	ND	2.0	1.5	03/04/22 18:29	
Isopropylbenzene (Cumene)	ug/L	ND	0.50	0.33	03/04/22 18:29	
m&p-Xylene	ug/L	ND	1.0	0.71	03/04/22 18:29	
Methyl-tert-butyl ether	ug/L	ND	0.50	0.42	03/04/22 18:29	
Methylene Chloride	ug/L	ND	2.0	2.0	03/04/22 18:29	
n-Butylbenzene	ug/L	ND	0.50	0.49	03/04/22 18:29	
n-Propylbenzene	ug/L	ND	0.50	0.34	03/04/22 18:29	
Naphthalene	ug/L	ND	2.0	0.64	03/04/22 18:29	
o-Xylene	ug/L	ND	0.50	0.34	03/04/22 18:29	
sec-Butylbenzene	ug/L	ND	0.50	0.40	03/04/22 18:29	
Styrene	ug/L	ND	0.50	0.29	03/04/22 18:29	
tert-Butylbenzene	ug/L	ND	0.50	0.32	03/04/22 18:29	
Tetrachloroethene	ug/L	ND	0.50	0.29	03/04/22 18:29	
Toluene	ug/L	ND	0.50	0.48	03/04/22 18:29	
trans-1,2-Dichloroethene	ug/L	ND	0.50	0.40	03/04/22 18:29	
trans-1,3-Dichloropropene	ug/L	ND	0.50	0.36	03/04/22 18:29	
Trichloroethene	ug/L	ND	0.50	0.38	03/04/22 18:29	
Trichlorofluoromethane	ug/L	ND	1.0	0.30	03/04/22 18:29	
Vinyl chloride	ug/L	ND	1.0	0.39	03/04/22 18:29	
1,2-Dichloroethane-d4 (S)	%	98	70-130		03/04/22 18:29	
4-Bromofluorobenzene (S)	%	100	70-130		03/04/22 18:29	
Toluene-d8 (S)	%	101	70-130		03/04/22 18:29	

LABORATORY CONTROL SAMPLE: 3570260

Parameter	Units	Spike Conc.	LCS Result	LCS % Rec	% Rec Limits	Qualifiers
1,1,1,2-Tetrachloroethane	ug/L	50	51.4	103	60-140	
1,1,1-Trichloroethane	ug/L	50	48.3	97	60-140	
1,1,2,2-Tetrachloroethane	ug/L	50	49.9	100	60-140	
1,1,2-Trichloroethane	ug/L	50	50.5	101	60-140	
1,1-Dichloroethane	ug/L	50	47.0	94	60-140	
1,1-Dichloroethene	ug/L	50	46.8	94	60-140	
1,1-Dichloropropene	ug/L	50	51.1	102	60-140	
1,2,3-Trichlorobenzene	ug/L	50	56.8	114	60-140	
1,2,3-Trichloropropane	ug/L	50	48.2	96	60-140	
1,2,4-Trichlorobenzene	ug/L	50	55.0	110	60-140	
1,2,4-Trimethylbenzene	ug/L	50	49.8	100	60-140	
1,2-Dibromo-3-chloropropane	ug/L	50	57.0	114	60-140	
1,2-Dibromoethane (EDB)	ug/L	50	51.0	102	60-140	
1,2-Dichlorobenzene	ug/L	50	50.0	100	60-140	
1,2-Dichloroethane	ug/L	50	45.8	92	60-140	
1,2-Dichloropropane	ug/L	50	50.4	101	60-140	
1,3,5-Trimethylbenzene	ug/L	50	51.3	103	60-140	

Results presented on this page are in the units indicated by the "Units" column except where an alternate unit is presented to the right of the result.

This report shall not be reproduced, except in full,
without the written consent of Pace Analytical Services, LLC.

Pace Analytical Services, LLC
9800 Kincey Ave. Suite 100
Huntersville, NC 28078
(704)875-9092

QUALITY CONTROL DATA

Project: CPC Huntersville-60674226
Pace Project No.: 92591151

LABORATORY CONTROL SAMPLE: 3570260

Parameter	Units	Spike Conc.	LCS Result	LCS % Rec	% Rec Limits	Qualifiers
1,3-Dichlorobenzene	ug/L	50	50.8	102	60-140	
1,3-Dichloropropane	ug/L	50	49.5	99	60-140	
1,4-Dichlorobenzene	ug/L	50	49.0	98	60-140	
2,2-Dichloropropane	ug/L	50	49.6	99	60-140	
2-Chlorotoluene	ug/L	50	49.2	98	60-140	
4-Chlorotoluene	ug/L	50	49.0	98	60-140	
Benzene	ug/L	50	47.7	95	60-140	
Bromobenzene	ug/L	50	51.4	103	60-140	
Bromochloromethane	ug/L	50	49.9	100	60-140	
Bromodichloromethane	ug/L	50	50.4	101	60-140	
Bromoform	ug/L	50	53.5	107	60-140	
Bromomethane	ug/L	50	47.4	95	60-140	
Carbon tetrachloride	ug/L	50	45.8	92	60-140	
Chlorobenzene	ug/L	50	49.4	99	60-140	
Chloroethane	ug/L	50	45.1	90	60-140	
Chloroform	ug/L	50	50.4	101	60-140	
Chloromethane	ug/L	50	42.7	85	60-140	
cis-1,2-Dichloroethene	ug/L	50	47.7	95	60-140	
cis-1,3-Dichloropropene	ug/L	50	51.9	104	60-140	
Dibromochloromethane	ug/L	50	48.8	98	60-140	
Dibromomethane	ug/L	50	49.1	98	60-140	
Dichlorodifluoromethane	ug/L	50	44.3	89	60-140	
Diisopropyl ether	ug/L	50	46.3	93	60-140	
Ethylbenzene	ug/L	50	48.8	98	60-140	
Hexachloro-1,3-butadiene	ug/L	50	54.8	110	60-140	
Isopropylbenzene (Cumene)	ug/L	50	50.3	101	60-140	
m&p-Xylene	ug/L	100	97.5	97	60-140	
Methyl-tert-butyl ether	ug/L	50	49.3	99	60-140	
Methylene Chloride	ug/L	50	52.5	105	60-140	
n-Butylbenzene	ug/L	50	53.2	106	60-140	
n-Propylbenzene	ug/L	50	49.8	100	60-140	
Naphthalene	ug/L	50	55.5	111	60-140	
o-Xylene	ug/L	50	48.7	97	60-140	
sec-Butylbenzene	ug/L	50	50.0	100	60-140	
Styrene	ug/L	50	51.3	103	60-140	
tert-Butylbenzene	ug/L	50	42.9	86	60-140	
Tetrachloroethene	ug/L	50	48.4	97	60-140	
Toluene	ug/L	50	47.4	95	60-140	
trans-1,2-Dichloroethene	ug/L	50	48.4	97	60-140	
trans-1,3-Dichloropropene	ug/L	50	51.9	104	60-140	
Trichloroethene	ug/L	50	47.9	96	60-140	
Trichlorofluoromethane	ug/L	50	42.5	85	60-140	
Vinyl chloride	ug/L	50	47.7	95	60-140	
1,2-Dichloroethane-d4 (S)	%			103	70-130	
4-Bromofluorobenzene (S)	%			98	70-130	
Toluene-d8 (S)	%			99	70-130	

Results presented on this page are in the units indicated by the "Units" column except where an alternate unit is presented to the right of the result.

This report shall not be reproduced, except in full,
without the written consent of Pace Analytical Services, LLC.

Pace Analytical Services, LLC
9800 Kincey Ave. Suite 100
Huntersville, NC 28078
(704)875-9092

QUALITY CONTROL DATA

Project: CPC Huntersville-60674226
Pace Project No.: 92591151

MATRIX SPIKE & MATRIX SPIKE DUPLICATE: 3570261 3570262

Parameter	Units	92591327026 Result	MS Spike Conc.	MSD Spike Conc.	MS Result	MSD Result	MS % Rec	MSD % Rec	% Rec Limits	RPD	Max RPD	Qual
1,1,1,2-Tetrachloroethane	ug/L	ND	20	20	23.2	24.5	116	122	60-140	6	30	
1,1,1-Trichloroethane	ug/L	ND	20	20	24.4	25.0	122	125	60-140	3	30	
1,1,2,2-Tetrachloroethane	ug/L	ND	20	20	22.8	23.4	114	117	60-140	3	30	
1,1,2-Trichloroethane	ug/L	ND	20	20	22.6	23.1	113	116	60-140	2	30	
1,1-Dichloroethane	ug/L	ND	20	20	24.1	24.0	120	120	60-140	0	30	
1,1-Dichloroethene	ug/L	ND	20	20	24.4	24.2	122	121	60-140	1	30	
1,1-Dichloropropene	ug/L	ND	20	20	25.0	25.6	125	128	60-140	2	30	
1,2,3-Trichlorobenzene	ug/L	ND	20	20	21.1	23.2	106	116	60-140	9	30	
1,2,3-Trichloropropane	ug/L	ND	20	20	22.0	25.6	110	128	60-140	15	30	
1,2,4-Trichlorobenzene	ug/L	ND	20	20	20.3	21.6	102	108	60-140	6	30	
1,2,4-Trimethylbenzene	ug/L	ND	20	20	21.6	22.6	108	113	60-140	5	30	
1,2-Dibromo-3-chloropropane	ug/L	ND	20	20	23.5	24.6	118	123	60-140	5	30	
1,2-Dibromoethane (EDB)	ug/L	ND	20	20	22.9	23.4	115	117	60-140	2	30	
1,2-Dichlorobenzene	ug/L	ND	20	20	21.8	22.4	109	112	60-140	3	30	
1,2-Dichloroethane	ug/L	ND	20	20	22.5	22.7	113	113	60-140	1	30	
1,2-Dichloropropane	ug/L	ND	20	20	23.8	24.4	119	122	60-140	3	30	
1,3,5-Trimethylbenzene	ug/L	ND	20	20	23.0	24.1	115	121	60-140	5	30	
1,3-Dichlorobenzene	ug/L	ND	20	20	22.5	23.1	113	116	60-140	3	30	
1,3-Dichloropropane	ug/L	ND	20	20	22.0	22.9	110	114	60-140	4	30	
1,4-Dichlorobenzene	ug/L	ND	20	20	21.9	22.3	110	112	60-140	2	30	
2,2-Dichloropropane	ug/L	ND	20	20	23.4	23.6	117	118	60-140	1	30	
2-Chlorotoluene	ug/L	ND	20	20	22.2	23.0	111	115	60-140	4	30	
4-Chlorotoluene	ug/L	ND	20	20	21.2	22.4	106	112	60-140	5	30	
Benzene	ug/L	0.99	20	20	24.7	25.1	119	120	60-140	1	30	
Bromobenzene	ug/L	ND	20	20	22.7	23.3	113	116	60-140	3	30	
Bromochloromethane	ug/L	ND	20	20	23.9	23.4	119	117	60-140	2	30	
Bromodichloromethane	ug/L	ND	20	20	23.6	23.7	118	119	60-140	0	30	
Bromoform	ug/L	ND	20	20	22.5	22.7	112	114	60-140	1	30	
Bromomethane	ug/L	ND	20	20	22.4	25.6	112	128	60-140	14	30	
Carbon tetrachloride	ug/L	ND	20	20	23.5	24.7	117	123	60-140	5	30	
Chlorobenzene	ug/L	ND	20	20	23.2	23.6	116	118	60-140	2	30	
Chloroethane	ug/L	ND	20	20	25.3	26.9	127	135	60-140	6	30	
Chloroform	ug/L	0.99	20	20	25.0	25.0	120	120	60-140	0	30	
Chloromethane	ug/L	ND	20	20	22.4	22.5	112	113	60-140	1	30	
cis-1,2-Dichloroethene	ug/L	ND	20	20	23.4	24.5	117	123	60-140	5	30	
cis-1,3-Dichloropropene	ug/L	ND	20	20	22.2	22.8	111	114	60-140	3	30	
Dibromochloromethane	ug/L	ND	20	20	21.0	22.0	105	110	60-140	5	30	
Dibromomethane	ug/L	ND	20	20	22.9	23.2	114	116	60-140	1	30	
Dichlorodifluoromethane	ug/L	ND	20	20	22.9	22.9	114	115	60-140	0	30	
Diisopropyl ether	ug/L	1.4	20	20	23.4	23.3	110	110	60-140	1	30	
Ethylbenzene	ug/L	ND	20	20	23.4	24.2	116	120	60-140	4	30	
Hexachloro-1,3-butadiene	ug/L	ND	20	20	20.6	21.6	103	108	60-140	5	30	
Isopropylbenzene (Cumene)	ug/L	ND	20	20	23.6	24.6	118	123	60-140	4	30	
m&p-Xylene	ug/L	ND	40	40	47.0	48.8	116	120	60-140	4	30	

Results presented on this page are in the units indicated by the "Units" column except where an alternate unit is presented to the right of the result.

This report shall not be reproduced, except in full,
without the written consent of Pace Analytical Services, LLC.

Pace Analytical Services, LLC
9800 Kincey Ave. Suite 100
Huntersville, NC 28078
(704)875-9092

QUALITY CONTROL DATA

Project: CPC Huntersville-60674226
Pace Project No.: 92591151

MATRIX SPIKE & MATRIX SPIKE DUPLICATE: 3570261 3570262

Parameter	Units	92591327026 Result	MS Spike Conc.	MSD Spike Conc.	MS Result	MSD Result	MS % Rec	MSD % Rec	% Rec Limits	RPD	Max RPD	Qual
Methyl-tert-butyl ether	ug/L	ND	20	20	22.2	22.1	109	108	60-140	1	30	
Methylene Chloride	ug/L	ND	20	20	25.3	25.1	127	126	60-140	1	30	
n-Butylbenzene	ug/L	ND	20	20	21.2	22.0	106	110	60-140	4	30	
n-Propylbenzene	ug/L	ND	20	20	21.7	22.8	109	114	60-140	5	30	
Naphthalene	ug/L	ND	20	20	21.4	23.1	107	116	60-140	8	30	
o-Xylene	ug/L	0.36J	20	20	23.1	23.7	114	117	60-140	3	30	
sec-Butylbenzene	ug/L	ND	20	20	22.0	22.8	110	114	60-140	4	30	
Styrene	ug/L	ND	20	20	23.3	24.4	116	122	60-140	5	30	
tert-Butylbenzene	ug/L	ND	20	20	19.2	20.1	96	101	60-140	5	30	
Tetrachloroethene	ug/L	ND	20	20	22.8	23.6	114	118	60-140	4	30	
Toluene	ug/L	1.8	20	20	24.5	24.5	113	113	60-140	0	30	
trans-1,2-Dichloroethene	ug/L	ND	20	20	24.4	24.7	122	124	60-140	1	30	
trans-1,3-Dichloropropene	ug/L	ND	20	20	22.0	22.4	110	112	60-140	2	30	
Trichloroethene	ug/L	ND	20	20	23.0	24.0	115	120	60-140	5	30	
Trichlorofluoromethane	ug/L	ND	20	20	23.1	23.3	116	116	60-140	1	30	
Vinyl chloride	ug/L	ND	20	20	23.7	23.8	119	119	60-140	0	30	
1,2-Dichloroethane-d4 (S)	%						99	98	70-130			
4-Bromofluorobenzene (S)	%						98	99	70-130			
Toluene-d8 (S)	%						98	99	70-130			

Results presented on this page are in the units indicated by the "Units" column except where an alternate unit is presented to the right of the result.

This report shall not be reproduced, except in full,
without the written consent of Pace Analytical Services, LLC.

Pace Analytical Services, LLC
9800 Kincey Ave. Suite 100
Huntersville, NC 28078
(704)875-9092

QUALIFIERS

Project: CPC Huntersville-60674226
Pace Project No.: 92591151

DEFINITIONS

DF - Dilution Factor, if reported, represents the factor applied to the reported data due to dilution of the sample aliquot.

ND - Not Detected at or above adjusted reporting limit.

TNTC - Too Numerous To Count

J - Estimated concentration above the adjusted method detection limit and below the adjusted reporting limit.

MDL - Adjusted Method Detection Limit.

PQL - Practical Quantitation Limit.

RL - Reporting Limit - The lowest concentration value that meets project requirements for quantitative data with known precision and bias for a specific analyte in a specific matrix.

S - Surrogate

1,2-Diphenylhydrazine decomposes to and cannot be separated from Azobenzene using Method 8270. The result for each analyte is a combined concentration.

Consistent with EPA guidelines, unrounded data are displayed and have been used to calculate % recovery and RPD values.

LCS(D) - Laboratory Control Sample (Duplicate)

MS(D) - Matrix Spike (Duplicate)

DUP - Sample Duplicate

RPD - Relative Percent Difference

NC - Not Calculable.

SG - Silica Gel - Clean-Up

U - Indicates the compound was analyzed for, but not detected.

Acid preservation may not be appropriate for 2 Chloroethylvinyl ether.

A separate vial preserved to a pH of 4-5 is recommended in SW846 Chapter 4 for the analysis of Acrolein and Acrylonitrile by EPA Method 8260.

N-Nitrosodiphenylamine decomposes and cannot be separated from Diphenylamine using Method 8270. The result reported for each analyte is a combined concentration.

Reported results are not rounded until the final step prior to reporting. Therefore, calculated parameters that are typically reported as "Total" may vary slightly from the sum of the reported component parameters.

Pace Analytical is TNI accredited. Contact your Pace PM for the current list of accredited analytes.

TNI - The NELAC Institute.

ANALYTE QUALIFIERS

M1	Matrix spike recovery exceeded QC limits. Batch accepted based on laboratory control sample (LCS) recovery.
N2	The lab does not hold NELAC/TNI accreditation for this parameter but other accreditations/certifications may apply. A complete list of accreditations/certifications is available upon request.

This report shall not be reproduced, except in full,
without the written consent of Pace Analytical Services, LLC.

Pace Analytical Services, LLC
9800 Kincey Ave. Suite 100
Huntersville, NC 28078
(704)875-9092

QUALITY CONTROL DATA CROSS REFERENCE TABLE

Project: CPC Huntersville-60674226
Pace Project No.: 92591151

Lab ID	Sample ID	QC Batch Method	QC Batch	Analytical Method	Analytical Batch
92591151001	**MW-96**	MADEP VPH	682621		
92591151002	**MW-33**	MADEP VPH	682621		
92591151003	**MW-57**	MADEP VPH	682621		
92591151004	**MW-32**	MADEP VPH	682621		
92591151005	**MW-97D**	MADEP VPH	682621		
92591151006	**MW-95**	MADEP VPH	682621		
92591151007	**MW-01**	MADEP VPH	682621		
92591151008	**MW-53**	MADEP VPH	682621		
92591151009	**MW-87**	MADEP VPH	682621		
92591151010	**DUP-1-20220302**	MADEP VPH	682621		
92591151011	**MW-57D**	MADEP VPH	682629		
92591151012	**MW-03**	MADEP VPH	682629		
92591151013	**MW-07D**	MADEP VPH	682629		
92591151014	**MW-94**	MADEP VPH	682629		
92591151015	**MW-88**	MADEP VPH	682629		
92591151016	**MW-34**	MADEP VPH	682629		
92591151017	**MW-36**	MADEP VPH	682629		
92591151018	**MW-35**	MADEP VPH	682629		
92591151019	**MW-05**	MADEP VPH	682629		
92591151020	**EB-1-20220302**	MADEP VPH	682629		
92591151021	**MW-25D**	MADEP VPH	682629		
92591151022	**FB-1-20220302**	MADEP VPH	682629		
92591151023	**FB-2-20220302**	MADEP VPH	682629		
92591151024	**EB-2-20220302**	MADEP VPH	682629		
92591151026	**MW-89**	MADEP VPH	682629		
92591151027	**MW-56**	MADEP VPH	682629		
92591151028	**DUP-2-20220302**	MADEP VPH	682629		
92591151029	**MW-43**	MADEP VPH	682629		
92591151001	**MW-96**	EPA 3010A	682696	EPA 6020B	682714
92591151002	**MW-33**	EPA 3010A	682696	EPA 6020B	682714
92591151003	**MW-57**	EPA 3010A	682696	EPA 6020B	682714
92591151004	**MW-32**	EPA 3010A	682696	EPA 6020B	682714
92591151005	**MW-97D**	EPA 3010A	682696	EPA 6020B	682714
92591151006	**MW-95**	EPA 3010A	682696	EPA 6020B	682714
92591151007	**MW-01**	EPA 3010A	682696	EPA 6020B	682714
92591151008	**MW-53**	EPA 3010A	682696	EPA 6020B	682714
92591151009	**MW-87**	EPA 3010A	682696	EPA 6020B	682714
92591151010	**DUP-1-20220302**	EPA 3010A	682696	EPA 6020B	682714
92591151011	**MW-57D**	EPA 3010A	682696	EPA 6020B	682714
92591151012	**MW-03**	EPA 3010A	682696	EPA 6020B	682714
92591151013	**MW-07D**	EPA 3010A	682696	EPA 6020B	682714
92591151014	**MW-94**	EPA 3010A	682696	EPA 6020B	682714
92591151015	**MW-88**	EPA 3010A	682696	EPA 6020B	682714
92591151016	**MW-34**	EPA 3010A	682696	EPA 6020B	682714
92591151017	**MW-36**	EPA 3010A	682696	EPA 6020B	682714
92591151018	**MW-35**	EPA 3010A	682696	EPA 6020B	682714
92591151019	**MW-05**	EPA 3010A	682696	EPA 6020B	682714

This report shall not be reproduced, except in full,
without the written consent of Pace Analytical Services, LLC.

Pace Analytical Services, LLC
9800 Kincey Ave. Suite 100
Huntersville, NC 28078
(704)875-9092

QUALITY CONTROL DATA CROSS REFERENCE TABLE

Project: CPC Huntersville-60674226
Pace Project No.: 92591151

Lab ID	Sample ID	QC Batch Method	QC Batch	Analytical Method	Analytical Batch
92591151020	**EB-1-20220302**	EPA 3010A	682697	EPA 6020B	682715
92591151021	**MW-25D**	EPA 3010A	682697	EPA 6020B	682715
92591151024	**EB-2-20220302**	EPA 3010A	682697	EPA 6020B	682715
92591151026	**MW-89**	EPA 3010A	682697	EPA 6020B	682715
92591151027	**MW-56**	EPA 3010A	682697	EPA 6020B	682715
92591151028	**DUP-2-20220302**	EPA 3010A	682697	EPA 6020B	682715
92591151029	**MW-43**	EPA 3010A	682697	EPA 6020B	682715
92591151001	**MW-96**	SM 6200B	682325		
92591151002	**MW-33**	SM 6200B	682325		
92591151003	**MW-57**	SM 6200B	682325		
92591151004	**MW-32**	SM 6200B	682325		
92591151005	**MW-97D**	SM 6200B	682325		
92591151006	**MW-95**	SM 6200B	682325		
92591151007	**MW-01**	SM 6200B	682325		
92591151008	**MW-53**	SM 6200B	682325		
92591151009	**MW-87**	SM 6200B	682325		
92591151010	**DUP-1-20220302**	SM 6200B	682325		
92591151011	**MW-57D**	SM 6200B	682325		
92591151012	**MW-03**	SM 6200B	682553		
92591151013	**MW-07D**	SM 6200B	682325		
92591151014	**MW-94**	SM 6200B	682325		
92591151015	**MW-88**	SM 6200B	682325		
92591151016	**MW-34**	SM 6200B	682325		
92591151017	**MW-36**	SM 6200B	682325		
92591151018	**MW-35**	SM 6200B	682325		
92591151019	**MW-05**	SM 6200B	682325		
92591151020	**EB-1-20220302**	SM 6200B	682340		
92591151021	**MW-25D**	SM 6200B	682340		
92591151022	**FB-1-20220302**	SM 6200B	682340		
92591151023	**FB-2-20220302**	SM 6200B	682340		
92591151024	**EB-2-20220302**	SM 6200B	682340		
92591151025	**TRIP BLANK**	SM 6200B	682340		
92591151026	**MW-89**	SM 6200B	682340		
92591151027	**MW-56**	SM 6200B	682340		
92591151028	**DUP-2-20220302**	SM 6200B	682340		
92591151029	**MW-43**	SM 6200B	682340		

This report shall not be reproduced, except in full,
without the written consent of Pace Analytical Services, LLC.

Pace Analytical®	Document Name: Sample Condition Upon Receipt (SCUR)	Document Revised: November 15, 2021 Page 1 of 2
	Document No.: F-CAR-CS-033-Rev.08	Issuing Authority: Pace Carolinas Quality Office

Laboratory receiving samples:
Asheville ☐ Eden ☐ Greenwood ☐ Huntersville ☑ Raleigh ☐ Mechanicsville ☐ Atlanta ☐ Kernersville ☐

Sample Condition Upon Receipt

Client Name: AECOM

Project #:

WO#: 92591151

92591151

Courier: ☐ Commercial ☐ Fed Ex ☐ Pace ☐ UPS ☐ USPS ☐ Other:____ ☑ Client

Custody Seal Present? ☐ Yes ☑ No **Seals Intact?** ☐ Yes ☑ No

Date/Initials Person Examining Contents: KB 3/3/22

Packing Material: ☐ Bubble Wrap ☑ Bubble Bags ☐ None ☐ Other

Biological Tissue Frozen? ☐ Yes ☐ No ☑ N/A

Thermometer: ☑ IR Gun ID: 92TOC04

Type of Ice: ☑ Wet ☐ Blue ☐ None

Cooler Temp: 3.1, 4.1, 1.3 **Correction Factor:** Add/Subtract (°C) 0

Cooler Temp Corrected (°C): 3.1, 4.1, 1.3

Temp should be above freezing to 6°C
☐ Samples out of temp criteria. Samples on ice, cooling process has begun

USDA Regulated Soil (☑ N/A, water sample)

Did samples originate in a quarantine zone within the United States: CA, NY, or SC (check maps)? ☐ Yes ☐ No

Did samples originate from a foreign source (internationally, including Hawaii and Puerto Rico)? ☐ Yes ☐ No

				Comments/Discrepancy:
Chain of Custody Present?	☑ Yes	☐ No	☐ N/A	1.
Samples Arrived within Hold Time?	☑ Yes	☐ No	☐ N/A	2.
Short Hold Time Analysis (<72 hr.)?	☐ Yes	☑ No	☐ N/A	3.
Rush Turn Around Time Requested?	☐ Yes	☑ No	☐ N/A	4.
Sufficient Volume?	☑ Yes	☐ No	☐ N/A	5.
Correct Containers Used?	☑ Yes	☐ No	☐ N/A	6.
-Pace Containers Used?	☑ Yes	☐ No	☐ N/A	
Containers Intact?	☑ Yes	☐ No	☐ N/A	7.
Dissolved analysis: Samples Field Filtered?	☐ Yes	☑ No	☐ N/A	8.
Sample Labels Match COC?	☑ Yes	☐ No	☐ N/A	9.
-Includes Date/Time/ID/Analysis Matrix: WT				
Headspace in VOA Vials (>5-6mm)?	☐ Yes	☑ No	☐ N/A	10.
Trip Blank Present?	☐ Yes	☑ No	☐ N/A	11.
Trip Blank Custody Seals Present?	☐ Yes	☑ No	☐ N/A	

COMMENTS/SAMPLE DISCREPANCY

Field Data Required? ☐ Yes ☐ No

Lot ID of split containers:

CLIENT NOTIFICATION/RESOLUTION

Person contacted: _____ Date/Time: _____

Project Manager SCURF Review: _____ **Date:** _____

Project Manager SRF Review: _____ **Date:** _____

Pace Analytical®	Document Name: Sample Condition Upon Receipt (SCUR)	Document Revised: November 15, 2021 Page 1 of 2
	Document No.: F-CAR-CS-033-Rev.08	Issuing Authority: Pace Carolinas Quality Office

Laboratory receiving samples:
Asheville ☐ Eden ☐ Greenwood ☐ Huntersville ☑ Raleigh ☐ Mechanicsville ☐ Atlanta ☐ Kernersville ☐

Sample Condition Upon Receipt

Client Name: AECom

Project #:

Courier: ☐ Fed Ex ☐ UPS ☐ USPS ☑ Client ☐ Commercial ☐ Pace ☐ Other:____

Custody Seal Present? ☐ Yes ☑ No **Seals Intact?** ☐ Yes ☑ No

Date/Initials Person Examining Contents: KB 3/3/22

Packing Material: ☐ Bubble Wrap ☑ Bubble Bags ☐ None ☐ Other

Biological Tissue Frozen? ☐ Yes ☐ No ☑ N/A

Thermometer: ☑ IR Gun ID: 92T064

Type of Ice: ☑ Wet ☐ Blue ☐ None

Cooler Temp: 3.1, 4.1, 1.3 **Correction Factor:** Add/Subtract (°C) 0

Temp should be above freezing to 6°C
☐ Samples out of temp criteria. Samples on ice, cooling process has begun

Cooler Temp Corrected (°C): 3.1, 4.1, 1.3

USDA Regulated Soil (☑ N/A, water sample)

Did samples originate in a quarantine zone within the United States: CA, NY, or SC (check maps)? ☐ Yes ☐ No

Did samples originate from a foreign source (internationally, including Hawaii and Puerto Rico)? ☐ Yes ☐ No

				Comments/Discrepancy:
Chain of Custody Present?	☑ Yes	☐ No	☐ N/A	1.
Samples Arrived within Hold Time?	☑ Yes	☐ No	☐ N/A	2.
Short Hold Time Analysis (<72 hr.)?	☐ Yes	☑ No	☐ N/A	3.
Rush Turn Around Time Requested?	☐ Yes	☑ No	☐ N/A	4.
Sufficient Volume?	☑ Yes	☐ No	☐ N/A	5.
Correct Containers Used?	☑ Yes	☐ No	☐ N/A	6.
-Pace Containers Used?	☑ Yes	☐ No	☐ N/A	
Containers Intact?	☑ Yes	☐ No	☐ N/A	7.
Dissolved analysis: Samples Field Filtered?	☐ Yes	☑ No	☐ N/A	8.
Sample Labels Match COC?	☑ Yes	☐ No	☐ N/A	9.
-Includes Date/Time/ID/Analysis Matrix: WT				
Headspace in VOA Vials (>5-6mm)?	☐ Yes	☑ No	☐ N/A	10.
Trip Blank Present?	☑ Yes	☐ No	☐ N/A	11.
Trip Blank Custody Seals Present?	☑ Yes	☐ No	☐ N/A	

COMMENTS/SAMPLE DISCREPANCY

Field Data Required? ☐ Yes ☐ No

BP3N MW-89 has a pH of 6.0

Lot ID of split containers:

CLIENT NOTIFICATION/RESOLUTION

Person contacted: _____ Date/Time: _____

Project Manager SCURF Review: _____ **Date:** _____

Project Manager SRF Review: _____ **Date:** _____

***Check mark top half of box if pH and/or dechlorination is verified and within the acceptance range for preservation samples.**

Exceptions: VOA, Coliform, TOC, Oil and Grease, DRO/8015 (water) DOC, LLHg

****Bottom half of box is to list number of bottles**

Project WO#: 92591151

PM: BV Due Date: 03/08/22

CLIENT: 92-AECOM CHA

Item#	BP4U-125 mL Plastic Unpreserved (N/A) (Cl-)	BP3U-250 mL Plastic Unpreserved (N/A)	BP2U-500 mL Plastic Unpreserved (N/A)	BP1U-1 liter Plastic Unpreserved (N/A)	BP4S-125 mL Plastic H2SO4 (pH < 2) (Cl-)	BP3N-250 mL plastic HNO3 (pH < 2)	BP4Z-125 mL Plastic ZN Acetate & NaOH (>9)	BP4B-125 mL Plastic NaOH (pH > 12) (Cl-)	WGFU-Wide-mouthed Glass jar Unpreserved	AG1U-1 liter Amber Unpreserved (N/A) (Cl-)	AG1H-1 liter Amber HCl (pH < 2)	AG3U-250 mL Amber Unpreserved (N/A) (Cl-)	AG1S-1 liter Amber H2SO4 (pH < 2)	AG3S-250 mL Amber H2SO4 (pH < 2)	AG3A(DG3A)-250 mL Amber NH4Cl (N/A)(Cl-)	DG9H-40 mL VOA HCl (N/A)	VG9T-40 mL VOA Na2S2O3 (N/A)	VG9U-40 mL VOA Unpreserved (N/A)	DG9P-40 mL VOA H3PO4 (N/A)	VOAK (3 vials per kit)-5035 kit (N/A)	V/GK (3 vials per kit)-VPH/Gas kit (N/A)	SP5T-125 mL Sterile Plastic (N/A – lab)	SP2T-250 mL Sterile Plastic (N/A – lab)		BP3A-250 mL Plastic (NH2)2SO4 (9.3-9.7)	AG0U-100 mL Amber Unpreserved vials (N/A)	VSGU-20 mL Scintillation vials (N/A)	DG9U-40 mL Amber Unpreserved vials (N/A)
1						✓										7												
2																4												
3						✓										7												
4						✓										7												
5						✓										7												
6						✓										7												
7																												
8																												
9																												
10																												
11																												
12																												

pH Adjustment Log for Preserved Samples

Sample ID	Type of Preservative	pH upon receipt	Date preservation adjusted	Time preservation adjusted	Amount of Preservative added	Lot #

Note: Whenever there is a discrepancy affecting North Carolina compliance samples, a copy of this form will be sent to the North Carolina DEHNR Certification Office (I.e. Out of hold, incorrect preservative, out of temp, incorrect containers.

***Check mark top half of box if pH and/or dechlorination is verified and within the acceptance range for preservation samples.**

Exceptions: VOA, Coliform, TOC, Oil and Grease, DRO/8015 (water) DOC, LLHg

****Bottom half of box is to list number of bottles**

Project #

Item#	BP4U-125 mL Plastic Unpreserved (N/A) (Cl-)	BP3U-250 mL Plastic Unpreserved (N/A)	BP2U-500 mL Plastic Unpreserved (N/A)	BP1U-1 liter Plastic Unpreserved (N/A)	BP4S-125 mL Plastic H2SO4 (pH < 2) (Cl-)	BP3N-250 mL plastic HNO3 (pH < 2)	BP4Z-125 mL Plastic ZN Acetate & NaOH (>9)	BP4B-125 mL Plastic NaOH (pH > 12) (Cl-)	WGFU-Wide-mouthed Glass jar Unpreserved	AG1U-1 liter Amber Unpreserved (N/A) (Cl-)	AG1H-1 liter Amber HCl (pH < 2)	AG3U-250 mL Amber Unpreserved (N/A) (Cl-)	AG1S-1 liter Amber H2SO4 (pH < 2)	AG3S-250 mL Amber H2SO4 (pH < 2)	AG3A(DG3A)-250 mL Amber NH4Cl (N/A)(Cl-)	DG9H-40 mL VOA HCl (N/A)	VG9T-40 mL VOA Na2S2O3 (N/A)	VG9U-40 mL VOA Unpreserved (N/A)	DG9P-40 mL VOA H3PO4 (N/A)	VOAK (3 vials per kit)-5035 kit (N/A)	V/GK (3 vials per kit)-VPH/Gas kit (N/A)	SP5T-125 mL Sterile Plastic (N/A – lab)	SP2T-250 mL Sterile Plastic (N/A – lab)		BP3A-250 mL Plastic (NH2)2SO4 (9.3-9.7)	AG0U-100 mL Amber Unpreserved vials (N/A)	VSGU-20 mL Scintillation vials (N/A)	DG9U-40 mL Amber Unpreserved vials (N/A)
1						1 ✓										1												
2						1 ✓										1												
3						1 ✓										1												
4						1 ✓										1												
5						1 ✓										1												
6						1 ✓										1												
7						1 ✓										1												
8						1 ✓										1												
9						1 ✓										1												
10						1 ✓										1												
11																1												
12																1												

pH Adjustment Log for Preserved Samples

Sample ID	Type of Preservative	pH upon receipt	Date preservation adjusted	Time preservation adjusted	Amount of Preservative added	Lot #

~~Note: Whenever there is a discrepancy affecting North Carolina compliance samples, a copy of this form will be sent to the North Carolina DEHNR Certification Office (i.e.~~ Out of hold, incorrect preservative, out of temp, incorrect containers.

***Check mark top half of box if pH and/or dechlorination is verified and within the acceptance range for preservation samples.**

Exceptions: VOA, Coliform, TOC, Oil and Grease, DRO/8015 (water) DOC, LLHg

****Bottom half of box is to list number of bottles**

Project #

Item#	BP4U-125 mL Plastic Unpreserved (N/A) (Cl-)	BP3U-250 mL Plastic Unpreserved (N/A)	BP2U-500 mL Plastic Unpreserved (N/A)	BP1U-1 liter Plastic Unpreserved (N/A)	BP4S-125 mL Plastic H2SO4 (pH < 2) (Cl-)	BP3N-250 mL plastic HNO3 (pH < 2)	BP4Z-125 mL Plastic ZN Acetate & NaOH (>9)	BP4B-125 mL Plastic NaOH (pH > 12) (Cl-)	WGFU-Wide-mouthed Glass jar Unpreserved	AG1U-1 liter Amber Unpreserved (N/A) (Cl-)	AG1H-1 liter Amber HCl (pH < 2)	AG3U-250 mL Amber Unpreserved (N/A) (Cl-)	AG1S-1 liter Amber H2SO4 (pH < 2)	AG3S-250 mL Amber H2SO4 (pH < 2)	AG3A(DG3A)-250 mL Amber NH4Cl (N/A)(Cl-)	DG9H-40 mL VOA HCl (N/A)	VG9T-40 mL VOA Na2S2O3 (N/A)	VG9U-40 mL VOA Unpreserved (N/A)	DG9P-40 mL VOA H3PO4 (N/A)	VOAK (3 vials per kit)-5035 kit (N/A)	V/GK (3 vials per kit)-VPH/Gas kit (N/A)	SP5T-125 mL Sterile Plastic (N/A – lab)	SP2T-250 mL Sterile Plastic (N/A – lab)		BP3A-250 mL Plastic (NH2)2SO4 (9.3-9.7)	AG0U-100 mL Amber Unpreserved vials (N/A)	VSGU-20 mL Scintillation vials (N/A)	DG9U-40 mL Amber Unpreserved vials (N/A)
1						✓ 1										1												
2						✓ 1										1												
3						✓ 1										1												
4																												
5						✓ 1										1												
6						✓ 1										1												
7						✓ 1										1												
8						✓ 1										1												
9						✓ 1										1												
10						✓ 1										1												
11						✓ 1										1												
12						✓ 1										1												

pH Adjustment Log for Preserved Samples

Sample ID	Type of Preservative	pH upon receipt	Date preservation adjusted	Time preservation adjusted	Amount of Preservative added	Lot #

Note: Whenever there is a discrepancy affecting North Carolina compliance samples, a copy of this form will be sent to the North Carolina DEHNR Certification Office (i.e. Out of hold, incorrect preservative, out of temp, incorrect containers.

Yellow

Pace Analytical
WWW.PACELABS.COM

CHAIN-OF-CUSTODY / Analytical Request Document

The Chain-of-Custody is a LEGAL DOCUMENT. All relevant fields must be completed accurately.

Submitting a sample via this chain of custody constitutes acknowledgment and acceptance of the Pace Terms and Conditions found at https://info.pacelabs.com/hubfs/pas-standard-terms.pdf.

Page : 1 Of 3

Section A
Required Client Information:

Company:	AECOM
Address:	6000 Fairview Road
	Suite 200, Charlotte, NC 28226
Email:	andrew.wreschnig@aecom.com
Phone:	(704)522-0330 Fax:
Requested Due Date:	

Section B
Required Project Information:

Report To:	Andrew Wreschnig
Copy To:	
Purchase Order #:	
Project Name:	CPC Huntersville ~~60669876~~
Project #:	60674226

Section C
Invoice Information:

Attention:	
Company Name:	
Address:	
Pace Quote:	
Pace Project Manager:	bonnie.vang@pacelabs.com,
Pace Profile #:	12518-3

Regulatory Agency

State / Location: NC

Requested Analysis Filtered (Y/N)

ITEM #	SAMPLE ID (One Character per box. (A-Z, 0-9 / , -) Sample Ids must be unique)	MATRIX CODE (see valid codes to left)	SAMPLE TYPE (G=GRAB C=COMP)	COLLECTED START DATE	COLLECTED START TIME	COLLECTED END DATE	COLLECTED END TIME	SAMPLE TEMP AT COLLECTION	# OF CONTAINERS	Preservatives: Unpreserved	H2SO4	HNO3	HCl	NaOH	Na2S2O3	Methanol	Other	Analyses Test Y/N	6200	VPH	Lead; Total	Trip BLANK	DI Water	Residual Chlorine (Y/N)	92591151
1	MW-96	WT	G	3/2/22	0920				8			1	7						X	X	X				001
2	MW-33				0920																				002
3	MW-57				1000																				003
4	mdk ~~MW-96~~				~~0955~~																				~~004~~ - VKL 3/3/22
5	MW-32				1040																				004
6	MW-97D				1030																				005
7	MW-95				1105																				006
8	MW-01				1100																				007
9	MW-53				1130																				008
10	MW-87				0955																				009
11	DUP-1-20220302				--																				010
12	MW-57D				1210																				011

ADDITIONAL COMMENTS	RELINQUISHED BY / AFFILIATION	DATE	TIME	ACCEPTED BY / AFFILIATION	DATE	TIME	SAMPLE CONDITIONS: TEMP in C	Received on Ice (Y/N)	Custody Sealed Cooler (Y/N)	Samples Intact (Y/N)
	Mike de Kozlowski / AECOM	3/2/22	1630	KS Pace HVL	3/2/22	1630	3.1	Y	N	Y

SAMPLER NAME AND SIGNATURE

PRINT Name of SAMPLER: Mike de Kozlowski

SIGNATURE of SAMPLER: Mike de Kozlowski

DATE Signed: 3/2/22

Yellow

Pace Analytical
WWW.PACELABS.COM

CHAIN-OF-CUSTODY / Analytical Request Document

The Chain-of-Custody is a LEGAL DOCUMENT. All relevant fields must be completed accurately.

Submitting a sample via this chain of custody constitutes acknowledgment and acceptance of the Pace Terms and Conditions found at https://info.pacelabs.com/hubfs/pas-standard-terms.pdf.

Page : 2 Of 3

Section A — Required Client Information:

Company:	AECOM
Address:	6000 Fairview Road
	Suite 200, Charlotte, NC 28226
Email:	andrew.wreschnig@aecom.com
Phone:	(704)522-0330 Fax:
Requested Due Date:	

Section B — Required Project Information:

Report To:	Andrew Wreschnig
Copy To:	
Purchase Order #:	
Project Name:	CPC Huntersville ~~60639870~~
Project #:	60674226

Section C — Invoice Information:

Attention:	
Company Name:	
Address:	
Pace Quote:	
Pace Project Manager:	bonnie.vang@pacelabs.com,
Pace Profile #:	12518-3

Regulatory Agency	
State / Location	NC

Requested Analysis Filtered (Y/N)

ITEM #	SAMPLE ID (One Character per box. (A-Z, 0-9 / , -) Sample Ids must be unique)	MATRIX CODE (see valid codes to left)	SAMPLE TYPE (G=GRAB C=COMP)	COLLECTED START DATE	COLLECTED START TIME	COLLECTED END DATE	COLLECTED END TIME	SAMPLE TEMP AT COLLECTION	# OF CONTAINERS	Preservatives: Unpreserved	H2SO4	HNO3	HCl	NaOH	Na2S2O3	Methanol	Other	Analyses Test (Y/N): 6200	VPH	Lead; Total	Trip BLANK	DI Water	Residual Chlorine (Y/N)	92591181
1	MW-03	WT	G	3/2/22	1245				8			1	7					X	X	X				012
2	MW-07D				1225																			013
3	MW-94				1250																			014
4	MW-88				1305																			015
5	MW-34				1335																			016
6	MW-36				1320																			017
7	MW-35				1345																			018
8	MW-05				1225																			019
9	EB-1-20220302				1415																			020
10	MW-25D				1425																			021
11	FB-1-20220302				1500				7				7					X	X					022
12	FB-2-20220302				1430				7				7					X	X					023

ADDITIONAL COMMENTS	RELINQUISHED BY / AFFILIATION	DATE	TIME	ACCEPTED BY / AFFILIATION	DATE	TIME	SAMPLE CONDITIONS			
	Mike de Kozlowski / AECOM	3/2/22	1630	KS Pace HVL	3/2/22	1630	3.1	Y	N	Y

SAMPLER NAME AND SIGNATURE

PRINT Name of SAMPLER: Mike de Kozlowski

SIGNATURE of SAMPLER: Mike de Kozlowski DATE Signed: 3/2/22

TEMP in C	Received on Ice (Y/N)	Custody Sealed Cooler (Y/N)	Samples Intact (Y/N)

Yellow

Pace Analytical®
WWW.PACELABS.COM

CHAIN-OF-CUSTODY / Analytical Request Document

The Chain-of-Custody is a LEGAL DOCUMENT. All relevant fields must be completed accurately.

Submitting a sample via this chain of custody constitutes acknowledgment and acceptance of the Pace Terms and Conditions found at https://info.pacelabs.com/hubfs/pas-standard-terms.pdf.

Page : 3 Of 3

Section A — Required Client Information:

Company:	AECOM
Address:	6000 Fairview Road
	Suite 200, Charlotte, NC 28226
Email:	andrew.wreschnig@aecom.com
Phone:	(704)522-0330 Fax:
Requested Due Date:	

Section B — Required Project Information:

Report To:	Andrew Wreschnig
Copy To:	
Purchase Order #:	
Project Name:	CPC Huntersville ~~60639876~~
Project #:	60674226

Section C — Invoice Information:

Attention:	
Company Name:	
Address:	
Pace Quote:	
Pace Project Manager:	bonnie.vang@pacelabs.com,
Pace Profile #:	12518-3

Regulatory Agency	State / Location
	NC

MATRIX CODE: Drinking Water DW; Water WT; Waste Water WW; Product P; Soil/Solid SL; Oil OL; Wipe WP; Air AR; Other OT; Tissue TS

ITEM #	SAMPLE ID (One Character per box. (A-Z, 0-9 / , -) Sample Ids must be unique)	MATRIX CODE (see valid codes to left)	SAMPLE TYPE (G=GRAB C=COMP)	COLLECTED START DATE	COLLECTED START TIME	COLLECTED END DATE	COLLECTED END TIME	SAMPLE TEMP AT COLLECTION	# OF CONTAINERS	Preservatives: Unpreserved	H2SO4	HNO3	HCl	NaOH	Na2S2O3	Methanol	Other	Analyses Test (Y/N)	6200	VPH	Lead; Total	Trip BLANK	DI Water	Residual Chlorine (Y/N)	9259N51
1	EB-2-20220302	WT	G	3/2/22	1530				8			X	X						X	X	X				024
2	Trip Blank	Lab	Provided						4													X			025
3	MW-89	WT	G	3/2/22	1450				8			X	X						X	X	X				All MWs on 026
4	MW-56	WT	G	3/2/22	1500				8			X	X						X	X	X				this chain are 027
5	Dup-2-20220302	WT	G	3/2/22	—				8			X	X						X	X	X				in the cooler 028
6	MW-43	WT	G	3/2/22	1535				8			X	X						X	X	X				with the "Pink" 029
7																									labeled trip
8																									blank
9																									
10																									
11																									
12																									

ADDITIONAL COMMENTS	RELINQUISHED BY / AFFILIATION	DATE	TIME	ACCEPTED BY / AFFILIATION	DATE	TIME	SAMPLE CONDITIONS			
	Mike de Kozlowski / AECOM	3/2/22	1630	KS Pace HVL	3/2/22	1630	5.1	Y	N	Y

SAMPLER NAME AND SIGNATURE

PRINT Name of SAMPLER: Mike de Kozlowski

SIGNATURE of SAMPLER: Mike de Kozlowski

DATE Signed: 3/2/22

TEMP in C	Received on Ice (Y/N)	Custody Sealed Cooler (Y/N)	Samples Intact (Y/N)

Pace Analytical Services, LLC
9800 Kincey Ave. Suite 100
Huntersville, NC 28078
(704)875-9092

March 08, 2022

Andrew Wreschnig
AECOM
6000 Fairview Road
Suite 200
Charlotte, NC 28210

RE: Project: CPC Huntersville-60674226
Pace Project No.: 92591324

Dear Andrew Wreschnig:

Enclosed are the analytical results for sample(s) received by the laboratory on March 03, 2022. The results relate only to the samples included in this report. Results reported herein conform to the applicable TNI/NELAC Standards and the laboratory's Quality Manual, where applicable, unless otherwise noted in the body of the report.

The test results provided in this final report were generated by each of the following laboratories within the Pace Network:

- Pace Analytical Services - Asheville
- Pace Analytical Services - Charlotte

If you have any questions concerning this report, please feel free to contact me.

Sincerely,

Bonnie Vang

Bonnie Vang
bonnie.vang@pacelabs.com
(704)875-9092
Project Manager

Enclosures

cc: Teresa Amentt Jennings, AECOM
Jeff Morrison, Colonial Pipeline Company

REPORT OF LABORATORY ANALYSIS

This report shall not be reproduced, except in full,
without the written consent of Pace Analytical Services, LLC.

Pace Analytical Services, LLC
9800 Kincey Ave. Suite 100
Huntersville, NC 28078
(704)875-9092

CERTIFICATIONS

Project: CPC Huntersville-60674226
Pace Project No.: 92591324

Pace Analytical Services Charlotte

South Carolina Laboratory ID: 99006
9800 Kincey Ave. Ste 100, Huntersville, NC 28078
North Carolina Drinking Water Certification #: 37706
North Carolina Field Services Certification #: 5342
North Carolina Wastewater Certification #: 12
South Carolina Laboratory ID: 99006
South Carolina Certification #: 99006001
South Carolina Drinking Water Cert. #: 99006003
Florida/NELAP Certification #: E87627
Kentucky UST Certification #: 84
Louisiana DoH Drinking Water #: LA029
Virginia/VELAP Certification #: 460221

Pace Analytical Services Asheville

2225 Riverside Drive, Asheville, NC 28804
Florida/NELAP Certification #: E87648
North Carolina Drinking Water Certification #: 37712
North Carolina Wastewater Certification #: 40
South Carolina Laboratory ID: 99030
South Carolina Certification #: 99030001
Virginia/VELAP Certification #: 460222

This report shall not be reproduced, except in full,
without the written consent of Pace Analytical Services, LLC.

Pace Analytical Services, LLC
9800 Kincey Ave. Suite 100
Huntersville, NC 28078
(704)875-9092

SAMPLE SUMMARY

Project: CPC Huntersville-60674226
Pace Project No.: 92591324

Lab ID	Sample ID	Matrix	Date Collected	Date Received
92591324001	**MW-73**	Water	03/03/22 10:00	03/03/22 15:30
92591324002	**MW-86**	Water	03/03/22 12:55	03/03/22 15:30
92591324003	**TRIP BLANK 3**	Water	03/03/22 00:00	03/03/22 15:30

This report shall not be reproduced, except in full,
without the written consent of Pace Analytical Services, LLC.

Pace Analytical Services, LLC
9800 Kincey Ave. Suite 100
Huntersville, NC 28078
(704)875-9092

SAMPLE ANALYTE COUNT

Project: CPC Huntersville-60674226
Pace Project No.: 92591324

Lab ID	Sample ID	Method	Analysts	Analytes Reported	Laboratory
92591324001	**MW-73**	MADEP VPH	MAD	6	PASI-C
		EPA 6020B	JOR	1	PASI-A
		SM 6200B	NSCQ	63	PASI-C
92591324002	**MW-86**	MADEP VPH	MAD	6	PASI-C
		EPA 6020B	JOR	1	PASI-A
		SM 6200B	NSCQ	63	PASI-C
92591324003	**TRIP BLANK 3**	SM 6200B	BSH	63	PASI-C

PASI-A = Pace Analytical Services - Asheville
PASI-C = Pace Analytical Services - Charlotte

This report shall not be reproduced, except in full,
without the written consent of Pace Analytical Services, LLC.

Pace Analytical Services, LLC
9800 Kincey Ave. Suite 100
Huntersville, NC 28078
(704)875-9092

ANALYTICAL RESULTS

Project: CPC Huntersville-60674226
Pace Project No.: 92591324

Sample: MW-73 **Lab ID: 92591324001** Collected: 03/03/22 10:00 Received: 03/03/22 15:30 Matrix: Water

Parameters	Results	Units	Report Limit	MDL	DF	Prepared	Analyzed	CAS No.	Qual
VPH NC Water	Analytical Method: MADEP VPH								
	Pace Analytical Services - Charlotte								
Total VPH (C5-C12)	ND	ug/L	50.0	50.0	1		03/05/22 11:26		N2
Aliphatic (C05-C08)	ND	ug/L	50.0	50.0	1		03/05/22 11:26		N2
Aliphatic(C09-C12) Adjusted	ND	ug/L	50.0	50.0	1		03/05/22 11:26		N2
Aromatic (C09-C10)	ND	ug/L	50.0	50.0	1		03/05/22 11:26		N2
Surrogates									
4-Bromofluorobenzene (FID) (S)	103	%	70-130		1		03/05/22 11:26	460-00-4	
4-Bromofluorobenzene (PID) (S)	91	%	70-130		1		03/05/22 11:26	460-00-4	
6020 MET ICPMS	Analytical Method: EPA 6020B Preparation Method: EPA 3010A								
	Pace Analytical Services - Asheville								
Lead	**64.9**	ug/L	25.0	0.38	5	03/05/22 11:43	03/07/22 18:06	7439-92-1	
6200B MSV	Analytical Method: SM 6200B								
	Pace Analytical Services - Charlotte								
Benzene	ND	ug/L	0.50	0.34	1		03/04/22 16:56	71-43-2	
Bromobenzene	ND	ug/L	0.50	0.29	1		03/04/22 16:56	108-86-1	
Bromochloromethane	ND	ug/L	0.50	0.47	1		03/04/22 16:56	74-97-5	
Bromodichloromethane	ND	ug/L	0.50	0.31	1		03/04/22 16:56	75-27-4	
Bromoform	ND	ug/L	0.50	0.34	1		03/04/22 16:56	75-25-2	
Bromomethane	ND	ug/L	5.0	1.7	1		03/04/22 16:56	74-83-9	
n-Butylbenzene	ND	ug/L	0.50	0.49	1		03/04/22 16:56	104-51-8	
sec-Butylbenzene	ND	ug/L	0.50	0.40	1		03/04/22 16:56	135-98-8	
tert-Butylbenzene	ND	ug/L	0.50	0.32	1		03/04/22 16:56	98-06-6	
Carbon tetrachloride	ND	ug/L	0.50	0.33	1		03/04/22 16:56	56-23-5	
Chlorobenzene	ND	ug/L	0.50	0.28	1		03/04/22 16:56	108-90-7	
Chloroethane	ND	ug/L	1.0	0.65	1		03/04/22 16:56	75-00-3	
Chloroform	ND	ug/L	0.50	0.35	1		03/04/22 16:56	67-66-3	
Chloromethane	ND	ug/L	1.0	0.54	1		03/04/22 16:56	74-87-3	
2-Chlorotoluene	ND	ug/L	0.50	0.32	1		03/04/22 16:56	95-49-8	
4-Chlorotoluene	ND	ug/L	0.50	0.32	1		03/04/22 16:56	106-43-4	
1,2-Dibromo-3-chloropropane	ND	ug/L	1.0	0.34	1		03/04/22 16:56	96-12-8	
Dibromochloromethane	ND	ug/L	0.50	0.36	1		03/04/22 16:56	124-48-1	
1,2-Dibromoethane (EDB)	ND	ug/L	0.50	0.27	1		03/04/22 16:56	106-93-4	
Dibromomethane	ND	ug/L	0.50	0.39	1		03/04/22 16:56	74-95-3	
1,2-Dichlorobenzene	ND	ug/L	0.50	0.34	1		03/04/22 16:56	95-50-1	
1,3-Dichlorobenzene	ND	ug/L	0.50	0.34	1		03/04/22 16:56	541-73-1	
1,4-Dichlorobenzene	ND	ug/L	0.50	0.33	1		03/04/22 16:56	106-46-7	
Dichlorodifluoromethane	ND	ug/L	0.50	0.35	1		03/04/22 16:56	75-71-8	
1,1-Dichloroethane	ND	ug/L	0.50	0.37	1		03/04/22 16:56	75-34-3	
1,2-Dichloroethane	ND	ug/L	0.50	0.32	1		03/04/22 16:56	107-06-2	
1,1-Dichloroethene	ND	ug/L	0.50	0.35	1		03/04/22 16:56	75-35-4	
cis-1,2-Dichloroethene	ND	ug/L	0.50	0.38	1		03/04/22 16:56	156-59-2	
trans-1,2-Dichloroethene	ND	ug/L	0.50	0.40	1		03/04/22 16:56	156-60-5	
1,2-Dichloropropane	ND	ug/L	0.50	0.36	1		03/04/22 16:56	78-87-5	
1,3-Dichloropropane	ND	ug/L	0.50	0.28	1		03/04/22 16:56	142-28-9	

This report shall not be reproduced, except in full,
without the written consent of Pace Analytical Services, LLC.

Pace Analytical Services, LLC
9800 Kincey Ave. Suite 100
Huntersville, NC 28078
(704)875-9092

ANALYTICAL RESULTS

Project: CPC Huntersville-60674226
Pace Project No.: 92591324

Sample: MW-73 **Lab ID: 92591324001** Collected: 03/03/22 10:00 Received: 03/03/22 15:30 Matrix: Water

Parameters	Results	Units	Report Limit	MDL	DF	Prepared	Analyzed	CAS No.	Qual
6200B MSV	Analytical Method: SM 6200B								
	Pace Analytical Services - Charlotte								
2,2-Dichloropropane	ND	ug/L	0.50	0.39	1		03/04/22 16:56	594-20-7	
1,1-Dichloropropene	ND	ug/L	0.50	0.43	1		03/04/22 16:56	563-58-6	
cis-1,3-Dichloropropene	ND	ug/L	0.50	0.36	1		03/04/22 16:56	10061-01-5	
trans-1,3-Dichloropropene	ND	ug/L	0.50	0.36	1		03/04/22 16:56	10061-02-6	
Diisopropyl ether	ND	ug/L	0.50	0.31	1		03/04/22 16:56	108-20-3	
Ethylbenzene	ND	ug/L	0.50	0.30	1		03/04/22 16:56	100-41-4	
Hexachloro-1,3-butadiene	ND	ug/L	2.0	1.5	1		03/04/22 16:56	87-68-3	M1
Isopropylbenzene (Cumene)	ND	ug/L	0.50	0.33	1		03/04/22 16:56	98-82-8	
Methylene Chloride	ND	ug/L	2.0	2.0	1		03/04/22 16:56	75-09-2	
Methyl-tert-butyl ether	ND	ug/L	0.50	0.42	1		03/04/22 16:56	1634-04-4	
Naphthalene	ND	ug/L	2.0	0.64	1		03/04/22 16:56	91-20-3	
n-Propylbenzene	ND	ug/L	0.50	0.34	1		03/04/22 16:56	103-65-1	
Styrene	ND	ug/L	0.50	0.29	1		03/04/22 16:56	100-42-5	
1,1,1,2-Tetrachloroethane	ND	ug/L	0.50	0.31	1		03/04/22 16:56	630-20-6	
1,1,2,2-Tetrachloroethane	ND	ug/L	0.50	0.22	1		03/04/22 16:56	79-34-5	
Tetrachloroethene	ND	ug/L	0.50	0.29	1		03/04/22 16:56	127-18-4	
Toluene	ND	ug/L	0.50	0.48	1		03/04/22 16:56	108-88-3	
1,2,3-Trichlorobenzene	ND	ug/L	2.0	0.81	1		03/04/22 16:56	87-61-6	
1,2,4-Trichlorobenzene	ND	ug/L	2.0	0.64	1		03/04/22 16:56	120-82-1	
1,1,1-Trichloroethane	ND	ug/L	0.50	0.33	1		03/04/22 16:56	71-55-6	
1,1,2-Trichloroethane	ND	ug/L	0.50	0.32	1		03/04/22 16:56	79-00-5	
Trichloroethene	ND	ug/L	0.50	0.38	1		03/04/22 16:56	79-01-6	
Trichlorofluoromethane	ND	ug/L	1.0	0.30	1		03/04/22 16:56	75-69-4	
1,2,3-Trichloropropane	ND	ug/L	0.50	0.26	1		03/04/22 16:56	96-18-4	
1,2,4-Trimethylbenzene	ND	ug/L	0.50	0.50	1		03/04/22 16:56	95-63-6	
1,3,5-Trimethylbenzene	ND	ug/L	0.50	0.33	1		03/04/22 16:56	108-67-8	
Vinyl chloride	ND	ug/L	1.0	0.39	1		03/04/22 16:56	75-01-4	
m&p-Xylene	ND	ug/L	1.0	0.71	1		03/04/22 16:56	179601-23-1	
o-Xylene	ND	ug/L	0.50	0.34	1		03/04/22 16:56	95-47-6	
Surrogates									
1,2-Dichloroethane-d4 (S)	87	%	70-130		1		03/04/22 16:56	17060-07-0	
4-Bromofluorobenzene (S)	85	%	70-130		1		03/04/22 16:56	460-00-4	
Toluene-d8 (S)	90	%	70-130		1		03/04/22 16:56	2037-26-5	

This report shall not be reproduced, except in full,
without the written consent of Pace Analytical Services, LLC.

Pace Analytical Services, LLC
9800 Kincey Ave. Suite 100
Huntersville, NC 28078
(704)875-9092

ANALYTICAL RESULTS

Project: CPC Huntersville-60674226
Pace Project No.: 92591324

Sample: MW-86 **Lab ID: 92591324002** Collected: 03/03/22 12:55 Received: 03/03/22 15:30 Matrix: Water

Parameters	Results	Units	Report Limit	MDL	DF	Prepared	Analyzed	CAS No.	Qual
VPH NC Water	Analytical Method: MADEP VPH								
	Pace Analytical Services - Charlotte								
Total VPH (C5-C12)	ND	ug/L	50.0	50.0	1		03/05/22 11:55		N2
Aliphatic (C05-C08)	ND	ug/L	50.0	50.0	1		03/05/22 11:55		N2
Aliphatic(C09-C12) Adjusted	ND	ug/L	50.0	50.0	1		03/05/22 11:55		N2
Aromatic (C09-C10)	ND	ug/L	50.0	50.0	1		03/05/22 11:55		N2
Surrogates									
4-Bromofluorobenzene (FID) (S)	102	%	70-130		1		03/05/22 11:55	460-00-4	
4-Bromofluorobenzene (PID) (S)	90	%	70-130		1		03/05/22 11:55	460-00-4	
6020 MET ICPMS	Analytical Method: EPA 6020B Preparation Method: EPA 3010A								
	Pace Analytical Services - Asheville								
Lead	**0.57J**	ug/L	5.0	0.077	1	03/05/22 11:43	03/07/22 18:10	7439-92-1	
6200B MSV	Analytical Method: SM 6200B								
	Pace Analytical Services - Charlotte								
Benzene	ND	ug/L	0.50	0.34	1		03/04/22 17:14	71-43-2	
Bromobenzene	ND	ug/L	0.50	0.29	1		03/04/22 17:14	108-86-1	
Bromochloromethane	ND	ug/L	0.50	0.47	1		03/04/22 17:14	74-97-5	
Bromodichloromethane	ND	ug/L	0.50	0.31	1		03/04/22 17:14	75-27-4	
Bromoform	ND	ug/L	0.50	0.34	1		03/04/22 17:14	75-25-2	
Bromomethane	ND	ug/L	5.0	1.7	1		03/04/22 17:14	74-83-9	
n-Butylbenzene	ND	ug/L	0.50	0.49	1		03/04/22 17:14	104-51-8	
sec-Butylbenzene	ND	ug/L	0.50	0.40	1		03/04/22 17:14	135-98-8	
tert-Butylbenzene	ND	ug/L	0.50	0.32	1		03/04/22 17:14	98-06-6	
Carbon tetrachloride	ND	ug/L	0.50	0.33	1		03/04/22 17:14	56-23-5	
Chlorobenzene	ND	ug/L	0.50	0.28	1		03/04/22 17:14	108-90-7	
Chloroethane	ND	ug/L	1.0	0.65	1		03/04/22 17:14	75-00-3	
Chloroform	ND	ug/L	0.50	0.35	1		03/04/22 17:14	67-66-3	
Chloromethane	ND	ug/L	1.0	0.54	1		03/04/22 17:14	74-87-3	
2-Chlorotoluene	ND	ug/L	0.50	0.32	1		03/04/22 17:14	95-49-8	
4-Chlorotoluene	ND	ug/L	0.50	0.32	1		03/04/22 17:14	106-43-4	
1,2-Dibromo-3-chloropropane	ND	ug/L	1.0	0.34	1		03/04/22 17:14	96-12-8	
Dibromochloromethane	ND	ug/L	0.50	0.36	1		03/04/22 17:14	124-48-1	
1,2-Dibromoethane (EDB)	ND	ug/L	0.50	0.27	1		03/04/22 17:14	106-93-4	
Dibromomethane	ND	ug/L	0.50	0.39	1		03/04/22 17:14	74-95-3	
1,2-Dichlorobenzene	ND	ug/L	0.50	0.34	1		03/04/22 17:14	95-50-1	
1,3-Dichlorobenzene	ND	ug/L	0.50	0.34	1		03/04/22 17:14	541-73-1	
1,4-Dichlorobenzene	ND	ug/L	0.50	0.33	1		03/04/22 17:14	106-46-7	
Dichlorodifluoromethane	ND	ug/L	0.50	0.35	1		03/04/22 17:14	75-71-8	
1,1-Dichloroethane	ND	ug/L	0.50	0.37	1		03/04/22 17:14	75-34-3	
1,2-Dichloroethane	ND	ug/L	0.50	0.32	1		03/04/22 17:14	107-06-2	
1,1-Dichloroethene	ND	ug/L	0.50	0.35	1		03/04/22 17:14	75-35-4	
cis-1,2-Dichloroethene	ND	ug/L	0.50	0.38	1		03/04/22 17:14	156-59-2	
trans-1,2-Dichloroethene	ND	ug/L	0.50	0.40	1		03/04/22 17:14	156-60-5	
1,2-Dichloropropane	ND	ug/L	0.50	0.36	1		03/04/22 17:14	78-87-5	
1,3-Dichloropropane	ND	ug/L	0.50	0.28	1		03/04/22 17:14	142-28-9	

This report shall not be reproduced, except in full,
without the written consent of Pace Analytical Services, LLC.

Pace Analytical Services, LLC
9800 Kincey Ave. Suite 100
Huntersville, NC 28078
(704)875-9092

ANALYTICAL RESULTS

Project: CPC Huntersville-60674226
Pace Project No.: 92591324

Sample: MW-86 **Lab ID: 92591324002** Collected: 03/03/22 12:55 Received: 03/03/22 15:30 Matrix: Water

Parameters	Results	Units	Report Limit	MDL	DF	Prepared	Analyzed	CAS No.	Qual
6200B MSV	Analytical Method: SM 6200B								
	Pace Analytical Services - Charlotte								
2,2-Dichloropropane	ND	ug/L	0.50	0.39	1		03/04/22 17:14	594-20-7	
1,1-Dichloropropene	ND	ug/L	0.50	0.43	1		03/04/22 17:14	563-58-6	
cis-1,3-Dichloropropene	ND	ug/L	0.50	0.36	1		03/04/22 17:14	10061-01-5	
trans-1,3-Dichloropropene	ND	ug/L	0.50	0.36	1		03/04/22 17:14	10061-02-6	
Diisopropyl ether	ND	ug/L	0.50	0.31	1		03/04/22 17:14	108-20-3	
Ethylbenzene	ND	ug/L	0.50	0.30	1		03/04/22 17:14	100-41-4	
Hexachloro-1,3-butadiene	ND	ug/L	2.0	1.5	1		03/04/22 17:14	87-68-3	
Isopropylbenzene (Cumene)	ND	ug/L	0.50	0.33	1		03/04/22 17:14	98-82-8	
Methylene Chloride	ND	ug/L	2.0	2.0	1		03/04/22 17:14	75-09-2	
Methyl-tert-butyl ether	ND	ug/L	0.50	0.42	1		03/04/22 17:14	1634-04-4	
Naphthalene	ND	ug/L	2.0	0.64	1		03/04/22 17:14	91-20-3	
n-Propylbenzene	ND	ug/L	0.50	0.34	1		03/04/22 17:14	103-65-1	
Styrene	ND	ug/L	0.50	0.29	1		03/04/22 17:14	100-42-5	
1,1,1,2-Tetrachloroethane	ND	ug/L	0.50	0.31	1		03/04/22 17:14	630-20-6	
1,1,2,2-Tetrachloroethane	ND	ug/L	0.50	0.22	1		03/04/22 17:14	79-34-5	
Tetrachloroethene	ND	ug/L	0.50	0.29	1		03/04/22 17:14	127-18-4	
Toluene	ND	ug/L	0.50	0.48	1		03/04/22 17:14	108-88-3	
1,2,3-Trichlorobenzene	ND	ug/L	2.0	0.81	1		03/04/22 17:14	87-61-6	
1,2,4-Trichlorobenzene	ND	ug/L	2.0	0.64	1		03/04/22 17:14	120-82-1	
1,1,1-Trichloroethane	ND	ug/L	0.50	0.33	1		03/04/22 17:14	71-55-6	
1,1,2-Trichloroethane	ND	ug/L	0.50	0.32	1		03/04/22 17:14	79-00-5	
Trichloroethene	ND	ug/L	0.50	0.38	1		03/04/22 17:14	79-01-6	
Trichlorofluoromethane	ND	ug/L	1.0	0.30	1		03/04/22 17:14	75-69-4	
1,2,3-Trichloropropane	ND	ug/L	0.50	0.26	1		03/04/22 17:14	96-18-4	
1,2,4-Trimethylbenzene	ND	ug/L	0.50	0.50	1		03/04/22 17:14	95-63-6	
1,3,5-Trimethylbenzene	ND	ug/L	0.50	0.33	1		03/04/22 17:14	108-67-8	
Vinyl chloride	ND	ug/L	1.0	0.39	1		03/04/22 17:14	75-01-4	
m&p-Xylene	ND	ug/L	1.0	0.71	1		03/04/22 17:14	179601-23-1	
o-Xylene	ND	ug/L	0.50	0.34	1		03/04/22 17:14	95-47-6	
Surrogates									
1,2-Dichloroethane-d4 (S)	92	%	70-130		1		03/04/22 17:14	17060-07-0	
4-Bromofluorobenzene (S)	98	%	70-130		1		03/04/22 17:14	460-00-4	
Toluene-d8 (S)	80	%	70-130		1		03/04/22 17:14	2037-26-5	

This report shall not be reproduced, except in full,
without the written consent of Pace Analytical Services, LLC.

Pace Analytical Services, LLC
9800 Kincey Ave. Suite 100
Huntersville, NC 28078
(704)875-9092

ANALYTICAL RESULTS

Project: CPC Huntersville-60674226
Pace Project No.: 92591324

Sample: TRIP BLANK 3 **Lab ID: 92591324003** Collected: 03/03/22 00:00 Received: 03/03/22 15:30 Matrix: Water

Parameters	Results	Units	Report Limit	MDL	DF	Prepared	Analyzed	CAS No.	Qual
6200B MSV	Analytical Method: SM 6200B Pace Analytical Services - Charlotte								
Benzene	ND	ug/L	0.50	0.34	1		03/04/22 16:21	71-43-2	
Bromobenzene	ND	ug/L	0.50	0.29	1		03/04/22 16:21	108-86-1	
Bromochloromethane	ND	ug/L	0.50	0.47	1		03/04/22 16:21	74-97-5	
Bromodichloromethane	ND	ug/L	0.50	0.31	1		03/04/22 16:21	75-27-4	
Bromoform	ND	ug/L	0.50	0.34	1		03/04/22 16:21	75-25-2	
Bromomethane	ND	ug/L	5.0	1.7	1		03/04/22 16:21	74-83-9	
n-Butylbenzene	ND	ug/L	0.50	0.49	1		03/04/22 16:21	104-51-8	
sec-Butylbenzene	ND	ug/L	0.50	0.40	1		03/04/22 16:21	135-98-8	
tert-Butylbenzene	ND	ug/L	0.50	0.32	1		03/04/22 16:21	98-06-6	
Carbon tetrachloride	ND	ug/L	0.50	0.33	1		03/04/22 16:21	56-23-5	
Chlorobenzene	ND	ug/L	0.50	0.28	1		03/04/22 16:21	108-90-7	
Chloroethane	ND	ug/L	1.0	0.65	1		03/04/22 16:21	75-00-3	
Chloroform	ND	ug/L	0.50	0.35	1		03/04/22 16:21	67-66-3	
Chloromethane	ND	ug/L	1.0	0.54	1		03/04/22 16:21	74-87-3	
2-Chlorotoluene	ND	ug/L	0.50	0.32	1		03/04/22 16:21	95-49-8	
4-Chlorotoluene	ND	ug/L	0.50	0.32	1		03/04/22 16:21	106-43-4	
1,2-Dibromo-3-chloropropane	ND	ug/L	1.0	0.34	1		03/04/22 16:21	96-12-8	
Dibromochloromethane	ND	ug/L	0.50	0.36	1		03/04/22 16:21	124-48-1	
1,2-Dibromoethane (EDB)	ND	ug/L	0.50	0.27	1		03/04/22 16:21	106-93-4	
Dibromomethane	ND	ug/L	0.50	0.39	1		03/04/22 16:21	74-95-3	
1,2-Dichlorobenzene	ND	ug/L	0.50	0.34	1		03/04/22 16:21	95-50-1	
1,3-Dichlorobenzene	ND	ug/L	0.50	0.34	1		03/04/22 16:21	541-73-1	
1,4-Dichlorobenzene	ND	ug/L	0.50	0.33	1		03/04/22 16:21	106-46-7	
Dichlorodifluoromethane	ND	ug/L	0.50	0.35	1		03/04/22 16:21	75-71-8	
1,1-Dichloroethane	ND	ug/L	0.50	0.37	1		03/04/22 16:21	75-34-3	
1,2-Dichloroethane	ND	ug/L	0.50	0.32	1		03/04/22 16:21	107-06-2	
1,1-Dichloroethene	ND	ug/L	0.50	0.35	1		03/04/22 16:21	75-35-4	
cis-1,2-Dichloroethene	ND	ug/L	0.50	0.38	1		03/04/22 16:21	156-59-2	
trans-1,2-Dichloroethene	ND	ug/L	0.50	0.40	1		03/04/22 16:21	156-60-5	
1,2-Dichloropropane	ND	ug/L	0.50	0.36	1		03/04/22 16:21	78-87-5	
1,3-Dichloropropane	ND	ug/L	0.50	0.28	1		03/04/22 16:21	142-28-9	
2,2-Dichloropropane	ND	ug/L	0.50	0.39	1		03/04/22 16:21	594-20-7	
1,1-Dichloropropene	ND	ug/L	0.50	0.43	1		03/04/22 16:21	563-58-6	
cis-1,3-Dichloropropene	ND	ug/L	0.50	0.36	1		03/04/22 16:21	10061-01-5	
trans-1,3-Dichloropropene	ND	ug/L	0.50	0.36	1		03/04/22 16:21	10061-02-6	
Diisopropyl ether	ND	ug/L	0.50	0.31	1		03/04/22 16:21	108-20-3	
Ethylbenzene	ND	ug/L	0.50	0.30	1		03/04/22 16:21	100-41-4	
Hexachloro-1,3-butadiene	ND	ug/L	2.0	1.5	1		03/04/22 16:21	87-68-3	
Isopropylbenzene (Cumene)	ND	ug/L	0.50	0.33	1		03/04/22 16:21	98-82-8	
Methylene Chloride	ND	ug/L	2.0	2.0	1		03/04/22 16:21	75-09-2	
Methyl-tert-butyl ether	ND	ug/L	0.50	0.42	1		03/04/22 16:21	1634-04-4	
Naphthalene	ND	ug/L	2.0	0.64	1		03/04/22 16:21	91-20-3	
n-Propylbenzene	ND	ug/L	0.50	0.34	1		03/04/22 16:21	103-65-1	
Styrene	ND	ug/L	0.50	0.29	1		03/04/22 16:21	100-42-5	
1,1,1,2-Tetrachloroethane	ND	ug/L	0.50	0.31	1		03/04/22 16:21	630-20-6	

This report shall not be reproduced, except in full,
without the written consent of Pace Analytical Services, LLC.

Pace Analytical Services, LLC
9800 Kincey Ave. Suite 100
Huntersville, NC 28078
(704)875-9092

ANALYTICAL RESULTS

Project: CPC Huntersville-60674226
Pace Project No.: 92591324

Sample: TRIP BLANK 3 **Lab ID: 92591324003** Collected: 03/03/22 00:00 Received: 03/03/22 15:30 Matrix: Water

Parameters	Results	Units	Report Limit	MDL	DF	Prepared	Analyzed	CAS No.	Qual
6200B MSV	Analytical Method: SM 6200B								
	Pace Analytical Services - Charlotte								
1,1,2,2-Tetrachloroethane	ND	ug/L	0.50	0.22	1		03/04/22 16:21	79-34-5	
Tetrachloroethene	ND	ug/L	0.50	0.29	1		03/04/22 16:21	127-18-4	
Toluene	ND	ug/L	0.50	0.48	1		03/04/22 16:21	108-88-3	
1,2,3-Trichlorobenzene	ND	ug/L	2.0	0.81	1		03/04/22 16:21	87-61-6	
1,2,4-Trichlorobenzene	ND	ug/L	2.0	0.64	1		03/04/22 16:21	120-82-1	
1,1,1-Trichloroethane	ND	ug/L	0.50	0.33	1		03/04/22 16:21	71-55-6	
1,1,2-Trichloroethane	ND	ug/L	0.50	0.32	1		03/04/22 16:21	79-00-5	
Trichloroethene	ND	ug/L	0.50	0.38	1		03/04/22 16:21	79-01-6	
Trichlorofluoromethane	ND	ug/L	1.0	0.30	1		03/04/22 16:21	75-69-4	
1,2,3-Trichloropropane	ND	ug/L	0.50	0.26	1		03/04/22 16:21	96-18-4	
1,2,4-Trimethylbenzene	ND	ug/L	0.50	0.50	1		03/04/22 16:21	95-63-6	
1,3,5-Trimethylbenzene	ND	ug/L	0.50	0.33	1		03/04/22 16:21	108-67-8	
Vinyl chloride	ND	ug/L	1.0	0.39	1		03/04/22 16:21	75-01-4	
m&p-Xylene	ND	ug/L	1.0	0.71	1		03/04/22 16:21	179601-23-1	
o-Xylene	ND	ug/L	0.50	0.34	1		03/04/22 16:21	95-47-6	
Surrogates									
1,2-Dichloroethane-d4 (S)	90	%	70-130		1		03/04/22 16:21	17060-07-0	
4-Bromofluorobenzene (S)	120	%	70-130		1		03/04/22 16:21	460-00-4	
Toluene-d8 (S)	122	%	70-130		1		03/04/22 16:21	2037-26-5	

This report shall not be reproduced, except in full,
without the written consent of Pace Analytical Services, LLC.

Pace Analytical Services, LLC
9800 Kincey Ave. Suite 100
Huntersville, NC 28078
(704)875-9092

QUALITY CONTROL DATA

Project: CPC Huntersville-60674226
Pace Project No.: 92591324

QC Batch: 682629
QC Batch Method: MADEP VPH
Analysis Method: MADEP VPH
Analysis Description: VPH NC Water
Laboratory: Pace Analytical Services - Charlotte
Associated Lab Samples: 92591324001, 92591324002

METHOD BLANK: 3570840
Matrix: Water
Associated Lab Samples: 92591324001, 92591324002

Parameter	Units	Blank Result	Reporting Limit	MDL	Analyzed	Qualifiers
Aliphatic (C05-C08)	ug/L	ND	50.0	50.0	03/04/22 17:41	N2
Aromatic (C09-C10)	ug/L	ND	50.0	50.0	03/04/22 17:41	N2
4-Bromofluorobenzene (FID) (S)	%	94	70-130		03/04/22 17:41	
4-Bromofluorobenzene (PID) (S)	%	84	70-130		03/04/22 17:41	

LABORATORY CONTROL SAMPLE & LCSD: 3570841 3570842

Parameter	Units	Spike Conc.	LCS Result	LCSD Result	LCS % Rec	LCSD % Rec	% Rec Limits	RPD	Max RPD	Qualifiers
Aliphatic (C05-C08)	ug/L	300	258	249	86	83	70-130	3	25	N2
Aromatic (C09-C10)	ug/L	100	101	93.5	101	93	70-130	8	25	N2
4-Bromofluorobenzene (FID) (S)	%				101	98	70-130			
4-Bromofluorobenzene (PID) (S)	%				90	88	70-130			

Results presented on this page are in the units indicated by the "Units" column except where an alternate unit is presented to the right of the result.

This report shall not be reproduced, except in full,
without the written consent of Pace Analytical Services, LLC.

Pace Analytical Services, LLC
9800 Kincey Ave. Suite 100
Huntersville, NC 28078
(704)875-9092

QUALITY CONTROL DATA

Project: CPC Huntersville-60674226
Pace Project No.: 92591324

QC Batch: 682697
QC Batch Method: EPA 3010A
Analysis Method: EPA 6020B
Analysis Description: 6020 MET
Laboratory: Pace Analytical Services - Asheville
Associated Lab Samples: 92591324001, 92591324002

METHOD BLANK: 3571145 Matrix: Water
Associated Lab Samples: 92591324001, 92591324002

Parameter	Units	Blank Result	Reporting Limit	MDL	Analyzed	Qualifiers
Lead	ug/L	ND	5.0	0.077	03/07/22 17:09	

LABORATORY CONTROL SAMPLE: 3571146

Parameter	Units	Spike Conc.	LCS Result	LCS % Rec	% Rec Limits	Qualifiers
Lead	ug/L	50	48.8	98	80-120	

MATRIX SPIKE & MATRIX SPIKE DUPLICATE: 3571147 3571148

Parameter	Units	92591151020 Result	MS Spike Conc.	MSD Spike Conc.	MS Result	MSD Result	MS % Rec	MSD % Rec	% Rec Limits	RPD	Max RPD	Qual
Lead	ug/L	ND	50	50	48.3	49.1	97	98	75-125	2	20	

Results presented on this page are in the units indicated by the "Units" column except where an alternate unit is presented to the right of the result.

REPORT OF LABORATORY ANALYSIS

This report shall not be reproduced, except in full,
without the written consent of Pace Analytical Services, LLC.

Pace Analytical Services, LLC
9800 Kincey Ave. Suite 100
Huntersville, NC 28078
(704)875-9092

QUALITY CONTROL DATA

Project: CPC Huntersville-60674226
Pace Project No.: 92591324

QC Batch: 682490
QC Batch Method: SM 6200B
Analysis Method: SM 6200B
Analysis Description: 6200B MSV
Laboratory: Pace Analytical Services - Charlotte
Associated Lab Samples: 92591324001, 92591324002, 92591324003

METHOD BLANK: 3569769
Matrix: Water
Associated Lab Samples: 92591324001, 92591324002, 92591324003

Parameter	Units	Blank Result	Reporting Limit	MDL	Analyzed	Qualifiers
1,1,1,2-Tetrachloroethane	ug/L	ND	0.50	0.31	03/04/22 13:04	
1,1,1-Trichloroethane	ug/L	ND	0.50	0.33	03/04/22 13:04	
1,1,2,2-Tetrachloroethane	ug/L	ND	0.50	0.22	03/04/22 13:04	
1,1,2-Trichloroethane	ug/L	ND	0.50	0.32	03/04/22 13:04	
1,1-Dichloroethane	ug/L	ND	0.50	0.37	03/04/22 13:04	
1,1-Dichloroethene	ug/L	ND	0.50	0.35	03/04/22 13:04	
1,1-Dichloropropene	ug/L	ND	0.50	0.43	03/04/22 13:04	
1,2,3-Trichlorobenzene	ug/L	ND	2.0	0.81	03/04/22 13:04	
1,2,3-Trichloropropane	ug/L	ND	0.50	0.26	03/04/22 13:04	
1,2,4-Trichlorobenzene	ug/L	ND	2.0	0.64	03/04/22 13:04	
1,2,4-Trimethylbenzene	ug/L	ND	0.50	0.50	03/04/22 13:04	
1,2-Dibromo-3-chloropropane	ug/L	ND	1.0	0.34	03/04/22 13:04	
1,2-Dibromoethane (EDB)	ug/L	ND	0.50	0.27	03/04/22 13:04	
1,2-Dichlorobenzene	ug/L	ND	0.50	0.34	03/04/22 13:04	
1,2-Dichloroethane	ug/L	ND	0.50	0.32	03/04/22 13:04	
1,2-Dichloropropane	ug/L	ND	0.50	0.36	03/04/22 13:04	
1,3,5-Trimethylbenzene	ug/L	ND	0.50	0.33	03/04/22 13:04	
1,3-Dichlorobenzene	ug/L	ND	0.50	0.34	03/04/22 13:04	
1,3-Dichloropropane	ug/L	ND	0.50	0.28	03/04/22 13:04	
1,4-Dichlorobenzene	ug/L	ND	0.50	0.33	03/04/22 13:04	
2,2-Dichloropropane	ug/L	ND	0.50	0.39	03/04/22 13:04	
2-Chlorotoluene	ug/L	ND	0.50	0.32	03/04/22 13:04	
4-Chlorotoluene	ug/L	ND	0.50	0.32	03/04/22 13:04	
Benzene	ug/L	ND	0.50	0.34	03/04/22 13:04	
Bromobenzene	ug/L	ND	0.50	0.29	03/04/22 13:04	
Bromochloromethane	ug/L	ND	0.50	0.47	03/04/22 13:04	
Bromodichloromethane	ug/L	ND	0.50	0.31	03/04/22 13:04	
Bromoform	ug/L	ND	0.50	0.34	03/04/22 13:04	
Bromomethane	ug/L	ND	5.0	1.7	03/04/22 13:04	
Carbon tetrachloride	ug/L	ND	0.50	0.33	03/04/22 13:04	
Chlorobenzene	ug/L	ND	0.50	0.28	03/04/22 13:04	
Chloroethane	ug/L	ND	1.0	0.65	03/04/22 13:04	
Chloroform	ug/L	ND	0.50	0.35	03/04/22 13:04	
Chloromethane	ug/L	ND	1.0	0.54	03/04/22 13:04	
cis-1,2-Dichloroethene	ug/L	ND	0.50	0.38	03/04/22 13:04	
cis-1,3-Dichloropropene	ug/L	ND	0.50	0.36	03/04/22 13:04	
Dibromochloromethane	ug/L	ND	0.50	0.36	03/04/22 13:04	
Dibromomethane	ug/L	ND	0.50	0.39	03/04/22 13:04	
Dichlorodifluoromethane	ug/L	ND	0.50	0.35	03/04/22 13:04	
Diisopropyl ether	ug/L	ND	0.50	0.31	03/04/22 13:04	

Results presented on this page are in the units indicated by the "Units" column except where an alternate unit is presented to the right of the result.

This report shall not be reproduced, except in full,
without the written consent of Pace Analytical Services, LLC.

Pace Analytical Services, LLC
9800 Kincey Ave. Suite 100
Huntersville, NC 28078
(704)875-9092

QUALITY CONTROL DATA

Project: CPC Huntersville-60674226
Pace Project No.: 92591324

METHOD BLANK: 3569769 Matrix: Water
Associated Lab Samples: 92591324001, 92591324002, 92591324003

Parameter	Units	Blank Result	Reporting Limit	MDL	Analyzed	Qualifiers
Ethylbenzene	ug/L	ND	0.50	0.30	03/04/22 13:04	
Hexachloro-1,3-butadiene	ug/L	ND	2.0	1.5	03/04/22 13:04	
Isopropylbenzene (Cumene)	ug/L	ND	0.50	0.33	03/04/22 13:04	
m&p-Xylene	ug/L	ND	1.0	0.71	03/04/22 13:04	
Methyl-tert-butyl ether	ug/L	ND	0.50	0.42	03/04/22 13:04	
Methylene Chloride	ug/L	ND	2.0	2.0	03/04/22 13:04	
n-Butylbenzene	ug/L	ND	0.50	0.49	03/04/22 13:04	
n-Propylbenzene	ug/L	ND	0.50	0.34	03/04/22 13:04	
Naphthalene	ug/L	ND	2.0	0.64	03/04/22 13:04	
o-Xylene	ug/L	ND	0.50	0.34	03/04/22 13:04	
sec-Butylbenzene	ug/L	ND	0.50	0.40	03/04/22 13:04	
Styrene	ug/L	ND	0.50	0.29	03/04/22 13:04	
tert-Butylbenzene	ug/L	ND	0.50	0.32	03/04/22 13:04	
Tetrachloroethene	ug/L	ND	0.50	0.29	03/04/22 13:04	
Toluene	ug/L	ND	0.50	0.48	03/04/22 13:04	
trans-1,2-Dichloroethene	ug/L	ND	0.50	0.40	03/04/22 13:04	
trans-1,3-Dichloropropene	ug/L	ND	0.50	0.36	03/04/22 13:04	
Trichloroethene	ug/L	ND	0.50	0.38	03/04/22 13:04	
Trichlorofluoromethane	ug/L	ND	1.0	0.30	03/04/22 13:04	
Vinyl chloride	ug/L	ND	1.0	0.39	03/04/22 13:04	
1,2-Dichloroethane-d4 (S)	%	90	70-130		03/04/22 13:04	
4-Bromofluorobenzene (S)	%	99	70-130		03/04/22 13:04	
Toluene-d8 (S)	%	81	70-130		03/04/22 13:04	

LABORATORY CONTROL SAMPLE: 3569770

Parameter	Units	Spike Conc.	LCS Result	LCS % Rec	% Rec Limits	Qualifiers
1,1,1,2-Tetrachloroethane	ug/L	50	49.3	99	60-140	
1,1,1-Trichloroethane	ug/L	50	42.7	85	60-140	
1,1,2,2-Tetrachloroethane	ug/L	50	47.5	95	60-140	
1,1,2-Trichloroethane	ug/L	50	48.6	97	60-140	
1,1-Dichloroethane	ug/L	50	38.2	76	60-140	
1,1-Dichloroethene	ug/L	50	47.3	95	60-140	
1,1-Dichloropropene	ug/L	50	46.3	93	60-140	
1,2,3-Trichlorobenzene	ug/L	50	49.9	100	60-140	
1,2,3-Trichloropropane	ug/L	50	46.3	93	60-140	
1,2,4-Trichlorobenzene	ug/L	50	50.2	100	60-140	
1,2,4-Trimethylbenzene	ug/L	50	46.3	93	60-140	
1,2-Dibromo-3-chloropropane	ug/L	50	46.6	93	60-140	
1,2-Dibromoethane (EDB)	ug/L	50	51.0	102	60-140	
1,2-Dichlorobenzene	ug/L	50	48.2	96	60-140	
1,2-Dichloroethane	ug/L	50	46.7	93	60-140	
1,2-Dichloropropane	ug/L	50	50.5	101	60-140	
1,3,5-Trimethylbenzene	ug/L	50	47.9	96	60-140	

Results presented on this page are in the units indicated by the "Units" column except where an alternate unit is presented to the right of the result.

This report shall not be reproduced, except in full,
without the written consent of Pace Analytical Services, LLC.

Pace Analytical Services, LLC
9800 Kincey Ave. Suite 100
Huntersville, NC 28078
(704)875-9092

QUALITY CONTROL DATA

Project: CPC Huntersville-60674226
Pace Project No.: 92591324

LABORATORY CONTROL SAMPLE: 3569770

Parameter	Units	Spike Conc.	LCS Result	LCS % Rec	% Rec Limits	Qualifiers
1,3-Dichlorobenzene	ug/L	50	47.9	96	60-140	
1,3-Dichloropropane	ug/L	50	52.2	104	60-140	
1,4-Dichlorobenzene	ug/L	50	48.1	96	60-140	
2,2-Dichloropropane	ug/L	50	39.7	79	60-140	
2-Chlorotoluene	ug/L	50	49.0	98	60-140	
4-Chlorotoluene	ug/L	50	45.2	90	60-140	
Benzene	ug/L	50	42.7	85	60-140	
Bromobenzene	ug/L	50	50.1	100	60-140	
Bromochloromethane	ug/L	50	42.0	84	60-140	
Bromodichloromethane	ug/L	50	45.0	90	60-140	
Bromoform	ug/L	50	45.6	91	60-140	
Bromomethane	ug/L	50	39.0	78	60-140	
Carbon tetrachloride	ug/L	50	38.1	76	60-140	
Chlorobenzene	ug/L	50	46.4	93	60-140	
Chloroethane	ug/L	50	41.3	83	60-140	
Chloroform	ug/L	50	41.0	82	60-140	
Chloromethane	ug/L	50	31.5	63	60-140	
cis-1,2-Dichloroethene	ug/L	50	38.5	77	60-140	
cis-1,3-Dichloropropene	ug/L	50	50.1	100	60-140	
Dibromochloromethane	ug/L	50	46.3	93	60-140	
Dibromomethane	ug/L	50	47.9	96	60-140	
Dichlorodifluoromethane	ug/L	50	35.1	70	60-140	
Diisopropyl ether	ug/L	50	39.2	78	60-140	
Ethylbenzene	ug/L	50	47.4	95	60-140	
Hexachloro-1,3-butadiene	ug/L	50	50.8	102	60-140	
Isopropylbenzene (Cumene)	ug/L	50	48.6	97	60-140	
m&p-Xylene	ug/L	100	95.2	95	60-140	
Methyl-tert-butyl ether	ug/L	50	45.3	91	60-140	
Methylene Chloride	ug/L	50	37.3	75	60-140	
n-Butylbenzene	ug/L	50	47.5	95	60-140	
n-Propylbenzene	ug/L	50	48.2	96	60-140	
Naphthalene	ug/L	50	47.8	96	60-140	
o-Xylene	ug/L	50	47.7	95	60-140	
sec-Butylbenzene	ug/L	50	48.2	96	60-140	
Styrene	ug/L	50	48.1	96	60-140	
tert-Butylbenzene	ug/L	50	39.7	79	60-140	
Tetrachloroethene	ug/L	50	48.8	98	60-140	
Toluene	ug/L	50	43.3	87	60-140	
trans-1,2-Dichloroethene	ug/L	50	39.3	79	60-140	
trans-1,3-Dichloropropene	ug/L	50	46.6	93	60-140	
Trichloroethene	ug/L	50	49.8	100	60-140	
Trichlorofluoromethane	ug/L	50	40.7	81	60-140	
Vinyl chloride	ug/L	50	37.3	75	60-140	
1,2-Dichloroethane-d4 (S)	%			88	70-130	
4-Bromofluorobenzene (S)	%			97	70-130	
Toluene-d8 (S)	%			96	70-130	

Results presented on this page are in the units indicated by the "Units" column except where an alternate unit is presented to the right of the result.

This report shall not be reproduced, except in full,
without the written consent of Pace Analytical Services, LLC.

Pace Analytical Services, LLC
9800 Kincey Ave. Suite 100
Huntersville, NC 28078
(704)875-9092

QUALITY CONTROL DATA

Project: CPC Huntersville-60674226
Pace Project No.: 92591324

MATRIX SPIKE & MATRIX SPIKE DUPLICATE: 3569771 3569772

Parameter	Units	92591324001 Result	MS Spike Conc.	MSD Spike Conc.	MS Result	MSD Result	MS % Rec	MSD % Rec	% Rec Limits	RPD	Max RPD	Qual
1,1,1,2-Tetrachloroethane	ug/L	ND	20	20	23.3	20.9	116	105	60-140	11	30	
1,1,1-Trichloroethane	ug/L	ND	20	20	19.1	19.4	95	97	60-140	2	30	
1,1,2,2-Tetrachloroethane	ug/L	ND	20	20	17.9	19.8	89	99	60-140	10	30	
1,1,2-Trichloroethane	ug/L	ND	20	20	23.9	21.0	119	105	60-140	13	30	
1,1-Dichloroethane	ug/L	ND	20	20	19.4	16.5	97	83	60-140	16	30	
1,1-Dichloroethene	ug/L	ND	20	20	22.6	21.4	113	107	60-140	5	30	
1,1-Dichloropropene	ug/L	ND	20	20	20.1	20.6	100	103	60-140	3	30	
1,2,3-Trichlorobenzene	ug/L	ND	20	20	24.6	21.8	123	109	60-140	12	30	
1,2,3-Trichloropropane	ug/L	ND	20	20	17.7	19.5	89	97	60-140	9	30	
1,2,4-Trichlorobenzene	ug/L	ND	20	20	24.5	21.6	122	108	60-140	13	30	
1,2,4-Trimethylbenzene	ug/L	ND	20	20	20.3	20.1	102	100	60-140	1	30	
1,2-Dibromo-3-chloropropane	ug/L	ND	20	20	20.3	19.2	102	96	60-140	6	30	
1,2-Dibromoethane (EDB)	ug/L	ND	20	20	23.8	21.0	119	105	60-140	12	30	
1,2-Dichlorobenzene	ug/L	ND	20	20	21.1	20.5	106	103	60-140	3	30	
1,2-Dichloroethane	ug/L	ND	20	20	20.2	20.9	101	105	60-140	4	30	
1,2-Dichloropropane	ug/L	ND	20	20	20.4	22.5	102	112	60-140	10	30	
1,3,5-Trimethylbenzene	ug/L	ND	20	20	21.3	20.6	107	103	60-140	3	30	
1,3-Dichlorobenzene	ug/L	ND	20	20	21.5	20.6	107	103	60-140	4	30	
1,3-Dichloropropane	ug/L	ND	20	20	24.6	21.7	123	108	60-140	13	30	
1,4-Dichlorobenzene	ug/L	ND	20	20	21.2	20.4	106	102	60-140	4	30	
2,2-Dichloropropane	ug/L	ND	20	20	19.0	19.5	95	98	60-140	2	30	
2-Chlorotoluene	ug/L	ND	20	20	21.3	20.7	107	104	60-140	3	30	
4-Chlorotoluene	ug/L	ND	20	20	19.9	19.5	100	97	60-140	2	30	
Benzene	ug/L	ND	20	20	22.5	21.8	113	109	60-140	3	30	
Bromobenzene	ug/L	ND	20	20	21.7	21.2	109	106	60-140	2	30	
Bromochloromethane	ug/L	ND	20	20	19.2	20.9	96	104	60-140	8	30	
Bromodichloromethane	ug/L	ND	20	20	18.8	19.5	94	97	60-140	3	30	
Bromoform	ug/L	ND	20	20	22.1	18.5	111	93	60-140	18	30	
Bromomethane	ug/L	ND	20	20	22.3	21.3	111	106	60-140	5	30	
Carbon tetrachloride	ug/L	ND	20	20	21.0	20.0	105	100	60-140	5	30	
Chlorobenzene	ug/L	ND	20	20	20.5	20.2	103	101	60-140	2	30	
Chloroethane	ug/L	ND	20	20	21.0	20.3	105	102	60-140	3	30	
Chloroform	ug/L	ND	20	20	18.5	20.1	92	101	60-140	9	30	
Chloromethane	ug/L	ND	20	20	20.3	16.2	101	81	60-140	22	30	
cis-1,2-Dichloroethene	ug/L	ND	20	20	19.4	18.5	97	92	60-140	5	30	
cis-1,3-Dichloropropene	ug/L	ND	20	20	19.7	21.3	99	106	60-140	7	30	
Dibromochloromethane	ug/L	ND	20	20	19.7	18.8	99	94	60-140	5	30	
Dibromomethane	ug/L	ND	20	20	21.2	21.9	106	109	60-140	3	30	
Dichlorodifluoromethane	ug/L	ND	20	20	20.7	17.8	104	89	60-140	15	30	
Diisopropyl ether	ug/L	ND	20	20	16.6	15.1	83	76	60-140	9	30	
Ethylbenzene	ug/L	ND	20	20	20.6	21.0	103	105	60-140	2	30	
Hexachloro-1,3-butadiene	ug/L	ND	20	20	28.3	25.0	141	125	60-140	12	30	M1
Isopropylbenzene (Cumene)	ug/L	ND	20	20	21.8	21.3	109	107	60-140	2	30	
m&p-Xylene	ug/L	ND	40	40	45.0	42.0	113	105	60-140	7	30	

Results presented on this page are in the units indicated by the "Units" column except where an alternate unit is presented to the right of the result.

This report shall not be reproduced, except in full,
without the written consent of Pace Analytical Services, LLC.

Pace Analytical Services, LLC
9800 Kincey Ave. Suite 100
Huntersville, NC 28078
(704)875-9092

QUALITY CONTROL DATA

Project: CPC Huntersville-60674226
Pace Project No.: 92591324

MATRIX SPIKE & MATRIX SPIKE DUPLICATE: 3569771 3569772

Parameter	Units	92591324001 Result	MS Spike Conc.	MSD Spike Conc.	MS Result	MSD Result	MS % Rec	MSD % Rec	% Rec Limits	RPD	Max RPD	Qual
Methyl-tert-butyl ether	ug/L	ND	20	20	18.2	17.1	91	86	60-140	6	30	
Methylene Chloride	ug/L	ND	20	20	16.8	15.4	84	77	60-140	9	30	
n-Butylbenzene	ug/L	ND	20	20	23.0	21.7	115	108	60-140	6	30	
n-Propylbenzene	ug/L	ND	20	20	21.1	20.7	105	104	60-140	2	30	
Naphthalene	ug/L	ND	20	20	21.2	19.6	106	98	60-140	8	30	
o-Xylene	ug/L	ND	20	20	23.6	20.6	118	103	60-140	14	30	
sec-Butylbenzene	ug/L	ND	20	20	23.0	21.8	115	109	60-140	5	30	
Styrene	ug/L	ND	20	20	23.8	20.6	119	103	60-140	15	30	
tert-Butylbenzene	ug/L	ND	20	20	18.6	17.5	93	88	60-140	6	30	
Tetrachloroethene	ug/L	ND	20	20	20.0	21.1	100	106	60-140	5	30	
Toluene	ug/L	ND	20	20	18.3	19.8	92	99	60-140	8	30	
trans-1,2-Dichloroethene	ug/L	ND	20	20	18.5	17.2	92	86	60-140	7	30	
trans-1,3-Dichloropropene	ug/L	ND	20	20	19.6	20.1	98	100	60-140	3	30	
Trichloroethene	ug/L	ND	20	20	25.1	22.1	125	111	60-140	13	30	
Trichlorofluoromethane	ug/L	ND	20	20	20.8	20.1	104	101	60-140	3	30	
Vinyl chloride	ug/L	ND	20	20	21.5	17.9	107	90	60-140	18	30	
1,2-Dichloroethane-d4 (S)	%						95	96	70-130			
4-Bromofluorobenzene (S)	%						86	98	70-130			
Toluene-d8 (S)	%						86	97	70-130			

Results presented on this page are in the units indicated by the "Units" column except where an alternate unit is presented to the right of the result.

This report shall not be reproduced, except in full,
without the written consent of Pace Analytical Services, LLC.

Pace Analytical Services, LLC
9800 Kincey Ave. Suite 100
Huntersville, NC 28078
(704)875-9092

QUALIFIERS

Project: CPC Huntersville-60674226
Pace Project No.: 92591324

DEFINITIONS

DF - Dilution Factor, if reported, represents the factor applied to the reported data due to dilution of the sample aliquot.

ND - Not Detected at or above adjusted reporting limit.

TNTC - Too Numerous To Count

J - Estimated concentration above the adjusted method detection limit and below the adjusted reporting limit.

MDL - Adjusted Method Detection Limit.

PQL - Practical Quantitation Limit.

RL - Reporting Limit - The lowest concentration value that meets project requirements for quantitative data with known precision and bias for a specific analyte in a specific matrix.

S - Surrogate

1,2-Diphenylhydrazine decomposes to and cannot be separated from Azobenzene using Method 8270. The result for each analyte is a combined concentration.

Consistent with EPA guidelines, unrounded data are displayed and have been used to calculate % recovery and RPD values.

LCS(D) - Laboratory Control Sample (Duplicate)

MS(D) - Matrix Spike (Duplicate)

DUP - Sample Duplicate

RPD - Relative Percent Difference

NC - Not Calculable.

SG - Silica Gel - Clean-Up

U - Indicates the compound was analyzed for, but not detected.

Acid preservation may not be appropriate for 2 Chloroethylvinyl ether.

A separate vial preserved to a pH of 4-5 is recommended in SW846 Chapter 4 for the analysis of Acrolein and Acrylonitrile by EPA Method 8260.

N-Nitrosodiphenylamine decomposes and cannot be separated from Diphenylamine using Method 8270. The result reported for each analyte is a combined concentration.

Reported results are not rounded until the final step prior to reporting. Therefore, calculated parameters that are typically reported as "Total" may vary slightly from the sum of the reported component parameters.

Pace Analytical is TNI accredited. Contact your Pace PM for the current list of accredited analytes.

TNI - The NELAC Institute.

ANALYTE QUALIFIERS

M1	Matrix spike recovery exceeded QC limits. Batch accepted based on laboratory control sample (LCS) recovery.
N2	The lab does not hold NELAC/TNI accreditation for this parameter but other accreditations/certifications may apply. A complete list of accreditations/certifications is available upon request.

This report shall not be reproduced, except in full,
without the written consent of Pace Analytical Services, LLC.

Pace Analytical Services, LLC
9800 Kincey Ave. Suite 100
Huntersville, NC 28078
(704)875-9092

QUALITY CONTROL DATA CROSS REFERENCE TABLE

Project: CPC Huntersville-60674226
Pace Project No.: 92591324

Lab ID	Sample ID	QC Batch Method	QC Batch	Analytical Method	Analytical Batch
92591324001	**MW-73**	MADEP VPH	682629		
92591324002	**MW-86**	MADEP VPH	682629		
92591324001	**MW-73**	EPA 3010A	682697	EPA 6020B	682715
92591324002	**MW-86**	EPA 3010A	682697	EPA 6020B	682715
92591324001	**MW-73**	SM 6200B	682490		
92591324002	**MW-86**	SM 6200B	682490		
92591324003	**TRIP BLANK 3**	SM 6200B	682490		

This report shall not be reproduced, except in full,
without the written consent of Pace Analytical Services, LLC.

Pace Analytical	Document Name: Sample Condition Upon Receipt (SCUR)	Document Revised: November 15, 2021 Page 1 of 2
	Document No.: F-CAR-CS-033-Rev.08	Issuing Authority: Pace Carolinas Quality Office

Laboratory receiving samples:
Asheville ☐ Eden ☐ Greenwood ☐ Huntersville ☑ Raleigh ☐ Mechanicsville ☐ Atlanta ☐ Kernersville ☐

Sample Condition Upon Receipt

Client Name: AECOM

Project #

WO# : 92591324

92591324

Courier: ☐ Commercial ☐ Fed Ex ☑ Pace ☐ UPS ☐ USPS ☐ Other:____ ☑ Client

Custody Seal Present? ☐ Yes ☑ No **Seals Intact?** ☐ Yes ☑ No

Date/Initials Person Examining Contents: MS 3-3-22

Packing Material: ☐ Bubble Wrap ☑ Bubble Bags ☐ None ☐ Other

Biological Tissue Frozen? ☐ Yes ☐ No ☑ N/A

Thermometer: ☑ IR Gun ID: 92T069

Type of Ice: ☑ Wet ☐ Blue ☐ None

Cooler Temp: 5.7 **Correction Factor:** Add/Subtract (°C) 0

Temp should be above freezing to 6°C
☐ Samples out of temp criteria. Samples on ice, cooling process has begun

Cooler Temp Corrected (°C): 5.7

USDA Regulated Soil (☑ N/A, water sample)

Did samples originate in a quarantine zone within the United States: CA, NY, or SC (check maps)? ☐ Yes ☐ No

Did samples originate from a foreign source (internationally, including Hawaii and Puerto Rico)? ☐ Yes ☐ No

				Comments/Discrepancy:
Chain of Custody Present?	☑ Yes	☐ No	☐ N/A	1.
Samples Arrived within Hold Time?	☑ Yes	☐ No	☐ N/A	2.
Short Hold Time Analysis (<72 hr.)?	☐ Yes	☑ No	☐ N/A	3.
Rush Turn Around Time Requested?	☑ Yes	☐ No	☐ N/A	4.
Sufficient Volume?	☑ Yes	☐ No	☐ N/A	5.
Correct Containers Used?	☑ Yes	☐ No	☐ N/A	6.
-Pace Containers Used?	☑ Yes	☐ No	☐ N/A	
Containers Intact?	☐ Yes	☐ No	☑ N/A	7.
Dissolved analysis: Samples Field Filtered?	☐ Yes	☐ No	☑ N/A	8.
Sample Labels Match COC?	☑ Yes	☐ No	☐ N/A	9.
-Includes Date/Time/ID/Analysis Matrix: WT				
Headspace in VOA Vials (>5-6mm)?	☐ Yes	☑ No	☐ N/A	10.
Trip Blank Present?	☑ Yes	☐ No	☐ N/A	11.
Trip Blank Custody Seals Present?	☐ Yes	☐ No	☐ N/A	

COMMENTS/SAMPLE DISCREPANCY

Field Data Required? ☐ Yes ☐ No

Lot ID of split containers:

CLIENT NOTIFICATION/RESOLUTION

Person contacted: _____ Date/Time: _____

Project Manager SCURF Review: _____ **Date:** _____

Project Manager SRF Review: _____ **Date:** _____

Pace Analytical®	Document Name: Sample Condition Upon Receipt (SCUR)	Document Revised: November 15, 2021 Page 2 of 2
	Document No.: F-CAR-CS-033-Rev.08	Issuing Authority:

***Check mark top half of box if pH and/or dechlorination is verified and within the acceptance range for preservation samples.**

Exceptions: VOA, Coliform, TOC, Oil and Grease, DRO/8015 (water) DOC, LLHg

****Bottom half of box is to list number of bottles**

Project # WO#: 92591324

PM: BV Due Date: 03/08/22

CLIENT: 92-AECOM CHA

Item#	BP4U-125 mL Plastic Unpreserved (N/A) (Cl-)	BP3U-250 mL Plastic Unpreserved (N/A)	BP2U-500 mL Plastic Unpreserved (N/A)	BP1U-1 liter Plastic Unpreserved (N/A)	BP4S-125 mL Plastic H2SO4 (pH < 2) (Cl-)	BP3N-250 mL plastic HNO3 (pH < 2)	BP4Z-125 mL Plastic ZN Acetate & NaOH (>9)	BP4B-125 mL Plastic NaOH (pH > 12) (Cl-)	WGFU-Wide-mouthed Glass jar Unpreserved	AG1U-1 liter Amber Unpreserved (N/A) (Cl-)	AG1H-1 liter Amber HCl (pH < 2)	AG3U-250 mL Amber Unpreserved (N/A) (Cl-)	AG1S-1 liter Amber H2SO4 (pH < 2)	AG3S-250 mL Amber H2SO4 (pH < 2)	AG3A(DG3A)-250 mL Amber NH4Cl (N/A)(Cl-)	DG9H-40 mL VOA HCl (N/A)	VG9T-40 mL VOA Na2S2O3 (N/A)	VG9U-40 mL VOA Unpreserved (N/A)	DG9P-40 mL VOA H3PO4 (N/A)	VOAK (3 vials per kit)-5035 kit (N/A)	V/GK (3 vials per kit)-VPH/Gas kit (N/A)	SP5T-125 mL Sterile Plastic (N/A – lab)	SP2T-250 mL Sterile Plastic (N/A – lab)		BP3A-250 mL Plastic (NH2)2SO4 (9.3-9.7)	AG0U-100 mL Amber Unpreserved vials (N/A)	VSGU-20 mL Scintillation vials (N/A)	DG9U-40 mL Amber Unpreserved vials (N/A)
1						1										7												
2						1										7												
3																2												
4																												
5																												
6																												
7																												
8																												
9																												
10																												
11																												
12																												

pH Adjustment Log for Preserved Samples

Sample ID	Type of Preservative	pH upon receipt	Date preservation adjusted	Time preservation adjusted	Amount of Preservative added	Lot #

Note: Whenever there is a discrepancy affecting North Carolina compliance samples, a copy of this form will be sent to the North Carolina DEHNR Certification Office (I.e. Out of hold, incorrect preservative, out of temp, incorrect containers.

Pink

Pace Analytical
WWW.PACELABS.COM

CHAIN-OF-CUSTODY / Analytical Request Document

The Chain-of-Custody is a LEGAL DOCUMENT. All relevant fields must be completed accurately.

Submitting a sample via this chain of custody constitutes acknowledgment and acceptance of the Pace Terms and Conditions found at https://info.pacelabs.com/hubfs/pas-standard-terms.pdf.

Page : 1 Of 1

Section A — Required Client Information:

Company:	AECOM
Address:	6000 Fairview Road
	Suite 200, Charlotte, NC 28226
Email:	andrew.wreschnig@aecom.com
Phone:	(704)522-0330 Fax:
Requested Due Date:	3-Day TAT

Section B — Required Project Information:

Report To:	Andrew Wreschnig
Copy To:	
Purchase Order #:	
Project Name:	CPC Huntersville ~~60639876~~
Project #:	60674226

Section C — Invoice Information:

Attention:	
Company Name:	
Address:	
Pace Quote:	
Pace Project Manager:	bonnie.vang@pacelabs.com,
Pace Profile #:	12518-3

Regulatory Agency	
State / Location	NC

Requested Analysis Filtered (Y/N)

ITEM #	SAMPLE ID (One Character per box. (A-Z, 0-9 / , -) Sample Ids must be unique)	MATRIX CODE (see valid codes to left)	SAMPLE TYPE (G=GRAB C=COMP)	COLLECTED START DATE	COLLECTED START TIME	COLLECTED END DATE	COLLECTED END TIME	SAMPLE TEMP AT COLLECTION	# OF CONTAINERS	Preservatives: Unpreserved	H2SO4	HNO3	HCl	NaOH	Na2S2O3	Methanol	Other	Analyses Test (Y/N)	6200	VPH	Lead; Total	Trip BLANK	DI Water	Residual Chlorine (Y/N)	12591324
1	MW-73	WT	G	3/3/22	1000				8			1	7						X	X	X				01
2	MW-86	WT	G	3/3/22	1255				8			1	7						X	X	X				02
3	Trip Blank 3	Lab Provided							2										X			X			03
4																									
5																									
6																									
7																									
8																									
9																									
10																									
11																									
12																									

ADDITIONAL COMMENTS	RELINQUISHED BY / AFFILIATION	DATE	TIME	ACCEPTED BY / AFFILIATION	DATE	TIME	SAMPLE CONDITIONS			
3-Day TAT	Mike de Kozlowski / AECOM	3/3/22	1530	HH Pace HVL	3/3/22	1530	5.1	Y	Y	Y

SAMPLER NAME AND SIGNATURE

PRINT Name of SAMPLER: Mike de Kozlowski

SIGNATURE of SAMPLER: Mike de Kozlowski

DATE Signed: 3/3/22

TEMP in C | Received on Ice (Y/N) | Custody Sealed Cooler (Y/N) | Samples Intact (Y/N)

Pace Analytical Services, LLC
9800 Kincey Ave. Suite 100
Huntersville, NC 28078
(704)875-9092

March 11, 2022

Andrew Wreschnig
AECOM
6000 Fairview Road
Suite 200
Charlotte, NC 28210

RE: Project: CPC Huntersville-60674226
Pace Project No.: 92591327

Dear Andrew Wreschnig:

Enclosed are the analytical results for sample(s) received by the laboratory on March 03, 2022. The results relate only to the samples included in this report. Results reported herein conform to the applicable TNI/NELAC Standards and the laboratory's Quality Manual, where applicable, unless otherwise noted in the body of the report.

The test results provided in this final report were generated by each of the following laboratories within the Pace Network:

- Pace Analytical Services - Asheville
- Pace Analytical Services - Charlotte

If you have any questions concerning this report, please feel free to contact me.

Sincerely,

Bonnie Vang

Bonnie Vang
bonnie.vang@pacelabs.com
(704)875-9092
Project Manager

Enclosures

cc: Teresa Amentt Jennings, AECOM
Jeff Morrison, Colonial Pipeline Company

This report shall not be reproduced, except in full,
without the written consent of Pace Analytical Services, LLC.

Pace Analytical Services, LLC
9800 Kincey Ave. Suite 100
Huntersville, NC 28078
(704)875-9092

CERTIFICATIONS

Project:	CPC Huntersville-60674226
Pace Project No.:	92591327

Pace Analytical Services Charlotte

South Carolina Laboratory ID: 99006
9800 Kincey Ave. Ste 100, Huntersville, NC 28078
North Carolina Drinking Water Certification #: 37706
North Carolina Field Services Certification #: 5342
North Carolina Wastewater Certification #: 12
South Carolina Laboratory ID: 99006
South Carolina Certification #: 99006001
South Carolina Drinking Water Cert. #: 99006003
Florida/NELAP Certification #: E87627
Kentucky UST Certification #: 84
Louisiana DoH Drinking Water #: LA029
Virginia/VELAP Certification #: 460221

Pace Analytical Services Asheville

2225 Riverside Drive, Asheville, NC 28804
Florida/NELAP Certification #: E87648
North Carolina Drinking Water Certification #: 37712
North Carolina Wastewater Certification #: 40
South Carolina Laboratory ID: 99030
South Carolina Certification #: 99030001
Virginia/VELAP Certification #: 460222

This report shall not be reproduced, except in full,
without the written consent of Pace Analytical Services, LLC.

Pace Analytical Services, LLC
9800 Kincey Ave. Suite 100
Huntersville, NC 28078
(704)875-9092

SAMPLE SUMMARY

Project: CPC Huntersville-60674226
Pace Project No.: 92591327

Lab ID	Sample ID	Matrix	Date Collected	Date Received
92591327001	**FB-1-20220303**	Water	03/03/22 08:45	03/03/22 15:30
92591327002	**MW-61D**	Water	03/03/22 10:00	03/03/22 15:30
92591327003	**MW-02**	Water	03/03/22 10:15	03/03/22 15:30
92591327004	**MW-58**	Water	03/03/22 10:00	03/03/22 15:30
92591327005	**DUP-2-20220303**	Water	03/03/22 00:00	03/03/22 15:30
92591327006	**MW-89D**	Water	03/03/22 13:00	03/03/22 15:30
92591327007	**MW-69**	Water	03/03/22 11:00	03/03/22 15:30
92591327008	**MW-92**	Water	03/03/22 11:20	03/03/22 15:30
92591327009	**MW-04D**	Water	03/03/22 11:20	03/03/22 15:30
92591327010	**MW-59**	Water	03/03/22 11:25	03/03/22 15:30
92591327011	**MW-04**	Water	03/03/22 11:50	03/03/22 15:30
92591327012	**MW-06**	Water	03/03/22 12:10	03/03/22 15:30
92591327013	**MW-93**	Water	03/03/22 11:55	03/03/22 15:30
92591327014	**MW-71**	Water	03/03/22 12:20	03/03/22 15:30
92591327015	**MW-12**	Water	03/03/22 13:10	03/03/22 15:30
92591327016	**MW-30**	Water	03/03/22 13:10	03/03/22 15:30
92591327017	**MW-52**	Water	03/03/22 12:55	03/03/22 15:30
92591327018	**DUP-1-20220303**	Water	03/03/22 00:00	03/03/22 15:30
92591327019	**MW-09**	Water	03/03/22 14:05	03/03/22 15:30
92591327020	**EB-2-20220303**	Water	03/03/22 14:30	03/03/22 15:30
92591327021	**FB-2-20220303**	Water	03/03/22 14:30	03/03/22 15:30
92591327022	**TRIP BLANK 1**	Water	03/03/22 00:00	03/03/22 15:30
92591327023	**TRIP BLANK 2**	Water	03/03/22 00:00	03/03/22 15:30
92591327024	**EB-1-20220303**	Water	03/03/22 14:50	03/03/22 15:30
92591327025	**MW-36DR**	Water	03/03/22 13:55	03/03/22 15:30
92591327026	**MW-90DD**	Water	03/03/22 14:20	03/03/22 15:30
92591327027	**MW-15**	Water	03/03/22 14:50	03/03/22 15:30

This report shall not be reproduced, except in full,
without the written consent of Pace Analytical Services, LLC.

Pace Analytical Services, LLC
9800 Kincey Ave. Suite 100
Huntersville, NC 28078
(704)875-9092

SAMPLE ANALYTE COUNT

Project: CPC Huntersville-60674226
Pace Project No.: 92591327

Lab ID	Sample ID	Method	Analysts	Analytes Reported	Laboratory
92591327001	**FB-1-20220303**	MADEP VPH	MAD	6	PASI-C
		SM 6200B	NSCQ	63	PASI-C
92591327002	**MW-61D**	MADEP VPH	MAD	6	PASI-C
		EPA 6020B	JOR	1	PASI-A
		SM 6200B	NSCQ	63	PASI-C
92591327003	**MW-02**	MADEP VPH	MAD	6	PASI-C
		EPA 6020B	JOR	1	PASI-A
		SM 6200B	NSCQ	63	PASI-C
92591327004	**MW-58**	MADEP VPH	MAD	6	PASI-C
		EPA 6020B	JOR	1	PASI-A
		SM 6200B	NSCQ	63	PASI-C
92591327005	**DUP-2-20220303**	MADEP VPH	MAD	6	PASI-C
		EPA 6020B	JOR	1	PASI-A
		SM 6200B	NSCQ	63	PASI-C
92591327006	**MW-89D**	MADEP VPH	MAD	6	PASI-C
		EPA 6020B	JOR	1	PASI-A
		SM 6200B	NSCQ	63	PASI-C
92591327007	**MW-69**	MADEP VPH	MAD	6	PASI-C
		EPA 6020B	JOR	1	PASI-A
		SM 6200B	NSCQ	63	PASI-C
92591327008	**MW-92**	MADEP VPH	MAD	6	PASI-C
		EPA 6020B	JOR	1	PASI-A
		SM 6200B	NSCQ	63	PASI-C
92591327009	**MW-04D**	MADEP VPH	MAD	6	PASI-C
		EPA 6020B	JOR	1	PASI-A
		SM 6200B	NSCQ	63	PASI-C
92591327010	**MW-59**	MADEP VPH	MAD	6	PASI-C
		EPA 6020B	JOR	1	PASI-A
		SM 6200B	NSCQ	63	PASI-C
92591327011	**MW-04**	MADEP VPH	MAD	6	PASI-C
		EPA 6020B	JOR	1	PASI-A
		SM 6200B	NSCQ	63	PASI-C
92591327012	**MW-06**	MADEP VPH	MAD	6	PASI-C
		EPA 6020B	JOR	1	PASI-A
		SM 6200B	NSCQ	63	PASI-C
92591327013	**MW-93**	MADEP VPH	MAD	6	PASI-C
		EPA 6020B	JOR	1	PASI-A

This report shall not be reproduced, except in full,
without the written consent of Pace Analytical Services, LLC.

Pace Analytical Services, LLC
9800 Kincey Ave. Suite 100
Huntersville, NC 28078
(704)875-9092

SAMPLE ANALYTE COUNT

Project: CPC Huntersville-60674226
Pace Project No.: 92591327

Lab ID	Sample ID	Method	Analysts	Analytes Reported	Laboratory
		SM 6200B	NSCQ	63	PASI-C
92591327014	**MW-71**	MADEP VPH	MAD	6	PASI-C
		EPA 6020B	JOR	1	PASI-A
		SM 6200B	NSCQ	63	PASI-C
92591327015	**MW-12**	MADEP VPH	MAD	6	PASI-C
		EPA 6020B	JOR	1	PASI-A
		SM 6200B	NSCQ	63	PASI-C
92591327016	**MW-30**	MADEP VPH	MAD	6	PASI-C
		EPA 6020B	JOR	1	PASI-A
		SM 6200B	NSCQ	63	PASI-C
92591327017	**MW-52**	MADEP VPH	MAD	6	PASI-C
		EPA 6020B	JOR	1	PASI-A
		SM 6200B	SAS	63	PASI-C
92591327018	**DUP-1-20220303**	MADEP VPH	MAD	6	PASI-C
		EPA 6020B	JOR	1	PASI-A
		SM 6200B	SAS	63	PASI-C
92591327019	**MW-09**	MADEP VPH	MAD	6	PASI-C
		EPA 6020B	JOR	1	PASI-A
		SM 6200B	CL	63	PASI-C
92591327020	**EB-2-20220303**	MADEP VPH	MAD	6	PASI-C
		SM 6200B	CL	63	PASI-C
92591327021	**FB-2-20220303**	MADEP VPH	MAD	6	PASI-C
		SM 6200B	CL	63	PASI-C
92591327022	**TRIP BLANK 1**	SM 6200B	CL	63	PASI-C
92591327023	**TRIP BLANK 2**	SM 6200B	CL	63	PASI-C
92591327024	**EB-1-20220303**	MADEP VPH	MAD	6	PASI-C
		EPA 6020B	JOR	1	PASI-A
		SM 6200B	CL	63	PASI-C
92591327025	**MW-36DR**	MADEP VPH	MAD	6	PASI-C
		EPA 6020B	JOR	1	PASI-A
		SM 6200B	CL	63	PASI-C
92591327026	**MW-90DD**	MADEP VPH	MAD	6	PASI-C
		EPA 6020B	JOR	1	PASI-A
		SM 6200B	CL	63	PASI-C
92591327027	**MW-15**	MADEP VPH	MAD	6	PASI-C
		EPA 6020B	JOR	1	PASI-A
		SM 6200B	CL	63	PASI-C

This report shall not be reproduced, except in full,
without the written consent of Pace Analytical Services, LLC.

Pace Analytical Services, LLC
9800 Kincey Ave. Suite 100
Huntersville, NC 28078
(704)875-9092

SAMPLE ANALYTE COUNT

Project: CPC Huntersville-60674226
Pace Project No.: 92591327

Lab ID	Sample ID	Method	Analysts	Analytes Reported	Laboratory

PASI-A = Pace Analytical Services - Asheville
PASI-C = Pace Analytical Services - Charlotte

This report shall not be reproduced, except in full,
without the written consent of Pace Analytical Services, LLC.

Pace Analytical Services, LLC
9800 Kincey Ave. Suite 100
Huntersville, NC 28078
(704)875-9092

ANALYTICAL RESULTS

Project: CPC Huntersville-60674226
Pace Project No.: 92591327

Sample: FB-1-20220303 **Lab ID: 92591327001** Collected: 03/03/22 08:45 Received: 03/03/22 15:30 Matrix: Water

Parameters	Results	Units	Report Limit	MDL	DF	Prepared	Analyzed	CAS No.	Qual
VPH NC Water	Analytical Method: MADEP VPH								
	Pace Analytical Services - Charlotte								
Total VPH (C5-C12)	ND	ug/L	50.0	50.0	1		03/06/22 07:04		N2
Aliphatic (C05-C08)	ND	ug/L	50.0	50.0	1		03/06/22 07:04		N2
Aliphatic(C09-C12) Adjusted	ND	ug/L	50.0	50.0	1		03/06/22 07:04		N2
Aromatic (C09-C10)	ND	ug/L	50.0	50.0	1		03/06/22 07:04		N2
Surrogates									
4-Bromofluorobenzene (FID) (S)	100	%	70-130		1		03/06/22 07:04	460-00-4	
4-Bromofluorobenzene (PID) (S)	88	%	70-130		1		03/06/22 07:04	460-00-4	
6200B MSV	Analytical Method: SM 6200B								
	Pace Analytical Services - Charlotte								
Benzene	ND	ug/L	0.50	0.34	1		03/05/22 01:52	71-43-2	
Bromobenzene	ND	ug/L	0.50	0.29	1		03/05/22 01:52	108-86-1	
Bromochloromethane	ND	ug/L	0.50	0.47	1		03/05/22 01:52	74-97-5	
Bromodichloromethane	ND	ug/L	0.50	0.31	1		03/05/22 01:52	75-27-4	
Bromoform	ND	ug/L	0.50	0.34	1		03/05/22 01:52	75-25-2	
Bromomethane	ND	ug/L	5.0	1.7	1		03/05/22 01:52	74-83-9	
n-Butylbenzene	ND	ug/L	0.50	0.49	1		03/05/22 01:52	104-51-8	
sec-Butylbenzene	ND	ug/L	0.50	0.40	1		03/05/22 01:52	135-98-8	
tert-Butylbenzene	ND	ug/L	0.50	0.32	1		03/05/22 01:52	98-06-6	
Carbon tetrachloride	ND	ug/L	0.50	0.33	1		03/05/22 01:52	56-23-5	
Chlorobenzene	ND	ug/L	0.50	0.28	1		03/05/22 01:52	108-90-7	
Chloroethane	ND	ug/L	1.0	0.65	1		03/05/22 01:52	75-00-3	
Chloroform	ND	ug/L	0.50	0.35	1		03/05/22 01:52	67-66-3	
Chloromethane	ND	ug/L	1.0	0.54	1		03/05/22 01:52	74-87-3	
2-Chlorotoluene	ND	ug/L	0.50	0.32	1		03/05/22 01:52	95-49-8	
4-Chlorotoluene	ND	ug/L	0.50	0.32	1		03/05/22 01:52	106-43-4	
1,2-Dibromo-3-chloropropane	ND	ug/L	1.0	0.34	1		03/05/22 01:52	96-12-8	
Dibromochloromethane	ND	ug/L	0.50	0.36	1		03/05/22 01:52	124-48-1	
1,2-Dibromoethane (EDB)	ND	ug/L	0.50	0.27	1		03/05/22 01:52	106-93-4	
Dibromomethane	ND	ug/L	0.50	0.39	1		03/05/22 01:52	74-95-3	
1,2-Dichlorobenzene	ND	ug/L	0.50	0.34	1		03/05/22 01:52	95-50-1	
1,3-Dichlorobenzene	ND	ug/L	0.50	0.34	1		03/05/22 01:52	541-73-1	
1,4-Dichlorobenzene	ND	ug/L	0.50	0.33	1		03/05/22 01:52	106-46-7	
Dichlorodifluoromethane	ND	ug/L	0.50	0.35	1		03/05/22 01:52	75-71-8	
1,1-Dichloroethane	ND	ug/L	0.50	0.37	1		03/05/22 01:52	75-34-3	
1,2-Dichloroethane	ND	ug/L	0.50	0.32	1		03/05/22 01:52	107-06-2	
1,1-Dichloroethene	ND	ug/L	0.50	0.35	1		03/05/22 01:52	75-35-4	
cis-1,2-Dichloroethene	ND	ug/L	0.50	0.38	1		03/05/22 01:52	156-59-2	
trans-1,2-Dichloroethene	ND	ug/L	0.50	0.40	1		03/05/22 01:52	156-60-5	
1,2-Dichloropropane	ND	ug/L	0.50	0.36	1		03/05/22 01:52	78-87-5	
1,3-Dichloropropane	ND	ug/L	0.50	0.28	1		03/05/22 01:52	142-28-9	
2,2-Dichloropropane	ND	ug/L	0.50	0.39	1		03/05/22 01:52	594-20-7	
1,1-Dichloropropene	ND	ug/L	0.50	0.43	1		03/05/22 01:52	563-58-6	
cis-1,3-Dichloropropene	ND	ug/L	0.50	0.36	1		03/05/22 01:52	10061-01-5	
trans-1,3-Dichloropropene	ND	ug/L	0.50	0.36	1		03/05/22 01:52	10061-02-6	

This report shall not be reproduced, except in full,
without the written consent of Pace Analytical Services, LLC.

Pace Analytical Services, LLC
9800 Kincey Ave. Suite 100
Huntersville, NC 28078
(704)875-9092

ANALYTICAL RESULTS

Project: CPC Huntersville-60674226
Pace Project No.: 92591327

Sample: FB-1-20220303 **Lab ID: 92591327001** Collected: 03/03/22 08:45 Received: 03/03/22 15:30 Matrix: Water

Parameters	Results	Units	Report Limit	MDL	DF	Prepared	Analyzed	CAS No.	Qual
6200B MSV	Analytical Method: SM 6200B								
	Pace Analytical Services - Charlotte								
Diisopropyl ether	ND	ug/L	0.50	0.31	1		03/05/22 01:52	108-20-3	
Ethylbenzene	ND	ug/L	0.50	0.30	1		03/05/22 01:52	100-41-4	
Hexachloro-1,3-butadiene	ND	ug/L	2.0	1.5	1		03/05/22 01:52	87-68-3	
Isopropylbenzene (Cumene)	ND	ug/L	0.50	0.33	1		03/05/22 01:52	98-82-8	
Methylene Chloride	ND	ug/L	2.0	2.0	1		03/05/22 01:52	75-09-2	
Methyl-tert-butyl ether	ND	ug/L	0.50	0.42	1		03/05/22 01:52	1634-04-4	
Naphthalene	ND	ug/L	2.0	0.64	1		03/05/22 01:52	91-20-3	
n-Propylbenzene	ND	ug/L	0.50	0.34	1		03/05/22 01:52	103-65-1	
Styrene	ND	ug/L	0.50	0.29	1		03/05/22 01:52	100-42-5	
1,1,1,2-Tetrachloroethane	ND	ug/L	0.50	0.31	1		03/05/22 01:52	630-20-6	
1,1,2,2-Tetrachloroethane	ND	ug/L	0.50	0.22	1		03/05/22 01:52	79-34-5	
Tetrachloroethene	ND	ug/L	0.50	0.29	1		03/05/22 01:52	127-18-4	
Toluene	ND	ug/L	0.50	0.48	1		03/05/22 01:52	108-88-3	
1,2,3-Trichlorobenzene	ND	ug/L	2.0	0.81	1		03/05/22 01:52	87-61-6	
1,2,4-Trichlorobenzene	ND	ug/L	2.0	0.64	1		03/05/22 01:52	120-82-1	
1,1,1-Trichloroethane	ND	ug/L	0.50	0.33	1		03/05/22 01:52	71-55-6	
1,1,2-Trichloroethane	ND	ug/L	0.50	0.32	1		03/05/22 01:52	79-00-5	
Trichloroethene	ND	ug/L	0.50	0.38	1		03/05/22 01:52	79-01-6	
Trichlorofluoromethane	ND	ug/L	1.0	0.30	1		03/05/22 01:52	75-69-4	
1,2,3-Trichloropropane	ND	ug/L	0.50	0.26	1		03/05/22 01:52	96-18-4	
1,2,4-Trimethylbenzene	ND	ug/L	0.50	0.50	1		03/05/22 01:52	95-63-6	
1,3,5-Trimethylbenzene	ND	ug/L	0.50	0.33	1		03/05/22 01:52	108-67-8	
Vinyl chloride	ND	ug/L	1.0	0.39	1		03/05/22 01:52	75-01-4	
m&p-Xylene	ND	ug/L	1.0	0.71	1		03/05/22 01:52	179601-23-1	
o-Xylene	ND	ug/L	0.50	0.34	1		03/05/22 01:52	95-47-6	
Surrogates									
1,2-Dichloroethane-d4 (S)	94	%	70-130		1		03/05/22 01:52	17060-07-0	
4-Bromofluorobenzene (S)	100	%	70-130		1		03/05/22 01:52	460-00-4	
Toluene-d8 (S)	103	%	70-130		1		03/05/22 01:52	2037-26-5	

This report shall not be reproduced, except in full,
without the written consent of Pace Analytical Services, LLC.

Pace Analytical Services, LLC
9800 Kincey Ave. Suite 100
Huntersville, NC 28078
(704)875-9092

ANALYTICAL RESULTS

Project: CPC Huntersville-60674226
Pace Project No.: 92591327

Sample: MW-61D **Lab ID: 92591327002** Collected: 03/03/22 10:00 Received: 03/03/22 15:30 Matrix: Water

Parameters	Results	Units	Report Limit	MDL	DF	Prepared	Analyzed	CAS No.	Qual
VPH NC Water	Analytical Method: MADEP VPH								
	Pace Analytical Services - Charlotte								
Total VPH (C5-C12)	ND	ug/L	50.0	50.0	1		03/06/22 07:33		N2
Aliphatic (C05-C08)	ND	ug/L	50.0	50.0	1		03/06/22 07:33		N2
Aliphatic(C09-C12) Adjusted	ND	ug/L	50.0	50.0	1		03/06/22 07:33		N2
Aromatic (C09-C10)	ND	ug/L	50.0	50.0	1		03/06/22 07:33		N2
Surrogates									
4-Bromofluorobenzene (FID) (S)	102	%	70-130		1		03/06/22 07:33	460-00-4	
4-Bromofluorobenzene (PID) (S)	90	%	70-130		1		03/06/22 07:33	460-00-4	
6020 MET ICPMS	Analytical Method: EPA 6020B Preparation Method: EPA 3010A								
	Pace Analytical Services - Asheville								
Lead	ND	ug/L	5.0	0.077	1	03/05/22 11:43	03/07/22 18:14	7439-92-1	
6200B MSV	Analytical Method: SM 6200B								
	Pace Analytical Services - Charlotte								
Benzene	ND	ug/L	0.50	0.34	1		03/05/22 04:51	71-43-2	
Bromobenzene	ND	ug/L	0.50	0.29	1		03/05/22 04:51	108-86-1	
Bromochloromethane	ND	ug/L	0.50	0.47	1		03/05/22 04:51	74-97-5	
Bromodichloromethane	**0.84**	ug/L	0.50	0.31	1		03/05/22 04:51	75-27-4	
Bromoform	ND	ug/L	0.50	0.34	1		03/05/22 04:51	75-25-2	
Bromomethane	ND	ug/L	5.0	1.7	1		03/05/22 04:51	74-83-9	
n-Butylbenzene	ND	ug/L	0.50	0.49	1		03/05/22 04:51	104-51-8	
sec-Butylbenzene	ND	ug/L	0.50	0.40	1		03/05/22 04:51	135-98-8	
tert-Butylbenzene	ND	ug/L	0.50	0.32	1		03/05/22 04:51	98-06-6	
Carbon tetrachloride	ND	ug/L	0.50	0.33	1		03/05/22 04:51	56-23-5	
Chlorobenzene	ND	ug/L	0.50	0.28	1		03/05/22 04:51	108-90-7	
Chloroethane	ND	ug/L	1.0	0.65	1		03/05/22 04:51	75-00-3	
Chloroform	**4.6**	ug/L	0.50	0.35	1		03/05/22 04:51	67-66-3	
Chloromethane	ND	ug/L	1.0	0.54	1		03/05/22 04:51	74-87-3	
2-Chlorotoluene	ND	ug/L	0.50	0.32	1		03/05/22 04:51	95-49-8	
4-Chlorotoluene	ND	ug/L	0.50	0.32	1		03/05/22 04:51	106-43-4	
1,2-Dibromo-3-chloropropane	ND	ug/L	1.0	0.34	1		03/05/22 04:51	96-12-8	
Dibromochloromethane	ND	ug/L	0.50	0.36	1		03/05/22 04:51	124-48-1	
1,2-Dibromoethane (EDB)	ND	ug/L	0.50	0.27	1		03/05/22 04:51	106-93-4	
Dibromomethane	ND	ug/L	0.50	0.39	1		03/05/22 04:51	74-95-3	
1,2-Dichlorobenzene	ND	ug/L	0.50	0.34	1		03/05/22 04:51	95-50-1	
1,3-Dichlorobenzene	ND	ug/L	0.50	0.34	1		03/05/22 04:51	541-73-1	
1,4-Dichlorobenzene	ND	ug/L	0.50	0.33	1		03/05/22 04:51	106-46-7	
Dichlorodifluoromethane	ND	ug/L	0.50	0.35	1		03/05/22 04:51	75-71-8	
1,1-Dichloroethane	ND	ug/L	0.50	0.37	1		03/05/22 04:51	75-34-3	
1,2-Dichloroethane	ND	ug/L	0.50	0.32	1		03/05/22 04:51	107-06-2	
1,1-Dichloroethene	ND	ug/L	0.50	0.35	1		03/05/22 04:51	75-35-4	
cis-1,2-Dichloroethene	ND	ug/L	0.50	0.38	1		03/05/22 04:51	156-59-2	
trans-1,2-Dichloroethene	ND	ug/L	0.50	0.40	1		03/05/22 04:51	156-60-5	
1,2-Dichloropropane	ND	ug/L	0.50	0.36	1		03/05/22 04:51	78-87-5	
1,3-Dichloropropane	ND	ug/L	0.50	0.28	1		03/05/22 04:51	142-28-9	

This report shall not be reproduced, except in full,
without the written consent of Pace Analytical Services, LLC.

Pace Analytical Services, LLC
9800 Kincey Ave. Suite 100
Huntersville, NC 28078
(704)875-9092

ANALYTICAL RESULTS

Project: CPC Huntersville-60674226
Pace Project No.: 92591327

Sample: MW-61D **Lab ID: 92591327002** Collected: 03/03/22 10:00 Received: 03/03/22 15:30 Matrix: Water

Parameters	Results	Units	Report Limit	MDL	DF	Prepared	Analyzed	CAS No.	Qual
6200B MSV	Analytical Method: SM 6200B								
	Pace Analytical Services - Charlotte								
2,2-Dichloropropane	ND	ug/L	0.50	0.39	1		03/05/22 04:51	594-20-7	
1,1-Dichloropropene	ND	ug/L	0.50	0.43	1		03/05/22 04:51	563-58-6	
cis-1,3-Dichloropropene	ND	ug/L	0.50	0.36	1		03/05/22 04:51	10061-01-5	
trans-1,3-Dichloropropene	ND	ug/L	0.50	0.36	1		03/05/22 04:51	10061-02-6	
Diisopropyl ether	ND	ug/L	0.50	0.31	1		03/05/22 04:51	108-20-3	
Ethylbenzene	ND	ug/L	0.50	0.30	1		03/05/22 04:51	100-41-4	
Hexachloro-1,3-butadiene	ND	ug/L	2.0	1.5	1		03/05/22 04:51	87-68-3	
Isopropylbenzene (Cumene)	ND	ug/L	0.50	0.33	1		03/05/22 04:51	98-82-8	
Methylene Chloride	ND	ug/L	2.0	2.0	1		03/05/22 04:51	75-09-2	
Methyl-tert-butyl ether	ND	ug/L	0.50	0.42	1		03/05/22 04:51	1634-04-4	
Naphthalene	ND	ug/L	2.0	0.64	1		03/05/22 04:51	91-20-3	
n-Propylbenzene	ND	ug/L	0.50	0.34	1		03/05/22 04:51	103-65-1	
Styrene	ND	ug/L	0.50	0.29	1		03/05/22 04:51	100-42-5	
1,1,1,2-Tetrachloroethane	ND	ug/L	0.50	0.31	1		03/05/22 04:51	630-20-6	
1,1,2,2-Tetrachloroethane	ND	ug/L	0.50	0.22	1		03/05/22 04:51	79-34-5	
Tetrachloroethene	ND	ug/L	0.50	0.29	1		03/05/22 04:51	127-18-4	
Toluene	ND	ug/L	0.50	0.48	1		03/05/22 04:51	108-88-3	
1,2,3-Trichlorobenzene	ND	ug/L	2.0	0.81	1		03/05/22 04:51	87-61-6	
1,2,4-Trichlorobenzene	ND	ug/L	2.0	0.64	1		03/05/22 04:51	120-82-1	
1,1,1-Trichloroethane	ND	ug/L	0.50	0.33	1		03/05/22 04:51	71-55-6	
1,1,2-Trichloroethane	ND	ug/L	0.50	0.32	1		03/05/22 04:51	79-00-5	
Trichloroethene	ND	ug/L	0.50	0.38	1		03/05/22 04:51	79-01-6	
Trichlorofluoromethane	ND	ug/L	1.0	0.30	1		03/05/22 04:51	75-69-4	
1,2,3-Trichloropropane	ND	ug/L	0.50	0.26	1		03/05/22 04:51	96-18-4	
1,2,4-Trimethylbenzene	ND	ug/L	0.50	0.50	1		03/05/22 04:51	95-63-6	
1,3,5-Trimethylbenzene	ND	ug/L	0.50	0.33	1		03/05/22 04:51	108-67-8	
Vinyl chloride	ND	ug/L	1.0	0.39	1		03/05/22 04:51	75-01-4	
m&p-Xylene	ND	ug/L	1.0	0.71	1		03/05/22 04:51	179601-23-1	
o-Xylene	ND	ug/L	0.50	0.34	1		03/05/22 04:51	95-47-6	
Surrogates									
1,2-Dichloroethane-d4 (S)	90	%	70-130		1		03/05/22 04:51	17060-07-0	
4-Bromofluorobenzene (S)	109	%	70-130		1		03/05/22 04:51	460-00-4	
Toluene-d8 (S)	103	%	70-130		1		03/05/22 04:51	2037-26-5	

This report shall not be reproduced, except in full,
without the written consent of Pace Analytical Services, LLC.

Pace Analytical Services, LLC
9800 Kincey Ave. Suite 100
Huntersville, NC 28078
(704)875-9092

ANALYTICAL RESULTS

Project: CPC Huntersville-60674226
Pace Project No.: 92591327

Sample: MW-02 **Lab ID: 92591327003** Collected: 03/03/22 10:15 Received: 03/03/22 15:30 Matrix: Water

Parameters	Results	Units	Report Limit	MDL	DF	Prepared	Analyzed	CAS No.	Qual
VPH NC Water	Analytical Method: MADEP VPH								
	Pace Analytical Services - Charlotte								
Total VPH (C5-C12)	ND	ug/L	50.0	50.0	1		03/06/22 08:02		N2
Aliphatic (C05-C08)	ND	ug/L	50.0	50.0	1		03/06/22 08:02		N2
Aliphatic(C09-C12) Adjusted	ND	ug/L	50.0	50.0	1		03/06/22 08:02		N2
Aromatic (C09-C10)	ND	ug/L	50.0	50.0	1		03/06/22 08:02		N2
Surrogates									
4-Bromofluorobenzene (FID) (S)	99	%	70-130		1		03/06/22 08:02	460-00-4	
4-Bromofluorobenzene (PID) (S)	87	%	70-130		1		03/06/22 08:02	460-00-4	
6020 MET ICPMS	Analytical Method: EPA 6020B Preparation Method: EPA 3010A								
	Pace Analytical Services - Asheville								
Lead	**1.2J**	ug/L	5.0	0.077	1	03/05/22 11:43	03/07/22 18:17	7439-92-1	
6200B MSV	Analytical Method: SM 6200B								
	Pace Analytical Services - Charlotte								
Benzene	ND	ug/L	0.50	0.34	1		03/05/22 02:10	71-43-2	
Bromobenzene	ND	ug/L	0.50	0.29	1		03/05/22 02:10	108-86-1	
Bromochloromethane	ND	ug/L	0.50	0.47	1		03/05/22 02:10	74-97-5	
Bromodichloromethane	ND	ug/L	0.50	0.31	1		03/05/22 02:10	75-27-4	
Bromoform	ND	ug/L	0.50	0.34	1		03/05/22 02:10	75-25-2	
Bromomethane	ND	ug/L	5.0	1.7	1		03/05/22 02:10	74-83-9	
n-Butylbenzene	ND	ug/L	0.50	0.49	1		03/05/22 02:10	104-51-8	
sec-Butylbenzene	ND	ug/L	0.50	0.40	1		03/05/22 02:10	135-98-8	
tert-Butylbenzene	ND	ug/L	0.50	0.32	1		03/05/22 02:10	98-06-6	
Carbon tetrachloride	ND	ug/L	0.50	0.33	1		03/05/22 02:10	56-23-5	
Chlorobenzene	ND	ug/L	0.50	0.28	1		03/05/22 02:10	108-90-7	
Chloroethane	ND	ug/L	1.0	0.65	1		03/05/22 02:10	75-00-3	
Chloroform	ND	ug/L	0.50	0.35	1		03/05/22 02:10	67-66-3	
Chloromethane	ND	ug/L	1.0	0.54	1		03/05/22 02:10	74-87-3	
2-Chlorotoluene	ND	ug/L	0.50	0.32	1		03/05/22 02:10	95-49-8	
4-Chlorotoluene	ND	ug/L	0.50	0.32	1		03/05/22 02:10	106-43-4	
1,2-Dibromo-3-chloropropane	ND	ug/L	1.0	0.34	1		03/05/22 02:10	96-12-8	
Dibromochloromethane	ND	ug/L	0.50	0.36	1		03/05/22 02:10	124-48-1	
1,2-Dibromoethane (EDB)	ND	ug/L	0.50	0.27	1		03/05/22 02:10	106-93-4	
Dibromomethane	ND	ug/L	0.50	0.39	1		03/05/22 02:10	74-95-3	
1,2-Dichlorobenzene	ND	ug/L	0.50	0.34	1		03/05/22 02:10	95-50-1	
1,3-Dichlorobenzene	ND	ug/L	0.50	0.34	1		03/05/22 02:10	541-73-1	
1,4-Dichlorobenzene	ND	ug/L	0.50	0.33	1		03/05/22 02:10	106-46-7	
Dichlorodifluoromethane	ND	ug/L	0.50	0.35	1		03/05/22 02:10	75-71-8	
1,1-Dichloroethane	ND	ug/L	0.50	0.37	1		03/05/22 02:10	75-34-3	
1,2-Dichloroethane	ND	ug/L	0.50	0.32	1		03/05/22 02:10	107-06-2	
1,1-Dichloroethene	ND	ug/L	0.50	0.35	1		03/05/22 02:10	75-35-4	
cis-1,2-Dichloroethene	ND	ug/L	0.50	0.38	1		03/05/22 02:10	156-59-2	
trans-1,2-Dichloroethene	ND	ug/L	0.50	0.40	1		03/05/22 02:10	156-60-5	
1,2-Dichloropropane	ND	ug/L	0.50	0.36	1		03/05/22 02:10	78-87-5	
1,3-Dichloropropane	ND	ug/L	0.50	0.28	1		03/05/22 02:10	142-28-9	

This report shall not be reproduced, except in full,
without the written consent of Pace Analytical Services, LLC.

Pace Analytical Services, LLC
9800 Kincey Ave. Suite 100
Huntersville, NC 28078
(704)875-9092

ANALYTICAL RESULTS

Project: CPC Huntersville-60674226
Pace Project No.: 92591327

Sample: MW-02 **Lab ID: 92591327003** Collected: 03/03/22 10:15 Received: 03/03/22 15:30 Matrix: Water

Parameters	Results	Units	Report Limit	MDL	DF	Prepared	Analyzed	CAS No.	Qual
6200B MSV	Analytical Method: SM 6200B								
	Pace Analytical Services - Charlotte								
2,2-Dichloropropane	ND	ug/L	0.50	0.39	1		03/05/22 02:10	594-20-7	
1,1-Dichloropropene	ND	ug/L	0.50	0.43	1		03/05/22 02:10	563-58-6	
cis-1,3-Dichloropropene	ND	ug/L	0.50	0.36	1		03/05/22 02:10	10061-01-5	
trans-1,3-Dichloropropene	ND	ug/L	0.50	0.36	1		03/05/22 02:10	10061-02-6	
Diisopropyl ether	ND	ug/L	0.50	0.31	1		03/05/22 02:10	108-20-3	
Ethylbenzene	ND	ug/L	0.50	0.30	1		03/05/22 02:10	100-41-4	
Hexachloro-1,3-butadiene	ND	ug/L	2.0	1.5	1		03/05/22 02:10	87-68-3	
Isopropylbenzene (Cumene)	ND	ug/L	0.50	0.33	1		03/05/22 02:10	98-82-8	
Methylene Chloride	ND	ug/L	2.0	2.0	1		03/05/22 02:10	75-09-2	
Methyl-tert-butyl ether	ND	ug/L	0.50	0.42	1		03/05/22 02:10	1634-04-4	
Naphthalene	ND	ug/L	2.0	0.64	1		03/05/22 02:10	91-20-3	
n-Propylbenzene	ND	ug/L	0.50	0.34	1		03/05/22 02:10	103-65-1	
Styrene	ND	ug/L	0.50	0.29	1		03/05/22 02:10	100-42-5	
1,1,1,2-Tetrachloroethane	ND	ug/L	0.50	0.31	1		03/05/22 02:10	630-20-6	
1,1,2,2-Tetrachloroethane	ND	ug/L	0.50	0.22	1		03/05/22 02:10	79-34-5	
Tetrachloroethene	ND	ug/L	0.50	0.29	1		03/05/22 02:10	127-18-4	
Toluene	ND	ug/L	0.50	0.48	1		03/05/22 02:10	108-88-3	
1,2,3-Trichlorobenzene	ND	ug/L	2.0	0.81	1		03/05/22 02:10	87-61-6	
1,2,4-Trichlorobenzene	ND	ug/L	2.0	0.64	1		03/05/22 02:10	120-82-1	
1,1,1-Trichloroethane	ND	ug/L	0.50	0.33	1		03/05/22 02:10	71-55-6	
1,1,2-Trichloroethane	ND	ug/L	0.50	0.32	1		03/05/22 02:10	79-00-5	
Trichloroethene	ND	ug/L	0.50	0.38	1		03/05/22 02:10	79-01-6	
Trichlorofluoromethane	ND	ug/L	1.0	0.30	1		03/05/22 02:10	75-69-4	
1,2,3-Trichloropropane	ND	ug/L	0.50	0.26	1		03/05/22 02:10	96-18-4	
1,2,4-Trimethylbenzene	ND	ug/L	0.50	0.50	1		03/05/22 02:10	95-63-6	
1,3,5-Trimethylbenzene	ND	ug/L	0.50	0.33	1		03/05/22 02:10	108-67-8	
Vinyl chloride	ND	ug/L	1.0	0.39	1		03/05/22 02:10	75-01-4	
m&p-Xylene	ND	ug/L	1.0	0.71	1		03/05/22 02:10	179601-23-1	
o-Xylene	ND	ug/L	0.50	0.34	1		03/05/22 02:10	95-47-6	
Surrogates									
1,2-Dichloroethane-d4 (S)	92	%	70-130		1		03/05/22 02:10	17060-07-0	
4-Bromofluorobenzene (S)	100	%	70-130		1		03/05/22 02:10	460-00-4	
Toluene-d8 (S)	81	%	70-130		1		03/05/22 02:10	2037-26-5	

This report shall not be reproduced, except in full,
without the written consent of Pace Analytical Services, LLC.

Pace Analytical Services, LLC
9800 Kincey Ave. Suite 100
Huntersville, NC 28078
(704)875-9092

ANALYTICAL RESULTS

Project: CPC Huntersville-60674226
Pace Project No.: 92591327

Sample: MW-58 **Lab ID: 92591327004** Collected: 03/03/22 10:00 Received: 03/03/22 15:30 Matrix: Water

Parameters	Results	Units	Report Limit	MDL	DF	Prepared	Analyzed	CAS No.	Qual
VPH NC Water	Analytical Method: MADEP VPH								
	Pace Analytical Services - Charlotte								
Total VPH (C5-C12)	ND	ug/L	50.0	50.0	1		03/06/22 08:30		N2
Aliphatic (C05-C08)	ND	ug/L	50.0	50.0	1		03/06/22 08:30		N2
Aliphatic(C09-C12) Adjusted	ND	ug/L	50.0	50.0	1		03/06/22 08:30		N2
Aromatic (C09-C10)	ND	ug/L	50.0	50.0	1		03/06/22 08:30		N2
Surrogates									
4-Bromofluorobenzene (FID) (S)	99	%	70-130		1		03/06/22 08:30	460-00-4	
4-Bromofluorobenzene (PID) (S)	87	%	70-130		1		03/06/22 08:30	460-00-4	
6020 MET ICPMS	Analytical Method: EPA 6020B Preparation Method: EPA 3010A								
	Pace Analytical Services - Asheville								
Lead	ND	ug/L	5.0	0.077	1	03/05/22 11:43	03/07/22 18:29	7439-92-1	
6200B MSV	Analytical Method: SM 6200B								
	Pace Analytical Services - Charlotte								
Benzene	ND	ug/L	0.50	0.34	1		03/05/22 05:08	71-43-2	
Bromobenzene	ND	ug/L	0.50	0.29	1		03/05/22 05:08	108-86-1	
Bromochloromethane	ND	ug/L	0.50	0.47	1		03/05/22 05:08	74-97-5	
Bromodichloromethane	ND	ug/L	0.50	0.31	1		03/05/22 05:08	75-27-4	
Bromoform	ND	ug/L	0.50	0.34	1		03/05/22 05:08	75-25-2	
Bromomethane	ND	ug/L	5.0	1.7	1		03/05/22 05:08	74-83-9	
n-Butylbenzene	ND	ug/L	0.50	0.49	1		03/05/22 05:08	104-51-8	
sec-Butylbenzene	ND	ug/L	0.50	0.40	1		03/05/22 05:08	135-98-8	
tert-Butylbenzene	ND	ug/L	0.50	0.32	1		03/05/22 05:08	98-06-6	
Carbon tetrachloride	ND	ug/L	0.50	0.33	1		03/05/22 05:08	56-23-5	
Chlorobenzene	ND	ug/L	0.50	0.28	1		03/05/22 05:08	108-90-7	
Chloroethane	ND	ug/L	1.0	0.65	1		03/05/22 05:08	75-00-3	
Chloroform	ND	ug/L	0.50	0.35	1		03/05/22 05:08	67-66-3	
Chloromethane	ND	ug/L	1.0	0.54	1		03/05/22 05:08	74-87-3	
2-Chlorotoluene	ND	ug/L	0.50	0.32	1		03/05/22 05:08	95-49-8	
4-Chlorotoluene	ND	ug/L	0.50	0.32	1		03/05/22 05:08	106-43-4	
1,2-Dibromo-3-chloropropane	ND	ug/L	1.0	0.34	1		03/05/22 05:08	96-12-8	
Dibromochloromethane	ND	ug/L	0.50	0.36	1		03/05/22 05:08	124-48-1	
1,2-Dibromoethane (EDB)	ND	ug/L	0.50	0.27	1		03/05/22 05:08	106-93-4	
Dibromomethane	ND	ug/L	0.50	0.39	1		03/05/22 05:08	74-95-3	
1,2-Dichlorobenzene	ND	ug/L	0.50	0.34	1		03/05/22 05:08	95-50-1	
1,3-Dichlorobenzene	ND	ug/L	0.50	0.34	1		03/05/22 05:08	541-73-1	
1,4-Dichlorobenzene	ND	ug/L	0.50	0.33	1		03/05/22 05:08	106-46-7	
Dichlorodifluoromethane	ND	ug/L	0.50	0.35	1		03/05/22 05:08	75-71-8	
1,1-Dichloroethane	ND	ug/L	0.50	0.37	1		03/05/22 05:08	75-34-3	
1,2-Dichloroethane	ND	ug/L	0.50	0.32	1		03/05/22 05:08	107-06-2	
1,1-Dichloroethene	ND	ug/L	0.50	0.35	1		03/05/22 05:08	75-35-4	
cis-1,2-Dichloroethene	ND	ug/L	0.50	0.38	1		03/05/22 05:08	156-59-2	
trans-1,2-Dichloroethene	ND	ug/L	0.50	0.40	1		03/05/22 05:08	156-60-5	
1,2-Dichloropropane	ND	ug/L	0.50	0.36	1		03/05/22 05:08	78-87-5	
1,3-Dichloropropane	ND	ug/L	0.50	0.28	1		03/05/22 05:08	142-28-9	

This report shall not be reproduced, except in full,
without the written consent of Pace Analytical Services, LLC.

Pace Analytical Services, LLC
9800 Kincey Ave. Suite 100
Huntersville, NC 28078
(704)875-9092

ANALYTICAL RESULTS

Project: CPC Huntersville-60674226
Pace Project No.: 92591327

Sample: MW-58 **Lab ID: 92591327004** Collected: 03/03/22 10:00 Received: 03/03/22 15:30 Matrix: Water

Parameters	Results	Units	Report Limit	MDL	DF	Prepared	Analyzed	CAS No.	Qual
6200B MSV	Analytical Method: SM 6200B								
	Pace Analytical Services - Charlotte								
2,2-Dichloropropane	ND	ug/L	0.50	0.39	1		03/05/22 05:08	594-20-7	
1,1-Dichloropropene	ND	ug/L	0.50	0.43	1		03/05/22 05:08	563-58-6	
cis-1,3-Dichloropropene	ND	ug/L	0.50	0.36	1		03/05/22 05:08	10061-01-5	
trans-1,3-Dichloropropene	ND	ug/L	0.50	0.36	1		03/05/22 05:08	10061-02-6	
Diisopropyl ether	ND	ug/L	0.50	0.31	1		03/05/22 05:08	108-20-3	
Ethylbenzene	ND	ug/L	0.50	0.30	1		03/05/22 05:08	100-41-4	
Hexachloro-1,3-butadiene	ND	ug/L	2.0	1.5	1		03/05/22 05:08	87-68-3	
Isopropylbenzene (Cumene)	ND	ug/L	0.50	0.33	1		03/05/22 05:08	98-82-8	
Methylene Chloride	ND	ug/L	2.0	2.0	1		03/05/22 05:08	75-09-2	
Methyl-tert-butyl ether	ND	ug/L	0.50	0.42	1		03/05/22 05:08	1634-04-4	
Naphthalene	ND	ug/L	2.0	0.64	1		03/05/22 05:08	91-20-3	
n-Propylbenzene	ND	ug/L	0.50	0.34	1		03/05/22 05:08	103-65-1	
Styrene	ND	ug/L	0.50	0.29	1		03/05/22 05:08	100-42-5	
1,1,1,2-Tetrachloroethane	ND	ug/L	0.50	0.31	1		03/05/22 05:08	630-20-6	
1,1,2,2-Tetrachloroethane	ND	ug/L	0.50	0.22	1		03/05/22 05:08	79-34-5	
Tetrachloroethene	ND	ug/L	0.50	0.29	1		03/05/22 05:08	127-18-4	
Toluene	ND	ug/L	0.50	0.48	1		03/05/22 05:08	108-88-3	
1,2,3-Trichlorobenzene	ND	ug/L	2.0	0.81	1		03/05/22 05:08	87-61-6	
1,2,4-Trichlorobenzene	ND	ug/L	2.0	0.64	1		03/05/22 05:08	120-82-1	
1,1,1-Trichloroethane	ND	ug/L	0.50	0.33	1		03/05/22 05:08	71-55-6	
1,1,2-Trichloroethane	ND	ug/L	0.50	0.32	1		03/05/22 05:08	79-00-5	
Trichloroethene	ND	ug/L	0.50	0.38	1		03/05/22 05:08	79-01-6	
Trichlorofluoromethane	ND	ug/L	1.0	0.30	1		03/05/22 05:08	75-69-4	
1,2,3-Trichloropropane	ND	ug/L	0.50	0.26	1		03/05/22 05:08	96-18-4	
1,2,4-Trimethylbenzene	ND	ug/L	0.50	0.50	1		03/05/22 05:08	95-63-6	
1,3,5-Trimethylbenzene	ND	ug/L	0.50	0.33	1		03/05/22 05:08	108-67-8	
Vinyl chloride	ND	ug/L	1.0	0.39	1		03/05/22 05:08	75-01-4	
m&p-Xylene	ND	ug/L	1.0	0.71	1		03/05/22 05:08	179601-23-1	
o-Xylene	ND	ug/L	0.50	0.34	1		03/05/22 05:08	95-47-6	
Surrogates									
1,2-Dichloroethane-d4 (S)	91	%	70-130		1		03/05/22 05:08	17060-07-0	
4-Bromofluorobenzene (S)	98	%	70-130		1		03/05/22 05:08	460-00-4	
Toluene-d8 (S)	83	%	70-130		1		03/05/22 05:08	2037-26-5	

This report shall not be reproduced, except in full,
without the written consent of Pace Analytical Services, LLC.

Pace Analytical Services, LLC
9800 Kincey Ave. Suite 100
Huntersville, NC 28078
(704)875-9092

ANALYTICAL RESULTS

Project: CPC Huntersville-60674226
Pace Project No.: 92591327

Sample: DUP-2-20220303 **Lab ID: 92591327005** Collected: 03/03/22 00:00 Received: 03/03/22 15:30 Matrix: Water

Parameters	Results	Units	Report Limit	MDL	DF	Prepared	Analyzed	CAS No.	Qual
VPH NC Water	Analytical Method: MADEP VPH								
	Pace Analytical Services - Charlotte								
Total VPH (C5-C12)	ND	ug/L	50.0	50.0	1		03/06/22 08:59		N2
Aliphatic (C05-C08)	ND	ug/L	50.0	50.0	1		03/06/22 08:59		N2
Aliphatic(C09-C12) Adjusted	ND	ug/L	50.0	50.0	1		03/06/22 08:59		N2
Aromatic (C09-C10)	ND	ug/L	50.0	50.0	1		03/06/22 08:59		N2
Surrogates									
4-Bromofluorobenzene (FID) (S)	98	%	70-130		1		03/06/22 08:59	460-00-4	
4-Bromofluorobenzene (PID) (S)	86	%	70-130		1		03/06/22 08:59	460-00-4	
6020 MET ICPMS	Analytical Method: EPA 6020B Preparation Method: EPA 3010A								
	Pace Analytical Services - Asheville								
Lead	ND	ug/L	5.0	0.077	1	03/05/22 11:43	03/07/22 18:33	7439-92-1	
6200B MSV	Analytical Method: SM 6200B								
	Pace Analytical Services - Charlotte								
Benzene	ND	ug/L	0.50	0.34	1		03/05/22 07:31	71-43-2	
Bromobenzene	ND	ug/L	0.50	0.29	1		03/05/22 07:31	108-86-1	
Bromochloromethane	ND	ug/L	0.50	0.47	1		03/05/22 07:31	74-97-5	
Bromodichloromethane	ND	ug/L	0.50	0.31	1		03/05/22 07:31	75-27-4	
Bromoform	ND	ug/L	0.50	0.34	1		03/05/22 07:31	75-25-2	
Bromomethane	ND	ug/L	5.0	1.7	1		03/05/22 07:31	74-83-9	
n-Butylbenzene	ND	ug/L	0.50	0.49	1		03/05/22 07:31	104-51-8	
sec-Butylbenzene	ND	ug/L	0.50	0.40	1		03/05/22 07:31	135-98-8	
tert-Butylbenzene	ND	ug/L	0.50	0.32	1		03/05/22 07:31	98-06-6	
Carbon tetrachloride	ND	ug/L	0.50	0.33	1		03/05/22 07:31	56-23-5	
Chlorobenzene	ND	ug/L	0.50	0.28	1		03/05/22 07:31	108-90-7	
Chloroethane	ND	ug/L	1.0	0.65	1		03/05/22 07:31	75-00-3	
Chloroform	ND	ug/L	0.50	0.35	1		03/05/22 07:31	67-66-3	
Chloromethane	ND	ug/L	1.0	0.54	1		03/05/22 07:31	74-87-3	
2-Chlorotoluene	ND	ug/L	0.50	0.32	1		03/05/22 07:31	95-49-8	
4-Chlorotoluene	ND	ug/L	0.50	0.32	1		03/05/22 07:31	106-43-4	
1,2-Dibromo-3-chloropropane	ND	ug/L	1.0	0.34	1		03/05/22 07:31	96-12-8	
Dibromochloromethane	ND	ug/L	0.50	0.36	1		03/05/22 07:31	124-48-1	
1,2-Dibromoethane (EDB)	ND	ug/L	0.50	0.27	1		03/05/22 07:31	106-93-4	
Dibromomethane	ND	ug/L	0.50	0.39	1		03/05/22 07:31	74-95-3	
1,2-Dichlorobenzene	ND	ug/L	0.50	0.34	1		03/05/22 07:31	95-50-1	
1,3-Dichlorobenzene	ND	ug/L	0.50	0.34	1		03/05/22 07:31	541-73-1	
1,4-Dichlorobenzene	ND	ug/L	0.50	0.33	1		03/05/22 07:31	106-46-7	
Dichlorodifluoromethane	ND	ug/L	0.50	0.35	1		03/05/22 07:31	75-71-8	
1,1-Dichloroethane	ND	ug/L	0.50	0.37	1		03/05/22 07:31	75-34-3	
1,2-Dichloroethane	ND	ug/L	0.50	0.32	1		03/05/22 07:31	107-06-2	
1,1-Dichloroethene	ND	ug/L	0.50	0.35	1		03/05/22 07:31	75-35-4	
cis-1,2-Dichloroethene	ND	ug/L	0.50	0.38	1		03/05/22 07:31	156-59-2	
trans-1,2-Dichloroethene	ND	ug/L	0.50	0.40	1		03/05/22 07:31	156-60-5	
1,2-Dichloropropane	ND	ug/L	0.50	0.36	1		03/05/22 07:31	78-87-5	
1,3-Dichloropropane	ND	ug/L	0.50	0.28	1		03/05/22 07:31	142-28-9	

This report shall not be reproduced, except in full,
without the written consent of Pace Analytical Services, LLC.

Pace Analytical Services, LLC
9800 Kincey Ave. Suite 100
Huntersville, NC 28078
(704)875-9092

ANALYTICAL RESULTS

Project: CPC Huntersville-60674226
Pace Project No.: 92591327

Sample: DUP-2-20220303 **Lab ID: 92591327005** Collected: 03/03/22 00:00 Received: 03/03/22 15:30 Matrix: Water

Parameters	Results	Units	Report Limit	MDL	DF	Prepared	Analyzed	CAS No.	Qual
6200B MSV	Analytical Method: SM 6200B								
	Pace Analytical Services - Charlotte								
2,2-Dichloropropane	ND	ug/L	0.50	0.39	1		03/05/22 07:31	594-20-7	
1,1-Dichloropropene	ND	ug/L	0.50	0.43	1		03/05/22 07:31	563-58-6	
cis-1,3-Dichloropropene	ND	ug/L	0.50	0.36	1		03/05/22 07:31	10061-01-5	
trans-1,3-Dichloropropene	ND	ug/L	0.50	0.36	1		03/05/22 07:31	10061-02-6	
Diisopropyl ether	ND	ug/L	0.50	0.31	1		03/05/22 07:31	108-20-3	
Ethylbenzene	ND	ug/L	0.50	0.30	1		03/05/22 07:31	100-41-4	
Hexachloro-1,3-butadiene	ND	ug/L	2.0	1.5	1		03/05/22 07:31	87-68-3	
Isopropylbenzene (Cumene)	ND	ug/L	0.50	0.33	1		03/05/22 07:31	98-82-8	
Methylene Chloride	ND	ug/L	2.0	2.0	1		03/05/22 07:31	75-09-2	
Methyl-tert-butyl ether	ND	ug/L	0.50	0.42	1		03/05/22 07:31	1634-04-4	
Naphthalene	ND	ug/L	2.0	0.64	1		03/05/22 07:31	91-20-3	
n-Propylbenzene	ND	ug/L	0.50	0.34	1		03/05/22 07:31	103-65-1	
Styrene	ND	ug/L	0.50	0.29	1		03/05/22 07:31	100-42-5	
1,1,1,2-Tetrachloroethane	ND	ug/L	0.50	0.31	1		03/05/22 07:31	630-20-6	
1,1,2,2-Tetrachloroethane	ND	ug/L	0.50	0.22	1		03/05/22 07:31	79-34-5	
Tetrachloroethene	ND	ug/L	0.50	0.29	1		03/05/22 07:31	127-18-4	
Toluene	ND	ug/L	0.50	0.48	1		03/05/22 07:31	108-88-3	
1,2,3-Trichlorobenzene	ND	ug/L	2.0	0.81	1		03/05/22 07:31	87-61-6	
1,2,4-Trichlorobenzene	ND	ug/L	2.0	0.64	1		03/05/22 07:31	120-82-1	
1,1,1-Trichloroethane	ND	ug/L	0.50	0.33	1		03/05/22 07:31	71-55-6	
1,1,2-Trichloroethane	ND	ug/L	0.50	0.32	1		03/05/22 07:31	79-00-5	
Trichloroethene	ND	ug/L	0.50	0.38	1		03/05/22 07:31	79-01-6	
Trichlorofluoromethane	ND	ug/L	1.0	0.30	1		03/05/22 07:31	75-69-4	
1,2,3-Trichloropropane	ND	ug/L	0.50	0.26	1		03/05/22 07:31	96-18-4	
1,2,4-Trimethylbenzene	ND	ug/L	0.50	0.50	1		03/05/22 07:31	95-63-6	
1,3,5-Trimethylbenzene	ND	ug/L	0.50	0.33	1		03/05/22 07:31	108-67-8	
Vinyl chloride	ND	ug/L	1.0	0.39	1		03/05/22 07:31	75-01-4	
m&p-Xylene	ND	ug/L	1.0	0.71	1		03/05/22 07:31	179601-23-1	
o-Xylene	ND	ug/L	0.50	0.34	1		03/05/22 07:31	95-47-6	
Surrogates									
1,2-Dichloroethane-d4 (S)	96	%	70-130		1		03/05/22 07:31	17060-07-0	
4-Bromofluorobenzene (S)	100	%	70-130		1		03/05/22 07:31	460-00-4	
Toluene-d8 (S)	86	%	70-130		1		03/05/22 07:31	2037-26-5	

This report shall not be reproduced, except in full,
without the written consent of Pace Analytical Services, LLC.

Pace Analytical Services, LLC
9800 Kincey Ave. Suite 100
Huntersville, NC 28078
(704)875-9092

ANALYTICAL RESULTS

Project: CPC Huntersville-60674226
Pace Project No.: 92591327

Sample: MW-89D **Lab ID: 92591327006** Collected: 03/03/22 13:00 Received: 03/03/22 15:30 Matrix: Water

Parameters	Results	Units	Report Limit	MDL	DF	Prepared	Analyzed	CAS No.	Qual
VPH NC Water	Analytical Method: MADEP VPH								
	Pace Analytical Services - Charlotte								
Total VPH (C5-C12)	ND	ug/L	50.0	50.0	1		03/06/22 09:28		N2
Aliphatic (C05-C08)	ND	ug/L	50.0	50.0	1		03/06/22 09:28		N2
Aliphatic(C09-C12) Adjusted	ND	ug/L	50.0	50.0	1		03/06/22 09:28		N2
Aromatic (C09-C10)	ND	ug/L	50.0	50.0	1		03/06/22 09:28		N2
Surrogates									
4-Bromofluorobenzene (FID) (S)	98	%	70-130		1		03/06/22 09:28	460-00-4	
4-Bromofluorobenzene (PID) (S)	86	%	70-130		1		03/06/22 09:28	460-00-4	
6020 MET ICPMS	Analytical Method: EPA 6020B Preparation Method: EPA 3010A								
	Pace Analytical Services - Asheville								
Lead	**5.4**	ug/L	5.0	0.077	1	03/05/22 11:43	03/07/22 18:36	7439-92-1	
6200B MSV	Analytical Method: SM 6200B								
	Pace Analytical Services - Charlotte								
Benzene	ND	ug/L	0.50	0.34	1		03/05/22 05:26	71-43-2	
Bromobenzene	ND	ug/L	0.50	0.29	1		03/05/22 05:26	108-86-1	
Bromochloromethane	ND	ug/L	0.50	0.47	1		03/05/22 05:26	74-97-5	
Bromodichloromethane	ND	ug/L	0.50	0.31	1		03/05/22 05:26	75-27-4	
Bromoform	ND	ug/L	0.50	0.34	1		03/05/22 05:26	75-25-2	
Bromomethane	ND	ug/L	5.0	1.7	1		03/05/22 05:26	74-83-9	
n-Butylbenzene	ND	ug/L	0.50	0.49	1		03/05/22 05:26	104-51-8	
sec-Butylbenzene	ND	ug/L	0.50	0.40	1		03/05/22 05:26	135-98-8	
tert-Butylbenzene	ND	ug/L	0.50	0.32	1		03/05/22 05:26	98-06-6	
Carbon tetrachloride	ND	ug/L	0.50	0.33	1		03/05/22 05:26	56-23-5	
Chlorobenzene	ND	ug/L	0.50	0.28	1		03/05/22 05:26	108-90-7	
Chloroethane	ND	ug/L	1.0	0.65	1		03/05/22 05:26	75-00-3	
Chloroform	**0.63**	ug/L	0.50	0.35	1		03/05/22 05:26	67-66-3	
Chloromethane	ND	ug/L	1.0	0.54	1		03/05/22 05:26	74-87-3	
2-Chlorotoluene	ND	ug/L	0.50	0.32	1		03/05/22 05:26	95-49-8	
4-Chlorotoluene	ND	ug/L	0.50	0.32	1		03/05/22 05:26	106-43-4	
1,2-Dibromo-3-chloropropane	ND	ug/L	1.0	0.34	1		03/05/22 05:26	96-12-8	
Dibromochloromethane	ND	ug/L	0.50	0.36	1		03/05/22 05:26	124-48-1	
1,2-Dibromoethane (EDB)	ND	ug/L	0.50	0.27	1		03/05/22 05:26	106-93-4	
Dibromomethane	ND	ug/L	0.50	0.39	1		03/05/22 05:26	74-95-3	
1,2-Dichlorobenzene	ND	ug/L	0.50	0.34	1		03/05/22 05:26	95-50-1	
1,3-Dichlorobenzene	ND	ug/L	0.50	0.34	1		03/05/22 05:26	541-73-1	
1,4-Dichlorobenzene	ND	ug/L	0.50	0.33	1		03/05/22 05:26	106-46-7	
Dichlorodifluoromethane	ND	ug/L	0.50	0.35	1		03/05/22 05:26	75-71-8	
1,1-Dichloroethane	ND	ug/L	0.50	0.37	1		03/05/22 05:26	75-34-3	
1,2-Dichloroethane	ND	ug/L	0.50	0.32	1		03/05/22 05:26	107-06-2	
1,1-Dichloroethene	ND	ug/L	0.50	0.35	1		03/05/22 05:26	75-35-4	
cis-1,2-Dichloroethene	ND	ug/L	0.50	0.38	1		03/05/22 05:26	156-59-2	
trans-1,2-Dichloroethene	ND	ug/L	0.50	0.40	1		03/05/22 05:26	156-60-5	
1,2-Dichloropropane	ND	ug/L	0.50	0.36	1		03/05/22 05:26	78-87-5	
1,3-Dichloropropane	ND	ug/L	0.50	0.28	1		03/05/22 05:26	142-28-9	

This report shall not be reproduced, except in full,
without the written consent of Pace Analytical Services, LLC.

Pace Analytical Services, LLC
9800 Kincey Ave. Suite 100
Huntersville, NC 28078
(704)875-9092

ANALYTICAL RESULTS

Project: CPC Huntersville-60674226
Pace Project No.: 92591327

Sample: MW-89D **Lab ID: 92591327006** Collected: 03/03/22 13:00 Received: 03/03/22 15:30 Matrix: Water

Parameters	Results	Units	Report Limit	MDL	DF	Prepared	Analyzed	CAS No.	Qual
6200B MSV	Analytical Method: SM 6200B								
	Pace Analytical Services - Charlotte								
2,2-Dichloropropane	ND	ug/L	0.50	0.39	1		03/05/22 05:26	594-20-7	
1,1-Dichloropropene	ND	ug/L	0.50	0.43	1		03/05/22 05:26	563-58-6	
cis-1,3-Dichloropropene	ND	ug/L	0.50	0.36	1		03/05/22 05:26	10061-01-5	
trans-1,3-Dichloropropene	ND	ug/L	0.50	0.36	1		03/05/22 05:26	10061-02-6	
Diisopropyl ether	ND	ug/L	0.50	0.31	1		03/05/22 05:26	108-20-3	
Ethylbenzene	ND	ug/L	0.50	0.30	1		03/05/22 05:26	100-41-4	
Hexachloro-1,3-butadiene	ND	ug/L	2.0	1.5	1		03/05/22 05:26	87-68-3	
Isopropylbenzene (Cumene)	ND	ug/L	0.50	0.33	1		03/05/22 05:26	98-82-8	
Methylene Chloride	ND	ug/L	2.0	2.0	1		03/05/22 05:26	75-09-2	
Methyl-tert-butyl ether	ND	ug/L	0.50	0.42	1		03/05/22 05:26	1634-04-4	
Naphthalene	ND	ug/L	2.0	0.64	1		03/05/22 05:26	91-20-3	
n-Propylbenzene	ND	ug/L	0.50	0.34	1		03/05/22 05:26	103-65-1	
Styrene	ND	ug/L	0.50	0.29	1		03/05/22 05:26	100-42-5	
1,1,1,2-Tetrachloroethane	ND	ug/L	0.50	0.31	1		03/05/22 05:26	630-20-6	
1,1,2,2-Tetrachloroethane	ND	ug/L	0.50	0.22	1		03/05/22 05:26	79-34-5	
Tetrachloroethene	ND	ug/L	0.50	0.29	1		03/05/22 05:26	127-18-4	
Toluene	ND	ug/L	0.50	0.48	1		03/05/22 05:26	108-88-3	
1,2,3-Trichlorobenzene	ND	ug/L	2.0	0.81	1		03/05/22 05:26	87-61-6	
1,2,4-Trichlorobenzene	ND	ug/L	2.0	0.64	1		03/05/22 05:26	120-82-1	
1,1,1-Trichloroethane	ND	ug/L	0.50	0.33	1		03/05/22 05:26	71-55-6	
1,1,2-Trichloroethane	ND	ug/L	0.50	0.32	1		03/05/22 05:26	79-00-5	
Trichloroethene	ND	ug/L	0.50	0.38	1		03/05/22 05:26	79-01-6	
Trichlorofluoromethane	ND	ug/L	1.0	0.30	1		03/05/22 05:26	75-69-4	
1,2,3-Trichloropropane	ND	ug/L	0.50	0.26	1		03/05/22 05:26	96-18-4	
1,2,4-Trimethylbenzene	ND	ug/L	0.50	0.50	1		03/05/22 05:26	95-63-6	
1,3,5-Trimethylbenzene	ND	ug/L	0.50	0.33	1		03/05/22 05:26	108-67-8	
Vinyl chloride	ND	ug/L	1.0	0.39	1		03/05/22 05:26	75-01-4	
m&p-Xylene	ND	ug/L	1.0	0.71	1		03/05/22 05:26	179601-23-1	
o-Xylene	ND	ug/L	0.50	0.34	1		03/05/22 05:26	95-47-6	
Surrogates									
1,2-Dichloroethane-d4 (S)	91	%	70-130		1		03/05/22 05:26	17060-07-0	
4-Bromofluorobenzene (S)	100	%	70-130		1		03/05/22 05:26	460-00-4	
Toluene-d8 (S)	115	%	70-130		1		03/05/22 05:26	2037-26-5	

This report shall not be reproduced, except in full,
without the written consent of Pace Analytical Services, LLC.

Pace Analytical Services, LLC
9800 Kincey Ave. Suite 100
Huntersville, NC 28078
(704)875-9092

ANALYTICAL RESULTS

Project: CPC Huntersville-60674226
Pace Project No.: 92591327

Sample: MW-69 **Lab ID: 92591327007** Collected: 03/03/22 11:00 Received: 03/03/22 15:30 Matrix: Water

Parameters	Results	Units	Report Limit	MDL	DF	Prepared	Analyzed	CAS No.	Qual
VPH NC Water	Analytical Method: MADEP VPH								
	Pace Analytical Services - Charlotte								
Total VPH (C5-C12)	ND	ug/L	50.0	50.0	1		03/07/22 17:21		N2
Aliphatic (C05-C08)	ND	ug/L	50.0	50.0	1		03/07/22 17:21		N2
Aliphatic(C09-C12) Adjusted	ND	ug/L	50.0	50.0	1		03/07/22 17:21		N2
Aromatic (C09-C10)	ND	ug/L	50.0	50.0	1		03/07/22 17:21		N2
Surrogates									
4-Bromofluorobenzene (FID) (S)	95	%	70-130		1		03/07/22 17:21	460-00-4	
4-Bromofluorobenzene (PID) (S)	82	%	70-130		1		03/07/22 17:21	460-00-4	
6020 MET ICPMS	Analytical Method: EPA 6020B Preparation Method: EPA 3010A								
	Pace Analytical Services - Asheville								
Lead	**28.9**	ug/L	25.0	0.38	5	03/05/22 11:43	03/07/22 18:40	7439-92-1	
6200B MSV	Analytical Method: SM 6200B								
	Pace Analytical Services - Charlotte								
Benzene	ND	ug/L	0.50	0.34	1		03/05/22 05:44	71-43-2	
Bromobenzene	ND	ug/L	0.50	0.29	1		03/05/22 05:44	108-86-1	
Bromochloromethane	ND	ug/L	0.50	0.47	1		03/05/22 05:44	74-97-5	
Bromodichloromethane	**0.40J**	ug/L	0.50	0.31	1		03/05/22 05:44	75-27-4	
Bromoform	ND	ug/L	0.50	0.34	1		03/05/22 05:44	75-25-2	
Bromomethane	ND	ug/L	5.0	1.7	1		03/05/22 05:44	74-83-9	
n-Butylbenzene	ND	ug/L	0.50	0.49	1		03/05/22 05:44	104-51-8	
sec-Butylbenzene	ND	ug/L	0.50	0.40	1		03/05/22 05:44	135-98-8	
tert-Butylbenzene	ND	ug/L	0.50	0.32	1		03/05/22 05:44	98-06-6	
Carbon tetrachloride	ND	ug/L	0.50	0.33	1		03/05/22 05:44	56-23-5	
Chlorobenzene	ND	ug/L	0.50	0.28	1		03/05/22 05:44	108-90-7	
Chloroethane	ND	ug/L	1.0	0.65	1		03/05/22 05:44	75-00-3	
Chloroform	**2.7**	ug/L	0.50	0.35	1		03/05/22 05:44	67-66-3	
Chloromethane	ND	ug/L	1.0	0.54	1		03/05/22 05:44	74-87-3	
2-Chlorotoluene	ND	ug/L	0.50	0.32	1		03/05/22 05:44	95-49-8	
4-Chlorotoluene	ND	ug/L	0.50	0.32	1		03/05/22 05:44	106-43-4	
1,2-Dibromo-3-chloropropane	ND	ug/L	1.0	0.34	1		03/05/22 05:44	96-12-8	
Dibromochloromethane	ND	ug/L	0.50	0.36	1		03/05/22 05:44	124-48-1	
1,2-Dibromoethane (EDB)	ND	ug/L	0.50	0.27	1		03/05/22 05:44	106-93-4	
Dibromomethane	ND	ug/L	0.50	0.39	1		03/05/22 05:44	74-95-3	
1,2-Dichlorobenzene	ND	ug/L	0.50	0.34	1		03/05/22 05:44	95-50-1	
1,3-Dichlorobenzene	ND	ug/L	0.50	0.34	1		03/05/22 05:44	541-73-1	
1,4-Dichlorobenzene	ND	ug/L	0.50	0.33	1		03/05/22 05:44	106-46-7	
Dichlorodifluoromethane	ND	ug/L	0.50	0.35	1		03/05/22 05:44	75-71-8	
1,1-Dichloroethane	ND	ug/L	0.50	0.37	1		03/05/22 05:44	75-34-3	
1,2-Dichloroethane	ND	ug/L	0.50	0.32	1		03/05/22 05:44	107-06-2	
1,1-Dichloroethene	ND	ug/L	0.50	0.35	1		03/05/22 05:44	75-35-4	
cis-1,2-Dichloroethene	ND	ug/L	0.50	0.38	1		03/05/22 05:44	156-59-2	
trans-1,2-Dichloroethene	ND	ug/L	0.50	0.40	1		03/05/22 05:44	156-60-5	
1,2-Dichloropropane	ND	ug/L	0.50	0.36	1		03/05/22 05:44	78-87-5	
1,3-Dichloropropane	ND	ug/L	0.50	0.28	1		03/05/22 05:44	142-28-9	

This report shall not be reproduced, except in full,
without the written consent of Pace Analytical Services, LLC.

Pace Analytical Services, LLC
9800 Kincey Ave. Suite 100
Huntersville, NC 28078
(704)875-9092

ANALYTICAL RESULTS

Project: CPC Huntersville-60674226
Pace Project No.: 92591327

Sample: MW-69 **Lab ID: 92591327007** Collected: 03/03/22 11:00 Received: 03/03/22 15:30 Matrix: Water

Parameters	Results	Units	Report Limit	MDL	DF	Prepared	Analyzed	CAS No.	Qual
6200B MSV	Analytical Method: SM 6200B								
	Pace Analytical Services - Charlotte								
2,2-Dichloropropane	ND	ug/L	0.50	0.39	1		03/05/22 05:44	594-20-7	
1,1-Dichloropropene	ND	ug/L	0.50	0.43	1		03/05/22 05:44	563-58-6	
cis-1,3-Dichloropropene	ND	ug/L	0.50	0.36	1		03/05/22 05:44	10061-01-5	
trans-1,3-Dichloropropene	ND	ug/L	0.50	0.36	1		03/05/22 05:44	10061-02-6	
Diisopropyl ether	ND	ug/L	0.50	0.31	1		03/05/22 05:44	108-20-3	
Ethylbenzene	ND	ug/L	0.50	0.30	1		03/05/22 05:44	100-41-4	
Hexachloro-1,3-butadiene	ND	ug/L	2.0	1.5	1		03/05/22 05:44	87-68-3	
Isopropylbenzene (Cumene)	ND	ug/L	0.50	0.33	1		03/05/22 05:44	98-82-8	
Methylene Chloride	ND	ug/L	2.0	2.0	1		03/05/22 05:44	75-09-2	
Methyl-tert-butyl ether	ND	ug/L	0.50	0.42	1		03/05/22 05:44	1634-04-4	
Naphthalene	ND	ug/L	2.0	0.64	1		03/05/22 05:44	91-20-3	
n-Propylbenzene	ND	ug/L	0.50	0.34	1		03/05/22 05:44	103-65-1	
Styrene	ND	ug/L	0.50	0.29	1		03/05/22 05:44	100-42-5	
1,1,1,2-Tetrachloroethane	ND	ug/L	0.50	0.31	1		03/05/22 05:44	630-20-6	
1,1,2,2-Tetrachloroethane	ND	ug/L	0.50	0.22	1		03/05/22 05:44	79-34-5	
Tetrachloroethene	ND	ug/L	0.50	0.29	1		03/05/22 05:44	127-18-4	
Toluene	ND	ug/L	0.50	0.48	1		03/05/22 05:44	108-88-3	
1,2,3-Trichlorobenzene	ND	ug/L	2.0	0.81	1		03/05/22 05:44	87-61-6	
1,2,4-Trichlorobenzene	ND	ug/L	2.0	0.64	1		03/05/22 05:44	120-82-1	
1,1,1-Trichloroethane	ND	ug/L	0.50	0.33	1		03/05/22 05:44	71-55-6	
1,1,2-Trichloroethane	ND	ug/L	0.50	0.32	1		03/05/22 05:44	79-00-5	
Trichloroethene	ND	ug/L	0.50	0.38	1		03/05/22 05:44	79-01-6	
Trichlorofluoromethane	ND	ug/L	1.0	0.30	1		03/05/22 05:44	75-69-4	
1,2,3-Trichloropropane	ND	ug/L	0.50	0.26	1		03/05/22 05:44	96-18-4	
1,2,4-Trimethylbenzene	ND	ug/L	0.50	0.50	1		03/05/22 05:44	95-63-6	
1,3,5-Trimethylbenzene	ND	ug/L	0.50	0.33	1		03/05/22 05:44	108-67-8	
Vinyl chloride	ND	ug/L	1.0	0.39	1		03/05/22 05:44	75-01-4	
m&p-Xylene	ND	ug/L	1.0	0.71	1		03/05/22 05:44	179601-23-1	
o-Xylene	ND	ug/L	0.50	0.34	1		03/05/22 05:44	95-47-6	
Surrogates									
1,2-Dichloroethane-d4 (S)	94	%	70-130		1		03/05/22 05:44	17060-07-0	
4-Bromofluorobenzene (S)	99	%	70-130		1		03/05/22 05:44	460-00-4	
Toluene-d8 (S)	81	%	70-130		1		03/05/22 05:44	2037-26-5	

This report shall not be reproduced, except in full,
without the written consent of Pace Analytical Services, LLC.

Pace Analytical Services, LLC
9800 Kincey Ave. Suite 100
Huntersville, NC 28078
(704)875-9092

ANALYTICAL RESULTS

Project: CPC Huntersville-60674226
Pace Project No.: 92591327

Sample: MW-92 **Lab ID: 92591327008** Collected: 03/03/22 11:20 Received: 03/03/22 15:30 Matrix: Water

Parameters	Results	Units	Report Limit	MDL	DF	Prepared	Analyzed	CAS No.	Qual
VPH NC Water	Analytical Method: MADEP VPH								
	Pace Analytical Services - Charlotte								
Total VPH (C5-C12)	ND	ug/L	50.0	50.0	1		03/07/22 17:50		N2
Aliphatic (C05-C08)	ND	ug/L	50.0	50.0	1		03/07/22 17:50		N2
Aliphatic(C09-C12) Adjusted	ND	ug/L	50.0	50.0	1		03/07/22 17:50		N2
Aromatic (C09-C10)	ND	ug/L	50.0	50.0	1		03/07/22 17:50		N2
Surrogates									
4-Bromofluorobenzene (FID) (S)	100	%	70-130		1		03/07/22 17:50	460-00-4	
4-Bromofluorobenzene (PID) (S)	86	%	70-130		1		03/07/22 17:50	460-00-4	
6020 MET ICPMS	Analytical Method: EPA 6020B Preparation Method: EPA 3010A								
	Pace Analytical Services - Asheville								
Lead	ND	ug/L	5.0	0.077	1	03/05/22 11:43	03/07/22 18:44	7439-92-1	
6200B MSV	Analytical Method: SM 6200B								
	Pace Analytical Services - Charlotte								
Benzene	ND	ug/L	0.50	0.34	1		03/05/22 06:02	71-43-2	
Bromobenzene	ND	ug/L	0.50	0.29	1		03/05/22 06:02	108-86-1	
Bromochloromethane	ND	ug/L	0.50	0.47	1		03/05/22 06:02	74-97-5	
Bromodichloromethane	ND	ug/L	0.50	0.31	1		03/05/22 06:02	75-27-4	
Bromoform	ND	ug/L	0.50	0.34	1		03/05/22 06:02	75-25-2	
Bromomethane	ND	ug/L	5.0	1.7	1		03/05/22 06:02	74-83-9	
n-Butylbenzene	ND	ug/L	0.50	0.49	1		03/05/22 06:02	104-51-8	
sec-Butylbenzene	ND	ug/L	0.50	0.40	1		03/05/22 06:02	135-98-8	
tert-Butylbenzene	ND	ug/L	0.50	0.32	1		03/05/22 06:02	98-06-6	
Carbon tetrachloride	ND	ug/L	0.50	0.33	1		03/05/22 06:02	56-23-5	
Chlorobenzene	ND	ug/L	0.50	0.28	1		03/05/22 06:02	108-90-7	
Chloroethane	ND	ug/L	1.0	0.65	1		03/05/22 06:02	75-00-3	
Chloroform	**0.37J**	ug/L	0.50	0.35	1		03/05/22 06:02	67-66-3	
Chloromethane	ND	ug/L	1.0	0.54	1		03/05/22 06:02	74-87-3	
2-Chlorotoluene	ND	ug/L	0.50	0.32	1		03/05/22 06:02	95-49-8	
4-Chlorotoluene	ND	ug/L	0.50	0.32	1		03/05/22 06:02	106-43-4	
1,2-Dibromo-3-chloropropane	ND	ug/L	1.0	0.34	1		03/05/22 06:02	96-12-8	
Dibromochloromethane	ND	ug/L	0.50	0.36	1		03/05/22 06:02	124-48-1	
1,2-Dibromoethane (EDB)	ND	ug/L	0.50	0.27	1		03/05/22 06:02	106-93-4	
Dibromomethane	ND	ug/L	0.50	0.39	1		03/05/22 06:02	74-95-3	
1,2-Dichlorobenzene	ND	ug/L	0.50	0.34	1		03/05/22 06:02	95-50-1	
1,3-Dichlorobenzene	ND	ug/L	0.50	0.34	1		03/05/22 06:02	541-73-1	
1,4-Dichlorobenzene	ND	ug/L	0.50	0.33	1		03/05/22 06:02	106-46-7	
Dichlorodifluoromethane	ND	ug/L	0.50	0.35	1		03/05/22 06:02	75-71-8	
1,1-Dichloroethane	ND	ug/L	0.50	0.37	1		03/05/22 06:02	75-34-3	
1,2-Dichloroethane	ND	ug/L	0.50	0.32	1		03/05/22 06:02	107-06-2	
1,1-Dichloroethene	ND	ug/L	0.50	0.35	1		03/05/22 06:02	75-35-4	
cis-1,2-Dichloroethene	ND	ug/L	0.50	0.38	1		03/05/22 06:02	156-59-2	
trans-1,2-Dichloroethene	ND	ug/L	0.50	0.40	1		03/05/22 06:02	156-60-5	
1,2-Dichloropropane	ND	ug/L	0.50	0.36	1		03/05/22 06:02	78-87-5	
1,3-Dichloropropane	ND	ug/L	0.50	0.28	1		03/05/22 06:02	142-28-9	

This report shall not be reproduced, except in full,
without the written consent of Pace Analytical Services, LLC.

Pace Analytical Services, LLC
9800 Kincey Ave. Suite 100
Huntersville, NC 28078
(704)875-9092

ANALYTICAL RESULTS

Project: CPC Huntersville-60674226
Pace Project No.: 92591327

Sample: MW-92 **Lab ID: 92591327008** Collected: 03/03/22 11:20 Received: 03/03/22 15:30 Matrix: Water

Parameters	Results	Units	Report Limit	MDL	DF	Prepared	Analyzed	CAS No.	Qual
6200B MSV	Analytical Method: SM 6200B								
	Pace Analytical Services - Charlotte								
2,2-Dichloropropane	ND	ug/L	0.50	0.39	1		03/05/22 06:02	594-20-7	
1,1-Dichloropropene	ND	ug/L	0.50	0.43	1		03/05/22 06:02	563-58-6	
cis-1,3-Dichloropropene	ND	ug/L	0.50	0.36	1		03/05/22 06:02	10061-01-5	
trans-1,3-Dichloropropene	ND	ug/L	0.50	0.36	1		03/05/22 06:02	10061-02-6	
Diisopropyl ether	ND	ug/L	0.50	0.31	1		03/05/22 06:02	108-20-3	
Ethylbenzene	ND	ug/L	0.50	0.30	1		03/05/22 06:02	100-41-4	
Hexachloro-1,3-butadiene	ND	ug/L	2.0	1.5	1		03/05/22 06:02	87-68-3	
Isopropylbenzene (Cumene)	ND	ug/L	0.50	0.33	1		03/05/22 06:02	98-82-8	
Methylene Chloride	ND	ug/L	2.0	2.0	1		03/05/22 06:02	75-09-2	
Methyl-tert-butyl ether	ND	ug/L	0.50	0.42	1		03/05/22 06:02	1634-04-4	
Naphthalene	ND	ug/L	2.0	0.64	1		03/05/22 06:02	91-20-3	
n-Propylbenzene	ND	ug/L	0.50	0.34	1		03/05/22 06:02	103-65-1	
Styrene	ND	ug/L	0.50	0.29	1		03/05/22 06:02	100-42-5	
1,1,1,2-Tetrachloroethane	ND	ug/L	0.50	0.31	1		03/05/22 06:02	630-20-6	
1,1,2,2-Tetrachloroethane	ND	ug/L	0.50	0.22	1		03/05/22 06:02	79-34-5	
Tetrachloroethene	ND	ug/L	0.50	0.29	1		03/05/22 06:02	127-18-4	
Toluene	ND	ug/L	0.50	0.48	1		03/05/22 06:02	108-88-3	
1,2,3-Trichlorobenzene	ND	ug/L	2.0	0.81	1		03/05/22 06:02	87-61-6	
1,2,4-Trichlorobenzene	ND	ug/L	2.0	0.64	1		03/05/22 06:02	120-82-1	
1,1,1-Trichloroethane	ND	ug/L	0.50	0.33	1		03/05/22 06:02	71-55-6	
1,1,2-Trichloroethane	ND	ug/L	0.50	0.32	1		03/05/22 06:02	79-00-5	
Trichloroethene	ND	ug/L	0.50	0.38	1		03/05/22 06:02	79-01-6	
Trichlorofluoromethane	ND	ug/L	1.0	0.30	1		03/05/22 06:02	75-69-4	
1,2,3-Trichloropropane	ND	ug/L	0.50	0.26	1		03/05/22 06:02	96-18-4	
1,2,4-Trimethylbenzene	ND	ug/L	0.50	0.50	1		03/05/22 06:02	95-63-6	
1,3,5-Trimethylbenzene	ND	ug/L	0.50	0.33	1		03/05/22 06:02	108-67-8	
Vinyl chloride	ND	ug/L	1.0	0.39	1		03/05/22 06:02	75-01-4	
m&p-Xylene	ND	ug/L	1.0	0.71	1		03/05/22 06:02	179601-23-1	
o-Xylene	ND	ug/L	0.50	0.34	1		03/05/22 06:02	95-47-6	
Surrogates									
1,2-Dichloroethane-d4 (S)	91	%	70-130		1		03/05/22 06:02	17060-07-0	
4-Bromofluorobenzene (S)	98	%	70-130		1		03/05/22 06:02	460-00-4	
Toluene-d8 (S)	80	%	70-130		1		03/05/22 06:02	2037-26-5	

This report shall not be reproduced, except in full,
without the written consent of Pace Analytical Services, LLC.

Pace Analytical Services, LLC
9800 Kincey Ave. Suite 100
Huntersville, NC 28078
(704)875-9092

ANALYTICAL RESULTS

Project: CPC Huntersville-60674226
Pace Project No.: 92591327

Sample: MW-04D **Lab ID: 92591327009** Collected: 03/03/22 11:20 Received: 03/03/22 15:30 Matrix: Water

Parameters	Results	Units	Report Limit	MDL	DF	Prepared	Analyzed	CAS No.	Qual
VPH NC Water	Analytical Method: MADEP VPH								
	Pace Analytical Services - Charlotte								
Total VPH (C5-C12)	ND	ug/L	50.0	50.0	1		03/07/22 18:19		N2
Aliphatic (C05-C08)	ND	ug/L	50.0	50.0	1		03/07/22 18:19		N2
Aliphatic(C09-C12) Adjusted	ND	ug/L	50.0	50.0	1		03/07/22 18:19		N2
Aromatic (C09-C10)	ND	ug/L	50.0	50.0	1		03/07/22 18:19		N2
Surrogates									
4-Bromofluorobenzene (FID) (S)	99	%	70-130		1		03/07/22 18:19	460-00-4	
4-Bromofluorobenzene (PID) (S)	85	%	70-130		1		03/07/22 18:19	460-00-4	
6020 MET ICPMS	Analytical Method: EPA 6020B Preparation Method: EPA 3010A								
	Pace Analytical Services - Asheville								
Lead	ND	ug/L	5.0	0.077	1	03/05/22 11:43	03/07/22 18:48	7439-92-1	
6200B MSV	Analytical Method: SM 6200B								
	Pace Analytical Services - Charlotte								
Benzene	ND	ug/L	0.50	0.34	1		03/05/22 02:28	71-43-2	
Bromobenzene	ND	ug/L	0.50	0.29	1		03/05/22 02:28	108-86-1	
Bromochloromethane	ND	ug/L	0.50	0.47	1		03/05/22 02:28	74-97-5	
Bromodichloromethane	ND	ug/L	0.50	0.31	1		03/05/22 02:28	75-27-4	
Bromoform	ND	ug/L	0.50	0.34	1		03/05/22 02:28	75-25-2	
Bromomethane	ND	ug/L	5.0	1.7	1		03/05/22 02:28	74-83-9	
n-Butylbenzene	ND	ug/L	0.50	0.49	1		03/05/22 02:28	104-51-8	
sec-Butylbenzene	ND	ug/L	0.50	0.40	1		03/05/22 02:28	135-98-8	
tert-Butylbenzene	ND	ug/L	0.50	0.32	1		03/05/22 02:28	98-06-6	
Carbon tetrachloride	ND	ug/L	0.50	0.33	1		03/05/22 02:28	56-23-5	R1
Chlorobenzene	ND	ug/L	0.50	0.28	1		03/05/22 02:28	108-90-7	
Chloroethane	ND	ug/L	1.0	0.65	1		03/05/22 02:28	75-00-3	
Chloroform	ND	ug/L	0.50	0.35	1		03/05/22 02:28	67-66-3	
Chloromethane	ND	ug/L	1.0	0.54	1		03/05/22 02:28	74-87-3	
2-Chlorotoluene	ND	ug/L	0.50	0.32	1		03/05/22 02:28	95-49-8	
4-Chlorotoluene	ND	ug/L	0.50	0.32	1		03/05/22 02:28	106-43-4	
1,2-Dibromo-3-chloropropane	ND	ug/L	1.0	0.34	1		03/05/22 02:28	96-12-8	
Dibromochloromethane	ND	ug/L	0.50	0.36	1		03/05/22 02:28	124-48-1	
1,2-Dibromoethane (EDB)	ND	ug/L	0.50	0.27	1		03/05/22 02:28	106-93-4	
Dibromomethane	ND	ug/L	0.50	0.39	1		03/05/22 02:28	74-95-3	
1,2-Dichlorobenzene	ND	ug/L	0.50	0.34	1		03/05/22 02:28	95-50-1	
1,3-Dichlorobenzene	ND	ug/L	0.50	0.34	1		03/05/22 02:28	541-73-1	
1,4-Dichlorobenzene	ND	ug/L	0.50	0.33	1		03/05/22 02:28	106-46-7	
Dichlorodifluoromethane	ND	ug/L	0.50	0.35	1		03/05/22 02:28	75-71-8	
1,1-Dichloroethane	ND	ug/L	0.50	0.37	1		03/05/22 02:28	75-34-3	
1,2-Dichloroethane	ND	ug/L	0.50	0.32	1		03/05/22 02:28	107-06-2	
1,1-Dichloroethene	ND	ug/L	0.50	0.35	1		03/05/22 02:28	75-35-4	
cis-1,2-Dichloroethene	ND	ug/L	0.50	0.38	1		03/05/22 02:28	156-59-2	
trans-1,2-Dichloroethene	ND	ug/L	0.50	0.40	1		03/05/22 02:28	156-60-5	
1,2-Dichloropropane	ND	ug/L	0.50	0.36	1		03/05/22 02:28	78-87-5	
1,3-Dichloropropane	ND	ug/L	0.50	0.28	1		03/05/22 02:28	142-28-9	

This report shall not be reproduced, except in full,
without the written consent of Pace Analytical Services, LLC.

Pace Analytical Services, LLC
9800 Kincey Ave. Suite 100
Huntersville, NC 28078
(704)875-9092

ANALYTICAL RESULTS

Project: CPC Huntersville-60674226
Pace Project No.: 92591327

Sample: MW-04D **Lab ID: 92591327009** Collected: 03/03/22 11:20 Received: 03/03/22 15:30 Matrix: Water

Parameters	Results	Units	Report Limit	MDL	DF	Prepared	Analyzed	CAS No.	Qual
6200B MSV	Analytical Method: SM 6200B								
	Pace Analytical Services - Charlotte								
2,2-Dichloropropane	ND	ug/L	0.50	0.39	1		03/05/22 02:28	594-20-7	
1,1-Dichloropropene	ND	ug/L	0.50	0.43	1		03/05/22 02:28	563-58-6	
cis-1,3-Dichloropropene	ND	ug/L	0.50	0.36	1		03/05/22 02:28	10061-01-5	
trans-1,3-Dichloropropene	ND	ug/L	0.50	0.36	1		03/05/22 02:28	10061-02-6	
Diisopropyl ether	ND	ug/L	0.50	0.31	1		03/05/22 02:28	108-20-3	
Ethylbenzene	ND	ug/L	0.50	0.30	1		03/05/22 02:28	100-41-4	
Hexachloro-1,3-butadiene	ND	ug/L	2.0	1.5	1		03/05/22 02:28	87-68-3	
Isopropylbenzene (Cumene)	ND	ug/L	0.50	0.33	1		03/05/22 02:28	98-82-8	
Methylene Chloride	ND	ug/L	2.0	2.0	1		03/05/22 02:28	75-09-2	
Methyl-tert-butyl ether	ND	ug/L	0.50	0.42	1		03/05/22 02:28	1634-04-4	
Naphthalene	ND	ug/L	2.0	0.64	1		03/05/22 02:28	91-20-3	
n-Propylbenzene	ND	ug/L	0.50	0.34	1		03/05/22 02:28	103-65-1	
Styrene	ND	ug/L	0.50	0.29	1		03/05/22 02:28	100-42-5	
1,1,1,2-Tetrachloroethane	ND	ug/L	0.50	0.31	1		03/05/22 02:28	630-20-6	
1,1,2,2-Tetrachloroethane	ND	ug/L	0.50	0.22	1		03/05/22 02:28	79-34-5	
Tetrachloroethene	ND	ug/L	0.50	0.29	1		03/05/22 02:28	127-18-4	
Toluene	ND	ug/L	0.50	0.48	1		03/05/22 02:28	108-88-3	
1,2,3-Trichlorobenzene	ND	ug/L	2.0	0.81	1		03/05/22 02:28	87-61-6	
1,2,4-Trichlorobenzene	ND	ug/L	2.0	0.64	1		03/05/22 02:28	120-82-1	
1,1,1-Trichloroethane	ND	ug/L	0.50	0.33	1		03/05/22 02:28	71-55-6	
1,1,2-Trichloroethane	ND	ug/L	0.50	0.32	1		03/05/22 02:28	79-00-5	
Trichloroethene	ND	ug/L	0.50	0.38	1		03/05/22 02:28	79-01-6	
Trichlorofluoromethane	ND	ug/L	1.0	0.30	1		03/05/22 02:28	75-69-4	
1,2,3-Trichloropropane	ND	ug/L	0.50	0.26	1		03/05/22 02:28	96-18-4	
1,2,4-Trimethylbenzene	ND	ug/L	0.50	0.50	1		03/05/22 02:28	95-63-6	
1,3,5-Trimethylbenzene	ND	ug/L	0.50	0.33	1		03/05/22 02:28	108-67-8	
Vinyl chloride	ND	ug/L	1.0	0.39	1		03/05/22 02:28	75-01-4	
m&p-Xylene	ND	ug/L	1.0	0.71	1		03/05/22 02:28	179601-23-1	
o-Xylene	ND	ug/L	0.50	0.34	1		03/05/22 02:28	95-47-6	
Surrogates									
1,2-Dichloroethane-d4 (S)	90	%	70-130		1		03/05/22 02:28	17060-07-0	
4-Bromofluorobenzene (S)	97	%	70-130		1		03/05/22 02:28	460-00-4	
Toluene-d8 (S)	112	%	70-130		1		03/05/22 02:28	2037-26-5	

This report shall not be reproduced, except in full,
without the written consent of Pace Analytical Services, LLC.

Pace Analytical Services, LLC
9800 Kincey Ave. Suite 100
Huntersville, NC 28078
(704)875-9092

ANALYTICAL RESULTS

Project: CPC Huntersville-60674226
Pace Project No.: 92591327

Sample: MW-59 **Lab ID: 92591327010** Collected: 03/03/22 11:25 Received: 03/03/22 15:30 Matrix: Water

Parameters	Results	Units	Report Limit	MDL	DF	Prepared	Analyzed	CAS No.	Qual
VPH NC Water	Analytical Method: MADEP VPH								
	Pace Analytical Services - Charlotte								
Total VPH (C5-C12)	ND	ug/L	50.0	50.0	1		03/07/22 18:48		N2
Aliphatic (C05-C08)	ND	ug/L	50.0	50.0	1		03/07/22 18:48		N2
Aliphatic(C09-C12) Adjusted	ND	ug/L	50.0	50.0	1		03/07/22 18:48		N2
Aromatic (C09-C10)	ND	ug/L	50.0	50.0	1		03/07/22 18:48		N2
Surrogates									
4-Bromofluorobenzene (FID) (S)	99	%	70-130		1		03/07/22 18:48	460-00-4	
4-Bromofluorobenzene (PID) (S)	85	%	70-130		1		03/07/22 18:48	460-00-4	
6020 MET ICPMS	Analytical Method: EPA 6020B Preparation Method: EPA 3010A								
	Pace Analytical Services - Asheville								
Lead	ND	ug/L	5.0	0.077	1	03/05/22 11:43	03/07/22 18:52	7439-92-1	
6200B MSV	Analytical Method: SM 6200B								
	Pace Analytical Services - Charlotte								
Benzene	ND	ug/L	0.50	0.34	1		03/05/22 06:20	71-43-2	
Bromobenzene	ND	ug/L	0.50	0.29	1		03/05/22 06:20	108-86-1	
Bromochloromethane	ND	ug/L	0.50	0.47	1		03/05/22 06:20	74-97-5	
Bromodichloromethane	ND	ug/L	0.50	0.31	1		03/05/22 06:20	75-27-4	
Bromoform	ND	ug/L	0.50	0.34	1		03/05/22 06:20	75-25-2	
Bromomethane	ND	ug/L	5.0	1.7	1		03/05/22 06:20	74-83-9	
n-Butylbenzene	ND	ug/L	0.50	0.49	1		03/05/22 06:20	104-51-8	
sec-Butylbenzene	ND	ug/L	0.50	0.40	1		03/05/22 06:20	135-98-8	
tert-Butylbenzene	ND	ug/L	0.50	0.32	1		03/05/22 06:20	98-06-6	
Carbon tetrachloride	ND	ug/L	0.50	0.33	1		03/05/22 06:20	56-23-5	
Chlorobenzene	ND	ug/L	0.50	0.28	1		03/05/22 06:20	108-90-7	
Chloroethane	ND	ug/L	1.0	0.65	1		03/05/22 06:20	75-00-3	
Chloroform	ND	ug/L	0.50	0.35	1		03/05/22 06:20	67-66-3	
Chloromethane	ND	ug/L	1.0	0.54	1		03/05/22 06:20	74-87-3	
2-Chlorotoluene	ND	ug/L	0.50	0.32	1		03/05/22 06:20	95-49-8	
4-Chlorotoluene	ND	ug/L	0.50	0.32	1		03/05/22 06:20	106-43-4	
1,2-Dibromo-3-chloropropane	ND	ug/L	1.0	0.34	1		03/05/22 06:20	96-12-8	
Dibromochloromethane	ND	ug/L	0.50	0.36	1		03/05/22 06:20	124-48-1	
1,2-Dibromoethane (EDB)	ND	ug/L	0.50	0.27	1		03/05/22 06:20	106-93-4	
Dibromomethane	ND	ug/L	0.50	0.39	1		03/05/22 06:20	74-95-3	
1,2-Dichlorobenzene	ND	ug/L	0.50	0.34	1		03/05/22 06:20	95-50-1	
1,3-Dichlorobenzene	ND	ug/L	0.50	0.34	1		03/05/22 06:20	541-73-1	
1,4-Dichlorobenzene	ND	ug/L	0.50	0.33	1		03/05/22 06:20	106-46-7	
Dichlorodifluoromethane	ND	ug/L	0.50	0.35	1		03/05/22 06:20	75-71-8	
1,1-Dichloroethane	ND	ug/L	0.50	0.37	1		03/05/22 06:20	75-34-3	
1,2-Dichloroethane	ND	ug/L	0.50	0.32	1		03/05/22 06:20	107-06-2	
1,1-Dichloroethene	ND	ug/L	0.50	0.35	1		03/05/22 06:20	75-35-4	
cis-1,2-Dichloroethene	ND	ug/L	0.50	0.38	1		03/05/22 06:20	156-59-2	
trans-1,2-Dichloroethene	ND	ug/L	0.50	0.40	1		03/05/22 06:20	156-60-5	
1,2-Dichloropropane	ND	ug/L	0.50	0.36	1		03/05/22 06:20	78-87-5	
1,3-Dichloropropane	ND	ug/L	0.50	0.28	1		03/05/22 06:20	142-28-9	

This report shall not be reproduced, except in full,
without the written consent of Pace Analytical Services, LLC.

Pace Analytical Services, LLC
9800 Kincey Ave. Suite 100
Huntersville, NC 28078
(704)875-9092

ANALYTICAL RESULTS

Project: CPC Huntersville-60674226
Pace Project No.: 92591327

Sample: MW-59 **Lab ID: 92591327010** Collected: 03/03/22 11:25 Received: 03/03/22 15:30 Matrix: Water

Parameters	Results	Units	Report Limit	MDL	DF	Prepared	Analyzed	CAS No.	Qual
6200B MSV	Analytical Method: SM 6200B								
	Pace Analytical Services - Charlotte								
2,2-Dichloropropane	ND	ug/L	0.50	0.39	1		03/05/22 06:20	594-20-7	
1,1-Dichloropropene	ND	ug/L	0.50	0.43	1		03/05/22 06:20	563-58-6	
cis-1,3-Dichloropropene	ND	ug/L	0.50	0.36	1		03/05/22 06:20	10061-01-5	
trans-1,3-Dichloropropene	ND	ug/L	0.50	0.36	1		03/05/22 06:20	10061-02-6	
Diisopropyl ether	ND	ug/L	0.50	0.31	1		03/05/22 06:20	108-20-3	
Ethylbenzene	ND	ug/L	0.50	0.30	1		03/05/22 06:20	100-41-4	
Hexachloro-1,3-butadiene	ND	ug/L	2.0	1.5	1		03/05/22 06:20	87-68-3	
Isopropylbenzene (Cumene)	ND	ug/L	0.50	0.33	1		03/05/22 06:20	98-82-8	
Methylene Chloride	ND	ug/L	2.0	2.0	1		03/05/22 06:20	75-09-2	
Methyl-tert-butyl ether	ND	ug/L	0.50	0.42	1		03/05/22 06:20	1634-04-4	
Naphthalene	ND	ug/L	2.0	0.64	1		03/05/22 06:20	91-20-3	
n-Propylbenzene	ND	ug/L	0.50	0.34	1		03/05/22 06:20	103-65-1	
Styrene	ND	ug/L	0.50	0.29	1		03/05/22 06:20	100-42-5	
1,1,1,2-Tetrachloroethane	ND	ug/L	0.50	0.31	1		03/05/22 06:20	630-20-6	
1,1,2,2-Tetrachloroethane	ND	ug/L	0.50	0.22	1		03/05/22 06:20	79-34-5	
Tetrachloroethene	ND	ug/L	0.50	0.29	1		03/05/22 06:20	127-18-4	
Toluene	ND	ug/L	0.50	0.48	1		03/05/22 06:20	108-88-3	
1,2,3-Trichlorobenzene	ND	ug/L	2.0	0.81	1		03/05/22 06:20	87-61-6	
1,2,4-Trichlorobenzene	ND	ug/L	2.0	0.64	1		03/05/22 06:20	120-82-1	
1,1,1-Trichloroethane	ND	ug/L	0.50	0.33	1		03/05/22 06:20	71-55-6	
1,1,2-Trichloroethane	ND	ug/L	0.50	0.32	1		03/05/22 06:20	79-00-5	
Trichloroethene	ND	ug/L	0.50	0.38	1		03/05/22 06:20	79-01-6	
Trichlorofluoromethane	ND	ug/L	1.0	0.30	1		03/05/22 06:20	75-69-4	
1,2,3-Trichloropropane	ND	ug/L	0.50	0.26	1		03/05/22 06:20	96-18-4	
1,2,4-Trimethylbenzene	ND	ug/L	0.50	0.50	1		03/05/22 06:20	95-63-6	
1,3,5-Trimethylbenzene	ND	ug/L	0.50	0.33	1		03/05/22 06:20	108-67-8	
Vinyl chloride	ND	ug/L	1.0	0.39	1		03/05/22 06:20	75-01-4	
m&p-Xylene	ND	ug/L	1.0	0.71	1		03/05/22 06:20	179601-23-1	
o-Xylene	ND	ug/L	0.50	0.34	1		03/05/22 06:20	95-47-6	
Surrogates									
1,2-Dichloroethane-d4 (S)	89	%	70-130		1		03/05/22 06:20	17060-07-0	
4-Bromofluorobenzene (S)	99	%	70-130		1		03/05/22 06:20	460-00-4	
Toluene-d8 (S)	97	%	70-130		1		03/05/22 06:20	2037-26-5	

This report shall not be reproduced, except in full,
without the written consent of Pace Analytical Services, LLC.

Pace Analytical Services, LLC
9800 Kincey Ave. Suite 100
Huntersville, NC 28078
(704)875-9092

ANALYTICAL RESULTS

Project: CPC Huntersville-60674226
Pace Project No.: 92591327

Sample: MW-04 **Lab ID: 92591327011** Collected: 03/03/22 11:50 Received: 03/03/22 15:30 Matrix: Water

Parameters	Results	Units	Report Limit	MDL	DF	Prepared	Analyzed	CAS No.	Qual
VPH NC Water	Analytical Method: MADEP VPH								
	Pace Analytical Services - Charlotte								
Total VPH (C5-C12)	ND	ug/L	50.0	50.0	1		03/07/22 19:16		N2
Aliphatic (C05-C08)	ND	ug/L	50.0	50.0	1		03/07/22 19:16		N2
Aliphatic(C09-C12) Adjusted	ND	ug/L	50.0	50.0	1		03/07/22 19:16		N2
Aromatic (C09-C10)	ND	ug/L	50.0	50.0	1		03/07/22 19:16		N2
Surrogates									
4-Bromofluorobenzene (FID) (S)	100	%	70-130		1		03/07/22 19:16	460-00-4	
4-Bromofluorobenzene (PID) (S)	85	%	70-130		1		03/07/22 19:16	460-00-4	
6020 MET ICPMS	Analytical Method: EPA 6020B Preparation Method: EPA 3010A								
	Pace Analytical Services - Asheville								
Lead	**0.47J**	ug/L	5.0	0.077	1	03/05/22 11:43	03/07/22 18:56	7439-92-1	
6200B MSV	Analytical Method: SM 6200B								
	Pace Analytical Services - Charlotte								
Benzene	ND	ug/L	0.50	0.34	1		03/05/22 02:45	71-43-2	
Bromobenzene	ND	ug/L	0.50	0.29	1		03/05/22 02:45	108-86-1	
Bromochloromethane	ND	ug/L	0.50	0.47	1		03/05/22 02:45	74-97-5	
Bromodichloromethane	ND	ug/L	0.50	0.31	1		03/05/22 02:45	75-27-4	
Bromoform	ND	ug/L	0.50	0.34	1		03/05/22 02:45	75-25-2	
Bromomethane	ND	ug/L	5.0	1.7	1		03/05/22 02:45	74-83-9	
n-Butylbenzene	ND	ug/L	0.50	0.49	1		03/05/22 02:45	104-51-8	
sec-Butylbenzene	ND	ug/L	0.50	0.40	1		03/05/22 02:45	135-98-8	
tert-Butylbenzene	ND	ug/L	0.50	0.32	1		03/05/22 02:45	98-06-6	
Carbon tetrachloride	ND	ug/L	0.50	0.33	1		03/05/22 02:45	56-23-5	
Chlorobenzene	ND	ug/L	0.50	0.28	1		03/05/22 02:45	108-90-7	
Chloroethane	ND	ug/L	1.0	0.65	1		03/05/22 02:45	75-00-3	
Chloroform	ND	ug/L	0.50	0.35	1		03/05/22 02:45	67-66-3	
Chloromethane	ND	ug/L	1.0	0.54	1		03/05/22 02:45	74-87-3	
2-Chlorotoluene	ND	ug/L	0.50	0.32	1		03/05/22 02:45	95-49-8	
4-Chlorotoluene	ND	ug/L	0.50	0.32	1		03/05/22 02:45	106-43-4	
1,2-Dibromo-3-chloropropane	ND	ug/L	1.0	0.34	1		03/05/22 02:45	96-12-8	
Dibromochloromethane	ND	ug/L	0.50	0.36	1		03/05/22 02:45	124-48-1	
1,2-Dibromoethane (EDB)	ND	ug/L	0.50	0.27	1		03/05/22 02:45	106-93-4	
Dibromomethane	ND	ug/L	0.50	0.39	1		03/05/22 02:45	74-95-3	
1,2-Dichlorobenzene	ND	ug/L	0.50	0.34	1		03/05/22 02:45	95-50-1	
1,3-Dichlorobenzene	ND	ug/L	0.50	0.34	1		03/05/22 02:45	541-73-1	
1,4-Dichlorobenzene	ND	ug/L	0.50	0.33	1		03/05/22 02:45	106-46-7	
Dichlorodifluoromethane	ND	ug/L	0.50	0.35	1		03/05/22 02:45	75-71-8	
1,1-Dichloroethane	ND	ug/L	0.50	0.37	1		03/05/22 02:45	75-34-3	
1,2-Dichloroethane	ND	ug/L	0.50	0.32	1		03/05/22 02:45	107-06-2	
1,1-Dichloroethene	ND	ug/L	0.50	0.35	1		03/05/22 02:45	75-35-4	
cis-1,2-Dichloroethene	ND	ug/L	0.50	0.38	1		03/05/22 02:45	156-59-2	
trans-1,2-Dichloroethene	ND	ug/L	0.50	0.40	1		03/05/22 02:45	156-60-5	
1,2-Dichloropropane	ND	ug/L	0.50	0.36	1		03/05/22 02:45	78-87-5	
1,3-Dichloropropane	ND	ug/L	0.50	0.28	1		03/05/22 02:45	142-28-9	

This report shall not be reproduced, except in full,
without the written consent of Pace Analytical Services, LLC.

Pace Analytical Services, LLC
9800 Kincey Ave. Suite 100
Huntersville, NC 28078
(704)875-9092

ANALYTICAL RESULTS

Project: CPC Huntersville-60674226
Pace Project No.: 92591327

Sample: MW-04 **Lab ID: 92591327011** Collected: 03/03/22 11:50 Received: 03/03/22 15:30 Matrix: Water

Parameters	Results	Units	Report Limit	MDL	DF	Prepared	Analyzed	CAS No.	Qual
6200B MSV	Analytical Method: SM 6200B								
	Pace Analytical Services - Charlotte								
2,2-Dichloropropane	ND	ug/L	0.50	0.39	1		03/05/22 02:45	594-20-7	
1,1-Dichloropropene	ND	ug/L	0.50	0.43	1		03/05/22 02:45	563-58-6	
cis-1,3-Dichloropropene	ND	ug/L	0.50	0.36	1		03/05/22 02:45	10061-01-5	
trans-1,3-Dichloropropene	ND	ug/L	0.50	0.36	1		03/05/22 02:45	10061-02-6	
Diisopropyl ether	ND	ug/L	0.50	0.31	1		03/05/22 02:45	108-20-3	
Ethylbenzene	ND	ug/L	0.50	0.30	1		03/05/22 02:45	100-41-4	
Hexachloro-1,3-butadiene	ND	ug/L	2.0	1.5	1		03/05/22 02:45	87-68-3	
Isopropylbenzene (Cumene)	ND	ug/L	0.50	0.33	1		03/05/22 02:45	98-82-8	
Methylene Chloride	ND	ug/L	2.0	2.0	1		03/05/22 02:45	75-09-2	
Methyl-tert-butyl ether	ND	ug/L	0.50	0.42	1		03/05/22 02:45	1634-04-4	
Naphthalene	ND	ug/L	2.0	0.64	1		03/05/22 02:45	91-20-3	
n-Propylbenzene	ND	ug/L	0.50	0.34	1		03/05/22 02:45	103-65-1	
Styrene	ND	ug/L	0.50	0.29	1		03/05/22 02:45	100-42-5	
1,1,1,2-Tetrachloroethane	ND	ug/L	0.50	0.31	1		03/05/22 02:45	630-20-6	
1,1,2,2-Tetrachloroethane	ND	ug/L	0.50	0.22	1		03/05/22 02:45	79-34-5	
Tetrachloroethene	ND	ug/L	0.50	0.29	1		03/05/22 02:45	127-18-4	
Toluene	ND	ug/L	0.50	0.48	1		03/05/22 02:45	108-88-3	
1,2,3-Trichlorobenzene	ND	ug/L	2.0	0.81	1		03/05/22 02:45	87-61-6	
1,2,4-Trichlorobenzene	ND	ug/L	2.0	0.64	1		03/05/22 02:45	120-82-1	
1,1,1-Trichloroethane	ND	ug/L	0.50	0.33	1		03/05/22 02:45	71-55-6	
1,1,2-Trichloroethane	ND	ug/L	0.50	0.32	1		03/05/22 02:45	79-00-5	
Trichloroethene	ND	ug/L	0.50	0.38	1		03/05/22 02:45	79-01-6	
Trichlorofluoromethane	ND	ug/L	1.0	0.30	1		03/05/22 02:45	75-69-4	
1,2,3-Trichloropropane	ND	ug/L	0.50	0.26	1		03/05/22 02:45	96-18-4	
1,2,4-Trimethylbenzene	ND	ug/L	0.50	0.50	1		03/05/22 02:45	95-63-6	
1,3,5-Trimethylbenzene	ND	ug/L	0.50	0.33	1		03/05/22 02:45	108-67-8	
Vinyl chloride	ND	ug/L	1.0	0.39	1		03/05/22 02:45	75-01-4	
m&p-Xylene	ND	ug/L	1.0	0.71	1		03/05/22 02:45	179601-23-1	
o-Xylene	ND	ug/L	0.50	0.34	1		03/05/22 02:45	95-47-6	
Surrogates									
1,2-Dichloroethane-d4 (S)	92	%	70-130		1		03/05/22 02:45	17060-07-0	
4-Bromofluorobenzene (S)	101	%	70-130		1		03/05/22 02:45	460-00-4	
Toluene-d8 (S)	102	%	70-130		1		03/05/22 02:45	2037-26-5	

This report shall not be reproduced, except in full,
without the written consent of Pace Analytical Services, LLC.

Pace Analytical Services, LLC
9800 Kincey Ave. Suite 100
Huntersville, NC 28078
(704)875-9092

ANALYTICAL RESULTS

Project: CPC Huntersville-60674226
Pace Project No.: 92591327

Sample: MW-06 **Lab ID: 92591327012** Collected: 03/03/22 12:10 Received: 03/03/22 15:30 Matrix: Water

Parameters	Results	Units	Report Limit	MDL	DF	Prepared	Analyzed	CAS No.	Qual
VPH NC Water	Analytical Method: MADEP VPH								
	Pace Analytical Services - Charlotte								
Total VPH (C5-C12)	ND	ug/L	50.0	50.0	1		03/07/22 19:45		N2
Aliphatic (C05-C08)	ND	ug/L	50.0	50.0	1		03/07/22 19:45		N2
Aliphatic(C09-C12) Adjusted	ND	ug/L	50.0	50.0	1		03/07/22 19:45		N2
Aromatic (C09-C10)	ND	ug/L	50.0	50.0	1		03/07/22 19:45		N2
Surrogates									
4-Bromofluorobenzene (FID) (S)	96	%	70-130		1		03/07/22 19:45	460-00-4	
4-Bromofluorobenzene (PID) (S)	82	%	70-130		1		03/07/22 19:45	460-00-4	
6020 MET ICPMS	Analytical Method: EPA 6020B Preparation Method: EPA 3010A								
	Pace Analytical Services - Asheville								
Lead	**1.3J**	ug/L	5.0	0.077	1	03/05/22 11:43	03/07/22 19:00	7439-92-1	
6200B MSV	Analytical Method: SM 6200B								
	Pace Analytical Services - Charlotte								
Benzene	ND	ug/L	0.50	0.34	1		03/05/22 06:38	71-43-2	
Bromobenzene	ND	ug/L	0.50	0.29	1		03/05/22 06:38	108-86-1	
Bromochloromethane	ND	ug/L	0.50	0.47	1		03/05/22 06:38	74-97-5	
Bromodichloromethane	ND	ug/L	0.50	0.31	1		03/05/22 06:38	75-27-4	
Bromoform	ND	ug/L	0.50	0.34	1		03/05/22 06:38	75-25-2	
Bromomethane	ND	ug/L	5.0	1.7	1		03/05/22 06:38	74-83-9	
n-Butylbenzene	ND	ug/L	0.50	0.49	1		03/05/22 06:38	104-51-8	
sec-Butylbenzene	ND	ug/L	0.50	0.40	1		03/05/22 06:38	135-98-8	
tert-Butylbenzene	ND	ug/L	0.50	0.32	1		03/05/22 06:38	98-06-6	
Carbon tetrachloride	ND	ug/L	0.50	0.33	1		03/05/22 06:38	56-23-5	
Chlorobenzene	ND	ug/L	0.50	0.28	1		03/05/22 06:38	108-90-7	
Chloroethane	ND	ug/L	1.0	0.65	1		03/05/22 06:38	75-00-3	
Chloroform	ND	ug/L	0.50	0.35	1		03/05/22 06:38	67-66-3	
Chloromethane	ND	ug/L	1.0	0.54	1		03/05/22 06:38	74-87-3	
2-Chlorotoluene	ND	ug/L	0.50	0.32	1		03/05/22 06:38	95-49-8	
4-Chlorotoluene	ND	ug/L	0.50	0.32	1		03/05/22 06:38	106-43-4	
1,2-Dibromo-3-chloropropane	ND	ug/L	1.0	0.34	1		03/05/22 06:38	96-12-8	
Dibromochloromethane	ND	ug/L	0.50	0.36	1		03/05/22 06:38	124-48-1	
1,2-Dibromoethane (EDB)	ND	ug/L	0.50	0.27	1		03/05/22 06:38	106-93-4	
Dibromomethane	ND	ug/L	0.50	0.39	1		03/05/22 06:38	74-95-3	
1,2-Dichlorobenzene	ND	ug/L	0.50	0.34	1		03/05/22 06:38	95-50-1	
1,3-Dichlorobenzene	ND	ug/L	0.50	0.34	1		03/05/22 06:38	541-73-1	
1,4-Dichlorobenzene	ND	ug/L	0.50	0.33	1		03/05/22 06:38	106-46-7	
Dichlorodifluoromethane	ND	ug/L	0.50	0.35	1		03/05/22 06:38	75-71-8	
1,1-Dichloroethane	ND	ug/L	0.50	0.37	1		03/05/22 06:38	75-34-3	
1,2-Dichloroethane	ND	ug/L	0.50	0.32	1		03/05/22 06:38	107-06-2	
1,1-Dichloroethene	ND	ug/L	0.50	0.35	1		03/05/22 06:38	75-35-4	
cis-1,2-Dichloroethene	ND	ug/L	0.50	0.38	1		03/05/22 06:38	156-59-2	
trans-1,2-Dichloroethene	ND	ug/L	0.50	0.40	1		03/05/22 06:38	156-60-5	
1,2-Dichloropropane	ND	ug/L	0.50	0.36	1		03/05/22 06:38	78-87-5	
1,3-Dichloropropane	ND	ug/L	0.50	0.28	1		03/05/22 06:38	142-28-9	

This report shall not be reproduced, except in full,
without the written consent of Pace Analytical Services, LLC.

Pace Analytical Services, LLC
9800 Kincey Ave. Suite 100
Huntersville, NC 28078
(704)875-9092

ANALYTICAL RESULTS

Project: CPC Huntersville-60674226
Pace Project No.: 92591327

Sample: MW-06 **Lab ID: 92591327012** Collected: 03/03/22 12:10 Received: 03/03/22 15:30 Matrix: Water

Parameters	Results	Units	Report Limit	MDL	DF	Prepared	Analyzed	CAS No.	Qual
6200B MSV	Analytical Method: SM 6200B								
	Pace Analytical Services - Charlotte								
2,2-Dichloropropane	ND	ug/L	0.50	0.39	1		03/05/22 06:38	594-20-7	
1,1-Dichloropropene	ND	ug/L	0.50	0.43	1		03/05/22 06:38	563-58-6	
cis-1,3-Dichloropropene	ND	ug/L	0.50	0.36	1		03/05/22 06:38	10061-01-5	
trans-1,3-Dichloropropene	ND	ug/L	0.50	0.36	1		03/05/22 06:38	10061-02-6	
Diisopropyl ether	ND	ug/L	0.50	0.31	1		03/05/22 06:38	108-20-3	
Ethylbenzene	ND	ug/L	0.50	0.30	1		03/05/22 06:38	100-41-4	
Hexachloro-1,3-butadiene	ND	ug/L	2.0	1.5	1		03/05/22 06:38	87-68-3	
Isopropylbenzene (Cumene)	ND	ug/L	0.50	0.33	1		03/05/22 06:38	98-82-8	
Methylene Chloride	ND	ug/L	2.0	2.0	1		03/05/22 06:38	75-09-2	
Methyl-tert-butyl ether	ND	ug/L	0.50	0.42	1		03/05/22 06:38	1634-04-4	
Naphthalene	ND	ug/L	2.0	0.64	1		03/05/22 06:38	91-20-3	
n-Propylbenzene	ND	ug/L	0.50	0.34	1		03/05/22 06:38	103-65-1	
Styrene	ND	ug/L	0.50	0.29	1		03/05/22 06:38	100-42-5	
1,1,1,2-Tetrachloroethane	ND	ug/L	0.50	0.31	1		03/05/22 06:38	630-20-6	
1,1,2,2-Tetrachloroethane	ND	ug/L	0.50	0.22	1		03/05/22 06:38	79-34-5	
Tetrachloroethene	ND	ug/L	0.50	0.29	1		03/05/22 06:38	127-18-4	
Toluene	ND	ug/L	0.50	0.48	1		03/05/22 06:38	108-88-3	
1,2,3-Trichlorobenzene	ND	ug/L	2.0	0.81	1		03/05/22 06:38	87-61-6	
1,2,4-Trichlorobenzene	ND	ug/L	2.0	0.64	1		03/05/22 06:38	120-82-1	
1,1,1-Trichloroethane	ND	ug/L	0.50	0.33	1		03/05/22 06:38	71-55-6	
1,1,2-Trichloroethane	ND	ug/L	0.50	0.32	1		03/05/22 06:38	79-00-5	
Trichloroethene	ND	ug/L	0.50	0.38	1		03/05/22 06:38	79-01-6	
Trichlorofluoromethane	ND	ug/L	1.0	0.30	1		03/05/22 06:38	75-69-4	
1,2,3-Trichloropropane	ND	ug/L	0.50	0.26	1		03/05/22 06:38	96-18-4	
1,2,4-Trimethylbenzene	ND	ug/L	0.50	0.50	1		03/05/22 06:38	95-63-6	
1,3,5-Trimethylbenzene	ND	ug/L	0.50	0.33	1		03/05/22 06:38	108-67-8	
Vinyl chloride	ND	ug/L	1.0	0.39	1		03/05/22 06:38	75-01-4	
m&p-Xylene	ND	ug/L	1.0	0.71	1		03/05/22 06:38	179601-23-1	
o-Xylene	ND	ug/L	0.50	0.34	1		03/05/22 06:38	95-47-6	
Surrogates									
1,2-Dichloroethane-d4 (S)	90	%	70-130		1		03/05/22 06:38	17060-07-0	
4-Bromofluorobenzene (S)	98	%	70-130		1		03/05/22 06:38	460-00-4	
Toluene-d8 (S)	136	%	70-130		1		03/05/22 06:38	2037-26-5	S3

This report shall not be reproduced, except in full,
without the written consent of Pace Analytical Services, LLC.

Pace Analytical Services, LLC
9800 Kincey Ave. Suite 100
Huntersville, NC 28078
(704)875-9092

ANALYTICAL RESULTS

Project: CPC Huntersville-60674226
Pace Project No.: 92591327

Sample: MW-93 **Lab ID: 92591327013** Collected: 03/03/22 11:55 Received: 03/03/22 15:30 Matrix: Water

Parameters	Results	Units	Report Limit	MDL	DF	Prepared	Analyzed	CAS No.	Qual
VPH NC Water	Analytical Method: MADEP VPH								
	Pace Analytical Services - Charlotte								
Total VPH (C5-C12)	ND	ug/L	50.0	50.0	1		03/07/22 20:14		N2
Aliphatic (C05-C08)	ND	ug/L	50.0	50.0	1		03/07/22 20:14		N2
Aliphatic(C09-C12) Adjusted	ND	ug/L	50.0	50.0	1		03/07/22 20:14		N2
Aromatic (C09-C10)	ND	ug/L	50.0	50.0	1		03/07/22 20:14		N2
Surrogates									
4-Bromofluorobenzene (FID) (S)	97	%	70-130		1		03/07/22 20:14	460-00-4	
4-Bromofluorobenzene (PID) (S)	83	%	70-130		1		03/07/22 20:14	460-00-4	
6020 MET ICPMS	Analytical Method: EPA 6020B Preparation Method: EPA 3010A								
	Pace Analytical Services - Asheville								
Lead	**0.92J**	ug/L	5.0	0.077	1	03/05/22 11:43	03/08/22 16:09	7439-92-1	
6200B MSV	Analytical Method: SM 6200B								
	Pace Analytical Services - Charlotte								
Benzene	ND	ug/L	0.50	0.34	1		03/05/22 03:03	71-43-2	
Bromobenzene	ND	ug/L	0.50	0.29	1		03/05/22 03:03	108-86-1	
Bromochloromethane	ND	ug/L	0.50	0.47	1		03/05/22 03:03	74-97-5	
Bromodichloromethane	ND	ug/L	0.50	0.31	1		03/05/22 03:03	75-27-4	
Bromoform	ND	ug/L	0.50	0.34	1		03/05/22 03:03	75-25-2	
Bromomethane	ND	ug/L	5.0	1.7	1		03/05/22 03:03	74-83-9	
n-Butylbenzene	ND	ug/L	0.50	0.49	1		03/05/22 03:03	104-51-8	
sec-Butylbenzene	ND	ug/L	0.50	0.40	1		03/05/22 03:03	135-98-8	
tert-Butylbenzene	ND	ug/L	0.50	0.32	1		03/05/22 03:03	98-06-6	
Carbon tetrachloride	ND	ug/L	0.50	0.33	1		03/05/22 03:03	56-23-5	
Chlorobenzene	ND	ug/L	0.50	0.28	1		03/05/22 03:03	108-90-7	
Chloroethane	ND	ug/L	1.0	0.65	1		03/05/22 03:03	75-00-3	
Chloroform	ND	ug/L	0.50	0.35	1		03/05/22 03:03	67-66-3	
Chloromethane	ND	ug/L	1.0	0.54	1		03/05/22 03:03	74-87-3	
2-Chlorotoluene	ND	ug/L	0.50	0.32	1		03/05/22 03:03	95-49-8	
4-Chlorotoluene	ND	ug/L	0.50	0.32	1		03/05/22 03:03	106-43-4	
1,2-Dibromo-3-chloropropane	ND	ug/L	1.0	0.34	1		03/05/22 03:03	96-12-8	
Dibromochloromethane	ND	ug/L	0.50	0.36	1		03/05/22 03:03	124-48-1	
1,2-Dibromoethane (EDB)	ND	ug/L	0.50	0.27	1		03/05/22 03:03	106-93-4	
Dibromomethane	ND	ug/L	0.50	0.39	1		03/05/22 03:03	74-95-3	
1,2-Dichlorobenzene	ND	ug/L	0.50	0.34	1		03/05/22 03:03	95-50-1	
1,3-Dichlorobenzene	ND	ug/L	0.50	0.34	1		03/05/22 03:03	541-73-1	
1,4-Dichlorobenzene	ND	ug/L	0.50	0.33	1		03/05/22 03:03	106-46-7	
Dichlorodifluoromethane	ND	ug/L	0.50	0.35	1		03/05/22 03:03	75-71-8	
1,1-Dichloroethane	ND	ug/L	0.50	0.37	1		03/05/22 03:03	75-34-3	
1,2-Dichloroethane	ND	ug/L	0.50	0.32	1		03/05/22 03:03	107-06-2	
1,1-Dichloroethene	ND	ug/L	0.50	0.35	1		03/05/22 03:03	75-35-4	
cis-1,2-Dichloroethene	ND	ug/L	0.50	0.38	1		03/05/22 03:03	156-59-2	
trans-1,2-Dichloroethene	ND	ug/L	0.50	0.40	1		03/05/22 03:03	156-60-5	
1,2-Dichloropropane	ND	ug/L	0.50	0.36	1		03/05/22 03:03	78-87-5	
1,3-Dichloropropane	ND	ug/L	0.50	0.28	1		03/05/22 03:03	142-28-9	

This report shall not be reproduced, except in full,
without the written consent of Pace Analytical Services, LLC.

Pace Analytical Services, LLC
9800 Kincey Ave. Suite 100
Huntersville, NC 28078
(704)875-9092

ANALYTICAL RESULTS

Project: CPC Huntersville-60674226
Pace Project No.: 92591327

Sample: MW-93 **Lab ID: 92591327013** Collected: 03/03/22 11:55 Received: 03/03/22 15:30 Matrix: Water

Parameters	Results	Units	Report Limit	MDL	DF	Prepared	Analyzed	CAS No.	Qual
6200B MSV	Analytical Method: SM 6200B								
	Pace Analytical Services - Charlotte								
2,2-Dichloropropane	ND	ug/L	0.50	0.39	1		03/05/22 03:03	594-20-7	
1,1-Dichloropropene	ND	ug/L	0.50	0.43	1		03/05/22 03:03	563-58-6	
cis-1,3-Dichloropropene	ND	ug/L	0.50	0.36	1		03/05/22 03:03	10061-01-5	
trans-1,3-Dichloropropene	ND	ug/L	0.50	0.36	1		03/05/22 03:03	10061-02-6	
Diisopropyl ether	ND	ug/L	0.50	0.31	1		03/05/22 03:03	108-20-3	
Ethylbenzene	ND	ug/L	0.50	0.30	1		03/05/22 03:03	100-41-4	
Hexachloro-1,3-butadiene	ND	ug/L	2.0	1.5	1		03/05/22 03:03	87-68-3	
Isopropylbenzene (Cumene)	ND	ug/L	0.50	0.33	1		03/05/22 03:03	98-82-8	
Methylene Chloride	ND	ug/L	2.0	2.0	1		03/05/22 03:03	75-09-2	
Methyl-tert-butyl ether	ND	ug/L	0.50	0.42	1		03/05/22 03:03	1634-04-4	
Naphthalene	ND	ug/L	2.0	0.64	1		03/05/22 03:03	91-20-3	
n-Propylbenzene	ND	ug/L	0.50	0.34	1		03/05/22 03:03	103-65-1	
Styrene	ND	ug/L	0.50	0.29	1		03/05/22 03:03	100-42-5	
1,1,1,2-Tetrachloroethane	ND	ug/L	0.50	0.31	1		03/05/22 03:03	630-20-6	
1,1,2,2-Tetrachloroethane	ND	ug/L	0.50	0.22	1		03/05/22 03:03	79-34-5	
Tetrachloroethene	ND	ug/L	0.50	0.29	1		03/05/22 03:03	127-18-4	
Toluene	ND	ug/L	0.50	0.48	1		03/05/22 03:03	108-88-3	
1,2,3-Trichlorobenzene	ND	ug/L	2.0	0.81	1		03/05/22 03:03	87-61-6	
1,2,4-Trichlorobenzene	ND	ug/L	2.0	0.64	1		03/05/22 03:03	120-82-1	
1,1,1-Trichloroethane	ND	ug/L	0.50	0.33	1		03/05/22 03:03	71-55-6	
1,1,2-Trichloroethane	ND	ug/L	0.50	0.32	1		03/05/22 03:03	79-00-5	
Trichloroethene	ND	ug/L	0.50	0.38	1		03/05/22 03:03	79-01-6	
Trichlorofluoromethane	ND	ug/L	1.0	0.30	1		03/05/22 03:03	75-69-4	
1,2,3-Trichloropropane	ND	ug/L	0.50	0.26	1		03/05/22 03:03	96-18-4	
1,2,4-Trimethylbenzene	ND	ug/L	0.50	0.50	1		03/05/22 03:03	95-63-6	
1,3,5-Trimethylbenzene	ND	ug/L	0.50	0.33	1		03/05/22 03:03	108-67-8	
Vinyl chloride	ND	ug/L	1.0	0.39	1		03/05/22 03:03	75-01-4	
m&p-Xylene	ND	ug/L	1.0	0.71	1		03/05/22 03:03	179601-23-1	
o-Xylene	ND	ug/L	0.50	0.34	1		03/05/22 03:03	95-47-6	
Surrogates									
1,2-Dichloroethane-d4 (S)	93	%	70-130		1		03/05/22 03:03	17060-07-0	
4-Bromofluorobenzene (S)	98	%	70-130		1		03/05/22 03:03	460-00-4	
Toluene-d8 (S)	104	%	70-130		1		03/05/22 03:03	2037-26-5	

This report shall not be reproduced, except in full,
without the written consent of Pace Analytical Services, LLC.

Pace Analytical Services, LLC
9800 Kincey Ave. Suite 100
Huntersville, NC 28078
(704)875-9092

ANALYTICAL RESULTS

Project: CPC Huntersville-60674226
Pace Project No.: 92591327

Sample: MW-71 **Lab ID: 92591327014** Collected: 03/03/22 12:20 Received: 03/03/22 15:30 Matrix: Water

Parameters	Results	Units	Report Limit	MDL	DF	Prepared	Analyzed	CAS No.	Qual
VPH NC Water	Analytical Method: MADEP VPH								
	Pace Analytical Services - Charlotte								
Total VPH (C5-C12)	ND	ug/L	50.0	50.0	1		03/07/22 20:43		N2
Aliphatic (C05-C08)	ND	ug/L	50.0	50.0	1		03/07/22 20:43		N2
Aliphatic(C09-C12) Adjusted	ND	ug/L	50.0	50.0	1		03/07/22 20:43		N2
Aromatic (C09-C10)	ND	ug/L	50.0	50.0	1		03/07/22 20:43		N2
Surrogates									
4-Bromofluorobenzene (FID) (S)	97	%	70-130		1		03/07/22 20:43	460-00-4	
4-Bromofluorobenzene (PID) (S)	82	%	70-130		1		03/07/22 20:43	460-00-4	
6020 MET ICPMS	Analytical Method: EPA 6020B Preparation Method: EPA 3010A								
	Pace Analytical Services - Asheville								
Lead	**5.9**	ug/L	5.0	0.077	1	03/05/22 11:43	03/08/22 16:44	7439-92-1	
6200B MSV	Analytical Method: SM 6200B								
	Pace Analytical Services - Charlotte								
Benzene	ND	ug/L	0.50	0.34	1		03/05/22 06:56	71-43-2	
Bromobenzene	ND	ug/L	0.50	0.29	1		03/05/22 06:56	108-86-1	
Bromochloromethane	ND	ug/L	0.50	0.47	1		03/05/22 06:56	74-97-5	
Bromodichloromethane	**0.77**	ug/L	0.50	0.31	1		03/05/22 06:56	75-27-4	
Bromoform	ND	ug/L	0.50	0.34	1		03/05/22 06:56	75-25-2	
Bromomethane	ND	ug/L	5.0	1.7	1		03/05/22 06:56	74-83-9	
n-Butylbenzene	ND	ug/L	0.50	0.49	1		03/05/22 06:56	104-51-8	
sec-Butylbenzene	ND	ug/L	0.50	0.40	1		03/05/22 06:56	135-98-8	
tert-Butylbenzene	ND	ug/L	0.50	0.32	1		03/05/22 06:56	98-06-6	
Carbon tetrachloride	ND	ug/L	0.50	0.33	1		03/05/22 06:56	56-23-5	
Chlorobenzene	ND	ug/L	0.50	0.28	1		03/05/22 06:56	108-90-7	
Chloroethane	ND	ug/L	1.0	0.65	1		03/05/22 06:56	75-00-3	
Chloroform	**4.4**	ug/L	0.50	0.35	1		03/05/22 06:56	67-66-3	
Chloromethane	ND	ug/L	1.0	0.54	1		03/05/22 06:56	74-87-3	
2-Chlorotoluene	ND	ug/L	0.50	0.32	1		03/05/22 06:56	95-49-8	
4-Chlorotoluene	ND	ug/L	0.50	0.32	1		03/05/22 06:56	106-43-4	
1,2-Dibromo-3-chloropropane	ND	ug/L	1.0	0.34	1		03/05/22 06:56	96-12-8	
Dibromochloromethane	ND	ug/L	0.50	0.36	1		03/05/22 06:56	124-48-1	
1,2-Dibromoethane (EDB)	ND	ug/L	0.50	0.27	1		03/05/22 06:56	106-93-4	
Dibromomethane	ND	ug/L	0.50	0.39	1		03/05/22 06:56	74-95-3	
1,2-Dichlorobenzene	ND	ug/L	0.50	0.34	1		03/05/22 06:56	95-50-1	
1,3-Dichlorobenzene	ND	ug/L	0.50	0.34	1		03/05/22 06:56	541-73-1	
1,4-Dichlorobenzene	ND	ug/L	0.50	0.33	1		03/05/22 06:56	106-46-7	
Dichlorodifluoromethane	ND	ug/L	0.50	0.35	1		03/05/22 06:56	75-71-8	
1,1-Dichloroethane	ND	ug/L	0.50	0.37	1		03/05/22 06:56	75-34-3	
1,2-Dichloroethane	ND	ug/L	0.50	0.32	1		03/05/22 06:56	107-06-2	
1,1-Dichloroethene	ND	ug/L	0.50	0.35	1		03/05/22 06:56	75-35-4	
cis-1,2-Dichloroethene	ND	ug/L	0.50	0.38	1		03/05/22 06:56	156-59-2	
trans-1,2-Dichloroethene	ND	ug/L	0.50	0.40	1		03/05/22 06:56	156-60-5	
1,2-Dichloropropane	ND	ug/L	0.50	0.36	1		03/05/22 06:56	78-87-5	
1,3-Dichloropropane	ND	ug/L	0.50	0.28	1		03/05/22 06:56	142-28-9	

This report shall not be reproduced, except in full,
without the written consent of Pace Analytical Services, LLC.

Pace Analytical Services, LLC
9800 Kincey Ave. Suite 100
Huntersville, NC 28078
(704)875-9092

ANALYTICAL RESULTS

Project: CPC Huntersville-60674226
Pace Project No.: 92591327

Sample: MW-71 **Lab ID: 92591327014** Collected: 03/03/22 12:20 Received: 03/03/22 15:30 Matrix: Water

Parameters	Results	Units	Report Limit	MDL	DF	Prepared	Analyzed	CAS No.	Qual
6200B MSV	Analytical Method: SM 6200B								
	Pace Analytical Services - Charlotte								
2,2-Dichloropropane	ND	ug/L	0.50	0.39	1		03/05/22 06:56	594-20-7	
1,1-Dichloropropene	ND	ug/L	0.50	0.43	1		03/05/22 06:56	563-58-6	
cis-1,3-Dichloropropene	ND	ug/L	0.50	0.36	1		03/05/22 06:56	10061-01-5	
trans-1,3-Dichloropropene	ND	ug/L	0.50	0.36	1		03/05/22 06:56	10061-02-6	
Diisopropyl ether	**1.5**	ug/L	0.50	0.31	1		03/05/22 06:56	108-20-3	
Ethylbenzene	ND	ug/L	0.50	0.30	1		03/05/22 06:56	100-41-4	
Hexachloro-1,3-butadiene	ND	ug/L	2.0	1.5	1		03/05/22 06:56	87-68-3	
Isopropylbenzene (Cumene)	ND	ug/L	0.50	0.33	1		03/05/22 06:56	98-82-8	
Methylene Chloride	ND	ug/L	2.0	2.0	1		03/05/22 06:56	75-09-2	
Methyl-tert-butyl ether	ND	ug/L	0.50	0.42	1		03/05/22 06:56	1634-04-4	
Naphthalene	ND	ug/L	2.0	0.64	1		03/05/22 06:56	91-20-3	
n-Propylbenzene	ND	ug/L	0.50	0.34	1		03/05/22 06:56	103-65-1	
Styrene	ND	ug/L	0.50	0.29	1		03/05/22 06:56	100-42-5	
1,1,1,2-Tetrachloroethane	ND	ug/L	0.50	0.31	1		03/05/22 06:56	630-20-6	
1,1,2,2-Tetrachloroethane	ND	ug/L	0.50	0.22	1		03/05/22 06:56	79-34-5	
Tetrachloroethene	ND	ug/L	0.50	0.29	1		03/05/22 06:56	127-18-4	
Toluene	ND	ug/L	0.50	0.48	1		03/05/22 06:56	108-88-3	
1,2,3-Trichlorobenzene	ND	ug/L	2.0	0.81	1		03/05/22 06:56	87-61-6	
1,2,4-Trichlorobenzene	ND	ug/L	2.0	0.64	1		03/05/22 06:56	120-82-1	
1,1,1-Trichloroethane	ND	ug/L	0.50	0.33	1		03/05/22 06:56	71-55-6	
1,1,2-Trichloroethane	ND	ug/L	0.50	0.32	1		03/05/22 06:56	79-00-5	
Trichloroethene	ND	ug/L	0.50	0.38	1		03/05/22 06:56	79-01-6	
Trichlorofluoromethane	ND	ug/L	1.0	0.30	1		03/05/22 06:56	75-69-4	
1,2,3-Trichloropropane	ND	ug/L	0.50	0.26	1		03/05/22 06:56	96-18-4	
1,2,4-Trimethylbenzene	ND	ug/L	0.50	0.50	1		03/05/22 06:56	95-63-6	
1,3,5-Trimethylbenzene	ND	ug/L	0.50	0.33	1		03/05/22 06:56	108-67-8	
Vinyl chloride	ND	ug/L	1.0	0.39	1		03/05/22 06:56	75-01-4	
m&p-Xylene	ND	ug/L	1.0	0.71	1		03/05/22 06:56	179601-23-1	
o-Xylene	ND	ug/L	0.50	0.34	1		03/05/22 06:56	95-47-6	
Surrogates									
1,2-Dichloroethane-d4 (S)	86	%	70-130		1		03/05/22 06:56	17060-07-0	
4-Bromofluorobenzene (S)	95	%	70-130		1		03/05/22 06:56	460-00-4	
Toluene-d8 (S)	101	%	70-130		1		03/05/22 06:56	2037-26-5	

This report shall not be reproduced, except in full,
without the written consent of Pace Analytical Services, LLC.

Pace Analytical Services, LLC
9800 Kincey Ave. Suite 100
Huntersville, NC 28078
(704)875-9092

ANALYTICAL RESULTS

Project: CPC Huntersville-60674226
Pace Project No.: 92591327

Sample: MW-12 **Lab ID: 92591327015** Collected: 03/03/22 13:10 Received: 03/03/22 15:30 Matrix: Water

Parameters	Results	Units	Report Limit	MDL	DF	Prepared	Analyzed	CAS No.	Qual
VPH NC Water	Analytical Method: MADEP VPH								
	Pace Analytical Services - Charlotte								
Total VPH (C5-C12)	ND	ug/L	50.0	50.0	1		03/07/22 21:12		N2
Aliphatic (C05-C08)	ND	ug/L	50.0	50.0	1		03/07/22 21:12		N2
Aliphatic(C09-C12) Adjusted	ND	ug/L	50.0	50.0	1		03/07/22 21:12		N2
Aromatic (C09-C10)	ND	ug/L	50.0	50.0	1		03/07/22 21:12		N2
Surrogates									
4-Bromofluorobenzene (FID) (S)	94	%	70-130		1		03/07/22 21:12	460-00-4	
4-Bromofluorobenzene (PID) (S)	83	%	70-130		1		03/07/22 21:12	460-00-4	
6020 MET ICPMS	Analytical Method: EPA 6020B Preparation Method: EPA 3010A								
	Pace Analytical Services - Asheville								
Lead	**0.18J**	ug/L	5.0	0.077	1	03/05/22 11:43	03/08/22 16:49	7439-92-1	
6200B MSV	Analytical Method: SM 6200B								
	Pace Analytical Services - Charlotte								
Benzene	ND	ug/L	0.50	0.34	1		03/05/22 03:21	71-43-2	
Bromobenzene	ND	ug/L	0.50	0.29	1		03/05/22 03:21	108-86-1	
Bromochloromethane	ND	ug/L	0.50	0.47	1		03/05/22 03:21	74-97-5	
Bromodichloromethane	ND	ug/L	0.50	0.31	1		03/05/22 03:21	75-27-4	
Bromoform	ND	ug/L	0.50	0.34	1		03/05/22 03:21	75-25-2	
Bromomethane	ND	ug/L	5.0	1.7	1		03/05/22 03:21	74-83-9	
n-Butylbenzene	ND	ug/L	0.50	0.49	1		03/05/22 03:21	104-51-8	
sec-Butylbenzene	ND	ug/L	0.50	0.40	1		03/05/22 03:21	135-98-8	
tert-Butylbenzene	ND	ug/L	0.50	0.32	1		03/05/22 03:21	98-06-6	
Carbon tetrachloride	ND	ug/L	0.50	0.33	1		03/05/22 03:21	56-23-5	
Chlorobenzene	ND	ug/L	0.50	0.28	1		03/05/22 03:21	108-90-7	
Chloroethane	ND	ug/L	1.0	0.65	1		03/05/22 03:21	75-00-3	
Chloroform	ND	ug/L	0.50	0.35	1		03/05/22 03:21	67-66-3	
Chloromethane	ND	ug/L	1.0	0.54	1		03/05/22 03:21	74-87-3	
2-Chlorotoluene	ND	ug/L	0.50	0.32	1		03/05/22 03:21	95-49-8	
4-Chlorotoluene	ND	ug/L	0.50	0.32	1		03/05/22 03:21	106-43-4	
1,2-Dibromo-3-chloropropane	ND	ug/L	1.0	0.34	1		03/05/22 03:21	96-12-8	
Dibromochloromethane	ND	ug/L	0.50	0.36	1		03/05/22 03:21	124-48-1	
1,2-Dibromoethane (EDB)	ND	ug/L	0.50	0.27	1		03/05/22 03:21	106-93-4	
Dibromomethane	ND	ug/L	0.50	0.39	1		03/05/22 03:21	74-95-3	
1,2-Dichlorobenzene	ND	ug/L	0.50	0.34	1		03/05/22 03:21	95-50-1	
1,3-Dichlorobenzene	ND	ug/L	0.50	0.34	1		03/05/22 03:21	541-73-1	
1,4-Dichlorobenzene	ND	ug/L	0.50	0.33	1		03/05/22 03:21	106-46-7	
Dichlorodifluoromethane	ND	ug/L	0.50	0.35	1		03/05/22 03:21	75-71-8	
1,1-Dichloroethane	ND	ug/L	0.50	0.37	1		03/05/22 03:21	75-34-3	
1,2-Dichloroethane	ND	ug/L	0.50	0.32	1		03/05/22 03:21	107-06-2	
1,1-Dichloroethene	ND	ug/L	0.50	0.35	1		03/05/22 03:21	75-35-4	
cis-1,2-Dichloroethene	ND	ug/L	0.50	0.38	1		03/05/22 03:21	156-59-2	
trans-1,2-Dichloroethene	ND	ug/L	0.50	0.40	1		03/05/22 03:21	156-60-5	
1,2-Dichloropropane	ND	ug/L	0.50	0.36	1		03/05/22 03:21	78-87-5	
1,3-Dichloropropane	ND	ug/L	0.50	0.28	1		03/05/22 03:21	142-28-9	

This report shall not be reproduced, except in full,
without the written consent of Pace Analytical Services, LLC.

Pace Analytical Services, LLC
9800 Kincey Ave. Suite 100
Huntersville, NC 28078
(704)875-9092

ANALYTICAL RESULTS

Project: CPC Huntersville-60674226
Pace Project No.: 92591327

Sample: MW-12 **Lab ID: 92591327015** Collected: 03/03/22 13:10 Received: 03/03/22 15:30 Matrix: Water

Parameters	Results	Units	Report Limit	MDL	DF	Prepared	Analyzed	CAS No.	Qual
6200B MSV	Analytical Method: SM 6200B								
	Pace Analytical Services - Charlotte								
2,2-Dichloropropane	ND	ug/L	0.50	0.39	1		03/05/22 03:21	594-20-7	
1,1-Dichloropropene	ND	ug/L	0.50	0.43	1		03/05/22 03:21	563-58-6	
cis-1,3-Dichloropropene	ND	ug/L	0.50	0.36	1		03/05/22 03:21	10061-01-5	
trans-1,3-Dichloropropene	ND	ug/L	0.50	0.36	1		03/05/22 03:21	10061-02-6	
Diisopropyl ether	ND	ug/L	0.50	0.31	1		03/05/22 03:21	108-20-3	
Ethylbenzene	ND	ug/L	0.50	0.30	1		03/05/22 03:21	100-41-4	
Hexachloro-1,3-butadiene	ND	ug/L	2.0	1.5	1		03/05/22 03:21	87-68-3	
Isopropylbenzene (Cumene)	ND	ug/L	0.50	0.33	1		03/05/22 03:21	98-82-8	
Methylene Chloride	ND	ug/L	2.0	2.0	1		03/05/22 03:21	75-09-2	
Methyl-tert-butyl ether	ND	ug/L	0.50	0.42	1		03/05/22 03:21	1634-04-4	
Naphthalene	ND	ug/L	2.0	0.64	1		03/05/22 03:21	91-20-3	
n-Propylbenzene	ND	ug/L	0.50	0.34	1		03/05/22 03:21	103-65-1	
Styrene	ND	ug/L	0.50	0.29	1		03/05/22 03:21	100-42-5	
1,1,1,2-Tetrachloroethane	ND	ug/L	0.50	0.31	1		03/05/22 03:21	630-20-6	
1,1,2,2-Tetrachloroethane	ND	ug/L	0.50	0.22	1		03/05/22 03:21	79-34-5	
Tetrachloroethene	ND	ug/L	0.50	0.29	1		03/05/22 03:21	127-18-4	
Toluene	ND	ug/L	0.50	0.48	1		03/05/22 03:21	108-88-3	
1,2,3-Trichlorobenzene	ND	ug/L	2.0	0.81	1		03/05/22 03:21	87-61-6	
1,2,4-Trichlorobenzene	ND	ug/L	2.0	0.64	1		03/05/22 03:21	120-82-1	
1,1,1-Trichloroethane	ND	ug/L	0.50	0.33	1		03/05/22 03:21	71-55-6	
1,1,2-Trichloroethane	ND	ug/L	0.50	0.32	1		03/05/22 03:21	79-00-5	
Trichloroethene	ND	ug/L	0.50	0.38	1		03/05/22 03:21	79-01-6	
Trichlorofluoromethane	ND	ug/L	1.0	0.30	1		03/05/22 03:21	75-69-4	
1,2,3-Trichloropropane	ND	ug/L	0.50	0.26	1		03/05/22 03:21	96-18-4	
1,2,4-Trimethylbenzene	ND	ug/L	0.50	0.50	1		03/05/22 03:21	95-63-6	
1,3,5-Trimethylbenzene	ND	ug/L	0.50	0.33	1		03/05/22 03:21	108-67-8	
Vinyl chloride	ND	ug/L	1.0	0.39	1		03/05/22 03:21	75-01-4	
m&p-Xylene	ND	ug/L	1.0	0.71	1		03/05/22 03:21	179601-23-1	
o-Xylene	ND	ug/L	0.50	0.34	1		03/05/22 03:21	95-47-6	
Surrogates									
1,2-Dichloroethane-d4 (S)	90	%	70-130		1		03/05/22 03:21	17060-07-0	
4-Bromofluorobenzene (S)	98	%	70-130		1		03/05/22 03:21	460-00-4	
Toluene-d8 (S)	102	%	70-130		1		03/05/22 03:21	2037-26-5	

This report shall not be reproduced, except in full,
without the written consent of Pace Analytical Services, LLC.

Pace Analytical Services, LLC
9800 Kincey Ave. Suite 100
Huntersville, NC 28078
(704)875-9092

ANALYTICAL RESULTS

Project: CPC Huntersville-60674226
Pace Project No.: 92591327

Sample: MW-30 **Lab ID: 92591327016** Collected: 03/03/22 13:10 Received: 03/03/22 15:30 Matrix: Water

Parameters	Results	Units	Report Limit	MDL	DF	Prepared	Analyzed	CAS No.	Qual
VPH NC Water	Analytical Method: MADEP VPH								
	Pace Analytical Services - Charlotte								
Total VPH (C5-C12)	ND	ug/L	50.0	50.0	1		03/07/22 21:41		N2
Aliphatic (C05-C08)	ND	ug/L	50.0	50.0	1		03/07/22 21:41		N2
Aliphatic(C09-C12) Adjusted	ND	ug/L	50.0	50.0	1		03/07/22 21:41		N2
Aromatic (C09-C10)	ND	ug/L	50.0	50.0	1		03/07/22 21:41		N2
Surrogates									
4-Bromofluorobenzene (FID) (S)	99	%	70-130		1		03/07/22 21:41	460-00-4	
4-Bromofluorobenzene (PID) (S)	85	%	70-130		1		03/07/22 21:41	460-00-4	
6020 MET ICPMS	Analytical Method: EPA 6020B Preparation Method: EPA 3010A								
	Pace Analytical Services - Asheville								
Lead	**11.5**	ug/L	5.0	0.077	1	03/05/22 11:43	03/08/22 16:53	7439-92-1	
6200B MSV	Analytical Method: SM 6200B								
	Pace Analytical Services - Charlotte								
Benzene	ND	ug/L	0.50	0.34	1		03/05/22 03:39	71-43-2	
Bromobenzene	ND	ug/L	0.50	0.29	1		03/05/22 03:39	108-86-1	
Bromochloromethane	ND	ug/L	0.50	0.47	1		03/05/22 03:39	74-97-5	
Bromodichloromethane	ND	ug/L	0.50	0.31	1		03/05/22 03:39	75-27-4	
Bromoform	ND	ug/L	0.50	0.34	1		03/05/22 03:39	75-25-2	
Bromomethane	ND	ug/L	5.0	1.7	1		03/05/22 03:39	74-83-9	
n-Butylbenzene	ND	ug/L	0.50	0.49	1		03/05/22 03:39	104-51-8	
sec-Butylbenzene	ND	ug/L	0.50	0.40	1		03/05/22 03:39	135-98-8	
tert-Butylbenzene	ND	ug/L	0.50	0.32	1		03/05/22 03:39	98-06-6	
Carbon tetrachloride	ND	ug/L	0.50	0.33	1		03/05/22 03:39	56-23-5	
Chlorobenzene	ND	ug/L	0.50	0.28	1		03/05/22 03:39	108-90-7	
Chloroethane	ND	ug/L	1.0	0.65	1		03/05/22 03:39	75-00-3	
Chloroform	ND	ug/L	0.50	0.35	1		03/05/22 03:39	67-66-3	
Chloromethane	ND	ug/L	1.0	0.54	1		03/05/22 03:39	74-87-3	
2-Chlorotoluene	ND	ug/L	0.50	0.32	1		03/05/22 03:39	95-49-8	
4-Chlorotoluene	ND	ug/L	0.50	0.32	1		03/05/22 03:39	106-43-4	
1,2-Dibromo-3-chloropropane	ND	ug/L	1.0	0.34	1		03/05/22 03:39	96-12-8	
Dibromochloromethane	ND	ug/L	0.50	0.36	1		03/05/22 03:39	124-48-1	
1,2-Dibromoethane (EDB)	ND	ug/L	0.50	0.27	1		03/05/22 03:39	106-93-4	
Dibromomethane	ND	ug/L	0.50	0.39	1		03/05/22 03:39	74-95-3	
1,2-Dichlorobenzene	ND	ug/L	0.50	0.34	1		03/05/22 03:39	95-50-1	
1,3-Dichlorobenzene	ND	ug/L	0.50	0.34	1		03/05/22 03:39	541-73-1	
1,4-Dichlorobenzene	ND	ug/L	0.50	0.33	1		03/05/22 03:39	106-46-7	
Dichlorodifluoromethane	ND	ug/L	0.50	0.35	1		03/05/22 03:39	75-71-8	
1,1-Dichloroethane	ND	ug/L	0.50	0.37	1		03/05/22 03:39	75-34-3	
1,2-Dichloroethane	ND	ug/L	0.50	0.32	1		03/05/22 03:39	107-06-2	
1,1-Dichloroethene	ND	ug/L	0.50	0.35	1		03/05/22 03:39	75-35-4	
cis-1,2-Dichloroethene	ND	ug/L	0.50	0.38	1		03/05/22 03:39	156-59-2	
trans-1,2-Dichloroethene	ND	ug/L	0.50	0.40	1		03/05/22 03:39	156-60-5	
1,2-Dichloropropane	ND	ug/L	0.50	0.36	1		03/05/22 03:39	78-87-5	
1,3-Dichloropropane	ND	ug/L	0.50	0.28	1		03/05/22 03:39	142-28-9	

This report shall not be reproduced, except in full,
without the written consent of Pace Analytical Services, LLC.

Pace Analytical Services, LLC
9800 Kincey Ave. Suite 100
Huntersville, NC 28078
(704)875-9092

ANALYTICAL RESULTS

Project: CPC Huntersville-60674226
Pace Project No.: 92591327

Sample: MW-30 **Lab ID: 92591327016** Collected: 03/03/22 13:10 Received: 03/03/22 15:30 Matrix: Water

Parameters	Results	Units	Report Limit	MDL	DF	Prepared	Analyzed	CAS No.	Qual
6200B MSV	Analytical Method: SM 6200B								
	Pace Analytical Services - Charlotte								
2,2-Dichloropropane	ND	ug/L	0.50	0.39	1		03/05/22 03:39	594-20-7	
1,1-Dichloropropene	ND	ug/L	0.50	0.43	1		03/05/22 03:39	563-58-6	
cis-1,3-Dichloropropene	ND	ug/L	0.50	0.36	1		03/05/22 03:39	10061-01-5	
trans-1,3-Dichloropropene	ND	ug/L	0.50	0.36	1		03/05/22 03:39	10061-02-6	
Diisopropyl ether	ND	ug/L	0.50	0.31	1		03/05/22 03:39	108-20-3	
Ethylbenzene	ND	ug/L	0.50	0.30	1		03/05/22 03:39	100-41-4	
Hexachloro-1,3-butadiene	ND	ug/L	2.0	1.5	1		03/05/22 03:39	87-68-3	
Isopropylbenzene (Cumene)	ND	ug/L	0.50	0.33	1		03/05/22 03:39	98-82-8	
Methylene Chloride	ND	ug/L	2.0	2.0	1		03/05/22 03:39	75-09-2	
Methyl-tert-butyl ether	ND	ug/L	0.50	0.42	1		03/05/22 03:39	1634-04-4	
Naphthalene	ND	ug/L	2.0	0.64	1		03/05/22 03:39	91-20-3	
n-Propylbenzene	ND	ug/L	0.50	0.34	1		03/05/22 03:39	103-65-1	
Styrene	ND	ug/L	0.50	0.29	1		03/05/22 03:39	100-42-5	
1,1,1,2-Tetrachloroethane	ND	ug/L	0.50	0.31	1		03/05/22 03:39	630-20-6	
1,1,2,2-Tetrachloroethane	ND	ug/L	0.50	0.22	1		03/05/22 03:39	79-34-5	
Tetrachloroethene	ND	ug/L	0.50	0.29	1		03/05/22 03:39	127-18-4	
Toluene	ND	ug/L	0.50	0.48	1		03/05/22 03:39	108-88-3	
1,2,3-Trichlorobenzene	ND	ug/L	2.0	0.81	1		03/05/22 03:39	87-61-6	
1,2,4-Trichlorobenzene	ND	ug/L	2.0	0.64	1		03/05/22 03:39	120-82-1	
1,1,1-Trichloroethane	ND	ug/L	0.50	0.33	1		03/05/22 03:39	71-55-6	
1,1,2-Trichloroethane	ND	ug/L	0.50	0.32	1		03/05/22 03:39	79-00-5	
Trichloroethene	ND	ug/L	0.50	0.38	1		03/05/22 03:39	79-01-6	
Trichlorofluoromethane	ND	ug/L	1.0	0.30	1		03/05/22 03:39	75-69-4	
1,2,3-Trichloropropane	ND	ug/L	0.50	0.26	1		03/05/22 03:39	96-18-4	
1,2,4-Trimethylbenzene	ND	ug/L	0.50	0.50	1		03/05/22 03:39	95-63-6	
1,3,5-Trimethylbenzene	ND	ug/L	0.50	0.33	1		03/05/22 03:39	108-67-8	
Vinyl chloride	ND	ug/L	1.0	0.39	1		03/05/22 03:39	75-01-4	
m&p-Xylene	ND	ug/L	1.0	0.71	1		03/05/22 03:39	179601-23-1	
o-Xylene	ND	ug/L	0.50	0.34	1		03/05/22 03:39	95-47-6	
Surrogates									
1,2-Dichloroethane-d4 (S)	92	%	70-130		1		03/05/22 03:39	17060-07-0	
4-Bromofluorobenzene (S)	98	%	70-130		1		03/05/22 03:39	460-00-4	
Toluene-d8 (S)	103	%	70-130		1		03/05/22 03:39	2037-26-5	

This report shall not be reproduced, except in full,
without the written consent of Pace Analytical Services, LLC.

Pace Analytical Services, LLC
9800 Kincey Ave. Suite 100
Huntersville, NC 28078
(704)875-9092

ANALYTICAL RESULTS

Project: CPC Huntersville-60674226
Pace Project No.: 92591327

Sample: MW-52 **Lab ID: 92591327017** Collected: 03/03/22 12:55 Received: 03/03/22 15:30 Matrix: Water

Parameters	Results	Units	Report Limit	MDL	DF	Prepared	Analyzed	CAS No.	Qual
VPH NC Water	Analytical Method: MADEP VPH								
	Pace Analytical Services - Charlotte								
Total VPH (C5-C12)	**17900**	ug/L	200	200	4		03/09/22 10:26		N2
Aliphatic (C05-C08)	**15900**	ug/L	200	200	4		03/09/22 10:26		N2
Aliphatic(C09-C12) Adjusted	**1640**	ug/L	200	200	4		03/09/22 10:26		N2
Aromatic (C09-C10)	**350**	ug/L	200	200	4		03/09/22 10:26		N2
Surrogates									
4-Bromofluorobenzene (FID) (S)	95	%	70-130		4		03/09/22 10:26	460-00-4	
4-Bromofluorobenzene (PID) (S)	81	%	70-130		4		03/09/22 10:26	460-00-4	
6020 MET ICPMS	Analytical Method: EPA 6020B Preparation Method: EPA 3010A								
	Pace Analytical Services - Asheville								
Lead	**0.078J**	ug/L	5.0	0.077	1	03/05/22 11:43	03/08/22 16:57	7439-92-1	
6200B MSV	Analytical Method: SM 6200B								
	Pace Analytical Services - Charlotte								
Benzene	**2410**	ug/L	10.0	6.9	20		03/09/22 12:47	71-43-2	
Bromobenzene	ND	ug/L	10.0	5.8	20		03/09/22 12:47	108-86-1	
Bromochloromethane	ND	ug/L	10.0	9.4	20		03/09/22 12:47	74-97-5	
Bromodichloromethane	ND	ug/L	10.0	6.1	20		03/09/22 12:47	75-27-4	
Bromoform	ND	ug/L	10.0	6.8	20		03/09/22 12:47	75-25-2	
Bromomethane	ND	ug/L	100	33.2	20		03/09/22 12:47	74-83-9	
n-Butylbenzene	ND	ug/L	10.0	9.8	20		03/09/22 12:47	104-51-8	
sec-Butylbenzene	ND	ug/L	10.0	8.0	20		03/09/22 12:47	135-98-8	
tert-Butylbenzene	ND	ug/L	10.0	6.5	20		03/09/22 12:47	98-06-6	
Carbon tetrachloride	ND	ug/L	10.0	6.7	20		03/09/22 12:47	56-23-5	
Chlorobenzene	ND	ug/L	10.0	5.7	20		03/09/22 12:47	108-90-7	
Chloroethane	ND	ug/L	20.0	13.0	20		03/09/22 12:47	75-00-3	
Chloroform	ND	ug/L	10.0	7.1	20		03/09/22 12:47	67-66-3	
Chloromethane	ND	ug/L	20.0	10.8	20		03/09/22 12:47	74-87-3	
2-Chlorotoluene	ND	ug/L	10.0	6.4	20		03/09/22 12:47	95-49-8	
4-Chlorotoluene	ND	ug/L	10.0	6.5	20		03/09/22 12:47	106-43-4	
1,2-Dibromo-3-chloropropane	ND	ug/L	20.0	6.8	20		03/09/22 12:47	96-12-8	
Dibromochloromethane	ND	ug/L	10.0	7.2	20		03/09/22 12:47	124-48-1	
1,2-Dibromoethane (EDB)	ND	ug/L	10.0	5.4	20		03/09/22 12:47	106-93-4	
Dibromomethane	ND	ug/L	10.0	7.9	20		03/09/22 12:47	74-95-3	
1,2-Dichlorobenzene	ND	ug/L	10.0	6.8	20		03/09/22 12:47	95-50-1	
1,3-Dichlorobenzene	ND	ug/L	10.0	6.8	20		03/09/22 12:47	541-73-1	
1,4-Dichlorobenzene	ND	ug/L	10.0	6.7	20		03/09/22 12:47	106-46-7	
Dichlorodifluoromethane	ND	ug/L	10.0	6.9	20		03/09/22 12:47	75-71-8	
1,1-Dichloroethane	ND	ug/L	10.0	7.3	20		03/09/22 12:47	75-34-3	
1,2-Dichloroethane	ND	ug/L	10.0	6.4	20		03/09/22 12:47	107-06-2	
1,1-Dichloroethene	ND	ug/L	10.0	7.0	20		03/09/22 12:47	75-35-4	
cis-1,2-Dichloroethene	ND	ug/L	10.0	7.7	20		03/09/22 12:47	156-59-2	
trans-1,2-Dichloroethene	ND	ug/L	10.0	7.9	20		03/09/22 12:47	156-60-5	
1,2-Dichloropropane	ND	ug/L	10.0	7.1	20		03/09/22 12:47	78-87-5	
1,3-Dichloropropane	ND	ug/L	10.0	5.7	20		03/09/22 12:47	142-28-9	

This report shall not be reproduced, except in full,
without the written consent of Pace Analytical Services, LLC.

Pace Analytical Services, LLC
9800 Kincey Ave. Suite 100
Huntersville, NC 28078
(704)875-9092

ANALYTICAL RESULTS

Project: CPC Huntersville-60674226
Pace Project No.: 92591327

Sample: MW-52 **Lab ID: 92591327017** Collected: 03/03/22 12:55 Received: 03/03/22 15:30 Matrix: Water

Parameters	Results	Units	Report Limit	MDL	DF	Prepared	Analyzed	CAS No.	Qual
6200B MSV	Analytical Method: SM 6200B								
	Pace Analytical Services - Charlotte								
2,2-Dichloropropane	ND	ug/L	10.0	7.8	20		03/09/22 12:47	594-20-7	
1,1-Dichloropropene	ND	ug/L	10.0	8.5	20		03/09/22 12:47	563-58-6	
cis-1,3-Dichloropropene	ND	ug/L	10.0	7.3	20		03/09/22 12:47	10061-01-5	
trans-1,3-Dichloropropene	ND	ug/L	10.0	7.3	20		03/09/22 12:47	10061-02-6	
Diisopropyl ether	**320**	ug/L	10.0	6.2	20		03/09/22 12:47	108-20-3	
Ethylbenzene	**12.1**	ug/L	10.0	6.1	20		03/09/22 12:47	100-41-4	
Hexachloro-1,3-butadiene	ND	ug/L	40.0	30.6	20		03/09/22 12:47	87-68-3	
Isopropylbenzene (Cumene)	ND	ug/L	10.0	6.7	20		03/09/22 12:47	98-82-8	
Methylene Chloride	ND	ug/L	40.0	39.0	20		03/09/22 12:47	75-09-2	
Methyl-tert-butyl ether	**73.4**	ug/L	10.0	8.4	20		03/09/22 12:47	1634-04-4	
Naphthalene	**41.4**	ug/L	40.0	12.9	20		03/09/22 12:47	91-20-3	
n-Propylbenzene	ND	ug/L	10.0	6.8	20		03/09/22 12:47	103-65-1	
Styrene	ND	ug/L	10.0	5.8	20		03/09/22 12:47	100-42-5	
1,1,1,2-Tetrachloroethane	ND	ug/L	10.0	6.2	20		03/09/22 12:47	630-20-6	
1,1,2,2-Tetrachloroethane	ND	ug/L	10.0	4.5	20		03/09/22 12:47	79-34-5	
Tetrachloroethene	ND	ug/L	10.0	5.8	20		03/09/22 12:47	127-18-4	
Toluene	**201**	ug/L	10.0	9.7	20		03/09/22 12:47	108-88-3	
1,2,3-Trichlorobenzene	ND	ug/L	40.0	16.1	20		03/09/22 12:47	87-61-6	
1,2,4-Trichlorobenzene	ND	ug/L	40.0	12.8	20		03/09/22 12:47	120-82-1	
1,1,1-Trichloroethane	ND	ug/L	10.0	6.6	20		03/09/22 12:47	71-55-6	
1,1,2-Trichloroethane	ND	ug/L	10.0	6.5	20		03/09/22 12:47	79-00-5	
Trichloroethene	ND	ug/L	10.0	7.7	20		03/09/22 12:47	79-01-6	
Trichlorofluoromethane	ND	ug/L	20.0	6.0	20		03/09/22 12:47	75-69-4	
1,2,3-Trichloropropane	ND	ug/L	10.0	5.2	20		03/09/22 12:47	96-18-4	
1,2,4-Trimethylbenzene	**28.8**	ug/L	10.0	9.9	20		03/09/22 12:47	95-63-6	
1,3,5-Trimethylbenzene	**26.2**	ug/L	10.0	6.6	20		03/09/22 12:47	108-67-8	
Vinyl chloride	ND	ug/L	20.0	7.7	20		03/09/22 12:47	75-01-4	
m&p-Xylene	**127**	ug/L	20.0	14.2	20		03/09/22 12:47	179601-23-1	
o-Xylene	**561**	ug/L	10.0	6.8	20		03/09/22 12:47	95-47-6	
Surrogates									
1,2-Dichloroethane-d4 (S)	99	%	70-130		20		03/09/22 12:47	17060-07-0	
4-Bromofluorobenzene (S)	99	%	70-130		20		03/09/22 12:47	460-00-4	
Toluene-d8 (S)	105	%	70-130		20		03/09/22 12:47	2037-26-5	

This report shall not be reproduced, except in full,
without the written consent of Pace Analytical Services, LLC.

Pace Analytical Services, LLC
9800 Kincey Ave. Suite 100
Huntersville, NC 28078
(704)875-9092

ANALYTICAL RESULTS

Project: CPC Huntersville-60674226
Pace Project No.: 92591327

Sample: DUP-1-20220303 **Lab ID: 92591327018** Collected: 03/03/22 00:00 Received: 03/03/22 15:30 Matrix: Water

Parameters	Results	Units	Report Limit	MDL	DF	Prepared	Analyzed	CAS No.	Qual
VPH NC Water	Analytical Method: MADEP VPH								
	Pace Analytical Services - Charlotte								
Total VPH (C5-C12)	ND	ug/L	50.0	50.0	1		03/07/22 22:38		N2
Aliphatic (C05-C08)	ND	ug/L	50.0	50.0	1		03/07/22 22:38		N2
Aliphatic(C09-C12) Adjusted	ND	ug/L	50.0	50.0	1		03/07/22 22:38		N2
Aromatic (C09-C10)	ND	ug/L	50.0	50.0	1		03/07/22 22:38		N2
Surrogates									
4-Bromofluorobenzene (FID) (S)	97	%	70-130		1		03/07/22 22:38	460-00-4	
4-Bromofluorobenzene (PID) (S)	84	%	70-130		1		03/07/22 22:38	460-00-4	
6020 MET ICPMS	Analytical Method: EPA 6020B Preparation Method: EPA 3010A								
	Pace Analytical Services - Asheville								
Lead	**7.6**	ug/L	5.0	0.077	1	03/05/22 11:43	03/08/22 17:02	7439-92-1	
6200B MSV	Analytical Method: SM 6200B								
	Pace Analytical Services - Charlotte								
Benzene	ND	ug/L	0.50	0.34	1		03/08/22 13:11	71-43-2	
Bromobenzene	ND	ug/L	0.50	0.29	1		03/08/22 13:11	108-86-1	
Bromochloromethane	ND	ug/L	0.50	0.47	1		03/08/22 13:11	74-97-5	
Bromodichloromethane	**0.76**	ug/L	0.50	0.31	1		03/08/22 13:11	75-27-4	
Bromoform	ND	ug/L	0.50	0.34	1		03/08/22 13:11	75-25-2	
Bromomethane	ND	ug/L	5.0	1.7	1		03/08/22 13:11	74-83-9	
n-Butylbenzene	ND	ug/L	0.50	0.49	1		03/08/22 13:11	104-51-8	
sec-Butylbenzene	ND	ug/L	0.50	0.40	1		03/08/22 13:11	135-98-8	
tert-Butylbenzene	ND	ug/L	0.50	0.32	1		03/08/22 13:11	98-06-6	
Carbon tetrachloride	ND	ug/L	0.50	0.33	1		03/08/22 13:11	56-23-5	
Chlorobenzene	ND	ug/L	0.50	0.28	1		03/08/22 13:11	108-90-7	
Chloroethane	ND	ug/L	1.0	0.65	1		03/08/22 13:11	75-00-3	
Chloroform	**4.7**	ug/L	0.50	0.35	1		03/08/22 13:11	67-66-3	
Chloromethane	ND	ug/L	1.0	0.54	1		03/08/22 13:11	74-87-3	
2-Chlorotoluene	ND	ug/L	0.50	0.32	1		03/08/22 13:11	95-49-8	
4-Chlorotoluene	ND	ug/L	0.50	0.32	1		03/08/22 13:11	106-43-4	
1,2-Dibromo-3-chloropropane	ND	ug/L	1.0	0.34	1		03/08/22 13:11	96-12-8	
Dibromochloromethane	ND	ug/L	0.50	0.36	1		03/08/22 13:11	124-48-1	
1,2-Dibromoethane (EDB)	ND	ug/L	0.50	0.27	1		03/08/22 13:11	106-93-4	
Dibromomethane	ND	ug/L	0.50	0.39	1		03/08/22 13:11	74-95-3	
1,2-Dichlorobenzene	ND	ug/L	0.50	0.34	1		03/08/22 13:11	95-50-1	
1,3-Dichlorobenzene	ND	ug/L	0.50	0.34	1		03/08/22 13:11	541-73-1	
1,4-Dichlorobenzene	ND	ug/L	0.50	0.33	1		03/08/22 13:11	106-46-7	
Dichlorodifluoromethane	ND	ug/L	0.50	0.35	1		03/08/22 13:11	75-71-8	
1,1-Dichloroethane	ND	ug/L	0.50	0.37	1		03/08/22 13:11	75-34-3	
1,2-Dichloroethane	ND	ug/L	0.50	0.32	1		03/08/22 13:11	107-06-2	
1,1-Dichloroethene	ND	ug/L	0.50	0.35	1		03/08/22 13:11	75-35-4	
cis-1,2-Dichloroethene	ND	ug/L	0.50	0.38	1		03/08/22 13:11	156-59-2	
trans-1,2-Dichloroethene	ND	ug/L	0.50	0.40	1		03/08/22 13:11	156-60-5	
1,2-Dichloropropane	ND	ug/L	0.50	0.36	1		03/08/22 13:11	78-87-5	
1,3-Dichloropropane	ND	ug/L	0.50	0.28	1		03/08/22 13:11	142-28-9	

This report shall not be reproduced, except in full,
without the written consent of Pace Analytical Services, LLC.

Pace Analytical Services, LLC
9800 Kincey Ave. Suite 100
Huntersville, NC 28078
(704)875-9092

ANALYTICAL RESULTS

Project: CPC Huntersville-60674226
Pace Project No.: 92591327

Sample: DUP-1-20220303 **Lab ID: 92591327018** Collected: 03/03/22 00:00 Received: 03/03/22 15:30 Matrix: Water

Parameters	Results	Units	Report Limit	MDL	DF	Prepared	Analyzed	CAS No.	Qual
6200B MSV	Analytical Method: SM 6200B								
	Pace Analytical Services - Charlotte								
2,2-Dichloropropane	ND	ug/L	0.50	0.39	1		03/08/22 13:11	594-20-7	
1,1-Dichloropropene	ND	ug/L	0.50	0.43	1		03/08/22 13:11	563-58-6	
cis-1,3-Dichloropropene	ND	ug/L	0.50	0.36	1		03/08/22 13:11	10061-01-5	
trans-1,3-Dichloropropene	ND	ug/L	0.50	0.36	1		03/08/22 13:11	10061-02-6	
Diisopropyl ether	**1.8**	ug/L	0.50	0.31	1		03/08/22 13:11	108-20-3	
Ethylbenzene	ND	ug/L	0.50	0.30	1		03/08/22 13:11	100-41-4	
Hexachloro-1,3-butadiene	ND	ug/L	2.0	1.5	1		03/08/22 13:11	87-68-3	
Isopropylbenzene (Cumene)	ND	ug/L	0.50	0.33	1		03/08/22 13:11	98-82-8	
Methylene Chloride	ND	ug/L	2.0	2.0	1		03/08/22 13:11	75-09-2	
Methyl-tert-butyl ether	ND	ug/L	0.50	0.42	1		03/08/22 13:11	1634-04-4	
Naphthalene	ND	ug/L	2.0	0.64	1		03/08/22 13:11	91-20-3	
n-Propylbenzene	ND	ug/L	0.50	0.34	1		03/08/22 13:11	103-65-1	
Styrene	ND	ug/L	0.50	0.29	1		03/08/22 13:11	100-42-5	
1,1,1,2-Tetrachloroethane	ND	ug/L	0.50	0.31	1		03/08/22 13:11	630-20-6	
1,1,2,2-Tetrachloroethane	ND	ug/L	0.50	0.22	1		03/08/22 13:11	79-34-5	
Tetrachloroethene	ND	ug/L	0.50	0.29	1		03/08/22 13:11	127-18-4	
Toluene	ND	ug/L	0.50	0.48	1		03/08/22 13:11	108-88-3	
1,2,3-Trichlorobenzene	ND	ug/L	2.0	0.81	1		03/08/22 13:11	87-61-6	
1,2,4-Trichlorobenzene	ND	ug/L	2.0	0.64	1		03/08/22 13:11	120-82-1	
1,1,1-Trichloroethane	ND	ug/L	0.50	0.33	1		03/08/22 13:11	71-55-6	
1,1,2-Trichloroethane	ND	ug/L	0.50	0.32	1		03/08/22 13:11	79-00-5	
Trichloroethene	ND	ug/L	0.50	0.38	1		03/08/22 13:11	79-01-6	
Trichlorofluoromethane	ND	ug/L	1.0	0.30	1		03/08/22 13:11	75-69-4	
1,2,3-Trichloropropane	ND	ug/L	0.50	0.26	1		03/08/22 13:11	96-18-4	
1,2,4-Trimethylbenzene	ND	ug/L	0.50	0.50	1		03/08/22 13:11	95-63-6	
1,3,5-Trimethylbenzene	ND	ug/L	0.50	0.33	1		03/08/22 13:11	108-67-8	
Vinyl chloride	ND	ug/L	1.0	0.39	1		03/08/22 13:11	75-01-4	
m&p-Xylene	ND	ug/L	1.0	0.71	1		03/08/22 13:11	179601-23-1	
o-Xylene	ND	ug/L	0.50	0.34	1		03/08/22 13:11	95-47-6	
Surrogates									
1,2-Dichloroethane-d4 (S)	94	%	70-130		1		03/08/22 13:11	17060-07-0	
4-Bromofluorobenzene (S)	99	%	70-130		1		03/08/22 13:11	460-00-4	
Toluene-d8 (S)	105	%	70-130		1		03/08/22 13:11	2037-26-5	

This report shall not be reproduced, except in full,
without the written consent of Pace Analytical Services, LLC.

Pace Analytical Services, LLC
9800 Kincey Ave. Suite 100
Huntersville, NC 28078
(704)875-9092

ANALYTICAL RESULTS

Project: CPC Huntersville-60674226
Pace Project No.: 92591327

Sample: MW-09 **Lab ID: 92591327019** Collected: 03/03/22 14:05 Received: 03/03/22 15:30 Matrix: Water

Parameters	Results	Units	Report Limit	MDL	DF	Prepared	Analyzed	CAS No.	Qual
VPH NC Water	Analytical Method: MADEP VPH								
	Pace Analytical Services - Charlotte								
Total VPH (C5-C12)	ND	ug/L	50.0	50.0	1		03/07/22 23:07		N2
Aliphatic (C05-C08)	ND	ug/L	50.0	50.0	1		03/07/22 23:07		N2
Aliphatic(C09-C12) Adjusted	ND	ug/L	50.0	50.0	1		03/07/22 23:07		N2
Aromatic (C09-C10)	ND	ug/L	50.0	50.0	1		03/07/22 23:07		N2
Surrogates									
4-Bromofluorobenzene (FID) (S)	100	%	70-130		1		03/07/22 23:07	460-00-4	
4-Bromofluorobenzene (PID) (S)	86	%	70-130		1		03/07/22 23:07	460-00-4	
6020 MET ICPMS	Analytical Method: EPA 6020B Preparation Method: EPA 3010A								
	Pace Analytical Services - Asheville								
Lead	**15.2**	ug/L	5.0	0.077	1	03/05/22 11:43	03/08/22 17:06	7439-92-1	
6200B MSV	Analytical Method: SM 6200B								
	Pace Analytical Services - Charlotte								
Benzene	ND	ug/L	0.50	0.34	1		03/04/22 20:56	71-43-2	
Bromobenzene	ND	ug/L	0.50	0.29	1		03/04/22 20:56	108-86-1	
Bromochloromethane	ND	ug/L	0.50	0.47	1		03/04/22 20:56	74-97-5	
Bromodichloromethane	ND	ug/L	0.50	0.31	1		03/04/22 20:56	75-27-4	
Bromoform	ND	ug/L	0.50	0.34	1		03/04/22 20:56	75-25-2	
Bromomethane	ND	ug/L	5.0	1.7	1		03/04/22 20:56	74-83-9	
n-Butylbenzene	ND	ug/L	0.50	0.49	1		03/04/22 20:56	104-51-8	
sec-Butylbenzene	ND	ug/L	0.50	0.40	1		03/04/22 20:56	135-98-8	
tert-Butylbenzene	ND	ug/L	0.50	0.32	1		03/04/22 20:56	98-06-6	
Carbon tetrachloride	ND	ug/L	0.50	0.33	1		03/04/22 20:56	56-23-5	
Chlorobenzene	ND	ug/L	0.50	0.28	1		03/04/22 20:56	108-90-7	
Chloroethane	ND	ug/L	1.0	0.65	1		03/04/22 20:56	75-00-3	
Chloroform	ND	ug/L	0.50	0.35	1		03/04/22 20:56	67-66-3	
Chloromethane	ND	ug/L	1.0	0.54	1		03/04/22 20:56	74-87-3	
2-Chlorotoluene	ND	ug/L	0.50	0.32	1		03/04/22 20:56	95-49-8	
4-Chlorotoluene	ND	ug/L	0.50	0.32	1		03/04/22 20:56	106-43-4	
1,2-Dibromo-3-chloropropane	ND	ug/L	1.0	0.34	1		03/04/22 20:56	96-12-8	
Dibromochloromethane	ND	ug/L	0.50	0.36	1		03/04/22 20:56	124-48-1	
1,2-Dibromoethane (EDB)	ND	ug/L	0.50	0.27	1		03/04/22 20:56	106-93-4	
Dibromomethane	ND	ug/L	0.50	0.39	1		03/04/22 20:56	74-95-3	
1,2-Dichlorobenzene	ND	ug/L	0.50	0.34	1		03/04/22 20:56	95-50-1	
1,3-Dichlorobenzene	ND	ug/L	0.50	0.34	1		03/04/22 20:56	541-73-1	
1,4-Dichlorobenzene	ND	ug/L	0.50	0.33	1		03/04/22 20:56	106-46-7	
Dichlorodifluoromethane	ND	ug/L	0.50	0.35	1		03/04/22 20:56	75-71-8	
1,1-Dichloroethane	ND	ug/L	0.50	0.37	1		03/04/22 20:56	75-34-3	
1,2-Dichloroethane	ND	ug/L	0.50	0.32	1		03/04/22 20:56	107-06-2	
1,1-Dichloroethene	ND	ug/L	0.50	0.35	1		03/04/22 20:56	75-35-4	
cis-1,2-Dichloroethene	ND	ug/L	0.50	0.38	1		03/04/22 20:56	156-59-2	
trans-1,2-Dichloroethene	ND	ug/L	0.50	0.40	1		03/04/22 20:56	156-60-5	
1,2-Dichloropropane	ND	ug/L	0.50	0.36	1		03/04/22 20:56	78-87-5	
1,3-Dichloropropane	ND	ug/L	0.50	0.28	1		03/04/22 20:56	142-28-9	

This report shall not be reproduced, except in full,
without the written consent of Pace Analytical Services, LLC.

Pace Analytical Services, LLC
9800 Kincey Ave. Suite 100
Huntersville, NC 28078
(704)875-9092

ANALYTICAL RESULTS

Project: CPC Huntersville-60674226
Pace Project No.: 92591327

Sample: MW-09 **Lab ID: 92591327019** Collected: 03/03/22 14:05 Received: 03/03/22 15:30 Matrix: Water

Parameters	Results	Units	Report Limit	MDL	DF	Prepared	Analyzed	CAS No.	Qual
6200B MSV	Analytical Method: SM 6200B								
	Pace Analytical Services - Charlotte								
2,2-Dichloropropane	ND	ug/L	0.50	0.39	1		03/04/22 20:56	594-20-7	
1,1-Dichloropropene	ND	ug/L	0.50	0.43	1		03/04/22 20:56	563-58-6	
cis-1,3-Dichloropropene	ND	ug/L	0.50	0.36	1		03/04/22 20:56	10061-01-5	
trans-1,3-Dichloropropene	ND	ug/L	0.50	0.36	1		03/04/22 20:56	10061-02-6	
Diisopropyl ether	**1.1**	ug/L	0.50	0.31	1		03/04/22 20:56	108-20-3	
Ethylbenzene	ND	ug/L	0.50	0.30	1		03/04/22 20:56	100-41-4	
Hexachloro-1,3-butadiene	ND	ug/L	2.0	1.5	1		03/04/22 20:56	87-68-3	
Isopropylbenzene (Cumene)	ND	ug/L	0.50	0.33	1		03/04/22 20:56	98-82-8	
Methylene Chloride	ND	ug/L	2.0	2.0	1		03/04/22 20:56	75-09-2	
Methyl-tert-butyl ether	ND	ug/L	0.50	0.42	1		03/04/22 20:56	1634-04-4	
Naphthalene	ND	ug/L	2.0	0.64	1		03/04/22 20:56	91-20-3	
n-Propylbenzene	ND	ug/L	0.50	0.34	1		03/04/22 20:56	103-65-1	
Styrene	ND	ug/L	0.50	0.29	1		03/04/22 20:56	100-42-5	
1,1,1,2-Tetrachloroethane	ND	ug/L	0.50	0.31	1		03/04/22 20:56	630-20-6	
1,1,2,2-Tetrachloroethane	ND	ug/L	0.50	0.22	1		03/04/22 20:56	79-34-5	
Tetrachloroethene	ND	ug/L	0.50	0.29	1		03/04/22 20:56	127-18-4	
Toluene	ND	ug/L	0.50	0.48	1		03/04/22 20:56	108-88-3	
1,2,3-Trichlorobenzene	ND	ug/L	2.0	0.81	1		03/04/22 20:56	87-61-6	
1,2,4-Trichlorobenzene	ND	ug/L	2.0	0.64	1		03/04/22 20:56	120-82-1	
1,1,1-Trichloroethane	ND	ug/L	0.50	0.33	1		03/04/22 20:56	71-55-6	
1,1,2-Trichloroethane	ND	ug/L	0.50	0.32	1		03/04/22 20:56	79-00-5	
Trichloroethene	ND	ug/L	0.50	0.38	1		03/04/22 20:56	79-01-6	
Trichlorofluoromethane	ND	ug/L	1.0	0.30	1		03/04/22 20:56	75-69-4	
1,2,3-Trichloropropane	ND	ug/L	0.50	0.26	1		03/04/22 20:56	96-18-4	
1,2,4-Trimethylbenzene	ND	ug/L	0.50	0.50	1		03/04/22 20:56	95-63-6	
1,3,5-Trimethylbenzene	ND	ug/L	0.50	0.33	1		03/04/22 20:56	108-67-8	
Vinyl chloride	ND	ug/L	1.0	0.39	1		03/04/22 20:56	75-01-4	
m&p-Xylene	ND	ug/L	1.0	0.71	1		03/04/22 20:56	179601-23-1	
o-Xylene	ND	ug/L	0.50	0.34	1		03/04/22 20:56	95-47-6	
Surrogates									
1,2-Dichloroethane-d4 (S)	101	%	70-130		1		03/04/22 20:56	17060-07-0	
4-Bromofluorobenzene (S)	101	%	70-130		1		03/04/22 20:56	460-00-4	
Toluene-d8 (S)	99	%	70-130		1		03/04/22 20:56	2037-26-5	

This report shall not be reproduced, except in full,
without the written consent of Pace Analytical Services, LLC.

Pace Analytical Services, LLC
9800 Kincey Ave. Suite 100
Huntersville, NC 28078
(704)875-9092

ANALYTICAL RESULTS

Project: CPC Huntersville-60674226
Pace Project No.: 92591327

Sample: EB-2-20220303 **Lab ID: 92591327020** Collected: 03/03/22 14:30 Received: 03/03/22 15:30 Matrix: Water

Parameters	Results	Units	Report Limit	MDL	DF	Prepared	Analyzed	CAS No.	Qual
VPH NC Water	Analytical Method: MADEP VPH								
	Pace Analytical Services - Charlotte								
Total VPH (C5-C12)	ND	ug/L	50.0	50.0	1		03/07/22 23:36		N2
Aliphatic (C05-C08)	ND	ug/L	50.0	50.0	1		03/07/22 23:36		N2
Aliphatic(C09-C12) Adjusted	ND	ug/L	50.0	50.0	1		03/07/22 23:36		N2
Aromatic (C09-C10)	ND	ug/L	50.0	50.0	1		03/07/22 23:36		N2
Surrogates									
4-Bromofluorobenzene (FID) (S)	97	%	70-130		1		03/07/22 23:36	460-00-4	
4-Bromofluorobenzene (PID) (S)	84	%	70-130		1		03/07/22 23:36	460-00-4	
6200B MSV	Analytical Method: SM 6200B								
	Pace Analytical Services - Charlotte								
Benzene	ND	ug/L	0.50	0.34	1		03/04/22 18:47	71-43-2	
Bromobenzene	ND	ug/L	0.50	0.29	1		03/04/22 18:47	108-86-1	
Bromochloromethane	ND	ug/L	0.50	0.47	1		03/04/22 18:47	74-97-5	
Bromodichloromethane	ND	ug/L	0.50	0.31	1		03/04/22 18:47	75-27-4	
Bromoform	ND	ug/L	0.50	0.34	1		03/04/22 18:47	75-25-2	
Bromomethane	ND	ug/L	5.0	1.7	1		03/04/22 18:47	74-83-9	
n-Butylbenzene	ND	ug/L	0.50	0.49	1		03/04/22 18:47	104-51-8	
sec-Butylbenzene	ND	ug/L	0.50	0.40	1		03/04/22 18:47	135-98-8	
tert-Butylbenzene	ND	ug/L	0.50	0.32	1		03/04/22 18:47	98-06-6	
Carbon tetrachloride	ND	ug/L	0.50	0.33	1		03/04/22 18:47	56-23-5	
Chlorobenzene	ND	ug/L	0.50	0.28	1		03/04/22 18:47	108-90-7	
Chloroethane	ND	ug/L	1.0	0.65	1		03/04/22 18:47	75-00-3	
Chloroform	ND	ug/L	0.50	0.35	1		03/04/22 18:47	67-66-3	
Chloromethane	ND	ug/L	1.0	0.54	1		03/04/22 18:47	74-87-3	
2-Chlorotoluene	ND	ug/L	0.50	0.32	1		03/04/22 18:47	95-49-8	
4-Chlorotoluene	ND	ug/L	0.50	0.32	1		03/04/22 18:47	106-43-4	
1,2-Dibromo-3-chloropropane	ND	ug/L	1.0	0.34	1		03/04/22 18:47	96-12-8	
Dibromochloromethane	ND	ug/L	0.50	0.36	1		03/04/22 18:47	124-48-1	
1,2-Dibromoethane (EDB)	ND	ug/L	0.50	0.27	1		03/04/22 18:47	106-93-4	
Dibromomethane	ND	ug/L	0.50	0.39	1		03/04/22 18:47	74-95-3	
1,2-Dichlorobenzene	ND	ug/L	0.50	0.34	1		03/04/22 18:47	95-50-1	
1,3-Dichlorobenzene	ND	ug/L	0.50	0.34	1		03/04/22 18:47	541-73-1	
1,4-Dichlorobenzene	ND	ug/L	0.50	0.33	1		03/04/22 18:47	106-46-7	
Dichlorodifluoromethane	ND	ug/L	0.50	0.35	1		03/04/22 18:47	75-71-8	
1,1-Dichloroethane	ND	ug/L	0.50	0.37	1		03/04/22 18:47	75-34-3	
1,2-Dichloroethane	ND	ug/L	0.50	0.32	1		03/04/22 18:47	107-06-2	
1,1-Dichloroethene	ND	ug/L	0.50	0.35	1		03/04/22 18:47	75-35-4	
cis-1,2-Dichloroethene	ND	ug/L	0.50	0.38	1		03/04/22 18:47	156-59-2	
trans-1,2-Dichloroethene	ND	ug/L	0.50	0.40	1		03/04/22 18:47	156-60-5	
1,2-Dichloropropane	ND	ug/L	0.50	0.36	1		03/04/22 18:47	78-87-5	
1,3-Dichloropropane	ND	ug/L	0.50	0.28	1		03/04/22 18:47	142-28-9	
2,2-Dichloropropane	ND	ug/L	0.50	0.39	1		03/04/22 18:47	594-20-7	
1,1-Dichloropropene	ND	ug/L	0.50	0.43	1		03/04/22 18:47	563-58-6	
cis-1,3-Dichloropropene	ND	ug/L	0.50	0.36	1		03/04/22 18:47	10061-01-5	
trans-1,3-Dichloropropene	ND	ug/L	0.50	0.36	1		03/04/22 18:47	10061-02-6	

This report shall not be reproduced, except in full,
without the written consent of Pace Analytical Services, LLC.

Pace Analytical Services, LLC
9800 Kincey Ave. Suite 100
Huntersville, NC 28078
(704)875-9092

ANALYTICAL RESULTS

Project: CPC Huntersville-60674226
Pace Project No.: 92591327

Sample: EB-2-20220303 **Lab ID: 92591327020** Collected: 03/03/22 14:30 Received: 03/03/22 15:30 Matrix: Water

Parameters	Results	Units	Report Limit	MDL	DF	Prepared	Analyzed	CAS No.	Qual
6200B MSV	Analytical Method: SM 6200B								
	Pace Analytical Services - Charlotte								
Diisopropyl ether	ND	ug/L	0.50	0.31	1		03/04/22 18:47	108-20-3	
Ethylbenzene	ND	ug/L	0.50	0.30	1		03/04/22 18:47	100-41-4	
Hexachloro-1,3-butadiene	ND	ug/L	2.0	1.5	1		03/04/22 18:47	87-68-3	
Isopropylbenzene (Cumene)	ND	ug/L	0.50	0.33	1		03/04/22 18:47	98-82-8	
Methylene Chloride	ND	ug/L	2.0	2.0	1		03/04/22 18:47	75-09-2	
Methyl-tert-butyl ether	ND	ug/L	0.50	0.42	1		03/04/22 18:47	1634-04-4	
Naphthalene	ND	ug/L	2.0	0.64	1		03/04/22 18:47	91-20-3	
n-Propylbenzene	ND	ug/L	0.50	0.34	1		03/04/22 18:47	103-65-1	
Styrene	ND	ug/L	0.50	0.29	1		03/04/22 18:47	100-42-5	
1,1,1,2-Tetrachloroethane	ND	ug/L	0.50	0.31	1		03/04/22 18:47	630-20-6	
1,1,2,2-Tetrachloroethane	ND	ug/L	0.50	0.22	1		03/04/22 18:47	79-34-5	
Tetrachloroethene	ND	ug/L	0.50	0.29	1		03/04/22 18:47	127-18-4	
Toluene	ND	ug/L	0.50	0.48	1		03/04/22 18:47	108-88-3	
1,2,3-Trichlorobenzene	ND	ug/L	2.0	0.81	1		03/04/22 18:47	87-61-6	
1,2,4-Trichlorobenzene	ND	ug/L	2.0	0.64	1		03/04/22 18:47	120-82-1	
1,1,1-Trichloroethane	ND	ug/L	0.50	0.33	1		03/04/22 18:47	71-55-6	
1,1,2-Trichloroethane	ND	ug/L	0.50	0.32	1		03/04/22 18:47	79-00-5	
Trichloroethene	ND	ug/L	0.50	0.38	1		03/04/22 18:47	79-01-6	
Trichlorofluoromethane	ND	ug/L	1.0	0.30	1		03/04/22 18:47	75-69-4	
1,2,3-Trichloropropane	ND	ug/L	0.50	0.26	1		03/04/22 18:47	96-18-4	
1,2,4-Trimethylbenzene	ND	ug/L	0.50	0.50	1		03/04/22 18:47	95-63-6	
1,3,5-Trimethylbenzene	ND	ug/L	0.50	0.33	1		03/04/22 18:47	108-67-8	
Vinyl chloride	ND	ug/L	1.0	0.39	1		03/04/22 18:47	75-01-4	
m&p-Xylene	ND	ug/L	1.0	0.71	1		03/04/22 18:47	179601-23-1	
o-Xylene	ND	ug/L	0.50	0.34	1		03/04/22 18:47	95-47-6	
Surrogates									
1,2-Dichloroethane-d4 (S)	98	%	70-130		1		03/04/22 18:47	17060-07-0	
4-Bromofluorobenzene (S)	101	%	70-130		1		03/04/22 18:47	460-00-4	
Toluene-d8 (S)	98	%	70-130		1		03/04/22 18:47	2037-26-5	

This report shall not be reproduced, except in full,
without the written consent of Pace Analytical Services, LLC.

Pace Analytical Services, LLC
9800 Kincey Ave. Suite 100
Huntersville, NC 28078
(704)875-9092

ANALYTICAL RESULTS

Project: CPC Huntersville-60674226
Pace Project No.: 92591327

Sample: FB-2-20220303 **Lab ID: 92591327021** Collected: 03/03/22 14:30 Received: 03/03/22 15:30 Matrix: Water

Parameters	Results	Units	Report Limit	MDL	DF	Prepared	Analyzed	CAS No.	Qual
VPH NC Water	Analytical Method: MADEP VPH								
	Pace Analytical Services - Charlotte								
Total VPH (C5-C12)	ND	ug/L	50.0	50.0	1		03/08/22 00:05		N2
Aliphatic (C05-C08)	ND	ug/L	50.0	50.0	1		03/08/22 00:05		N2
Aliphatic(C09-C12) Adjusted	ND	ug/L	50.0	50.0	1		03/08/22 00:05		N2
Aromatic (C09-C10)	ND	ug/L	50.0	50.0	1		03/08/22 00:05		N2
Surrogates									
4-Bromofluorobenzene (FID) (S)	96	%	70-130		1		03/08/22 00:05	460-00-4	
4-Bromofluorobenzene (PID) (S)	82	%	70-130		1		03/08/22 00:05	460-00-4	
6200B MSV	Analytical Method: SM 6200B								
	Pace Analytical Services - Charlotte								
Benzene	ND	ug/L	0.50	0.34	1		03/04/22 19:06	71-43-2	
Bromobenzene	ND	ug/L	0.50	0.29	1		03/04/22 19:06	108-86-1	
Bromochloromethane	ND	ug/L	0.50	0.47	1		03/04/22 19:06	74-97-5	
Bromodichloromethane	ND	ug/L	0.50	0.31	1		03/04/22 19:06	75-27-4	
Bromoform	ND	ug/L	0.50	0.34	1		03/04/22 19:06	75-25-2	
Bromomethane	ND	ug/L	5.0	1.7	1		03/04/22 19:06	74-83-9	
n-Butylbenzene	ND	ug/L	0.50	0.49	1		03/04/22 19:06	104-51-8	
sec-Butylbenzene	ND	ug/L	0.50	0.40	1		03/04/22 19:06	135-98-8	
tert-Butylbenzene	ND	ug/L	0.50	0.32	1		03/04/22 19:06	98-06-6	
Carbon tetrachloride	ND	ug/L	0.50	0.33	1		03/04/22 19:06	56-23-5	
Chlorobenzene	ND	ug/L	0.50	0.28	1		03/04/22 19:06	108-90-7	
Chloroethane	ND	ug/L	1.0	0.65	1		03/04/22 19:06	75-00-3	
Chloroform	ND	ug/L	0.50	0.35	1		03/04/22 19:06	67-66-3	
Chloromethane	ND	ug/L	1.0	0.54	1		03/04/22 19:06	74-87-3	
2-Chlorotoluene	ND	ug/L	0.50	0.32	1		03/04/22 19:06	95-49-8	
4-Chlorotoluene	ND	ug/L	0.50	0.32	1		03/04/22 19:06	106-43-4	
1,2-Dibromo-3-chloropropane	ND	ug/L	1.0	0.34	1		03/04/22 19:06	96-12-8	
Dibromochloromethane	ND	ug/L	0.50	0.36	1		03/04/22 19:06	124-48-1	
1,2-Dibromoethane (EDB)	ND	ug/L	0.50	0.27	1		03/04/22 19:06	106-93-4	
Dibromomethane	ND	ug/L	0.50	0.39	1		03/04/22 19:06	74-95-3	
1,2-Dichlorobenzene	ND	ug/L	0.50	0.34	1		03/04/22 19:06	95-50-1	
1,3-Dichlorobenzene	ND	ug/L	0.50	0.34	1		03/04/22 19:06	541-73-1	
1,4-Dichlorobenzene	ND	ug/L	0.50	0.33	1		03/04/22 19:06	106-46-7	
Dichlorodifluoromethane	ND	ug/L	0.50	0.35	1		03/04/22 19:06	75-71-8	
1,1-Dichloroethane	ND	ug/L	0.50	0.37	1		03/04/22 19:06	75-34-3	
1,2-Dichloroethane	ND	ug/L	0.50	0.32	1		03/04/22 19:06	107-06-2	
1,1-Dichloroethene	ND	ug/L	0.50	0.35	1		03/04/22 19:06	75-35-4	
cis-1,2-Dichloroethene	ND	ug/L	0.50	0.38	1		03/04/22 19:06	156-59-2	
trans-1,2-Dichloroethene	ND	ug/L	0.50	0.40	1		03/04/22 19:06	156-60-5	
1,2-Dichloropropane	ND	ug/L	0.50	0.36	1		03/04/22 19:06	78-87-5	
1,3-Dichloropropane	ND	ug/L	0.50	0.28	1		03/04/22 19:06	142-28-9	
2,2-Dichloropropane	ND	ug/L	0.50	0.39	1		03/04/22 19:06	594-20-7	
1,1-Dichloropropene	ND	ug/L	0.50	0.43	1		03/04/22 19:06	563-58-6	
cis-1,3-Dichloropropene	ND	ug/L	0.50	0.36	1		03/04/22 19:06	10061-01-5	
trans-1,3-Dichloropropene	ND	ug/L	0.50	0.36	1		03/04/22 19:06	10061-02-6	

This report shall not be reproduced, except in full,
without the written consent of Pace Analytical Services, LLC.

Pace Analytical Services, LLC
9800 Kincey Ave. Suite 100
Huntersville, NC 28078
(704)875-9092

ANALYTICAL RESULTS

Project: CPC Huntersville-60674226
Pace Project No.: 92591327

Sample: FB-2-20220303 **Lab ID: 92591327021** Collected: 03/03/22 14:30 Received: 03/03/22 15:30 Matrix: Water

Parameters	Results	Units	Report Limit	MDL	DF	Prepared	Analyzed	CAS No.	Qual
6200B MSV	Analytical Method: SM 6200B								
	Pace Analytical Services - Charlotte								
Diisopropyl ether	ND	ug/L	0.50	0.31	1		03/04/22 19:06	108-20-3	
Ethylbenzene	ND	ug/L	0.50	0.30	1		03/04/22 19:06	100-41-4	
Hexachloro-1,3-butadiene	ND	ug/L	2.0	1.5	1		03/04/22 19:06	87-68-3	
Isopropylbenzene (Cumene)	ND	ug/L	0.50	0.33	1		03/04/22 19:06	98-82-8	
Methylene Chloride	ND	ug/L	2.0	2.0	1		03/04/22 19:06	75-09-2	
Methyl-tert-butyl ether	ND	ug/L	0.50	0.42	1		03/04/22 19:06	1634-04-4	
Naphthalene	ND	ug/L	2.0	0.64	1		03/04/22 19:06	91-20-3	
n-Propylbenzene	ND	ug/L	0.50	0.34	1		03/04/22 19:06	103-65-1	
Styrene	ND	ug/L	0.50	0.29	1		03/04/22 19:06	100-42-5	
1,1,1,2-Tetrachloroethane	ND	ug/L	0.50	0.31	1		03/04/22 19:06	630-20-6	
1,1,2,2-Tetrachloroethane	ND	ug/L	0.50	0.22	1		03/04/22 19:06	79-34-5	
Tetrachloroethene	ND	ug/L	0.50	0.29	1		03/04/22 19:06	127-18-4	
Toluene	ND	ug/L	0.50	0.48	1		03/04/22 19:06	108-88-3	
1,2,3-Trichlorobenzene	ND	ug/L	2.0	0.81	1		03/04/22 19:06	87-61-6	
1,2,4-Trichlorobenzene	ND	ug/L	2.0	0.64	1		03/04/22 19:06	120-82-1	
1,1,1-Trichloroethane	ND	ug/L	0.50	0.33	1		03/04/22 19:06	71-55-6	
1,1,2-Trichloroethane	ND	ug/L	0.50	0.32	1		03/04/22 19:06	79-00-5	
Trichloroethene	ND	ug/L	0.50	0.38	1		03/04/22 19:06	79-01-6	
Trichlorofluoromethane	ND	ug/L	1.0	0.30	1		03/04/22 19:06	75-69-4	
1,2,3-Trichloropropane	ND	ug/L	0.50	0.26	1		03/04/22 19:06	96-18-4	
1,2,4-Trimethylbenzene	ND	ug/L	0.50	0.50	1		03/04/22 19:06	95-63-6	
1,3,5-Trimethylbenzene	ND	ug/L	0.50	0.33	1		03/04/22 19:06	108-67-8	
Vinyl chloride	ND	ug/L	1.0	0.39	1		03/04/22 19:06	75-01-4	
m&p-Xylene	ND	ug/L	1.0	0.71	1		03/04/22 19:06	179601-23-1	
o-Xylene	ND	ug/L	0.50	0.34	1		03/04/22 19:06	95-47-6	
Surrogates									
1,2-Dichloroethane-d4 (S)	98	%	70-130		1		03/04/22 19:06	17060-07-0	
4-Bromofluorobenzene (S)	101	%	70-130		1		03/04/22 19:06	460-00-4	
Toluene-d8 (S)	99	%	70-130		1		03/04/22 19:06	2037-26-5	

This report shall not be reproduced, except in full,
without the written consent of Pace Analytical Services, LLC.

Pace Analytical Services, LLC
9800 Kincey Ave. Suite 100
Huntersville, NC 28078
(704)875-9092

ANALYTICAL RESULTS

Project: CPC Huntersville-60674226
Pace Project No.: 92591327

Sample: TRIP BLANK 1 **Lab ID: 92591327022** Collected: 03/03/22 00:00 Received: 03/03/22 15:30 Matrix: Water

Parameters	Results	Units	Report Limit	MDL	DF	Prepared	Analyzed	CAS No.	Qual
6200B MSV	Analytical Method: SM 6200B								
	Pace Analytical Services - Charlotte								
Benzene	ND	ug/L	0.50	0.34	1		03/04/22 19:24	71-43-2	
Bromobenzene	ND	ug/L	0.50	0.29	1		03/04/22 19:24	108-86-1	
Bromochloromethane	ND	ug/L	0.50	0.47	1		03/04/22 19:24	74-97-5	
Bromodichloromethane	ND	ug/L	0.50	0.31	1		03/04/22 19:24	75-27-4	
Bromoform	ND	ug/L	0.50	0.34	1		03/04/22 19:24	75-25-2	
Bromomethane	ND	ug/L	5.0	1.7	1		03/04/22 19:24	74-83-9	
n-Butylbenzene	ND	ug/L	0.50	0.49	1		03/04/22 19:24	104-51-8	
sec-Butylbenzene	ND	ug/L	0.50	0.40	1		03/04/22 19:24	135-98-8	
tert-Butylbenzene	ND	ug/L	0.50	0.32	1		03/04/22 19:24	98-06-6	
Carbon tetrachloride	ND	ug/L	0.50	0.33	1		03/04/22 19:24	56-23-5	
Chlorobenzene	ND	ug/L	0.50	0.28	1		03/04/22 19:24	108-90-7	
Chloroethane	ND	ug/L	1.0	0.65	1		03/04/22 19:24	75-00-3	
Chloroform	ND	ug/L	0.50	0.35	1		03/04/22 19:24	67-66-3	
Chloromethane	ND	ug/L	1.0	0.54	1		03/04/22 19:24	74-87-3	
2-Chlorotoluene	ND	ug/L	0.50	0.32	1		03/04/22 19:24	95-49-8	
4-Chlorotoluene	ND	ug/L	0.50	0.32	1		03/04/22 19:24	106-43-4	
1,2-Dibromo-3-chloropropane	ND	ug/L	1.0	0.34	1		03/04/22 19:24	96-12-8	
Dibromochloromethane	ND	ug/L	0.50	0.36	1		03/04/22 19:24	124-48-1	
1,2-Dibromoethane (EDB)	ND	ug/L	0.50	0.27	1		03/04/22 19:24	106-93-4	
Dibromomethane	ND	ug/L	0.50	0.39	1		03/04/22 19:24	74-95-3	
1,2-Dichlorobenzene	ND	ug/L	0.50	0.34	1		03/04/22 19:24	95-50-1	
1,3-Dichlorobenzene	ND	ug/L	0.50	0.34	1		03/04/22 19:24	541-73-1	
1,4-Dichlorobenzene	ND	ug/L	0.50	0.33	1		03/04/22 19:24	106-46-7	
Dichlorodifluoromethane	ND	ug/L	0.50	0.35	1		03/04/22 19:24	75-71-8	
1,1-Dichloroethane	ND	ug/L	0.50	0.37	1		03/04/22 19:24	75-34-3	
1,2-Dichloroethane	ND	ug/L	0.50	0.32	1		03/04/22 19:24	107-06-2	
1,1-Dichloroethene	ND	ug/L	0.50	0.35	1		03/04/22 19:24	75-35-4	
cis-1,2-Dichloroethene	ND	ug/L	0.50	0.38	1		03/04/22 19:24	156-59-2	
trans-1,2-Dichloroethene	ND	ug/L	0.50	0.40	1		03/04/22 19:24	156-60-5	
1,2-Dichloropropane	ND	ug/L	0.50	0.36	1		03/04/22 19:24	78-87-5	
1,3-Dichloropropane	ND	ug/L	0.50	0.28	1		03/04/22 19:24	142-28-9	
2,2-Dichloropropane	ND	ug/L	0.50	0.39	1		03/04/22 19:24	594-20-7	
1,1-Dichloropropene	ND	ug/L	0.50	0.43	1		03/04/22 19:24	563-58-6	
cis-1,3-Dichloropropene	ND	ug/L	0.50	0.36	1		03/04/22 19:24	10061-01-5	
trans-1,3-Dichloropropene	ND	ug/L	0.50	0.36	1		03/04/22 19:24	10061-02-6	
Diisopropyl ether	ND	ug/L	0.50	0.31	1		03/04/22 19:24	108-20-3	
Ethylbenzene	ND	ug/L	0.50	0.30	1		03/04/22 19:24	100-41-4	
Hexachloro-1,3-butadiene	ND	ug/L	2.0	1.5	1		03/04/22 19:24	87-68-3	
Isopropylbenzene (Cumene)	ND	ug/L	0.50	0.33	1		03/04/22 19:24	98-82-8	
Methylene Chloride	ND	ug/L	2.0	2.0	1		03/04/22 19:24	75-09-2	
Methyl-tert-butyl ether	ND	ug/L	0.50	0.42	1		03/04/22 19:24	1634-04-4	
Naphthalene	ND	ug/L	2.0	0.64	1		03/04/22 19:24	91-20-3	
n-Propylbenzene	ND	ug/L	0.50	0.34	1		03/04/22 19:24	103-65-1	
Styrene	ND	ug/L	0.50	0.29	1		03/04/22 19:24	100-42-5	
1,1,1,2-Tetrachloroethane	ND	ug/L	0.50	0.31	1		03/04/22 19:24	630-20-6	

This report shall not be reproduced, except in full,
without the written consent of Pace Analytical Services, LLC.

Pace Analytical Services, LLC
9800 Kincey Ave. Suite 100
Huntersville, NC 28078
(704)875-9092

ANALYTICAL RESULTS

Project: CPC Huntersville-60674226
Pace Project No.: 92591327

Sample: TRIP BLANK 1 **Lab ID: 92591327022** Collected: 03/03/22 00:00 Received: 03/03/22 15:30 Matrix: Water

Parameters	Results	Units	Report Limit	MDL	DF	Prepared	Analyzed	CAS No.	Qual
6200B MSV	Analytical Method: SM 6200B								
	Pace Analytical Services - Charlotte								
1,1,2,2-Tetrachloroethane	ND	ug/L	0.50	0.22	1		03/04/22 19:24	79-34-5	
Tetrachloroethene	ND	ug/L	0.50	0.29	1		03/04/22 19:24	127-18-4	
Toluene	ND	ug/L	0.50	0.48	1		03/04/22 19:24	108-88-3	
1,2,3-Trichlorobenzene	ND	ug/L	2.0	0.81	1		03/04/22 19:24	87-61-6	
1,2,4-Trichlorobenzene	ND	ug/L	2.0	0.64	1		03/04/22 19:24	120-82-1	
1,1,1-Trichloroethane	ND	ug/L	0.50	0.33	1		03/04/22 19:24	71-55-6	
1,1,2-Trichloroethane	ND	ug/L	0.50	0.32	1		03/04/22 19:24	79-00-5	
Trichloroethene	ND	ug/L	0.50	0.38	1		03/04/22 19:24	79-01-6	
Trichlorofluoromethane	ND	ug/L	1.0	0.30	1		03/04/22 19:24	75-69-4	
1,2,3-Trichloropropane	ND	ug/L	0.50	0.26	1		03/04/22 19:24	96-18-4	
1,2,4-Trimethylbenzene	ND	ug/L	0.50	0.50	1		03/04/22 19:24	95-63-6	
1,3,5-Trimethylbenzene	ND	ug/L	0.50	0.33	1		03/04/22 19:24	108-67-8	
Vinyl chloride	ND	ug/L	1.0	0.39	1		03/04/22 19:24	75-01-4	
m&p-Xylene	ND	ug/L	1.0	0.71	1		03/04/22 19:24	179601-23-1	
o-Xylene	ND	ug/L	0.50	0.34	1		03/04/22 19:24	95-47-6	
Surrogates									
1,2-Dichloroethane-d4 (S)	99	%	70-130		1		03/04/22 19:24	17060-07-0	
4-Bromofluorobenzene (S)	99	%	70-130		1		03/04/22 19:24	460-00-4	
Toluene-d8 (S)	101	%	70-130		1		03/04/22 19:24	2037-26-5	

This report shall not be reproduced, except in full,
without the written consent of Pace Analytical Services, LLC.

Pace Analytical Services, LLC
9800 Kincey Ave. Suite 100
Huntersville, NC 28078
(704)875-9092

ANALYTICAL RESULTS

Project: CPC Huntersville-60674226
Pace Project No.: 92591327

Sample: TRIP BLANK 2 **Lab ID: 92591327023** Collected: 03/03/22 00:00 Received: 03/03/22 15:30 Matrix: Water

Parameters	Results	Units	Report Limit	MDL	DF	Prepared	Analyzed	CAS No.	Qual
6200B MSV	Analytical Method: SM 6200B								
	Pace Analytical Services - Charlotte								
Benzene	ND	ug/L	0.50	0.34	1		03/04/22 19:43	71-43-2	
Bromobenzene	ND	ug/L	0.50	0.29	1		03/04/22 19:43	108-86-1	
Bromochloromethane	ND	ug/L	0.50	0.47	1		03/04/22 19:43	74-97-5	
Bromodichloromethane	ND	ug/L	0.50	0.31	1		03/04/22 19:43	75-27-4	
Bromoform	ND	ug/L	0.50	0.34	1		03/04/22 19:43	75-25-2	
Bromomethane	ND	ug/L	5.0	1.7	1		03/04/22 19:43	74-83-9	
n-Butylbenzene	ND	ug/L	0.50	0.49	1		03/04/22 19:43	104-51-8	
sec-Butylbenzene	ND	ug/L	0.50	0.40	1		03/04/22 19:43	135-98-8	
tert-Butylbenzene	ND	ug/L	0.50	0.32	1		03/04/22 19:43	98-06-6	
Carbon tetrachloride	ND	ug/L	0.50	0.33	1		03/04/22 19:43	56-23-5	
Chlorobenzene	ND	ug/L	0.50	0.28	1		03/04/22 19:43	108-90-7	
Chloroethane	ND	ug/L	1.0	0.65	1		03/04/22 19:43	75-00-3	
Chloroform	ND	ug/L	0.50	0.35	1		03/04/22 19:43	67-66-3	
Chloromethane	ND	ug/L	1.0	0.54	1		03/04/22 19:43	74-87-3	
2-Chlorotoluene	ND	ug/L	0.50	0.32	1		03/04/22 19:43	95-49-8	
4-Chlorotoluene	ND	ug/L	0.50	0.32	1		03/04/22 19:43	106-43-4	
1,2-Dibromo-3-chloropropane	ND	ug/L	1.0	0.34	1		03/04/22 19:43	96-12-8	
Dibromochloromethane	ND	ug/L	0.50	0.36	1		03/04/22 19:43	124-48-1	
1,2-Dibromoethane (EDB)	ND	ug/L	0.50	0.27	1		03/04/22 19:43	106-93-4	
Dibromomethane	ND	ug/L	0.50	0.39	1		03/04/22 19:43	74-95-3	
1,2-Dichlorobenzene	ND	ug/L	0.50	0.34	1		03/04/22 19:43	95-50-1	
1,3-Dichlorobenzene	ND	ug/L	0.50	0.34	1		03/04/22 19:43	541-73-1	
1,4-Dichlorobenzene	ND	ug/L	0.50	0.33	1		03/04/22 19:43	106-46-7	
Dichlorodifluoromethane	ND	ug/L	0.50	0.35	1		03/04/22 19:43	75-71-8	
1,1-Dichloroethane	ND	ug/L	0.50	0.37	1		03/04/22 19:43	75-34-3	
1,2-Dichloroethane	ND	ug/L	0.50	0.32	1		03/04/22 19:43	107-06-2	
1,1-Dichloroethene	ND	ug/L	0.50	0.35	1		03/04/22 19:43	75-35-4	
cis-1,2-Dichloroethene	ND	ug/L	0.50	0.38	1		03/04/22 19:43	156-59-2	
trans-1,2-Dichloroethene	ND	ug/L	0.50	0.40	1		03/04/22 19:43	156-60-5	
1,2-Dichloropropane	ND	ug/L	0.50	0.36	1		03/04/22 19:43	78-87-5	
1,3-Dichloropropane	ND	ug/L	0.50	0.28	1		03/04/22 19:43	142-28-9	
2,2-Dichloropropane	ND	ug/L	0.50	0.39	1		03/04/22 19:43	594-20-7	
1,1-Dichloropropene	ND	ug/L	0.50	0.43	1		03/04/22 19:43	563-58-6	
cis-1,3-Dichloropropene	ND	ug/L	0.50	0.36	1		03/04/22 19:43	10061-01-5	
trans-1,3-Dichloropropene	ND	ug/L	0.50	0.36	1		03/04/22 19:43	10061-02-6	
Diisopropyl ether	ND	ug/L	0.50	0.31	1		03/04/22 19:43	108-20-3	
Ethylbenzene	ND	ug/L	0.50	0.30	1		03/04/22 19:43	100-41-4	
Hexachloro-1,3-butadiene	ND	ug/L	2.0	1.5	1		03/04/22 19:43	87-68-3	
Isopropylbenzene (Cumene)	ND	ug/L	0.50	0.33	1		03/04/22 19:43	98-82-8	
Methylene Chloride	ND	ug/L	2.0	2.0	1		03/04/22 19:43	75-09-2	
Methyl-tert-butyl ether	ND	ug/L	0.50	0.42	1		03/04/22 19:43	1634-04-4	
Naphthalene	ND	ug/L	2.0	0.64	1		03/04/22 19:43	91-20-3	
n-Propylbenzene	ND	ug/L	0.50	0.34	1		03/04/22 19:43	103-65-1	
Styrene	ND	ug/L	0.50	0.29	1		03/04/22 19:43	100-42-5	
1,1,1,2-Tetrachloroethane	ND	ug/L	0.50	0.31	1		03/04/22 19:43	630-20-6	

This report shall not be reproduced, except in full,
without the written consent of Pace Analytical Services, LLC.

Pace Analytical Services, LLC
9800 Kincey Ave. Suite 100
Huntersville, NC 28078
(704)875-9092

ANALYTICAL RESULTS

Project: CPC Huntersville-60674226
Pace Project No.: 92591327

Sample: TRIP BLANK 2 **Lab ID: 92591327023** Collected: 03/03/22 00:00 Received: 03/03/22 15:30 Matrix: Water

Parameters	Results	Units	Report Limit	MDL	DF	Prepared	Analyzed	CAS No.	Qual
6200B MSV	Analytical Method: SM 6200B								
	Pace Analytical Services - Charlotte								
1,1,2,2-Tetrachloroethane	ND	ug/L	0.50	0.22	1		03/04/22 19:43	79-34-5	
Tetrachloroethene	ND	ug/L	0.50	0.29	1		03/04/22 19:43	127-18-4	
Toluene	ND	ug/L	0.50	0.48	1		03/04/22 19:43	108-88-3	
1,2,3-Trichlorobenzene	ND	ug/L	2.0	0.81	1		03/04/22 19:43	87-61-6	
1,2,4-Trichlorobenzene	ND	ug/L	2.0	0.64	1		03/04/22 19:43	120-82-1	
1,1,1-Trichloroethane	ND	ug/L	0.50	0.33	1		03/04/22 19:43	71-55-6	
1,1,2-Trichloroethane	ND	ug/L	0.50	0.32	1		03/04/22 19:43	79-00-5	
Trichloroethene	ND	ug/L	0.50	0.38	1		03/04/22 19:43	79-01-6	
Trichlorofluoromethane	ND	ug/L	1.0	0.30	1		03/04/22 19:43	75-69-4	
1,2,3-Trichloropropane	ND	ug/L	0.50	0.26	1		03/04/22 19:43	96-18-4	
1,2,4-Trimethylbenzene	ND	ug/L	0.50	0.50	1		03/04/22 19:43	95-63-6	
1,3,5-Trimethylbenzene	ND	ug/L	0.50	0.33	1		03/04/22 19:43	108-67-8	
Vinyl chloride	ND	ug/L	1.0	0.39	1		03/04/22 19:43	75-01-4	
m&p-Xylene	ND	ug/L	1.0	0.71	1		03/04/22 19:43	179601-23-1	
o-Xylene	ND	ug/L	0.50	0.34	1		03/04/22 19:43	95-47-6	
Surrogates									
1,2-Dichloroethane-d4 (S)	99	%	70-130		1		03/04/22 19:43	17060-07-0	
4-Bromofluorobenzene (S)	98	%	70-130		1		03/04/22 19:43	460-00-4	
Toluene-d8 (S)	99	%	70-130		1		03/04/22 19:43	2037-26-5	

This report shall not be reproduced, except in full,
without the written consent of Pace Analytical Services, LLC.

Pace Analytical Services, LLC
9800 Kincey Ave. Suite 100
Huntersville, NC 28078
(704)875-9092

ANALYTICAL RESULTS

Project: CPC Huntersville-60674226
Pace Project No.: 92591327

Sample: EB-1-20220303 **Lab ID: 92591327024** Collected: 03/03/22 14:50 Received: 03/03/22 15:30 Matrix: Water

Parameters	Results	Units	Report Limit	MDL	DF	Prepared	Analyzed	CAS No.	Qual
VPH NC Water	Analytical Method: MADEP VPH								
	Pace Analytical Services - Charlotte								
Total VPH (C5-C12)	ND	ug/L	50.0	50.0	1		03/08/22 00:34		N2
Aliphatic (C05-C08)	ND	ug/L	50.0	50.0	1		03/08/22 00:34		N2
Aliphatic(C09-C12) Adjusted	ND	ug/L	50.0	50.0	1		03/08/22 00:34		N2
Aromatic (C09-C10)	ND	ug/L	50.0	50.0	1		03/08/22 00:34		N2
Surrogates									
4-Bromofluorobenzene (FID) (S)	100	%	70-130		1		03/08/22 00:34	460-00-4	
4-Bromofluorobenzene (PID) (S)	86	%	70-130		1		03/08/22 00:34	460-00-4	
6020 MET ICPMS	Analytical Method: EPA 6020B Preparation Method: EPA 3010A								
	Pace Analytical Services - Asheville								
Lead	ND	ug/L	5.0	0.077	1	03/05/22 11:43	03/08/22 17:10	7439-92-1	
6200B MSV	Analytical Method: SM 6200B								
	Pace Analytical Services - Charlotte								
Benzene	ND	ug/L	0.50	0.34	1		03/04/22 20:01	71-43-2	
Bromobenzene	ND	ug/L	0.50	0.29	1		03/04/22 20:01	108-86-1	
Bromochloromethane	ND	ug/L	0.50	0.47	1		03/04/22 20:01	74-97-5	
Bromodichloromethane	ND	ug/L	0.50	0.31	1		03/04/22 20:01	75-27-4	
Bromoform	ND	ug/L	0.50	0.34	1		03/04/22 20:01	75-25-2	
Bromomethane	ND	ug/L	5.0	1.7	1		03/04/22 20:01	74-83-9	
n-Butylbenzene	ND	ug/L	0.50	0.49	1		03/04/22 20:01	104-51-8	
sec-Butylbenzene	ND	ug/L	0.50	0.40	1		03/04/22 20:01	135-98-8	
tert-Butylbenzene	ND	ug/L	0.50	0.32	1		03/04/22 20:01	98-06-6	
Carbon tetrachloride	ND	ug/L	0.50	0.33	1		03/04/22 20:01	56-23-5	
Chlorobenzene	ND	ug/L	0.50	0.28	1		03/04/22 20:01	108-90-7	
Chloroethane	ND	ug/L	1.0	0.65	1		03/04/22 20:01	75-00-3	
Chloroform	ND	ug/L	0.50	0.35	1		03/04/22 20:01	67-66-3	
Chloromethane	ND	ug/L	1.0	0.54	1		03/04/22 20:01	74-87-3	
2-Chlorotoluene	ND	ug/L	0.50	0.32	1		03/04/22 20:01	95-49-8	
4-Chlorotoluene	ND	ug/L	0.50	0.32	1		03/04/22 20:01	106-43-4	
1,2-Dibromo-3-chloropropane	ND	ug/L	1.0	0.34	1		03/04/22 20:01	96-12-8	
Dibromochloromethane	ND	ug/L	0.50	0.36	1		03/04/22 20:01	124-48-1	
1,2-Dibromoethane (EDB)	ND	ug/L	0.50	0.27	1		03/04/22 20:01	106-93-4	
Dibromomethane	ND	ug/L	0.50	0.39	1		03/04/22 20:01	74-95-3	
1,2-Dichlorobenzene	ND	ug/L	0.50	0.34	1		03/04/22 20:01	95-50-1	
1,3-Dichlorobenzene	ND	ug/L	0.50	0.34	1		03/04/22 20:01	541-73-1	
1,4-Dichlorobenzene	ND	ug/L	0.50	0.33	1		03/04/22 20:01	106-46-7	
Dichlorodifluoromethane	ND	ug/L	0.50	0.35	1		03/04/22 20:01	75-71-8	
1,1-Dichloroethane	ND	ug/L	0.50	0.37	1		03/04/22 20:01	75-34-3	
1,2-Dichloroethane	ND	ug/L	0.50	0.32	1		03/04/22 20:01	107-06-2	
1,1-Dichloroethene	ND	ug/L	0.50	0.35	1		03/04/22 20:01	75-35-4	
cis-1,2-Dichloroethene	ND	ug/L	0.50	0.38	1		03/04/22 20:01	156-59-2	
trans-1,2-Dichloroethene	ND	ug/L	0.50	0.40	1		03/04/22 20:01	156-60-5	
1,2-Dichloropropane	ND	ug/L	0.50	0.36	1		03/04/22 20:01	78-87-5	
1,3-Dichloropropane	ND	ug/L	0.50	0.28	1		03/04/22 20:01	142-28-9	

This report shall not be reproduced, except in full,
without the written consent of Pace Analytical Services, LLC.

Pace Analytical Services, LLC
9800 Kincey Ave. Suite 100
Huntersville, NC 28078
(704)875-9092

ANALYTICAL RESULTS

Project: CPC Huntersville-60674226
Pace Project No.: 92591327

Sample: EB-1-20220303 **Lab ID: 92591327024** Collected: 03/03/22 14:50 Received: 03/03/22 15:30 Matrix: Water

Parameters	Results	Units	Report Limit	MDL	DF	Prepared	Analyzed	CAS No.	Qual
6200B MSV	Analytical Method: SM 6200B								
	Pace Analytical Services - Charlotte								
2,2-Dichloropropane	ND	ug/L	0.50	0.39	1		03/04/22 20:01	594-20-7	
1,1-Dichloropropene	ND	ug/L	0.50	0.43	1		03/04/22 20:01	563-58-6	
cis-1,3-Dichloropropene	ND	ug/L	0.50	0.36	1		03/04/22 20:01	10061-01-5	
trans-1,3-Dichloropropene	ND	ug/L	0.50	0.36	1		03/04/22 20:01	10061-02-6	
Diisopropyl ether	ND	ug/L	0.50	0.31	1		03/04/22 20:01	108-20-3	
Ethylbenzene	ND	ug/L	0.50	0.30	1		03/04/22 20:01	100-41-4	
Hexachloro-1,3-butadiene	ND	ug/L	2.0	1.5	1		03/04/22 20:01	87-68-3	
Isopropylbenzene (Cumene)	ND	ug/L	0.50	0.33	1		03/04/22 20:01	98-82-8	
Methylene Chloride	ND	ug/L	2.0	2.0	1		03/04/22 20:01	75-09-2	
Methyl-tert-butyl ether	ND	ug/L	0.50	0.42	1		03/04/22 20:01	1634-04-4	
Naphthalene	ND	ug/L	2.0	0.64	1		03/04/22 20:01	91-20-3	
n-Propylbenzene	ND	ug/L	0.50	0.34	1		03/04/22 20:01	103-65-1	
Styrene	ND	ug/L	0.50	0.29	1		03/04/22 20:01	100-42-5	
1,1,1,2-Tetrachloroethane	ND	ug/L	0.50	0.31	1		03/04/22 20:01	630-20-6	
1,1,2,2-Tetrachloroethane	ND	ug/L	0.50	0.22	1		03/04/22 20:01	79-34-5	
Tetrachloroethene	ND	ug/L	0.50	0.29	1		03/04/22 20:01	127-18-4	
Toluene	ND	ug/L	0.50	0.48	1		03/04/22 20:01	108-88-3	
1,2,3-Trichlorobenzene	ND	ug/L	2.0	0.81	1		03/04/22 20:01	87-61-6	
1,2,4-Trichlorobenzene	ND	ug/L	2.0	0.64	1		03/04/22 20:01	120-82-1	
1,1,1-Trichloroethane	ND	ug/L	0.50	0.33	1		03/04/22 20:01	71-55-6	
1,1,2-Trichloroethane	ND	ug/L	0.50	0.32	1		03/04/22 20:01	79-00-5	
Trichloroethene	ND	ug/L	0.50	0.38	1		03/04/22 20:01	79-01-6	
Trichlorofluoromethane	ND	ug/L	1.0	0.30	1		03/04/22 20:01	75-69-4	
1,2,3-Trichloropropane	ND	ug/L	0.50	0.26	1		03/04/22 20:01	96-18-4	
1,2,4-Trimethylbenzene	ND	ug/L	0.50	0.50	1		03/04/22 20:01	95-63-6	
1,3,5-Trimethylbenzene	ND	ug/L	0.50	0.33	1		03/04/22 20:01	108-67-8	
Vinyl chloride	ND	ug/L	1.0	0.39	1		03/04/22 20:01	75-01-4	
m&p-Xylene	ND	ug/L	1.0	0.71	1		03/04/22 20:01	179601-23-1	
o-Xylene	ND	ug/L	0.50	0.34	1		03/04/22 20:01	95-47-6	
Surrogates									
1,2-Dichloroethane-d4 (S)	99	%	70-130		1		03/04/22 20:01	17060-07-0	
4-Bromofluorobenzene (S)	100	%	70-130		1		03/04/22 20:01	460-00-4	
Toluene-d8 (S)	100	%	70-130		1		03/04/22 20:01	2037-26-5	

This report shall not be reproduced, except in full,
without the written consent of Pace Analytical Services, LLC.

Pace Analytical Services, LLC
9800 Kincey Ave. Suite 100
Huntersville, NC 28078
(704)875-9092

ANALYTICAL RESULTS

Project: CPC Huntersville-60674226
Pace Project No.: 92591327

Sample: MW-36DR **Lab ID: 92591327025** Collected: 03/03/22 13:55 Received: 03/03/22 15:30 Matrix: Water

Parameters	Results	Units	Report Limit	MDL	DF	Prepared	Analyzed	CAS No.	Qual
VPH NC Water	Analytical Method: MADEP VPH								
	Pace Analytical Services - Charlotte								
Total VPH (C5-C12)	ND	ug/L	50.0	50.0	1		03/08/22 01:02		N2
Aliphatic (C05-C08)	ND	ug/L	50.0	50.0	1		03/08/22 01:02		N2
Aliphatic(C09-C12) Adjusted	ND	ug/L	50.0	50.0	1		03/08/22 01:02		N2
Aromatic (C09-C10)	ND	ug/L	50.0	50.0	1		03/08/22 01:02		N2
Surrogates									
4-Bromofluorobenzene (FID) (S)	97	%	70-130		1		03/08/22 01:02	460-00-4	
4-Bromofluorobenzene (PID) (S)	84	%	70-130		1		03/08/22 01:02	460-00-4	
6020 MET ICPMS	Analytical Method: EPA 6020B Preparation Method: EPA 3010A								
	Pace Analytical Services - Asheville								
Lead	**0.11J**	ug/L	5.0	0.077	1	03/05/22 11:43	03/08/22 17:14	7439-92-1	
6200B MSV	Analytical Method: SM 6200B								
	Pace Analytical Services - Charlotte								
Benzene	ND	ug/L	0.50	0.34	1		03/04/22 21:14	71-43-2	
Bromobenzene	ND	ug/L	0.50	0.29	1		03/04/22 21:14	108-86-1	
Bromochloromethane	ND	ug/L	0.50	0.47	1		03/04/22 21:14	74-97-5	
Bromodichloromethane	ND	ug/L	0.50	0.31	1		03/04/22 21:14	75-27-4	
Bromoform	ND	ug/L	0.50	0.34	1		03/04/22 21:14	75-25-2	
Bromomethane	ND	ug/L	5.0	1.7	1		03/04/22 21:14	74-83-9	
n-Butylbenzene	ND	ug/L	0.50	0.49	1		03/04/22 21:14	104-51-8	
sec-Butylbenzene	ND	ug/L	0.50	0.40	1		03/04/22 21:14	135-98-8	
tert-Butylbenzene	ND	ug/L	0.50	0.32	1		03/04/22 21:14	98-06-6	
Carbon tetrachloride	ND	ug/L	0.50	0.33	1		03/04/22 21:14	56-23-5	
Chlorobenzene	ND	ug/L	0.50	0.28	1		03/04/22 21:14	108-90-7	
Chloroethane	ND	ug/L	1.0	0.65	1		03/04/22 21:14	75-00-3	
Chloroform	ND	ug/L	0.50	0.35	1		03/04/22 21:14	67-66-3	
Chloromethane	ND	ug/L	1.0	0.54	1		03/04/22 21:14	74-87-3	
2-Chlorotoluene	ND	ug/L	0.50	0.32	1		03/04/22 21:14	95-49-8	
4-Chlorotoluene	ND	ug/L	0.50	0.32	1		03/04/22 21:14	106-43-4	
1,2-Dibromo-3-chloropropane	ND	ug/L	1.0	0.34	1		03/04/22 21:14	96-12-8	
Dibromochloromethane	ND	ug/L	0.50	0.36	1		03/04/22 21:14	124-48-1	
1,2-Dibromoethane (EDB)	ND	ug/L	0.50	0.27	1		03/04/22 21:14	106-93-4	
Dibromomethane	ND	ug/L	0.50	0.39	1		03/04/22 21:14	74-95-3	
1,2-Dichlorobenzene	ND	ug/L	0.50	0.34	1		03/04/22 21:14	95-50-1	
1,3-Dichlorobenzene	ND	ug/L	0.50	0.34	1		03/04/22 21:14	541-73-1	
1,4-Dichlorobenzene	ND	ug/L	0.50	0.33	1		03/04/22 21:14	106-46-7	
Dichlorodifluoromethane	ND	ug/L	0.50	0.35	1		03/04/22 21:14	75-71-8	
1,1-Dichloroethane	ND	ug/L	0.50	0.37	1		03/04/22 21:14	75-34-3	
1,2-Dichloroethane	ND	ug/L	0.50	0.32	1		03/04/22 21:14	107-06-2	
1,1-Dichloroethene	ND	ug/L	0.50	0.35	1		03/04/22 21:14	75-35-4	
cis-1,2-Dichloroethene	ND	ug/L	0.50	0.38	1		03/04/22 21:14	156-59-2	
trans-1,2-Dichloroethene	ND	ug/L	0.50	0.40	1		03/04/22 21:14	156-60-5	
1,2-Dichloropropane	ND	ug/L	0.50	0.36	1		03/04/22 21:14	78-87-5	
1,3-Dichloropropane	ND	ug/L	0.50	0.28	1		03/04/22 21:14	142-28-9	

This report shall not be reproduced, except in full,
without the written consent of Pace Analytical Services, LLC.

Pace Analytical Services, LLC
9800 Kincey Ave. Suite 100
Huntersville, NC 28078
(704)875-9092

ANALYTICAL RESULTS

Project: CPC Huntersville-60674226
Pace Project No.: 92591327

Sample: MW-36DR **Lab ID: 92591327025** Collected: 03/03/22 13:55 Received: 03/03/22 15:30 Matrix: Water

Parameters	Results	Units	Report Limit	MDL	DF	Prepared	Analyzed	CAS No.	Qual
6200B MSV	Analytical Method: SM 6200B								
	Pace Analytical Services - Charlotte								
2,2-Dichloropropane	ND	ug/L	0.50	0.39	1		03/04/22 21:14	594-20-7	
1,1-Dichloropropene	ND	ug/L	0.50	0.43	1		03/04/22 21:14	563-58-6	
cis-1,3-Dichloropropene	ND	ug/L	0.50	0.36	1		03/04/22 21:14	10061-01-5	
trans-1,3-Dichloropropene	ND	ug/L	0.50	0.36	1		03/04/22 21:14	10061-02-6	
Diisopropyl ether	ND	ug/L	0.50	0.31	1		03/04/22 21:14	108-20-3	
Ethylbenzene	ND	ug/L	0.50	0.30	1		03/04/22 21:14	100-41-4	
Hexachloro-1,3-butadiene	ND	ug/L	2.0	1.5	1		03/04/22 21:14	87-68-3	
Isopropylbenzene (Cumene)	ND	ug/L	0.50	0.33	1		03/04/22 21:14	98-82-8	
Methylene Chloride	ND	ug/L	2.0	2.0	1		03/04/22 21:14	75-09-2	
Methyl-tert-butyl ether	ND	ug/L	0.50	0.42	1		03/04/22 21:14	1634-04-4	
Naphthalene	ND	ug/L	2.0	0.64	1		03/04/22 21:14	91-20-3	
n-Propylbenzene	ND	ug/L	0.50	0.34	1		03/04/22 21:14	103-65-1	
Styrene	ND	ug/L	0.50	0.29	1		03/04/22 21:14	100-42-5	
1,1,1,2-Tetrachloroethane	ND	ug/L	0.50	0.31	1		03/04/22 21:14	630-20-6	
1,1,2,2-Tetrachloroethane	ND	ug/L	0.50	0.22	1		03/04/22 21:14	79-34-5	
Tetrachloroethene	ND	ug/L	0.50	0.29	1		03/04/22 21:14	127-18-4	
Toluene	ND	ug/L	0.50	0.48	1		03/04/22 21:14	108-88-3	
1,2,3-Trichlorobenzene	ND	ug/L	2.0	0.81	1		03/04/22 21:14	87-61-6	
1,2,4-Trichlorobenzene	ND	ug/L	2.0	0.64	1		03/04/22 21:14	120-82-1	
1,1,1-Trichloroethane	ND	ug/L	0.50	0.33	1		03/04/22 21:14	71-55-6	
1,1,2-Trichloroethane	ND	ug/L	0.50	0.32	1		03/04/22 21:14	79-00-5	
Trichloroethene	ND	ug/L	0.50	0.38	1		03/04/22 21:14	79-01-6	
Trichlorofluoromethane	ND	ug/L	1.0	0.30	1		03/04/22 21:14	75-69-4	
1,2,3-Trichloropropane	ND	ug/L	0.50	0.26	1		03/04/22 21:14	96-18-4	
1,2,4-Trimethylbenzene	ND	ug/L	0.50	0.50	1		03/04/22 21:14	95-63-6	
1,3,5-Trimethylbenzene	ND	ug/L	0.50	0.33	1		03/04/22 21:14	108-67-8	
Vinyl chloride	ND	ug/L	1.0	0.39	1		03/04/22 21:14	75-01-4	
m&p-Xylene	ND	ug/L	1.0	0.71	1		03/04/22 21:14	179601-23-1	
o-Xylene	ND	ug/L	0.50	0.34	1		03/04/22 21:14	95-47-6	
Surrogates									
1,2-Dichloroethane-d4 (S)	99	%	70-130		1		03/04/22 21:14	17060-07-0	
4-Bromofluorobenzene (S)	100	%	70-130		1		03/04/22 21:14	460-00-4	
Toluene-d8 (S)	101	%	70-130		1		03/04/22 21:14	2037-26-5	

This report shall not be reproduced, except in full,
without the written consent of Pace Analytical Services, LLC.

Pace Analytical Services, LLC
9800 Kincey Ave. Suite 100
Huntersville, NC 28078
(704)875-9092

ANALYTICAL RESULTS

Project: CPC Huntersville-60674226
Pace Project No.: 92591327

Sample: MW-90DD **Lab ID: 92591327026** Collected: 03/03/22 14:20 Received: 03/03/22 15:30 Matrix: Water

Parameters	Results	Units	Report Limit	MDL	DF	Prepared	Analyzed	CAS No.	Qual
VPH NC Water	Analytical Method: MADEP VPH								
	Pace Analytical Services - Charlotte								
Total VPH (C5-C12)	ND	ug/L	50.0	50.0	1		03/08/22 01:31		N2
Aliphatic (C05-C08)	ND	ug/L	50.0	50.0	1		03/08/22 01:31		N2
Aliphatic(C09-C12) Adjusted	ND	ug/L	50.0	50.0	1		03/08/22 01:31		N2
Aromatic (C09-C10)	ND	ug/L	50.0	50.0	1		03/08/22 01:31		N2
Surrogates									
4-Bromofluorobenzene (FID) (S)	103	%	70-130		1		03/08/22 01:31	460-00-4	
4-Bromofluorobenzene (PID) (S)	88	%	70-130		1		03/08/22 01:31	460-00-4	
6020 MET ICPMS	Analytical Method: EPA 6020B Preparation Method: EPA 3010A								
	Pace Analytical Services - Asheville								
Lead	**0.32J**	ug/L	5.0	0.077	1	03/05/22 11:43	03/08/22 17:17	7439-92-1	
6200B MSV	Analytical Method: SM 6200B								
	Pace Analytical Services - Charlotte								
Benzene	**0.99**	ug/L	0.50	0.34	1		03/04/22 21:32	71-43-2	
Bromobenzene	ND	ug/L	0.50	0.29	1		03/04/22 21:32	108-86-1	
Bromochloromethane	ND	ug/L	0.50	0.47	1		03/04/22 21:32	74-97-5	
Bromodichloromethane	ND	ug/L	0.50	0.31	1		03/04/22 21:32	75-27-4	
Bromoform	ND	ug/L	0.50	0.34	1		03/04/22 21:32	75-25-2	
Bromomethane	ND	ug/L	5.0	1.7	1		03/04/22 21:32	74-83-9	
n-Butylbenzene	ND	ug/L	0.50	0.49	1		03/04/22 21:32	104-51-8	
sec-Butylbenzene	ND	ug/L	0.50	0.40	1		03/04/22 21:32	135-98-8	
tert-Butylbenzene	ND	ug/L	0.50	0.32	1		03/04/22 21:32	98-06-6	
Carbon tetrachloride	ND	ug/L	0.50	0.33	1		03/04/22 21:32	56-23-5	
Chlorobenzene	ND	ug/L	0.50	0.28	1		03/04/22 21:32	108-90-7	
Chloroethane	ND	ug/L	1.0	0.65	1		03/04/22 21:32	75-00-3	
Chloroform	**0.99**	ug/L	0.50	0.35	1		03/04/22 21:32	67-66-3	
Chloromethane	ND	ug/L	1.0	0.54	1		03/04/22 21:32	74-87-3	
2-Chlorotoluene	ND	ug/L	0.50	0.32	1		03/04/22 21:32	95-49-8	
4-Chlorotoluene	ND	ug/L	0.50	0.32	1		03/04/22 21:32	106-43-4	
1,2-Dibromo-3-chloropropane	ND	ug/L	1.0	0.34	1		03/04/22 21:32	96-12-8	
Dibromochloromethane	ND	ug/L	0.50	0.36	1		03/04/22 21:32	124-48-1	
1,2-Dibromoethane (EDB)	ND	ug/L	0.50	0.27	1		03/04/22 21:32	106-93-4	
Dibromomethane	ND	ug/L	0.50	0.39	1		03/04/22 21:32	74-95-3	
1,2-Dichlorobenzene	ND	ug/L	0.50	0.34	1		03/04/22 21:32	95-50-1	
1,3-Dichlorobenzene	ND	ug/L	0.50	0.34	1		03/04/22 21:32	541-73-1	
1,4-Dichlorobenzene	ND	ug/L	0.50	0.33	1		03/04/22 21:32	106-46-7	
Dichlorodifluoromethane	ND	ug/L	0.50	0.35	1		03/04/22 21:32	75-71-8	
1,1-Dichloroethane	ND	ug/L	0.50	0.37	1		03/04/22 21:32	75-34-3	
1,2-Dichloroethane	ND	ug/L	0.50	0.32	1		03/04/22 21:32	107-06-2	
1,1-Dichloroethene	ND	ug/L	0.50	0.35	1		03/04/22 21:32	75-35-4	
cis-1,2-Dichloroethene	ND	ug/L	0.50	0.38	1		03/04/22 21:32	156-59-2	
trans-1,2-Dichloroethene	ND	ug/L	0.50	0.40	1		03/04/22 21:32	156-60-5	
1,2-Dichloropropane	ND	ug/L	0.50	0.36	1		03/04/22 21:32	78-87-5	
1,3-Dichloropropane	ND	ug/L	0.50	0.28	1		03/04/22 21:32	142-28-9	

This report shall not be reproduced, except in full,
without the written consent of Pace Analytical Services, LLC.

Pace Analytical Services, LLC
9800 Kincey Ave. Suite 100
Huntersville, NC 28078
(704)875-9092

ANALYTICAL RESULTS

Project: CPC Huntersville-60674226
Pace Project No.: 92591327

Sample: MW-90DD **Lab ID: 92591327026** Collected: 03/03/22 14:20 Received: 03/03/22 15:30 Matrix: Water

Parameters	Results	Units	Report Limit	MDL	DF	Prepared	Analyzed	CAS No.	Qual
6200B MSV	Analytical Method: SM 6200B								
	Pace Analytical Services - Charlotte								
2,2-Dichloropropane	ND	ug/L	0.50	0.39	1		03/04/22 21:32	594-20-7	
1,1-Dichloropropene	ND	ug/L	0.50	0.43	1		03/04/22 21:32	563-58-6	
cis-1,3-Dichloropropene	ND	ug/L	0.50	0.36	1		03/04/22 21:32	10061-01-5	
trans-1,3-Dichloropropene	ND	ug/L	0.50	0.36	1		03/04/22 21:32	10061-02-6	
Diisopropyl ether	**1.4**	ug/L	0.50	0.31	1		03/04/22 21:32	108-20-3	
Ethylbenzene	ND	ug/L	0.50	0.30	1		03/04/22 21:32	100-41-4	
Hexachloro-1,3-butadiene	ND	ug/L	2.0	1.5	1		03/04/22 21:32	87-68-3	
Isopropylbenzene (Cumene)	ND	ug/L	0.50	0.33	1		03/04/22 21:32	98-82-8	
Methylene Chloride	ND	ug/L	2.0	2.0	1		03/04/22 21:32	75-09-2	
Methyl-tert-butyl ether	ND	ug/L	0.50	0.42	1		03/04/22 21:32	1634-04-4	
Naphthalene	ND	ug/L	2.0	0.64	1		03/04/22 21:32	91-20-3	
n-Propylbenzene	ND	ug/L	0.50	0.34	1		03/04/22 21:32	103-65-1	
Styrene	ND	ug/L	0.50	0.29	1		03/04/22 21:32	100-42-5	
1,1,1,2-Tetrachloroethane	ND	ug/L	0.50	0.31	1		03/04/22 21:32	630-20-6	
1,1,2,2-Tetrachloroethane	ND	ug/L	0.50	0.22	1		03/04/22 21:32	79-34-5	
Tetrachloroethene	ND	ug/L	0.50	0.29	1		03/04/22 21:32	127-18-4	
Toluene	**1.8**	ug/L	0.50	0.48	1		03/04/22 21:32	108-88-3	
1,2,3-Trichlorobenzene	ND	ug/L	2.0	0.81	1		03/04/22 21:32	87-61-6	
1,2,4-Trichlorobenzene	ND	ug/L	2.0	0.64	1		03/04/22 21:32	120-82-1	
1,1,1-Trichloroethane	ND	ug/L	0.50	0.33	1		03/04/22 21:32	71-55-6	
1,1,2-Trichloroethane	ND	ug/L	0.50	0.32	1		03/04/22 21:32	79-00-5	
Trichloroethene	ND	ug/L	0.50	0.38	1		03/04/22 21:32	79-01-6	
Trichlorofluoromethane	ND	ug/L	1.0	0.30	1		03/04/22 21:32	75-69-4	
1,2,3-Trichloropropane	ND	ug/L	0.50	0.26	1		03/04/22 21:32	96-18-4	
1,2,4-Trimethylbenzene	ND	ug/L	0.50	0.50	1		03/04/22 21:32	95-63-6	
1,3,5-Trimethylbenzene	ND	ug/L	0.50	0.33	1		03/04/22 21:32	108-67-8	
Vinyl chloride	ND	ug/L	1.0	0.39	1		03/04/22 21:32	75-01-4	
m&p-Xylene	ND	ug/L	1.0	0.71	1		03/04/22 21:32	179601-23-1	
o-Xylene	**0.36J**	ug/L	0.50	0.34	1		03/04/22 21:32	95-47-6	
Surrogates									
1,2-Dichloroethane-d4 (S)	97	%	70-130		1		03/04/22 21:32	17060-07-0	
4-Bromofluorobenzene (S)	98	%	70-130		1		03/04/22 21:32	460-00-4	
Toluene-d8 (S)	100	%	70-130		1		03/04/22 21:32	2037-26-5	

This report shall not be reproduced, except in full,
without the written consent of Pace Analytical Services, LLC.

Pace Analytical Services, LLC
9800 Kincey Ave. Suite 100
Huntersville, NC 28078
(704)875-9092

ANALYTICAL RESULTS

Project: CPC Huntersville-60674226
Pace Project No.: 92591327

Sample: MW-15 **Lab ID: 92591327027** Collected: 03/03/22 14:50 Received: 03/03/22 15:30 Matrix: Water

Parameters	Results	Units	Report Limit	MDL	DF	Prepared	Analyzed	CAS No.	Qual
VPH NC Water	Analytical Method: MADEP VPH								
	Pace Analytical Services - Charlotte								
Total VPH (C5-C12)	ND	ug/L	50.0	50.0	1		03/08/22 02:00		N2
Aliphatic (C05-C08)	ND	ug/L	50.0	50.0	1		03/08/22 02:00		N2
Aliphatic(C09-C12) Adjusted	ND	ug/L	50.0	50.0	1		03/08/22 02:00		N2
Aromatic (C09-C10)	ND	ug/L	50.0	50.0	1		03/08/22 02:00		N2
Surrogates									
4-Bromofluorobenzene (FID) (S)	97	%	70-130		1		03/08/22 02:00	460-00-4	
4-Bromofluorobenzene (PID) (S)	83	%	70-130		1		03/08/22 02:00	460-00-4	
6020 MET ICPMS	Analytical Method: EPA 6020B Preparation Method: EPA 3010A								
	Pace Analytical Services - Asheville								
Lead	**0.10J**	ug/L	5.0	0.077	1	03/11/22 02:43	03/11/22 11:30	7439-92-1	
6200B MSV	Analytical Method: SM 6200B								
	Pace Analytical Services - Charlotte								
Benzene	ND	ug/L	0.50	0.34	1		03/04/22 20:19	71-43-2	
Bromobenzene	ND	ug/L	0.50	0.29	1		03/04/22 20:19	108-86-1	
Bromochloromethane	ND	ug/L	0.50	0.47	1		03/04/22 20:19	74-97-5	
Bromodichloromethane	ND	ug/L	0.50	0.31	1		03/04/22 20:19	75-27-4	
Bromoform	ND	ug/L	0.50	0.34	1		03/04/22 20:19	75-25-2	
Bromomethane	ND	ug/L	5.0	1.7	1		03/04/22 20:19	74-83-9	
n-Butylbenzene	ND	ug/L	0.50	0.49	1		03/04/22 20:19	104-51-8	
sec-Butylbenzene	ND	ug/L	0.50	0.40	1		03/04/22 20:19	135-98-8	
tert-Butylbenzene	ND	ug/L	0.50	0.32	1		03/04/22 20:19	98-06-6	
Carbon tetrachloride	ND	ug/L	0.50	0.33	1		03/04/22 20:19	56-23-5	
Chlorobenzene	ND	ug/L	0.50	0.28	1		03/04/22 20:19	108-90-7	
Chloroethane	ND	ug/L	1.0	0.65	1		03/04/22 20:19	75-00-3	
Chloroform	ND	ug/L	0.50	0.35	1		03/04/22 20:19	67-66-3	
Chloromethane	ND	ug/L	1.0	0.54	1		03/04/22 20:19	74-87-3	
2-Chlorotoluene	ND	ug/L	0.50	0.32	1		03/04/22 20:19	95-49-8	
4-Chlorotoluene	ND	ug/L	0.50	0.32	1		03/04/22 20:19	106-43-4	
1,2-Dibromo-3-chloropropane	ND	ug/L	1.0	0.34	1		03/04/22 20:19	96-12-8	
Dibromochloromethane	ND	ug/L	0.50	0.36	1		03/04/22 20:19	124-48-1	
1,2-Dibromoethane (EDB)	ND	ug/L	0.50	0.27	1		03/04/22 20:19	106-93-4	
Dibromomethane	ND	ug/L	0.50	0.39	1		03/04/22 20:19	74-95-3	
1,2-Dichlorobenzene	ND	ug/L	0.50	0.34	1		03/04/22 20:19	95-50-1	
1,3-Dichlorobenzene	ND	ug/L	0.50	0.34	1		03/04/22 20:19	541-73-1	
1,4-Dichlorobenzene	ND	ug/L	0.50	0.33	1		03/04/22 20:19	106-46-7	
Dichlorodifluoromethane	ND	ug/L	0.50	0.35	1		03/04/22 20:19	75-71-8	
1,1-Dichloroethane	ND	ug/L	0.50	0.37	1		03/04/22 20:19	75-34-3	
1,2-Dichloroethane	ND	ug/L	0.50	0.32	1		03/04/22 20:19	107-06-2	
1,1-Dichloroethene	ND	ug/L	0.50	0.35	1		03/04/22 20:19	75-35-4	
cis-1,2-Dichloroethene	ND	ug/L	0.50	0.38	1		03/04/22 20:19	156-59-2	
trans-1,2-Dichloroethene	ND	ug/L	0.50	0.40	1		03/04/22 20:19	156-60-5	
1,2-Dichloropropane	ND	ug/L	0.50	0.36	1		03/04/22 20:19	78-87-5	
1,3-Dichloropropane	ND	ug/L	0.50	0.28	1		03/04/22 20:19	142-28-9	

This report shall not be reproduced, except in full,
without the written consent of Pace Analytical Services, LLC.

Pace Analytical Services, LLC
9800 Kincey Ave. Suite 100
Huntersville, NC 28078
(704)875-9092

ANALYTICAL RESULTS

Project: CPC Huntersville-60674226
Pace Project No.: 92591327

Sample: MW-15 **Lab ID: 92591327027** Collected: 03/03/22 14:50 Received: 03/03/22 15:30 Matrix: Water

Parameters	Results	Units	Report Limit	MDL	DF	Prepared	Analyzed	CAS No.	Qual
6200B MSV	Analytical Method: SM 6200B								
	Pace Analytical Services - Charlotte								
2,2-Dichloropropane	ND	ug/L	0.50	0.39	1		03/04/22 20:19	594-20-7	
1,1-Dichloropropene	ND	ug/L	0.50	0.43	1		03/04/22 20:19	563-58-6	
cis-1,3-Dichloropropene	ND	ug/L	0.50	0.36	1		03/04/22 20:19	10061-01-5	
trans-1,3-Dichloropropene	ND	ug/L	0.50	0.36	1		03/04/22 20:19	10061-02-6	
Diisopropyl ether	ND	ug/L	0.50	0.31	1		03/04/22 20:19	108-20-3	
Ethylbenzene	ND	ug/L	0.50	0.30	1		03/04/22 20:19	100-41-4	
Hexachloro-1,3-butadiene	ND	ug/L	2.0	1.5	1		03/04/22 20:19	87-68-3	
Isopropylbenzene (Cumene)	ND	ug/L	0.50	0.33	1		03/04/22 20:19	98-82-8	
Methylene Chloride	ND	ug/L	2.0	2.0	1		03/04/22 20:19	75-09-2	
Methyl-tert-butyl ether	ND	ug/L	0.50	0.42	1		03/04/22 20:19	1634-04-4	
Naphthalene	ND	ug/L	2.0	0.64	1		03/04/22 20:19	91-20-3	
n-Propylbenzene	ND	ug/L	0.50	0.34	1		03/04/22 20:19	103-65-1	
Styrene	ND	ug/L	0.50	0.29	1		03/04/22 20:19	100-42-5	
1,1,1,2-Tetrachloroethane	ND	ug/L	0.50	0.31	1		03/04/22 20:19	630-20-6	
1,1,2,2-Tetrachloroethane	ND	ug/L	0.50	0.22	1		03/04/22 20:19	79-34-5	
Tetrachloroethene	ND	ug/L	0.50	0.29	1		03/04/22 20:19	127-18-4	
Toluene	ND	ug/L	0.50	0.48	1		03/04/22 20:19	108-88-3	
1,2,3-Trichlorobenzene	ND	ug/L	2.0	0.81	1		03/04/22 20:19	87-61-6	
1,2,4-Trichlorobenzene	ND	ug/L	2.0	0.64	1		03/04/22 20:19	120-82-1	
1,1,1-Trichloroethane	ND	ug/L	0.50	0.33	1		03/04/22 20:19	71-55-6	
1,1,2-Trichloroethane	ND	ug/L	0.50	0.32	1		03/04/22 20:19	79-00-5	
Trichloroethene	ND	ug/L	0.50	0.38	1		03/04/22 20:19	79-01-6	
Trichlorofluoromethane	ND	ug/L	1.0	0.30	1		03/04/22 20:19	75-69-4	
1,2,3-Trichloropropane	ND	ug/L	0.50	0.26	1		03/04/22 20:19	96-18-4	
1,2,4-Trimethylbenzene	ND	ug/L	0.50	0.50	1		03/04/22 20:19	95-63-6	
1,3,5-Trimethylbenzene	ND	ug/L	0.50	0.33	1		03/04/22 20:19	108-67-8	
Vinyl chloride	ND	ug/L	1.0	0.39	1		03/04/22 20:19	75-01-4	
m&p-Xylene	ND	ug/L	1.0	0.71	1		03/04/22 20:19	179601-23-1	
o-Xylene	ND	ug/L	0.50	0.34	1		03/04/22 20:19	95-47-6	
Surrogates									
1,2-Dichloroethane-d4 (S)	99	%	70-130		1		03/04/22 20:19	17060-07-0	
4-Bromofluorobenzene (S)	100	%	70-130		1		03/04/22 20:19	460-00-4	
Toluene-d8 (S)	100	%	70-130		1		03/04/22 20:19	2037-26-5	

This report shall not be reproduced, except in full,
without the written consent of Pace Analytical Services, LLC.

Pace Analytical Services, LLC
9800 Kincey Ave. Suite 100
Huntersville, NC 28078
(704)875-9092

QUALITY CONTROL DATA

Project: CPC Huntersville-60674226
Pace Project No.: 92591327

QC Batch: 682708
QC Batch Method: MADEP VPH
Analysis Method: MADEP VPH
Analysis Description: VPH NC Water
Laboratory: Pace Analytical Services - Charlotte
Associated Lab Samples: 92591327001, 92591327002, 92591327003, 92591327004, 92591327005, 92591327006

METHOD BLANK: 3571214
Matrix: Water
Associated Lab Samples: 92591327001, 92591327002, 92591327003, 92591327004, 92591327005, 92591327006

Parameter	Units	Blank Result	Reporting Limit	MDL	Analyzed	Qualifiers
Aliphatic (C05-C08)	ug/L	ND	50.0	50.0	03/05/22 23:53	N2
Aromatic (C09-C10)	ug/L	ND	50.0	50.0	03/05/22 23:53	N2
4-Bromofluorobenzene (FID) (S)	%	99	70-130		03/05/22 23:53	
4-Bromofluorobenzene (PID) (S)	%	87	70-130		03/05/22 23:53	

LABORATORY CONTROL SAMPLE & LCSD: 3571215 3571216

Parameter	Units	Spike Conc.	LCS Result	LCSD Result	LCS % Rec	LCSD % Rec	% Rec Limits	RPD	Max RPD	Qualifiers
Aliphatic (C05-C08)	ug/L	300	254	258	85	86	70-130	2	25	N2
Aromatic (C09-C10)	ug/L	100	95.8	96.0	96	96	70-130	0	25	N2
4-Bromofluorobenzene (FID) (S)	%				100	99	70-130			
4-Bromofluorobenzene (PID) (S)	%				88	88	70-130			

Results presented on this page are in the units indicated by the "Units" column except where an alternate unit is presented to the right of the result.

This report shall not be reproduced, except in full,
without the written consent of Pace Analytical Services, LLC.

Pace Analytical Services, LLC
9800 Kincey Ave. Suite 100
Huntersville, NC 28078
(704)875-9092

QUALITY CONTROL DATA

Project: CPC Huntersville-60674226
Pace Project No.: 92591327

QC Batch: 682961
QC Batch Method: MADEP VPH
Analysis Method: MADEP VPH
Analysis Description: VPH NC Water
Laboratory: Pace Analytical Services - Charlotte

Associated Lab Samples: 92591327007, 92591327008, 92591327009, 92591327010, 92591327011, 92591327012, 92591327013, 92591327014, 92591327015, 92591327016, 92591327018, 92591327019, 92591327020, 92591327021, 92591327024, 92591327025, 92591327026, 92591327027

METHOD BLANK: 3572504
Matrix: Water

Associated Lab Samples: 92591327007, 92591327008, 92591327009, 92591327010, 92591327011, 92591327012, 92591327013, 92591327014, 92591327015, 92591327016, 92591327018, 92591327019, 92591327020, 92591327021, 92591327024, 92591327025, 92591327026, 92591327027

Parameter	Units	Blank Result	Reporting Limit	MDL	Analyzed	Qualifiers
Aliphatic (C05-C08)	ug/L	ND	50.0	50.0	03/07/22 12:30	N2
Aromatic (C09-C10)	ug/L	ND	50.0	50.0	03/07/22 12:30	N2
4-Bromofluorobenzene (FID) (S)	%	97	70-130		03/07/22 12:30	
4-Bromofluorobenzene (PID) (S)	%	84	70-130		03/07/22 12:30	

LABORATORY CONTROL SAMPLE & LCSD: 3572505 3572506

Parameter	Units	Spike Conc.	LCS Result	LCSD Result	LCS % Rec	LCSD % Rec	% Rec Limits	RPD	Max RPD	Qualifiers
Aliphatic (C05-C08)	ug/L	300	307	291	102	97	70-130	5	25	N2
Aromatic (C09-C10)	ug/L	100	95.8	94.9	96	95	70-130	1	25	N2
4-Bromofluorobenzene (FID) (S)	%				100	100	70-130			
4-Bromofluorobenzene (PID) (S)	%				86	86	70-130			

Results presented on this page are in the units indicated by the "Units" column except where an alternate unit is presented to the right of the result.

This report shall not be reproduced, except in full,
without the written consent of Pace Analytical Services, LLC.

Pace Analytical Services, LLC
9800 Kincey Ave. Suite 100
Huntersville, NC 28078
(704)875-9092

QUALITY CONTROL DATA

Project: CPC Huntersville-60674226
Pace Project No.: 92591327

QC Batch: 683301
QC Batch Method: MADEP VPH
Analysis Method: MADEP VPH
Analysis Description: VPH NC Water
Laboratory: Pace Analytical Services - Charlotte
Associated Lab Samples: 92591327017

METHOD BLANK: 3574189
Matrix: Water
Associated Lab Samples: 92591327017

Parameter	Units	Blank Result	Reporting Limit	MDL	Analyzed	Qualifiers
Aliphatic (C05-C08)	ug/L	ND	50.0	50.0	03/08/22 22:40	N2
Aromatic (C09-C10)	ug/L	ND	50.0	50.0	03/08/22 22:40	N2
4-Bromofluorobenzene (FID) (S)	%	98	70-130		03/08/22 22:40	
4-Bromofluorobenzene (PID) (S)	%	84	70-130		03/08/22 22:40	

LABORATORY CONTROL SAMPLE & LCSD: 3574190 3574191

Parameter	Units	Spike Conc.	LCS Result	LCSD Result	LCS % Rec	LCSD % Rec	% Rec Limits	RPD	Max RPD	Qualifiers
Aliphatic (C05-C08)	ug/L	300	240	251	80	84	70-130	5	25	N2
Aromatic (C09-C10)	ug/L	100	94.5	94.3	94	94	70-130	0	25	N2
4-Bromofluorobenzene (FID) (S)	%				99	99	70-130			
4-Bromofluorobenzene (PID) (S)	%				85	85	70-130			

Results presented on this page are in the units indicated by the "Units" column except where an alternate unit is presented to the right of the result.

This report shall not be reproduced, except in full,
without the written consent of Pace Analytical Services, LLC.

Pace Analytical Services, LLC
9800 Kincey Ave. Suite 100
Huntersville, NC 28078
(704)875-9092

QUALITY CONTROL DATA

Project: CPC Huntersville-60674226
Pace Project No.: 92591327

QC Batch: 682697
QC Batch Method: EPA 3010A
Analysis Method: EPA 6020B
Analysis Description: 6020 MET
Laboratory: Pace Analytical Services - Asheville
Associated Lab Samples: 92591327002, 92591327003, 92591327004, 92591327005, 92591327006, 92591327007, 92591327008, 92591327009, 92591327010, 92591327011, 92591327012

METHOD BLANK: 3571145
Matrix: Water
Associated Lab Samples: 92591327002, 92591327003, 92591327004, 92591327005, 92591327006, 92591327007, 92591327008, 92591327009, 92591327010, 92591327011, 92591327012

Parameter	Units	Blank Result	Reporting Limit	MDL	Analyzed	Qualifiers
Lead	ug/L	ND	5.0	0.077	03/07/22 17:09	

LABORATORY CONTROL SAMPLE: 3571146

Parameter	Units	Spike Conc.	LCS Result	LCS % Rec	% Rec Limits	Qualifiers
Lead	ug/L	50	48.8	98	80-120	

MATRIX SPIKE & MATRIX SPIKE DUPLICATE: 3571147 3571148

Parameter	Units	92591151020 Result	MS Spike Conc.	MSD Spike Conc.	MS Result	MSD Result	MS % Rec	MSD % Rec	% Rec Limits	RPD	Max RPD	Qual
Lead	ug/L	ND	50	50	48.3	49.1	97	98	75-125	2	20	

Results presented on this page are in the units indicated by the "Units" column except where an alternate unit is presented to the right of the result.

REPORT OF LABORATORY ANALYSIS

This report shall not be reproduced, except in full,
without the written consent of Pace Analytical Services, LLC.

Pace Analytical Services, LLC
9800 Kincey Ave. Suite 100
Huntersville, NC 28078
(704)875-9092

QUALITY CONTROL DATA

Project: CPC Huntersville-60674226
Pace Project No.: 92591327

QC Batch: 682698
QC Batch Method: EPA 3010A
Analysis Method: EPA 6020B
Analysis Description: 6020 MET
Laboratory: Pace Analytical Services - Asheville
Associated Lab Samples: 92591327013, 92591327014, 92591327015, 92591327016, 92591327017, 92591327018, 92591327019, 92591327024, 92591327025, 92591327026

METHOD BLANK: 3571149
Matrix: Water
Associated Lab Samples: 92591327013, 92591327014, 92591327015, 92591327016, 92591327017, 92591327018, 92591327019, 92591327024, 92591327025, 92591327026

Parameter	Units	Blank Result	Reporting Limit	MDL	Analyzed	Qualifiers
Lead	ug/L	ND	5.0	0.077	03/08/22 16:01	

LABORATORY CONTROL SAMPLE: 3571150

Parameter	Units	Spike Conc.	LCS Result	LCS % Rec	% Rec Limits	Qualifiers
Lead	ug/L	50	50.5	101	80-120	

MATRIX SPIKE & MATRIX SPIKE DUPLICATE: 3571151 3571152

Parameter	Units	92591327013 Result	MS Spike Conc.	MSD Spike Conc.	MS Result	MSD Result	MS % Rec	MSD % Rec	% Rec Limits	RPD	Max RPD	Qual
Lead	ug/L	0.92J	50	50	51.3	50.8	101	100	75-125	1	20	

Results presented on this page are in the units indicated by the "Units" column except where an alternate unit is presented to the right of the result.

REPORT OF LABORATORY ANALYSIS

This report shall not be reproduced, except in full,
without the written consent of Pace Analytical Services, LLC.

Pace Analytical Services, LLC
9800 Kincey Ave. Suite 100
Huntersville, NC 28078
(704)875-9092

QUALITY CONTROL DATA

Project: CPC Huntersville-60674226
Pace Project No.: 92591327

QC Batch: 683547
QC Batch Method: EPA 3010A
Analysis Method: EPA 6020B
Analysis Description: 6020 MET
Laboratory: Pace Analytical Services - Asheville
Associated Lab Samples: 92591327027

METHOD BLANK: 3575445 Matrix: Water
Associated Lab Samples: 92591327027

Parameter	Units	Blank Result	Reporting Limit	MDL	Analyzed	Qualifiers
Lead	ug/L	ND	5.0	0.077	03/11/22 11:03	

LABORATORY CONTROL SAMPLE: 3575446

Parameter	Units	Spike Conc.	LCS Result	LCS % Rec	% Rec Limits	Qualifiers
Lead	ug/L	50	47.9	96	80-120	

MATRIX SPIKE & MATRIX SPIKE DUPLICATE: 3575447 3575448

Parameter	Units	92590508001 Result	MS Spike Conc.	MSD Spike Conc.	MS Result	MSD Result	MS % Rec	MSD % Rec	% Rec Limits	RPD	Max RPD	Qual
Lead	ug/L	ND	50	50	47.7	49.3	95	99	75-125	3	20	

Results presented on this page are in the units indicated by the "Units" column except where an alternate unit is presented to the right of the result.

REPORT OF LABORATORY ANALYSIS

This report shall not be reproduced, except in full,
without the written consent of Pace Analytical Services, LLC.

Pace Analytical Services, LLC
9800 Kincey Ave. Suite 100
Huntersville, NC 28078
(704)875-9092

QUALITY CONTROL DATA

Project: CPC Huntersville-60674226
Pace Project No.: 92591327

QC Batch: 682497
QC Batch Method: SM 6200B
Analysis Method: SM 6200B
Analysis Description: 6200B MSV
Laboratory: Pace Analytical Services - Charlotte
Associated Lab Samples: 92591327001, 92591327002, 92591327003, 92591327004, 92591327005, 92591327006, 92591327007, 92591327008, 92591327009, 92591327010, 92591327011, 92591327012, 92591327013, 92591327014, 92591327015, 92591327016

METHOD BLANK: 3569792
Matrix: Water
Associated Lab Samples: 92591327001, 92591327002, 92591327003, 92591327004, 92591327005, 92591327006, 92591327007, 92591327008, 92591327009, 92591327010, 92591327011, 92591327012, 92591327013, 92591327014, 92591327015, 92591327016

Parameter	Units	Blank Result	Reporting Limit	MDL	Analyzed	Qualifiers
1,1,1,2-Tetrachloroethane	ug/L	ND	0.50	0.31	03/05/22 01:16	
1,1,1-Trichloroethane	ug/L	ND	0.50	0.33	03/05/22 01:16	
1,1,2,2-Tetrachloroethane	ug/L	ND	0.50	0.22	03/05/22 01:16	
1,1,2-Trichloroethane	ug/L	ND	0.50	0.32	03/05/22 01:16	
1,1-Dichloroethane	ug/L	ND	0.50	0.37	03/05/22 01:16	
1,1-Dichloroethene	ug/L	ND	0.50	0.35	03/05/22 01:16	
1,1-Dichloropropene	ug/L	ND	0.50	0.43	03/05/22 01:16	
1,2,3-Trichlorobenzene	ug/L	ND	2.0	0.81	03/05/22 01:16	
1,2,3-Trichloropropane	ug/L	ND	0.50	0.26	03/05/22 01:16	
1,2,4-Trichlorobenzene	ug/L	ND	2.0	0.64	03/05/22 01:16	
1,2,4-Trimethylbenzene	ug/L	ND	0.50	0.50	03/05/22 01:16	
1,2-Dibromo-3-chloropropane	ug/L	ND	1.0	0.34	03/05/22 01:16	
1,2-Dibromoethane (EDB)	ug/L	ND	0.50	0.27	03/05/22 01:16	
1,2-Dichlorobenzene	ug/L	ND	0.50	0.34	03/05/22 01:16	
1,2-Dichloroethane	ug/L	ND	0.50	0.32	03/05/22 01:16	
1,2-Dichloropropane	ug/L	ND	0.50	0.36	03/05/22 01:16	
1,3,5-Trimethylbenzene	ug/L	ND	0.50	0.33	03/05/22 01:16	
1,3-Dichlorobenzene	ug/L	ND	0.50	0.34	03/05/22 01:16	
1,3-Dichloropropane	ug/L	ND	0.50	0.28	03/05/22 01:16	
1,4-Dichlorobenzene	ug/L	ND	0.50	0.33	03/05/22 01:16	
2,2-Dichloropropane	ug/L	ND	0.50	0.39	03/05/22 01:16	
2-Chlorotoluene	ug/L	ND	0.50	0.32	03/05/22 01:16	
4-Chlorotoluene	ug/L	ND	0.50	0.32	03/05/22 01:16	
Benzene	ug/L	ND	0.50	0.34	03/05/22 01:16	
Bromobenzene	ug/L	ND	0.50	0.29	03/05/22 01:16	
Bromochloromethane	ug/L	ND	0.50	0.47	03/05/22 01:16	
Bromodichloromethane	ug/L	ND	0.50	0.31	03/05/22 01:16	
Bromoform	ug/L	ND	0.50	0.34	03/05/22 01:16	
Bromomethane	ug/L	ND	5.0	1.7	03/05/22 01:16	
Carbon tetrachloride	ug/L	ND	0.50	0.33	03/05/22 01:16	
Chlorobenzene	ug/L	ND	0.50	0.28	03/05/22 01:16	
Chloroethane	ug/L	ND	1.0	0.65	03/05/22 01:16	
Chloroform	ug/L	ND	0.50	0.35	03/05/22 01:16	
Chloromethane	ug/L	ND	1.0	0.54	03/05/22 01:16	
cis-1,2-Dichloroethene	ug/L	ND	0.50	0.38	03/05/22 01:16	
cis-1,3-Dichloropropene	ug/L	ND	0.50	0.36	03/05/22 01:16	
Dibromochloromethane	ug/L	ND	0.50	0.36	03/05/22 01:16	

Results presented on this page are in the units indicated by the "Units" column except where an alternate unit is presented to the right of the result.

REPORT OF LABORATORY ANALYSIS

This report shall not be reproduced, except in full,
without the written consent of Pace Analytical Services, LLC.

Pace Analytical Services, LLC
9800 Kincey Ave. Suite 100
Huntersville, NC 28078
(704)875-9092

QUALITY CONTROL DATA

Project: CPC Huntersville-60674226
Pace Project No.: 92591327

METHOD BLANK: 3569792 Matrix: Water

Associated Lab Samples: 92591327001, 92591327002, 92591327003, 92591327004, 92591327005, 92591327006, 92591327007, 92591327008, 92591327009, 92591327010, 92591327011, 92591327012, 92591327013, 92591327014, 92591327015, 92591327016

Parameter	Units	Blank Result	Reporting Limit	MDL	Analyzed	Qualifiers
Dibromomethane	ug/L	ND	0.50	0.39	03/05/22 01:16	
Dichlorodifluoromethane	ug/L	ND	0.50	0.35	03/05/22 01:16	
Diisopropyl ether	ug/L	ND	0.50	0.31	03/05/22 01:16	
Ethylbenzene	ug/L	ND	0.50	0.30	03/05/22 01:16	
Hexachloro-1,3-butadiene	ug/L	ND	2.0	1.5	03/05/22 01:16	
Isopropylbenzene (Cumene)	ug/L	ND	0.50	0.33	03/05/22 01:16	
m&p-Xylene	ug/L	ND	1.0	0.71	03/05/22 01:16	
Methyl-tert-butyl ether	ug/L	ND	0.50	0.42	03/05/22 01:16	
Methylene Chloride	ug/L	ND	2.0	2.0	03/05/22 01:16	
n-Butylbenzene	ug/L	ND	0.50	0.49	03/05/22 01:16	
n-Propylbenzene	ug/L	ND	0.50	0.34	03/05/22 01:16	
Naphthalene	ug/L	ND	2.0	0.64	03/05/22 01:16	
o-Xylene	ug/L	ND	0.50	0.34	03/05/22 01:16	
sec-Butylbenzene	ug/L	ND	0.50	0.40	03/05/22 01:16	
Styrene	ug/L	ND	0.50	0.29	03/05/22 01:16	
tert-Butylbenzene	ug/L	ND	0.50	0.32	03/05/22 01:16	
Tetrachloroethene	ug/L	ND	0.50	0.29	03/05/22 01:16	
Toluene	ug/L	ND	0.50	0.48	03/05/22 01:16	
trans-1,2-Dichloroethene	ug/L	ND	0.50	0.40	03/05/22 01:16	
trans-1,3-Dichloropropene	ug/L	ND	0.50	0.36	03/05/22 01:16	
Trichloroethene	ug/L	ND	0.50	0.38	03/05/22 01:16	
Trichlorofluoromethane	ug/L	ND	1.0	0.30	03/05/22 01:16	
Vinyl chloride	ug/L	ND	1.0	0.39	03/05/22 01:16	
1,2-Dichloroethane-d4 (S)	%	91	70-130		03/05/22 01:16	
4-Bromofluorobenzene (S)	%	127	70-130		03/05/22 01:16	
Toluene-d8 (S)	%	104	70-130		03/05/22 01:16	

LABORATORY CONTROL SAMPLE: 3569793

Parameter	Units	Spike Conc.	LCS Result	LCS % Rec	% Rec Limits	Qualifiers
1,1,1,2-Tetrachloroethane	ug/L	50	50.3	101	60-140	
1,1,1-Trichloroethane	ug/L	50	49.6	99	60-140	
1,1,2,2-Tetrachloroethane	ug/L	50	55.9	112	60-140	
1,1,2-Trichloroethane	ug/L	50	40.5	81	60-140	
1,1-Dichloroethane	ug/L	50	41.4	83	60-140	
1,1-Dichloroethene	ug/L	50	48.8	98	60-140	
1,1-Dichloropropene	ug/L	50	51.7	103	60-140	
1,2,3-Trichlorobenzene	ug/L	50	42.0	84	60-140	
1,2,3-Trichloropropane	ug/L	50	51.0	102	60-140	
1,2,4-Trichlorobenzene	ug/L	50	42.3	85	60-140	
1,2,4-Trimethylbenzene	ug/L	50	41.9	84	60-140	
1,2-Dibromo-3-chloropropane	ug/L	50	42.0	84	60-140	

Results presented on this page are in the units indicated by the "Units" column except where an alternate unit is presented to the right of the result.

This report shall not be reproduced, except in full,
without the written consent of Pace Analytical Services, LLC.

Pace Analytical Services, LLC
9800 Kincey Ave. Suite 100
Huntersville, NC 28078
(704)875-9092

QUALITY CONTROL DATA

Project: CPC Huntersville-60674226
Pace Project No.: 92591327

LABORATORY CONTROL SAMPLE: 3569793

Parameter	Units	Spike Conc.	LCS Result	LCS % Rec	% Rec Limits	Qualifiers
1,2-Dibromoethane (EDB)	ug/L	50	48.5	97	60-140	
1,2-Dichlorobenzene	ug/L	50	47.5	95	60-140	
1,2-Dichloroethane	ug/L	50	44.8	90	60-140	
1,2-Dichloropropane	ug/L	50	51.7	103	60-140	
1,3,5-Trimethylbenzene	ug/L	50	43.8	88	60-140	
1,3-Dichlorobenzene	ug/L	50	47.7	95	60-140	
1,3-Dichloropropane	ug/L	50	48.9	98	60-140	
1,4-Dichlorobenzene	ug/L	50	47.7	95	60-140	
2,2-Dichloropropane	ug/L	50	45.5	91	60-140	
2-Chlorotoluene	ug/L	50	46.9	94	60-140	
4-Chlorotoluene	ug/L	50	39.2	78	60-140	
Benzene	ug/L	50	37.1	74	60-140	
Bromobenzene	ug/L	50	50.0	100	60-140	
Bromochloromethane	ug/L	50	55.9	112	60-140	
Bromodichloromethane	ug/L	50	45.7	91	60-140	
Bromoform	ug/L	50	46.7	93	60-140	
Bromomethane	ug/L	50	42.5	85	60-140	
Carbon tetrachloride	ug/L	50	43.8	88	60-140	
Chlorobenzene	ug/L	50	46.9	94	60-140	
Chloroethane	ug/L	50	41.6	83	60-140	
Chloroform	ug/L	50	53.1	106	60-140	
Chloromethane	ug/L	50	35.7	71	60-140	
cis-1,2-Dichloroethene	ug/L	50	47.2	94	60-140	
cis-1,3-Dichloropropene	ug/L	50	43.5	87	60-140	
Dibromochloromethane	ug/L	50	45.1	90	60-140	
Dibromomethane	ug/L	50	50.5	101	60-140	
Dichlorodifluoromethane	ug/L	50	38.5	77	60-140	
Diisopropyl ether	ug/L	50	43.0	86	60-140	
Ethylbenzene	ug/L	50	47.4	95	60-140	
Hexachloro-1,3-butadiene	ug/L	50	41.9	84	60-140	
Isopropylbenzene (Cumene)	ug/L	50	51.3	103	60-140	
m&p-Xylene	ug/L	100	94.5	95	60-140	
Methyl-tert-butyl ether	ug/L	50	49.3	99	60-140	
Methylene Chloride	ug/L	50	40.9	82	60-140	
n-Butylbenzene	ug/L	50	45.7	91	60-140	
n-Propylbenzene	ug/L	50	46.9	94	60-140	
Naphthalene	ug/L	50	39.7	79	60-140	
o-Xylene	ug/L	50	44.8	90	60-140	
sec-Butylbenzene	ug/L	50	43.5	87	60-140	
Styrene	ug/L	50	47.0	94	60-140	
tert-Butylbenzene	ug/L	50	34.5	69	60-140	
Tetrachloroethene	ug/L	50	47.0	94	60-140	
Toluene	ug/L	50	36.2	72	60-140	
trans-1,2-Dichloroethene	ug/L	50	42.3	85	60-140	
trans-1,3-Dichloropropene	ug/L	50	39.3	79	60-140	
Trichloroethene	ug/L	50	44.3	89	60-140	
Trichlorofluoromethane	ug/L	50	42.7	85	60-140	

Results presented on this page are in the units indicated by the "Units" column except where an alternate unit is presented to the right of the result.

This report shall not be reproduced, except in full,
without the written consent of Pace Analytical Services, LLC.

Pace Analytical Services, LLC
9800 Kincey Ave. Suite 100
Huntersville, NC 28078
(704)875-9092

QUALITY CONTROL DATA

Project: CPC Huntersville-60674226
Pace Project No.: 92591327

LABORATORY CONTROL SAMPLE: 3569793

Parameter	Units	Spike Conc.	LCS Result	LCS % Rec	% Rec Limits	Qualifiers
Vinyl chloride	ug/L	50	39.2	78	60-140	
1,2-Dichloroethane-d4 (S)	%			90	70-130	
4-Bromofluorobenzene (S)	%			115	70-130	
Toluene-d8 (S)	%			82	70-130	

MATRIX SPIKE & MATRIX SPIKE DUPLICATE: 3569794 3569795

Parameter	Units	92591327009 Result	MS Spike Conc.	MSD Spike Conc.	MS Result	MSD Result	MS % Rec	MSD % Rec	% Rec Limits	RPD	Max RPD	Qual
1,1,1,2-Tetrachloroethane	ug/L	ND	20	20	21.0	20.6	105	103	60-140	2	30	
1,1,1-Trichloroethane	ug/L	ND	20	20	21.9	18.5	109	92	60-140	17	30	
1,1,2,2-Tetrachloroethane	ug/L	ND	20	20	19.3	19.0	97	95	60-140	1	30	
1,1,2-Trichloroethane	ug/L	ND	20	20	20.9	19.8	105	99	60-140	5	30	
1,1-Dichloroethane	ug/L	ND	20	20	21.4	18.4	107	92	60-140	15	30	
1,1-Dichloroethene	ug/L	ND	20	20	22.3	20.0	111	100	60-140	11	30	
1,1-Dichloropropene	ug/L	ND	20	20	23.5	19.6	118	98	60-140	18	30	
1,2,3-Trichlorobenzene	ug/L	ND	20	20	19.3	19.5	97	98	60-140	1	30	
1,2,3-Trichloropropane	ug/L	ND	20	20	20.2	19.8	101	99	60-140	2	30	
1,2,4-Trichlorobenzene	ug/L	ND	20	20	19.5	19.6	97	98	60-140	1	30	
1,2,4-Trimethylbenzene	ug/L	ND	20	20	19.3	19.5	97	98	60-140	1	30	
1,2-Dibromo-3-chloropropane	ug/L	ND	20	20	18.2	18.8	91	94	60-140	4	30	
1,2-Dibromoethane (EDB)	ug/L	ND	20	20	20.3	20.3	101	102	60-140	0	30	
1,2-Dichlorobenzene	ug/L	ND	20	20	20.4	19.9	102	99	60-140	3	30	
1,2-Dichloroethane	ug/L	ND	20	20	19.8	18.3	99	91	60-140	8	30	
1,2-Dichloropropane	ug/L	ND	20	20	21.2	21.2	106	106	60-140	0	30	
1,3,5-Trimethylbenzene	ug/L	ND	20	20	19.9	19.5	99	97	60-140	2	30	
1,3-Dichlorobenzene	ug/L	ND	20	20	20.2	20.1	101	100	60-140	0	30	
1,3-Dichloropropane	ug/L	ND	20	20	20.9	21.1	104	105	60-140	1	30	
1,4-Dichlorobenzene	ug/L	ND	20	20	20.2	19.8	101	99	60-140	2	30	
2,2-Dichloropropane	ug/L	ND	20	20	19.8	18.7	99	93	60-140	6	30	
2-Chlorotoluene	ug/L	ND	20	20	20.0	19.8	100	99	60-140	1	30	
4-Chlorotoluene	ug/L	ND	20	20	19.2	18.8	96	94	60-140	2	30	
Benzene	ug/L	ND	20	20	24.0	18.6	120	93	60-140	26	30	
Bromobenzene	ug/L	ND	20	20	21.0	20.7	105	104	60-140	1	30	
Bromochloromethane	ug/L	ND	20	20	21.6	18.1	108	91	60-140	17	30	
Bromodichloromethane	ug/L	ND	20	20	20.2	19.4	101	97	60-140	4	30	
Bromoform	ug/L	ND	20	20	18.8	19.4	94	97	60-140	3	30	
Bromomethane	ug/L	ND	20	20	20.2	20.8	101	104	60-140	3	30	
Carbon tetrachloride	ug/L	ND	20	20	24.2	17.0	121	85	60-140	35	30	R1
Chlorobenzene	ug/L	ND	20	20	20.4	20.0	102	100	60-140	2	30	
Chloroethane	ug/L	ND	20	20	23.1	20.3	116	102	60-140	13	30	
Chloroform	ug/L	ND	20	20	20.5	18.1	103	91	60-140	13	30	
Chloromethane	ug/L	ND	20	20	18.0	16.2	90	81	60-140	10	30	
cis-1,2-Dichloroethene	ug/L	ND	20	20	20.7	18.2	103	91	60-140	13	30	

Results presented on this page are in the units indicated by the "Units" column except where an alternate unit is presented to the right of the result.

This report shall not be reproduced, except in full,
without the written consent of Pace Analytical Services, LLC.

Pace Analytical Services, LLC
9800 Kincey Ave. Suite 100
Huntersville, NC 28078
(704)875-9092

QUALITY CONTROL DATA

Project: CPC Huntersville-60674226
Pace Project No.: 92591327

MATRIX SPIKE & MATRIX SPIKE DUPLICATE: 3569794 3569795

Parameter	Units	92591327009 Result	MS Spike Conc.	MSD Spike Conc.	MS Result	MSD Result	MS % Rec	MSD % Rec	% Rec Limits	RPD	Max RPD	Qual
cis-1,3-Dichloropropene	ug/L	ND	20	20	20.6	20.3	103	102	60-140	2	30	
Dibromochloromethane	ug/L	ND	20	20	18.4	20.0	92	100	60-140	9	30	
Dibromomethane	ug/L	ND	20	20	22.5	20.7	113	104	60-140	8	30	
Dichlorodifluoromethane	ug/L	ND	20	20	20.2	17.7	101	88	60-140	13	30	
Diisopropyl ether	ug/L	ND	20	20	19.6	18.2	98	91	60-140	7	30	
Ethylbenzene	ug/L	ND	20	20	20.8	20.1	104	101	60-140	3	30	
Hexachloro-1,3-butadiene	ug/L	ND	20	20	19.6	22.5	98	112	60-140	14	30	
Isopropylbenzene (Cumene)	ug/L	ND	20	20	21.1	21.1	105	106	60-140	0	30	
m&p-Xylene	ug/L	ND	40	40	42.2	41.3	106	103	60-140	2	30	
Methyl-tert-butyl ether	ug/L	ND	20	20	20.4	17.1	102	86	60-140	18	30	
Methylene Chloride	ug/L	ND	20	20	20.7	16.0	104	80	60-140	26	30	
n-Butylbenzene	ug/L	ND	20	20	18.4	18.9	92	95	60-140	3	30	
n-Propylbenzene	ug/L	ND	20	20	19.8	19.7	99	99	60-140	0	30	
Naphthalene	ug/L	ND	20	20	18.1	17.7	90	88	60-140	2	30	
o-Xylene	ug/L	ND	20	20	20.6	20.6	103	103	60-140	0	30	
sec-Butylbenzene	ug/L	ND	20	20	19.5	19.4	98	97	60-140	0	30	
Styrene	ug/L	ND	20	20	20.3	20.0	102	100	60-140	1	30	
tert-Butylbenzene	ug/L	ND	20	20	16.9	17.0	85	85	60-140	0	30	
Tetrachloroethene	ug/L	ND	20	20	21.0	26.3	105	132	60-140	22	30	
Toluene	ug/L	ND	20	20	20.2	19.1	101	96	60-140	5	30	
trans-1,2-Dichloroethene	ug/L	ND	20	20	21.7	17.5	108	87	60-140	21	30	
trans-1,3-Dichloropropene	ug/L	ND	20	20	19.6	18.9	98	94	60-140	4	30	
Trichloroethene	ug/L	ND	20	20	22.5	21.6	112	108	60-140	4	30	
Trichlorofluoromethane	ug/L	ND	20	20	22.6	19.7	113	98	60-140	14	30	
Vinyl chloride	ug/L	ND	20	20	22.2	18.8	111	94	60-140	17	30	
1,2-Dichloroethane-d4 (S)	%						96	95	70-130			
4-Bromofluorobenzene (S)	%						98	98	70-130			
Toluene-d8 (S)	%						97	96	70-130			

Results presented on this page are in the units indicated by the "Units" column except where an alternate unit is presented to the right of the result.

This report shall not be reproduced, except in full,
without the written consent of Pace Analytical Services, LLC.

Pace Analytical Services, LLC
9800 Kincey Ave. Suite 100
Huntersville, NC 28078
(704)875-9092

QUALITY CONTROL DATA

Project: CPC Huntersville-60674226
Pace Project No.: 92591327

QC Batch: 682553
QC Batch Method: SM 6200B
Analysis Method: SM 6200B
Analysis Description: 6200B MSV
Laboratory: Pace Analytical Services - Charlotte
Associated Lab Samples: 92591327019, 92591327020, 92591327021, 92591327022, 92591327023, 92591327024, 92591327025, 92591327026, 92591327027

METHOD BLANK: 3570259
Matrix: Water
Associated Lab Samples: 92591327019, 92591327020, 92591327021, 92591327022, 92591327023, 92591327024, 92591327025, 92591327026, 92591327027

Parameter	Units	Blank Result	Reporting Limit	MDL	Analyzed	Qualifiers
1,1,1,2-Tetrachloroethane	ug/L	ND	0.50	0.31	03/04/22 18:29	
1,1,1-Trichloroethane	ug/L	ND	0.50	0.33	03/04/22 18:29	
1,1,2,2-Tetrachloroethane	ug/L	ND	0.50	0.22	03/04/22 18:29	
1,1,2-Trichloroethane	ug/L	ND	0.50	0.32	03/04/22 18:29	
1,1-Dichloroethane	ug/L	ND	0.50	0.37	03/04/22 18:29	
1,1-Dichloroethene	ug/L	ND	0.50	0.35	03/04/22 18:29	
1,1-Dichloropropene	ug/L	ND	0.50	0.43	03/04/22 18:29	
1,2,3-Trichlorobenzene	ug/L	ND	2.0	0.81	03/04/22 18:29	
1,2,3-Trichloropropane	ug/L	ND	0.50	0.26	03/04/22 18:29	
1,2,4-Trichlorobenzene	ug/L	ND	2.0	0.64	03/04/22 18:29	
1,2,4-Trimethylbenzene	ug/L	ND	0.50	0.50	03/04/22 18:29	
1,2-Dibromo-3-chloropropane	ug/L	ND	1.0	0.34	03/04/22 18:29	
1,2-Dibromoethane (EDB)	ug/L	ND	0.50	0.27	03/04/22 18:29	
1,2-Dichlorobenzene	ug/L	ND	0.50	0.34	03/04/22 18:29	
1,2-Dichloroethane	ug/L	ND	0.50	0.32	03/04/22 18:29	
1,2-Dichloropropane	ug/L	ND	0.50	0.36	03/04/22 18:29	
1,3,5-Trimethylbenzene	ug/L	ND	0.50	0.33	03/04/22 18:29	
1,3-Dichlorobenzene	ug/L	ND	0.50	0.34	03/04/22 18:29	
1,3-Dichloropropane	ug/L	ND	0.50	0.28	03/04/22 18:29	
1,4-Dichlorobenzene	ug/L	ND	0.50	0.33	03/04/22 18:29	
2,2-Dichloropropane	ug/L	ND	0.50	0.39	03/04/22 18:29	
2-Chlorotoluene	ug/L	ND	0.50	0.32	03/04/22 18:29	
4-Chlorotoluene	ug/L	ND	0.50	0.32	03/04/22 18:29	
Benzene	ug/L	ND	0.50	0.34	03/04/22 18:29	
Bromobenzene	ug/L	ND	0.50	0.29	03/04/22 18:29	
Bromochloromethane	ug/L	ND	0.50	0.47	03/04/22 18:29	
Bromodichloromethane	ug/L	ND	0.50	0.31	03/04/22 18:29	
Bromoform	ug/L	ND	0.50	0.34	03/04/22 18:29	
Bromomethane	ug/L	ND	5.0	1.7	03/04/22 18:29	
Carbon tetrachloride	ug/L	ND	0.50	0.33	03/04/22 18:29	
Chlorobenzene	ug/L	ND	0.50	0.28	03/04/22 18:29	
Chloroethane	ug/L	ND	1.0	0.65	03/04/22 18:29	
Chloroform	ug/L	ND	0.50	0.35	03/04/22 18:29	
Chloromethane	ug/L	ND	1.0	0.54	03/04/22 18:29	
cis-1,2-Dichloroethene	ug/L	ND	0.50	0.38	03/04/22 18:29	
cis-1,3-Dichloropropene	ug/L	ND	0.50	0.36	03/04/22 18:29	
Dibromochloromethane	ug/L	ND	0.50	0.36	03/04/22 18:29	
Dibromomethane	ug/L	ND	0.50	0.39	03/04/22 18:29	
Dichlorodifluoromethane	ug/L	ND	0.50	0.35	03/04/22 18:29	

Results presented on this page are in the units indicated by the "Units" column except where an alternate unit is presented to the right of the result.

This report shall not be reproduced, except in full,
without the written consent of Pace Analytical Services, LLC.

Pace Analytical Services, LLC
9800 Kincey Ave. Suite 100
Huntersville, NC 28078
(704)875-9092

QUALITY CONTROL DATA

Project: CPC Huntersville-60674226
Pace Project No.: 92591327

METHOD BLANK: 3570259 Matrix: Water

Associated Lab Samples: 92591327019, 92591327020, 92591327021, 92591327022, 92591327023, 92591327024, 92591327025, 92591327026, 92591327027

Parameter	Units	Blank Result	Reporting Limit	MDL	Analyzed	Qualifiers
Diisopropyl ether	ug/L	ND	0.50	0.31	03/04/22 18:29	
Ethylbenzene	ug/L	ND	0.50	0.30	03/04/22 18:29	
Hexachloro-1,3-butadiene	ug/L	ND	2.0	1.5	03/04/22 18:29	
Isopropylbenzene (Cumene)	ug/L	ND	0.50	0.33	03/04/22 18:29	
m&p-Xylene	ug/L	ND	1.0	0.71	03/04/22 18:29	
Methyl-tert-butyl ether	ug/L	ND	0.50	0.42	03/04/22 18:29	
Methylene Chloride	ug/L	ND	2.0	2.0	03/04/22 18:29	
n-Butylbenzene	ug/L	ND	0.50	0.49	03/04/22 18:29	
n-Propylbenzene	ug/L	ND	0.50	0.34	03/04/22 18:29	
Naphthalene	ug/L	ND	2.0	0.64	03/04/22 18:29	
o-Xylene	ug/L	ND	0.50	0.34	03/04/22 18:29	
sec-Butylbenzene	ug/L	ND	0.50	0.40	03/04/22 18:29	
Styrene	ug/L	ND	0.50	0.29	03/04/22 18:29	
tert-Butylbenzene	ug/L	ND	0.50	0.32	03/04/22 18:29	
Tetrachloroethene	ug/L	ND	0.50	0.29	03/04/22 18:29	
Toluene	ug/L	ND	0.50	0.48	03/04/22 18:29	
trans-1,2-Dichloroethene	ug/L	ND	0.50	0.40	03/04/22 18:29	
trans-1,3-Dichloropropene	ug/L	ND	0.50	0.36	03/04/22 18:29	
Trichloroethene	ug/L	ND	0.50	0.38	03/04/22 18:29	
Trichlorofluoromethane	ug/L	ND	1.0	0.30	03/04/22 18:29	
Vinyl chloride	ug/L	ND	1.0	0.39	03/04/22 18:29	
1,2-Dichloroethane-d4 (S)	%	98	70-130		03/04/22 18:29	
4-Bromofluorobenzene (S)	%	100	70-130		03/04/22 18:29	
Toluene-d8 (S)	%	101	70-130		03/04/22 18:29	

LABORATORY CONTROL SAMPLE: 3570260

Parameter	Units	Spike Conc.	LCS Result	LCS % Rec	% Rec Limits	Qualifiers
1,1,1,2-Tetrachloroethane	ug/L	50	51.4	103	60-140	
1,1,1-Trichloroethane	ug/L	50	48.3	97	60-140	
1,1,2,2-Tetrachloroethane	ug/L	50	49.9	100	60-140	
1,1,2-Trichloroethane	ug/L	50	50.5	101	60-140	
1,1-Dichloroethane	ug/L	50	47.0	94	60-140	
1,1-Dichloroethene	ug/L	50	46.8	94	60-140	
1,1-Dichloropropene	ug/L	50	51.1	102	60-140	
1,2,3-Trichlorobenzene	ug/L	50	56.8	114	60-140	
1,2,3-Trichloropropane	ug/L	50	48.2	96	60-140	
1,2,4-Trichlorobenzene	ug/L	50	55.0	110	60-140	
1,2,4-Trimethylbenzene	ug/L	50	49.8	100	60-140	
1,2-Dibromo-3-chloropropane	ug/L	50	57.0	114	60-140	
1,2-Dibromoethane (EDB)	ug/L	50	51.0	102	60-140	
1,2-Dichlorobenzene	ug/L	50	50.0	100	60-140	
1,2-Dichloroethane	ug/L	50	45.8	92	60-140	

Results presented on this page are in the units indicated by the "Units" column except where an alternate unit is presented to the right of the result.

This report shall not be reproduced, except in full,
without the written consent of Pace Analytical Services, LLC.

Pace Analytical Services, LLC
9800 Kincey Ave. Suite 100
Huntersville, NC 28078
(704)875-9092

QUALITY CONTROL DATA

Project: CPC Huntersville-60674226
Pace Project No.: 92591327

LABORATORY CONTROL SAMPLE: 3570260

Parameter	Units	Spike Conc.	LCS Result	LCS % Rec	% Rec Limits	Qualifiers
1,2-Dichloropropane	ug/L	50	50.4	101	60-140	
1,3,5-Trimethylbenzene	ug/L	50	51.3	103	60-140	
1,3-Dichlorobenzene	ug/L	50	50.8	102	60-140	
1,3-Dichloropropane	ug/L	50	49.5	99	60-140	
1,4-Dichlorobenzene	ug/L	50	49.0	98	60-140	
2,2-Dichloropropane	ug/L	50	49.6	99	60-140	
2-Chlorotoluene	ug/L	50	49.2	98	60-140	
4-Chlorotoluene	ug/L	50	49.0	98	60-140	
Benzene	ug/L	50	47.7	95	60-140	
Bromobenzene	ug/L	50	51.4	103	60-140	
Bromochloromethane	ug/L	50	49.9	100	60-140	
Bromodichloromethane	ug/L	50	50.4	101	60-140	
Bromoform	ug/L	50	53.5	107	60-140	
Bromomethane	ug/L	50	47.4	95	60-140	
Carbon tetrachloride	ug/L	50	45.8	92	60-140	
Chlorobenzene	ug/L	50	49.4	99	60-140	
Chloroethane	ug/L	50	45.1	90	60-140	
Chloroform	ug/L	50	50.4	101	60-140	
Chloromethane	ug/L	50	42.7	85	60-140	
cis-1,2-Dichloroethene	ug/L	50	47.7	95	60-140	
cis-1,3-Dichloropropene	ug/L	50	51.9	104	60-140	
Dibromochloromethane	ug/L	50	48.8	98	60-140	
Dibromomethane	ug/L	50	49.1	98	60-140	
Dichlorodifluoromethane	ug/L	50	44.3	89	60-140	
Diisopropyl ether	ug/L	50	46.3	93	60-140	
Ethylbenzene	ug/L	50	48.8	98	60-140	
Hexachloro-1,3-butadiene	ug/L	50	54.8	110	60-140	
Isopropylbenzene (Cumene)	ug/L	50	50.3	101	60-140	
m&p-Xylene	ug/L	100	97.5	97	60-140	
Methyl-tert-butyl ether	ug/L	50	49.3	99	60-140	
Methylene Chloride	ug/L	50	52.5	105	60-140	
n-Butylbenzene	ug/L	50	53.2	106	60-140	
n-Propylbenzene	ug/L	50	49.8	100	60-140	
Naphthalene	ug/L	50	55.5	111	60-140	
o-Xylene	ug/L	50	48.7	97	60-140	
sec-Butylbenzene	ug/L	50	50.0	100	60-140	
Styrene	ug/L	50	51.3	103	60-140	
tert-Butylbenzene	ug/L	50	42.9	86	60-140	
Tetrachloroethene	ug/L	50	48.4	97	60-140	
Toluene	ug/L	50	47.4	95	60-140	
trans-1,2-Dichloroethene	ug/L	50	48.4	97	60-140	
trans-1,3-Dichloropropene	ug/L	50	51.9	104	60-140	
Trichloroethene	ug/L	50	47.9	96	60-140	
Trichlorofluoromethane	ug/L	50	42.5	85	60-140	
Vinyl chloride	ug/L	50	47.7	95	60-140	
1,2-Dichloroethane-d4 (S)	%			103	70-130	
4-Bromofluorobenzene (S)	%			98	70-130	

Results presented on this page are in the units indicated by the "Units" column except where an alternate unit is presented to the right of the result.

This report shall not be reproduced, except in full,
without the written consent of Pace Analytical Services, LLC.

Pace Analytical Services, LLC
9800 Kincey Ave. Suite 100
Huntersville, NC 28078
(704)875-9092

QUALITY CONTROL DATA

Project: CPC Huntersville-60674226
Pace Project No.: 92591327

LABORATORY CONTROL SAMPLE: 3570260

Parameter	Units	Spike Conc.	LCS Result	LCS % Rec	% Rec Limits	Qualifiers
Toluene-d8 (S)	%			99	70-130	

MATRIX SPIKE & MATRIX SPIKE DUPLICATE: 3570261 3570262

Parameter	Units	92591327026 Result	MS Spike Conc.	MSD Spike Conc.	MS Result	MSD Result	MS % Rec	MSD % Rec	% Rec Limits	RPD	Max RPD	Qual
1,1,1,2-Tetrachloroethane	ug/L	ND	20	20	23.2	24.5	116	122	60-140	6	30	
1,1,1-Trichloroethane	ug/L	ND	20	20	24.4	25.0	122	125	60-140	3	30	
1,1,2,2-Tetrachloroethane	ug/L	ND	20	20	22.8	23.4	114	117	60-140	3	30	
1,1,2-Trichloroethane	ug/L	ND	20	20	22.6	23.1	113	116	60-140	2	30	
1,1-Dichloroethane	ug/L	ND	20	20	24.1	24.0	120	120	60-140	0	30	
1,1-Dichloroethene	ug/L	ND	20	20	24.4	24.2	122	121	60-140	1	30	
1,1-Dichloropropene	ug/L	ND	20	20	25.0	25.6	125	128	60-140	2	30	
1,2,3-Trichlorobenzene	ug/L	ND	20	20	21.1	23.2	106	116	60-140	9	30	
1,2,3-Trichloropropane	ug/L	ND	20	20	22.0	25.6	110	128	60-140	15	30	
1,2,4-Trichlorobenzene	ug/L	ND	20	20	20.3	21.6	102	108	60-140	6	30	
1,2,4-Trimethylbenzene	ug/L	ND	20	20	21.6	22.6	108	113	60-140	5	30	
1,2-Dibromo-3-chloropropane	ug/L	ND	20	20	23.5	24.6	118	123	60-140	5	30	
1,2-Dibromoethane (EDB)	ug/L	ND	20	20	22.9	23.4	115	117	60-140	2	30	
1,2-Dichlorobenzene	ug/L	ND	20	20	21.8	22.4	109	112	60-140	3	30	
1,2-Dichloroethane	ug/L	ND	20	20	22.5	22.7	113	113	60-140	1	30	
1,2-Dichloropropane	ug/L	ND	20	20	23.8	24.4	119	122	60-140	3	30	
1,3,5-Trimethylbenzene	ug/L	ND	20	20	23.0	24.1	115	121	60-140	5	30	
1,3-Dichlorobenzene	ug/L	ND	20	20	22.5	23.1	113	116	60-140	3	30	
1,3-Dichloropropane	ug/L	ND	20	20	22.0	22.9	110	114	60-140	4	30	
1,4-Dichlorobenzene	ug/L	ND	20	20	21.9	22.3	110	112	60-140	2	30	
2,2-Dichloropropane	ug/L	ND	20	20	23.4	23.6	117	118	60-140	1	30	
2-Chlorotoluene	ug/L	ND	20	20	22.2	23.0	111	115	60-140	4	30	
4-Chlorotoluene	ug/L	ND	20	20	21.2	22.4	106	112	60-140	5	30	
Benzene	ug/L	0.99	20	20	24.7	25.1	119	120	60-140	1	30	
Bromobenzene	ug/L	ND	20	20	22.7	23.3	113	116	60-140	3	30	
Bromochloromethane	ug/L	ND	20	20	23.9	23.4	119	117	60-140	2	30	
Bromodichloromethane	ug/L	ND	20	20	23.6	23.7	118	119	60-140	0	30	
Bromoform	ug/L	ND	20	20	22.5	22.7	112	114	60-140	1	30	
Bromomethane	ug/L	ND	20	20	22.4	25.6	112	128	60-140	14	30	
Carbon tetrachloride	ug/L	ND	20	20	23.5	24.7	117	123	60-140	5	30	
Chlorobenzene	ug/L	ND	20	20	23.2	23.6	116	118	60-140	2	30	
Chloroethane	ug/L	ND	20	20	25.3	26.9	127	135	60-140	6	30	
Chloroform	ug/L	0.99	20	20	25.0	25.0	120	120	60-140	0	30	
Chloromethane	ug/L	ND	20	20	22.4	22.5	112	113	60-140	1	30	
cis-1,2-Dichloroethene	ug/L	ND	20	20	23.4	24.5	117	123	60-140	5	30	
cis-1,3-Dichloropropene	ug/L	ND	20	20	22.2	22.8	111	114	60-140	3	30	
Dibromochloromethane	ug/L	ND	20	20	21.0	22.0	105	110	60-140	5	30	
Dibromomethane	ug/L	ND	20	20	22.9	23.2	114	116	60-140	1	30	

Results presented on this page are in the units indicated by the "Units" column except where an alternate unit is presented to the right of the result.

REPORT OF LABORATORY ANALYSIS

This report shall not be reproduced, except in full,
without the written consent of Pace Analytical Services, LLC.

Pace Analytical Services, LLC
9800 Kincey Ave. Suite 100
Huntersville, NC 28078
(704)875-9092

QUALITY CONTROL DATA

Project: CPC Huntersville-60674226
Pace Project No.: 92591327

MATRIX SPIKE & MATRIX SPIKE DUPLICATE: 3570261 3570262

Parameter	Units	92591327026 Result	MS Spike Conc.	MSD Spike Conc.	MS Result	MSD Result	MS % Rec	MSD % Rec	% Rec Limits	RPD	Max RPD	Qual
Dichlorodifluoromethane	ug/L	ND	20	20	22.9	22.9	114	115	60-140	0	30	
Diisopropyl ether	ug/L	1.4	20	20	23.4	23.3	110	110	60-140	1	30	
Ethylbenzene	ug/L	ND	20	20	23.4	24.2	116	120	60-140	4	30	
Hexachloro-1,3-butadiene	ug/L	ND	20	20	20.6	21.6	103	108	60-140	5	30	
Isopropylbenzene (Cumene)	ug/L	ND	20	20	23.6	24.6	118	123	60-140	4	30	
m&p-Xylene	ug/L	ND	40	40	47.0	48.8	116	120	60-140	4	30	
Methyl-tert-butyl ether	ug/L	ND	20	20	22.2	22.1	109	108	60-140	1	30	
Methylene Chloride	ug/L	ND	20	20	25.3	25.1	127	126	60-140	1	30	
n-Butylbenzene	ug/L	ND	20	20	21.2	22.0	106	110	60-140	4	30	
n-Propylbenzene	ug/L	ND	20	20	21.7	22.8	109	114	60-140	5	30	
Naphthalene	ug/L	ND	20	20	21.4	23.1	107	116	60-140	8	30	
o-Xylene	ug/L	0.36J	20	20	23.1	23.7	114	117	60-140	3	30	
sec-Butylbenzene	ug/L	ND	20	20	22.0	22.8	110	114	60-140	4	30	
Styrene	ug/L	ND	20	20	23.3	24.4	116	122	60-140	5	30	
tert-Butylbenzene	ug/L	ND	20	20	19.2	20.1	96	101	60-140	5	30	
Tetrachloroethene	ug/L	ND	20	20	22.8	23.6	114	118	60-140	4	30	
Toluene	ug/L	1.8	20	20	24.5	24.5	113	113	60-140	0	30	
trans-1,2-Dichloroethene	ug/L	ND	20	20	24.4	24.7	122	124	60-140	1	30	
trans-1,3-Dichloropropene	ug/L	ND	20	20	22.0	22.4	110	112	60-140	2	30	
Trichloroethene	ug/L	ND	20	20	23.0	24.0	115	120	60-140	5	30	
Trichlorofluoromethane	ug/L	ND	20	20	23.1	23.3	116	116	60-140	1	30	
Vinyl chloride	ug/L	ND	20	20	23.7	23.8	119	119	60-140	0	30	
1,2-Dichloroethane-d4 (S)	%						99	98	70-130			
4-Bromofluorobenzene (S)	%						98	99	70-130			
Toluene-d8 (S)	%						98	99	70-130			

Results presented on this page are in the units indicated by the "Units" column except where an alternate unit is presented to the right of the result.

This report shall not be reproduced, except in full,
without the written consent of Pace Analytical Services, LLC.

Pace Analytical Services, LLC
9800 Kincey Ave. Suite 100
Huntersville, NC 28078
(704)875-9092

QUALITY CONTROL DATA

Project: CPC Huntersville-60674226
Pace Project No.: 92591327

QC Batch: 683069
QC Batch Method: SM 6200B
Analysis Method: SM 6200B
Analysis Description: 6200B MSV
Laboratory: Pace Analytical Services - Charlotte
Associated Lab Samples: 92591327018

METHOD BLANK: 3572828
Matrix: Water
Associated Lab Samples: 92591327018

Parameter	Units	Blank Result	Reporting Limit	MDL	Analyzed	Qualifiers
1,1,1,2-Tetrachloroethane	ug/L	ND	0.50	0.31	03/08/22 12:35	
1,1,1-Trichloroethane	ug/L	ND	0.50	0.33	03/08/22 12:35	
1,1,2,2-Tetrachloroethane	ug/L	ND	0.50	0.22	03/08/22 12:35	
1,1,2-Trichloroethane	ug/L	ND	0.50	0.32	03/08/22 12:35	
1,1-Dichloroethane	ug/L	ND	0.50	0.37	03/08/22 12:35	
1,1-Dichloroethene	ug/L	ND	0.50	0.35	03/08/22 12:35	
1,1-Dichloropropene	ug/L	ND	0.50	0.43	03/08/22 12:35	
1,2,3-Trichlorobenzene	ug/L	ND	2.0	0.81	03/08/22 12:35	
1,2,3-Trichloropropane	ug/L	ND	0.50	0.26	03/08/22 12:35	
1,2,4-Trichlorobenzene	ug/L	ND	2.0	0.64	03/08/22 12:35	
1,2,4-Trimethylbenzene	ug/L	ND	0.50	0.50	03/08/22 12:35	
1,2-Dibromo-3-chloropropane	ug/L	ND	1.0	0.34	03/08/22 12:35	
1,2-Dibromoethane (EDB)	ug/L	ND	0.50	0.27	03/08/22 12:35	
1,2-Dichlorobenzene	ug/L	ND	0.50	0.34	03/08/22 12:35	
1,2-Dichloroethane	ug/L	ND	0.50	0.32	03/08/22 12:35	
1,2-Dichloropropane	ug/L	ND	0.50	0.36	03/08/22 12:35	
1,3,5-Trimethylbenzene	ug/L	ND	0.50	0.33	03/08/22 12:35	
1,3-Dichlorobenzene	ug/L	ND	0.50	0.34	03/08/22 12:35	
1,3-Dichloropropane	ug/L	ND	0.50	0.28	03/08/22 12:35	
1,4-Dichlorobenzene	ug/L	ND	0.50	0.33	03/08/22 12:35	
2,2-Dichloropropane	ug/L	ND	0.50	0.39	03/08/22 12:35	
2-Chlorotoluene	ug/L	ND	0.50	0.32	03/08/22 12:35	
4-Chlorotoluene	ug/L	ND	0.50	0.32	03/08/22 12:35	
Benzene	ug/L	ND	0.50	0.34	03/08/22 12:35	
Bromobenzene	ug/L	ND	0.50	0.29	03/08/22 12:35	
Bromochloromethane	ug/L	ND	0.50	0.47	03/08/22 12:35	
Bromodichloromethane	ug/L	ND	0.50	0.31	03/08/22 12:35	
Bromoform	ug/L	ND	0.50	0.34	03/08/22 12:35	
Bromomethane	ug/L	ND	5.0	1.7	03/08/22 12:35	
Carbon tetrachloride	ug/L	ND	0.50	0.33	03/08/22 12:35	
Chlorobenzene	ug/L	ND	0.50	0.28	03/08/22 12:35	
Chloroethane	ug/L	ND	1.0	0.65	03/08/22 12:35	
Chloroform	ug/L	ND	0.50	0.35	03/08/22 12:35	
Chloromethane	ug/L	ND	1.0	0.54	03/08/22 12:35	
cis-1,2-Dichloroethene	ug/L	ND	0.50	0.38	03/08/22 12:35	
cis-1,3-Dichloropropene	ug/L	ND	0.50	0.36	03/08/22 12:35	
Dibromochloromethane	ug/L	ND	0.50	0.36	03/08/22 12:35	
Dibromomethane	ug/L	ND	0.50	0.39	03/08/22 12:35	
Dichlorodifluoromethane	ug/L	ND	0.50	0.35	03/08/22 12:35	
Diisopropyl ether	ug/L	ND	0.50	0.31	03/08/22 12:35	

Results presented on this page are in the units indicated by the "Units" column except where an alternate unit is presented to the right of the result.

This report shall not be reproduced, except in full,
without the written consent of Pace Analytical Services, LLC.

Pace Analytical Services, LLC
9800 Kincey Ave. Suite 100
Huntersville, NC 28078
(704)875-9092

QUALITY CONTROL DATA

Project: CPC Huntersville-60674226
Pace Project No.: 92591327

METHOD BLANK: 3572828 Matrix: Water
Associated Lab Samples: 92591327018

Parameter	Units	Blank Result	Reporting Limit	MDL	Analyzed	Qualifiers
Ethylbenzene	ug/L	ND	0.50	0.30	03/08/22 12:35	
Hexachloro-1,3-butadiene	ug/L	ND	2.0	1.5	03/08/22 12:35	
Isopropylbenzene (Cumene)	ug/L	ND	0.50	0.33	03/08/22 12:35	
m&p-Xylene	ug/L	ND	1.0	0.71	03/08/22 12:35	
Methyl-tert-butyl ether	ug/L	ND	0.50	0.42	03/08/22 12:35	
Methylene Chloride	ug/L	ND	2.0	2.0	03/08/22 12:35	
n-Butylbenzene	ug/L	ND	0.50	0.49	03/08/22 12:35	
n-Propylbenzene	ug/L	ND	0.50	0.34	03/08/22 12:35	
Naphthalene	ug/L	ND	2.0	0.64	03/08/22 12:35	
o-Xylene	ug/L	ND	0.50	0.34	03/08/22 12:35	
sec-Butylbenzene	ug/L	ND	0.50	0.40	03/08/22 12:35	
Styrene	ug/L	ND	0.50	0.29	03/08/22 12:35	
tert-Butylbenzene	ug/L	ND	0.50	0.32	03/08/22 12:35	
Tetrachloroethene	ug/L	ND	0.50	0.29	03/08/22 12:35	
Toluene	ug/L	ND	0.50	0.48	03/08/22 12:35	
trans-1,2-Dichloroethene	ug/L	ND	0.50	0.40	03/08/22 12:35	
trans-1,3-Dichloropropene	ug/L	ND	0.50	0.36	03/08/22 12:35	
Trichloroethene	ug/L	ND	0.50	0.38	03/08/22 12:35	
Trichlorofluoromethane	ug/L	ND	1.0	0.30	03/08/22 12:35	
Vinyl chloride	ug/L	ND	1.0	0.39	03/08/22 12:35	
1,2-Dichloroethane-d4 (S)	%	94	70-130		03/08/22 12:35	
4-Bromofluorobenzene (S)	%	101	70-130		03/08/22 12:35	
Toluene-d8 (S)	%	104	70-130		03/08/22 12:35	

LABORATORY CONTROL SAMPLE: 3572829

Parameter	Units	Spike Conc.	LCS Result	LCS % Rec	% Rec Limits	Qualifiers
1,1,1,2-Tetrachloroethane	ug/L	50	48.4	97	60-140	
1,1,1-Trichloroethane	ug/L	50	56.6	113	60-140	
1,1,2,2-Tetrachloroethane	ug/L	50	37.6	75	60-140	
1,1,2-Trichloroethane	ug/L	50	52.6	105	60-140	
1,1-Dichloroethane	ug/L	50	51.9	104	60-140	
1,1-Dichloroethene	ug/L	50	52.2	104	60-140	
1,1-Dichloropropene	ug/L	50	58.9	118	60-140	
1,2,3-Trichlorobenzene	ug/L	50	51.9	104	60-140	
1,2,3-Trichloropropane	ug/L	50	37.1	74	60-140	
1,2,4-Trichlorobenzene	ug/L	50	56.5	113	60-140	
1,2,4-Trimethylbenzene	ug/L	50	43.0	86	60-140	
1,2-Dibromo-3-chloropropane	ug/L	50	50.0	100	60-140	
1,2-Dibromoethane (EDB)	ug/L	50	46.0	92	60-140	
1,2-Dichlorobenzene	ug/L	50	46.1	92	60-140	
1,2-Dichloroethane	ug/L	50	53.2	106	60-140	
1,2-Dichloropropane	ug/L	50	48.4	97	60-140	
1,3,5-Trimethylbenzene	ug/L	50	43.8	88	60-140	

Results presented on this page are in the units indicated by the "Units" column except where an alternate unit is presented to the right of the result.

This report shall not be reproduced, except in full,
without the written consent of Pace Analytical Services, LLC.

Pace Analytical Services, LLC
9800 Kincey Ave. Suite 100
Huntersville, NC 28078
(704)875-9092

QUALITY CONTROL DATA

Project: CPC Huntersville-60674226
Pace Project No.: 92591327

LABORATORY CONTROL SAMPLE: 3572829

Parameter	Units	Spike Conc.	LCS Result	LCS % Rec	% Rec Limits	Qualifiers
1,3-Dichlorobenzene	ug/L	50	45.9	92	60-140	
1,3-Dichloropropane	ug/L	50	49.7	99	60-140	
1,4-Dichlorobenzene	ug/L	50	46.2	92	60-140	
2,2-Dichloropropane	ug/L	50	51.6	103	60-140	
2-Chlorotoluene	ug/L	50	44.3	89	60-140	
4-Chlorotoluene	ug/L	50	41.5	83	60-140	
Benzene	ug/L	50	51.5	103	60-140	
Bromobenzene	ug/L	50	46.9	94	60-140	
Bromochloromethane	ug/L	50	55.9	112	60-140	
Bromodichloromethane	ug/L	50	44.5	89	60-140	
Bromoform	ug/L	50	37.9	76	60-140	
Bromomethane	ug/L	50	32.7	65	60-140	
Carbon tetrachloride	ug/L	50	52.9	106	60-140	
Chlorobenzene	ug/L	50	47.5	95	60-140	
Chloroethane	ug/L	50	47.1	94	60-140	
Chloroform	ug/L	50	55.9	112	60-140	
Chloromethane	ug/L	50	35.8	72	60-140	
cis-1,2-Dichloroethene	ug/L	50	53.0	106	60-140	
cis-1,3-Dichloropropene	ug/L	50	47.6	95	60-140	
Dibromochloromethane	ug/L	50	41.5	83	60-140	
Dibromomethane	ug/L	50	48.9	98	60-140	
Dichlorodifluoromethane	ug/L	50	40.6	81	60-140	
Diisopropyl ether	ug/L	50	49.2	98	60-140	
Ethylbenzene	ug/L	50	47.2	94	60-140	
Hexachloro-1,3-butadiene	ug/L	50	51.1	102	60-140	
Isopropylbenzene (Cumene)	ug/L	50	40.1	80	60-140	
m&p-Xylene	ug/L	100	86.7	87	60-140	
Methyl-tert-butyl ether	ug/L	50	52.2	104	60-140	
Methylene Chloride	ug/L	50	45.3	91	60-140	
n-Butylbenzene	ug/L	50	43.1	86	60-140	
n-Propylbenzene	ug/L	50	43.6	87	60-140	
Naphthalene	ug/L	50	49.0	98	60-140	
o-Xylene	ug/L	50	38.8	78	60-140	
sec-Butylbenzene	ug/L	50	44.0	88	60-140	
Styrene	ug/L	50	39.4	79	60-140	
tert-Butylbenzene	ug/L	50	42.7	85	60-140	
Tetrachloroethene	ug/L	50	48.5	97	60-140	
Toluene	ug/L	50	46.7	93	60-140	
trans-1,2-Dichloroethene	ug/L	50	47.2	94	60-140	
trans-1,3-Dichloropropene	ug/L	50	51.5	103	60-140	
Trichloroethene	ug/L	50	54.4	109	60-140	
Trichlorofluoromethane	ug/L	50	49.2	98	60-140	
Vinyl chloride	ug/L	50	49.7	99	60-140	
1,2-Dichloroethane-d4 (S)	%			95	70-130	
4-Bromofluorobenzene (S)	%			82	70-130	
Toluene-d8 (S)	%			88	70-130	

Results presented on this page are in the units indicated by the "Units" column except where an alternate unit is presented to the right of the result.

This report shall not be reproduced, except in full,
without the written consent of Pace Analytical Services, LLC.

Pace Analytical Services, LLC
9800 Kincey Ave. Suite 100
Huntersville, NC 28078
(704)875-9092

QUALITY CONTROL DATA

Project: CPC Huntersville-60674226
Pace Project No.: 92591327

MATRIX SPIKE & MATRIX SPIKE DUPLICATE: 3572830 3572831

Parameter	Units	92591717006 Result	MS Spike Conc.	MSD Spike Conc.	MS Result	MSD Result	MS % Rec	MSD % Rec	% Rec Limits	RPD	Max RPD	Qual
1,1,1,2-Tetrachloroethane	ug/L	ND	20	20	18.6	20.0	93	100	60-140	7	30	
1,1,1-Trichloroethane	ug/L	ND	20	20	24.5	28.4	123	142	60-140	15	30	M1
1,1,2,2-Tetrachloroethane	ug/L	ND	20	20	22.3	16.9	112	85	60-140	28	30	
1,1,2-Trichloroethane	ug/L	ND	20	20	22.7	22.0	114	110	60-140	3	30	
1,1-Dichloroethane	ug/L	ND	20	20	24.8	28.3	124	142	60-140	13	30	M1
1,1-Dichloroethene	ug/L	ND	20	20	25.3	29.6	127	148	60-140	16	30	M1
1,1-Dichloropropene	ug/L	ND	20	20	26.5	30.7	132	154	60-140	15	30	M1
1,2,3-Trichlorobenzene	ug/L	ND	20	20	18.3	22.6	92	113	60-140	21	30	
1,2,3-Trichloropropane	ug/L	ND	20	20	22.2	16.3	111	82	60-140	31	30	R1
1,2,4-Trichlorobenzene	ug/L	ND	20	20	18.7	23.0	94	115	60-140	20	30	
1,2,4-Trimethylbenzene	ug/L	4.8	20	20	30.8	27.3	130	113	60-140	12	30	
1,2-Dibromo-3-chloropropane	ug/L	ND	20	20	17.4	20.0	87	100	60-140	14	30	
1,2-Dibromoethane (EDB)	ug/L	ND	20	20	19.0	19.7	95	99	60-140	4	30	
1,2-Dichlorobenzene	ug/L	ND	20	20	19.7	19.1	98	96	60-140	3	30	
1,2-Dichloroethane	ug/L	ND	20	20	20.1	21.9	100	109	60-140	8	30	
1,2-Dichloropropane	ug/L	ND	20	20	23.8	22.7	119	113	60-140	5	30	
1,3,5-Trimethylbenzene	ug/L	ND	20	20	23.9	19.2	119	96	60-140	22	30	
1,3-Dichlorobenzene	ug/L	ND	20	20	19.8	19.3	99	96	60-140	3	30	
1,3-Dichloropropane	ug/L	ND	20	20	18.6	17.6	93	88	60-140	5	30	
1,4-Dichlorobenzene	ug/L	ND	20	20	19.4	18.9	97	95	60-140	2	30	
2,2-Dichloropropane	ug/L	ND	20	20	23.4	27.8	117	139	60-140	17	30	
2-Chlorotoluene	ug/L	ND	20	20	23.9	19.0	120	95	60-140	23	30	
4-Chlorotoluene	ug/L	ND	20	20	22.3	18.1	111	90	60-140	21	30	
Benzene	ug/L	4.0	20	20	38.9	29.1	175	126	60-140	29	30	M1
Bromobenzene	ug/L	ND	20	20	24.4	20.2	122	101	60-140	19	30	
Bromochloromethane	ug/L	ND	20	20	25.2	29.8	126	149	60-140	17	30	M1
Bromodichloromethane	ug/L	ND	20	20	21.3	20.9	107	104	60-140	2	30	
Bromoform	ug/L	ND	20	20	17.9	16.2	90	81	60-140	10	30	
Bromomethane	ug/L	ND	20	20	17.6	23.9	88	119	60-140	30	30	
Carbon tetrachloride	ug/L	ND	20	20	28.0	27.2	140	136	60-140	3	30	
Chlorobenzene	ug/L	ND	20	20	19.8	19.5	99	97	60-140	2	30	
Chloroethane	ug/L	ND	20	20	24.2	29.8	121	149	60-140	21	30	M1
Chloroform	ug/L	ND	20	20	24.4	28.1	122	140	60-140	14	30	
Chloromethane	ug/L	ND	20	20	16.7	19.8	83	99	60-140	17	30	
cis-1,2-Dichloroethene	ug/L	ND	20	20	24.5	28.7	122	143	60-140	16	30	M1
cis-1,3-Dichloropropene	ug/L	ND	20	20	22.1	21.2	110	106	60-140	4	30	
Dibromochloromethane	ug/L	ND	20	20	16.7	16.2	84	81	60-140	4	30	
Dibromomethane	ug/L	ND	20	20	24.1	23.4	120	117	60-140	3	30	
Dichlorodifluoromethane	ug/L	ND	20	20	17.3	20.1	86	101	60-140	15	30	
Diisopropyl ether	ug/L	ND	20	20	23.0	26.9	115	134	60-140	15	30	
Ethylbenzene	ug/L	0.51	20	20	21.8	22.8	106	112	60-140	5	30	
Hexachloro-1,3-butadiene	ug/L	ND	20	20	19.5	22.8	97	114	60-140	16	30	
Isopropylbenzene (Cumene)	ug/L	ND	20	20	22.2	19.2	111	96	60-140	14	30	
m&p-Xylene	ug/L	2.6	40	40	42.5	51.1	100	121	60-140	18	30	

Results presented on this page are in the units indicated by the "Units" column except where an alternate unit is presented to the right of the result.

This report shall not be reproduced, except in full,
without the written consent of Pace Analytical Services, LLC.

Pace Analytical Services, LLC
9800 Kincey Ave. Suite 100
Huntersville, NC 28078
(704)875-9092

QUALITY CONTROL DATA

Project: CPC Huntersville-60674226
Pace Project No.: 92591327

MATRIX SPIKE & MATRIX SPIKE DUPLICATE: 3572830 3572831

Parameter	Units	92591717006 Result	MS Spike Conc.	MSD Spike Conc.	MS Result	MSD Result	MS % Rec	MSD % Rec	% Rec Limits	RPD	Max RPD	Qual
Methyl-tert-butyl ether	ug/L	ND	20	20	25.1	29.4	123	145	60-140	16	30	M1
Methylene Chloride	ug/L	ND	20	20	25.0	29.7	125	149	60-140	17	30	M1
n-Butylbenzene	ug/L	ND	20	20	17.9	18.5	90	92	60-140	3	30	
n-Propylbenzene	ug/L	ND	20	20	24.0	19.1	120	96	60-140	23	30	
Naphthalene	ug/L	3.0	20	20	21.2	27.0	91	120	60-140	24	30	
o-Xylene	ug/L	ND	20	20	21.1	18.6	104	92	60-140	12	30	
sec-Butylbenzene	ug/L	ND	20	20	20.9	19.3	105	96	60-140	8	30	
Styrene	ug/L	ND	20	20	20.4	18.4	102	92	60-140	10	30	
tert-Butylbenzene	ug/L	ND	20	20	17.0	15.9	85	80	60-140	7	30	
Tetrachloroethene	ug/L	ND	20	20	19.3	18.6	96	93	60-140	3	30	
Toluene	ug/L	ND	20	20	21.7	20.7	109	104	60-140	5	30	
trans-1,2-Dichloroethene	ug/L	ND	20	20	25.6	29.8	128	149	60-140	15	30	M1
trans-1,3-Dichloropropene	ug/L	ND	20	20	21.0	20.7	105	104	60-140	1	30	
Trichloroethene	ug/L	ND	20	20	24.6	22.8	123	114	60-140	8	30	
Trichlorofluoromethane	ug/L	ND	20	20	23.1	26.8	115	134	60-140	15	30	
Vinyl chloride	ug/L	ND	20	20	21.8	25.9	109	129	60-140	17	30	
1,2-Dichloroethane-d4 (S)	%						99	103	70-130			
4-Bromofluorobenzene (S)	%						114	92	70-130			
Toluene-d8 (S)	%						99	99	70-130			

Results presented on this page are in the units indicated by the "Units" column except where an alternate unit is presented to the right of the result.

This report shall not be reproduced, except in full,
without the written consent of Pace Analytical Services, LLC.

Pace Analytical Services, LLC
9800 Kincey Ave. Suite 100
Huntersville, NC 28078
(704)875-9092

QUALITY CONTROL DATA

Project: CPC Huntersville-60674226
Pace Project No.: 92591327

QC Batch: 683274
QC Batch Method: SM 6200B
Analysis Method: SM 6200B
Analysis Description: 6200B MSV
Laboratory: Pace Analytical Services - Charlotte
Associated Lab Samples: 92591327017

METHOD BLANK: 3574053
Matrix: Water
Associated Lab Samples: 92591327017

Parameter	Units	Blank Result	Reporting Limit	MDL	Analyzed	Qualifiers
1,1,1,2-Tetrachloroethane	ug/L	ND	0.50	0.31	03/09/22 12:29	
1,1,1-Trichloroethane	ug/L	ND	0.50	0.33	03/09/22 12:29	
1,1,2,2-Tetrachloroethane	ug/L	ND	0.50	0.22	03/09/22 12:29	
1,1,2-Trichloroethane	ug/L	ND	0.50	0.32	03/09/22 12:29	
1,1-Dichloroethane	ug/L	ND	0.50	0.37	03/09/22 12:29	
1,1-Dichloroethene	ug/L	ND	0.50	0.35	03/09/22 12:29	
1,1-Dichloropropene	ug/L	ND	0.50	0.43	03/09/22 12:29	
1,2,3-Trichlorobenzene	ug/L	ND	2.0	0.81	03/09/22 12:29	
1,2,3-Trichloropropane	ug/L	ND	0.50	0.26	03/09/22 12:29	
1,2,4-Trichlorobenzene	ug/L	ND	2.0	0.64	03/09/22 12:29	
1,2,4-Trimethylbenzene	ug/L	ND	0.50	0.50	03/09/22 12:29	
1,2-Dibromo-3-chloropropane	ug/L	ND	1.0	0.34	03/09/22 12:29	
1,2-Dibromoethane (EDB)	ug/L	ND	0.50	0.27	03/09/22 12:29	
1,2-Dichlorobenzene	ug/L	ND	0.50	0.34	03/09/22 12:29	
1,2-Dichloroethane	ug/L	ND	0.50	0.32	03/09/22 12:29	
1,2-Dichloropropane	ug/L	ND	0.50	0.36	03/09/22 12:29	
1,3,5-Trimethylbenzene	ug/L	ND	0.50	0.33	03/09/22 12:29	
1,3-Dichlorobenzene	ug/L	ND	0.50	0.34	03/09/22 12:29	
1,3-Dichloropropane	ug/L	ND	0.50	0.28	03/09/22 12:29	
1,4-Dichlorobenzene	ug/L	ND	0.50	0.33	03/09/22 12:29	
2,2-Dichloropropane	ug/L	ND	0.50	0.39	03/09/22 12:29	
2-Chlorotoluene	ug/L	ND	0.50	0.32	03/09/22 12:29	
4-Chlorotoluene	ug/L	ND	0.50	0.32	03/09/22 12:29	
Benzene	ug/L	ND	0.50	0.34	03/09/22 12:29	
Bromobenzene	ug/L	ND	0.50	0.29	03/09/22 12:29	
Bromochloromethane	ug/L	ND	0.50	0.47	03/09/22 12:29	
Bromodichloromethane	ug/L	ND	0.50	0.31	03/09/22 12:29	
Bromoform	ug/L	ND	0.50	0.34	03/09/22 12:29	
Bromomethane	ug/L	ND	5.0	1.7	03/09/22 12:29	
Carbon tetrachloride	ug/L	ND	0.50	0.33	03/09/22 12:29	
Chlorobenzene	ug/L	ND	0.50	0.28	03/09/22 12:29	
Chloroethane	ug/L	ND	1.0	0.65	03/09/22 12:29	
Chloroform	ug/L	ND	0.50	0.35	03/09/22 12:29	
Chloromethane	ug/L	ND	1.0	0.54	03/09/22 12:29	
cis-1,2-Dichloroethene	ug/L	ND	0.50	0.38	03/09/22 12:29	
cis-1,3-Dichloropropene	ug/L	ND	0.50	0.36	03/09/22 12:29	
Dibromochloromethane	ug/L	ND	0.50	0.36	03/09/22 12:29	
Dibromomethane	ug/L	ND	0.50	0.39	03/09/22 12:29	
Dichlorodifluoromethane	ug/L	ND	0.50	0.35	03/09/22 12:29	
Diisopropyl ether	ug/L	ND	0.50	0.31	03/09/22 12:29	

Results presented on this page are in the units indicated by the "Units" column except where an alternate unit is presented to the right of the result.

REPORT OF LABORATORY ANALYSIS

This report shall not be reproduced, except in full,
without the written consent of Pace Analytical Services, LLC.

Pace Analytical Services, LLC
9800 Kincey Ave. Suite 100
Huntersville, NC 28078
(704)875-9092

QUALITY CONTROL DATA

Project: CPC Huntersville-60674226
Pace Project No.: 92591327

METHOD BLANK: 3574053 Matrix: Water
Associated Lab Samples: 92591327017

Parameter	Units	Blank Result	Reporting Limit	MDL	Analyzed	Qualifiers
Ethylbenzene	ug/L	ND	0.50	0.30	03/09/22 12:29	
Hexachloro-1,3-butadiene	ug/L	ND	2.0	1.5	03/09/22 12:29	
Isopropylbenzene (Cumene)	ug/L	ND	0.50	0.33	03/09/22 12:29	
m&p-Xylene	ug/L	ND	1.0	0.71	03/09/22 12:29	
Methyl-tert-butyl ether	ug/L	ND	0.50	0.42	03/09/22 12:29	
Methylene Chloride	ug/L	ND	2.0	2.0	03/09/22 12:29	
n-Butylbenzene	ug/L	ND	0.50	0.49	03/09/22 12:29	
n-Propylbenzene	ug/L	ND	0.50	0.34	03/09/22 12:29	
Naphthalene	ug/L	ND	2.0	0.64	03/09/22 12:29	
o-Xylene	ug/L	ND	0.50	0.34	03/09/22 12:29	
sec-Butylbenzene	ug/L	ND	0.50	0.40	03/09/22 12:29	
Styrene	ug/L	ND	0.50	0.29	03/09/22 12:29	
tert-Butylbenzene	ug/L	ND	0.50	0.32	03/09/22 12:29	
Tetrachloroethene	ug/L	ND	0.50	0.29	03/09/22 12:29	
Toluene	ug/L	ND	0.50	0.48	03/09/22 12:29	
trans-1,2-Dichloroethene	ug/L	ND	0.50	0.40	03/09/22 12:29	
trans-1,3-Dichloropropene	ug/L	ND	0.50	0.36	03/09/22 12:29	
Trichloroethene	ug/L	ND	0.50	0.38	03/09/22 12:29	
Trichlorofluoromethane	ug/L	ND	1.0	0.30	03/09/22 12:29	
Vinyl chloride	ug/L	ND	1.0	0.39	03/09/22 12:29	
1,2-Dichloroethane-d4 (S)	%	94	70-130		03/09/22 12:29	
4-Bromofluorobenzene (S)	%	102	70-130		03/09/22 12:29	
Toluene-d8 (S)	%	123	70-130		03/09/22 12:29	

LABORATORY CONTROL SAMPLE: 3574054

Parameter	Units	Spike Conc.	LCS Result	LCS % Rec	% Rec Limits	Qualifiers
1,1,1,2-Tetrachloroethane	ug/L	50	49.7	99	60-140	
1,1,1-Trichloroethane	ug/L	50	51.2	102	60-140	
1,1,2,2-Tetrachloroethane	ug/L	50	46.2	92	60-140	
1,1,2-Trichloroethane	ug/L	50	44.2	88	60-140	
1,1-Dichloroethane	ug/L	50	46.0	92	60-140	
1,1-Dichloroethene	ug/L	50	49.3	99	60-140	
1,1-Dichloropropene	ug/L	50	55.9	112	60-140	
1,2,3-Trichlorobenzene	ug/L	50	45.9	92	60-140	
1,2,3-Trichloropropane	ug/L	50	45.9	92	60-140	
1,2,4-Trichlorobenzene	ug/L	50	46.2	92	60-140	
1,2,4-Trimethylbenzene	ug/L	50	39.3	79	60-140	
1,2-Dibromo-3-chloropropane	ug/L	50	41.4	83	60-140	
1,2-Dibromoethane (EDB)	ug/L	50	46.3	93	60-140	
1,2-Dichlorobenzene	ug/L	50	44.2	88	60-140	
1,2-Dichloroethane	ug/L	50	50.8	102	60-140	
1,2-Dichloropropane	ug/L	50	51.4	103	60-140	
1,3,5-Trimethylbenzene	ug/L	50	40.0	80	60-140	

Results presented on this page are in the units indicated by the "Units" column except where an alternate unit is presented to the right of the result.

This report shall not be reproduced, except in full,
without the written consent of Pace Analytical Services, LLC.

Pace Analytical Services, LLC
9800 Kincey Ave. Suite 100
Huntersville, NC 28078
(704)875-9092

QUALITY CONTROL DATA

Project: CPC Huntersville-60674226
Pace Project No.: 92591327

LABORATORY CONTROL SAMPLE: 3574054

Parameter	Units	Spike Conc.	LCS Result	LCS % Rec	% Rec Limits	Qualifiers
1,3-Dichlorobenzene	ug/L	50	43.0	86	60-140	
1,3-Dichloropropane	ug/L	50	46.6	93	60-140	
1,4-Dichlorobenzene	ug/L	50	43.7	87	60-140	
2,2-Dichloropropane	ug/L	50	50.1	100	60-140	
2-Chlorotoluene	ug/L	50	40.0	80	60-140	
4-Chlorotoluene	ug/L	50	38.3	77	60-140	
Benzene	ug/L	50	47.2	94	60-140	
Bromobenzene	ug/L	50	42.4	85	60-140	
Bromochloromethane	ug/L	50	50.8	102	60-140	
Bromodichloromethane	ug/L	50	45.9	92	60-140	
Bromoform	ug/L	50	47.0	94	60-140	
Bromomethane	ug/L	50	45.4	91	60-140	
Carbon tetrachloride	ug/L	50	47.3	95	60-140	
Chlorobenzene	ug/L	50	43.9	88	60-140	
Chloroethane	ug/L	50	45.4	91	60-140	
Chloroform	ug/L	50	48.5	97	60-140	
Chloromethane	ug/L	50	47.2	94	60-140	
cis-1,2-Dichloroethene	ug/L	50	49.2	98	60-140	
cis-1,3-Dichloropropene	ug/L	50	49.4	99	60-140	
Dibromochloromethane	ug/L	50	42.3	85	60-140	
Dibromomethane	ug/L	50	50.2	100	60-140	
Dichlorodifluoromethane	ug/L	50	48.9	98	60-140	
Diisopropyl ether	ug/L	50	48.5	97	60-140	
Ethylbenzene	ug/L	50	44.6	89	60-140	
Hexachloro-1,3-butadiene	ug/L	50	46.5	93	60-140	
Isopropylbenzene (Cumene)	ug/L	50	50.7	101	60-140	
m&p-Xylene	ug/L	100	96.9	97	60-140	
Methyl-tert-butyl ether	ug/L	50	54.9	110	60-140	
Methylene Chloride	ug/L	50	49.1	98	60-140	
n-Butylbenzene	ug/L	50	43.3	87	60-140	
n-Propylbenzene	ug/L	50	40.5	81	60-140	
Naphthalene	ug/L	50	43.2	86	60-140	
o-Xylene	ug/L	50	48.2	96	60-140	
sec-Butylbenzene	ug/L	50	42.9	86	60-140	
Styrene	ug/L	50	48.8	98	60-140	
tert-Butylbenzene	ug/L	50	33.4	67	60-140	
Tetrachloroethene	ug/L	50	48.9	98	60-140	
Toluene	ug/L	50	41.9	84	60-140	
trans-1,2-Dichloroethene	ug/L	50	50.8	102	60-140	
trans-1,3-Dichloropropene	ug/L	50	43.8	88	60-140	
Trichloroethene	ug/L	50	53.3	107	60-140	
Trichlorofluoromethane	ug/L	50	46.8	94	60-140	
Vinyl chloride	ug/L	50	49.0	98	60-140	
1,2-Dichloroethane-d4 (S)	%			101	70-130	
4-Bromofluorobenzene (S)	%			108	70-130	
Toluene-d8 (S)	%			92	70-130	

Results presented on this page are in the units indicated by the "Units" column except where an alternate unit is presented to the right of the result.

This report shall not be reproduced, except in full,
without the written consent of Pace Analytical Services, LLC.

Pace Analytical Services, LLC
9800 Kincey Ave. Suite 100
Huntersville, NC 28078
(704)875-9092

QUALITY CONTROL DATA

Project: CPC Huntersville-60674226
Pace Project No.: 92591327

MATRIX SPIKE & MATRIX SPIKE DUPLICATE: 3574055 3574056

Parameter	Units	92591976003 Result	MS Spike Conc.	MSD Spike Conc.	MS Result	MSD Result	MS % Rec	MSD % Rec	% Rec Limits	RPD	Max RPD	Qual
1,1,1,2-Tetrachloroethane	ug/L	ND	5000	5000	5280	5060	106	101	60-140	4	30	
1,1,1-Trichloroethane	ug/L	ND	5000	5000	6370	5930	127	119	60-140	7	30	
1,1,2,2-Tetrachloroethane	ug/L	ND	5000	5000	4920	4810	98	96	60-140	2	30	
1,1,2-Trichloroethane	ug/L	ND	5000	5000	5560	6470	111	129	60-140	15	30	
1,1-Dichloroethane	ug/L	ND	5000	5000	6960	5690	139	114	60-140	20	30	
1,1-Dichloroethene	ug/L	ND	5000	5000	7140	6180	143	124	60-140	14	30	M1
1,1-Dichloropropene	ug/L	ND	5000	5000	6860	6570	137	131	60-140	4	30	
1,2,3-Trichlorobenzene	ug/L	ND	5000	5000	4380	4190	88	84	60-140	4	30	
1,2,3-Trichloropropane	ug/L	ND	5000	5000	4820	4840	96	97	60-140	0	30	
1,2,4-Trichlorobenzene	ug/L	ND	5000	5000	4420	4120	88	82	60-140	7	30	
1,2,4-Trimethylbenzene	ug/L	906	5000	5000	5480	5640	92	95	60-140	3	30	
1,2-Dibromo-3-chloropropane	ug/L	ND	5000	5000	4050	3710	81	74	60-140	9	30	
1,2-Dibromoethane (EDB)	ug/L	ND	5000	5000	4770	5080	95	102	60-140	6	30	
1,2-Dichlorobenzene	ug/L	ND	5000	5000	4640	4380	93	88	60-140	6	30	
1,2-Dichloroethane	ug/L	ND	5000	5000	5800	5670	116	113	60-140	2	30	
1,2-Dichloropropane	ug/L	ND	5000	5000	6100	6640	122	133	60-140	8	30	
1,3,5-Trimethylbenzene	ug/L	230	5000	5000	4860	5160	93	99	60-140	6	30	
1,3-Dichlorobenzene	ug/L	ND	5000	5000	4860	4890	97	98	60-140	1	30	
1,3-Dichloropropane	ug/L	ND	5000	5000	4940	5270	99	105	60-140	6	30	
1,4-Dichlorobenzene	ug/L	ND	5000	5000	4800	4870	96	97	60-140	1	30	
2,2-Dichloropropane	ug/L	ND	5000	5000	5420	4750	108	95	60-140	13	30	
2-Chlorotoluene	ug/L	ND	5000	5000	4690	4960	94	99	60-140	6	30	
4-Chlorotoluene	ug/L	ND	5000	5000	4270	4680	85	94	60-140	9	30	
Benzene	ug/L	14000	5000	5000	19300	21400	107	149	60-140	10	30	M1
Bromobenzene	ug/L	ND	5000	5000	5070	5120	101	102	60-140	1	30	
Bromochloromethane	ug/L	ND	5000	5000	6780	6150	136	123	60-140	10	30	
Bromodichloromethane	ug/L	ND	5000	5000	5310	5290	106	106	60-140	0	30	
Bromoform	ug/L	ND	5000	5000	4720	4400	94	88	60-140	7	30	
Bromomethane	ug/L	ND	5000	5000	5690	5610	114	112	60-140	1	30	
Carbon tetrachloride	ug/L	ND	5000	5000	6130	5860	123	117	60-140	5	30	
Chlorobenzene	ug/L	ND	5000	5000	4950	5120	99	102	60-140	3	30	
Chloroethane	ug/L	ND	5000	5000	6680	6070	134	121	60-140	10	30	
Chloroform	ug/L	ND	5000	5000	6220	5720	124	114	60-140	8	30	
Chloromethane	ug/L	ND	5000	5000	5550	5660	111	113	60-140	2	30	
cis-1,2-Dichloroethene	ug/L	ND	5000	5000	6720	5610	134	112	60-140	18	30	
cis-1,3-Dichloropropene	ug/L	ND	5000	5000	5270	5570	105	111	60-140	6	30	
Dibromochloromethane	ug/L	ND	5000	5000	4410	4520	88	90	60-140	2	30	
Dibromomethane	ug/L	ND	5000	5000	5970	5960	119	119	60-140	0	30	
Dichlorodifluoromethane	ug/L	ND	5000	5000	5220	4930	104	99	60-140	6	30	
Diisopropyl ether	ug/L	1980	5000	5000	9700	7240	154	105	60-140	29	30	M1
Ethylbenzene	ug/L	1730	5000	5000	6870	7010	103	106	60-140	2	30	
Hexachloro-1,3-butadiene	ug/L	ND	5000	5000	4690	4280	94	86	60-140	9	30	
Isopropylbenzene (Cumene)	ug/L	ND	5000	5000	5270	5350	105	106	60-140	1	30	
m&p-Xylene	ug/L	6470	10000	10000	17300	17000	108	105	60-140	2	30	

Results presented on this page are in the units indicated by the "Units" column except where an alternate unit is presented to the right of the result.

This report shall not be reproduced, except in full,
without the written consent of Pace Analytical Services, LLC.

Pace Analytical Services, LLC
9800 Kincey Ave. Suite 100
Huntersville, NC 28078
(704)875-9092

QUALITY CONTROL DATA

Project: CPC Huntersville-60674226
Pace Project No.: 92591327

MATRIX SPIKE & MATRIX SPIKE DUPLICATE: 3574055 3574056

Parameter	Units	92591976003 Result	MS Spike Conc.	MSD Spike Conc.	MS Result	MSD Result	MS % Rec	MSD % Rec	% Rec Limits	RPD	Max RPD	Qual
Methyl-tert-butyl ether	ug/L	626	5000	5000	8210	6580	152	119	60-140	22	30	M1
Methylene Chloride	ug/L	ND	5000	5000	7500	5730	150	115	60-140	27	30	M1
n-Butylbenzene	ug/L	ND	5000	5000	4260	4610	85	92	60-140	8	30	
n-Propylbenzene	ug/L	127	5000	5000	4810	5060	94	99	60-140	5	30	
Naphthalene	ug/L	242J	5000	5000	4370	4050	83	76	60-140	8	30	
o-Xylene	ug/L	3300	5000	5000	8550	8540	105	105	60-140	0	30	
sec-Butylbenzene	ug/L	ND	5000	5000	4990	4960	100	99	60-140	1	30	
Styrene	ug/L	ND	5000	5000	5370	5110	107	102	60-140	5	30	
tert-Butylbenzene	ug/L	ND	5000	5000	3780	4070	76	81	60-140	8	30	
Tetrachloroethene	ug/L	ND	5000	5000	5070	4740	101	95	60-140	7	30	
Toluene	ug/L	29000	5000	5000	32900	33100	77	82	60-140	1	30	
trans-1,2-Dichloroethene	ug/L	ND	5000	5000	7320	5760	146	115	60-140	24	30	M1
trans-1,3-Dichloropropene	ug/L	ND	5000	5000	4970	5200	99	104	60-140	5	30	
Trichloroethene	ug/L	ND	5000	5000	6190	6030	124	121	60-140	3	30	
Trichlorofluoromethane	ug/L	ND	5000	5000	6480	5910	130	118	60-140	9	30	
Vinyl chloride	ug/L	ND	5000	5000	6620	6100	132	122	60-140	8	30	
1,2-Dichloroethane-d4 (S)	%						97	95	70-130			
4-Bromofluorobenzene (S)	%						105	100	70-130			
Toluene-d8 (S)	%						96	97	70-130			

Results presented on this page are in the units indicated by the "Units" column except where an alternate unit is presented to the right of the result.

This report shall not be reproduced, except in full,
without the written consent of Pace Analytical Services, LLC.

Pace Analytical Services, LLC
9800 Kincey Ave. Suite 100
Huntersville, NC 28078
(704)875-9092

QUALIFIERS

Project: CPC Huntersville-60674226
Pace Project No.: 92591327

DEFINITIONS

DF - Dilution Factor, if reported, represents the factor applied to the reported data due to dilution of the sample aliquot.

ND - Not Detected at or above adjusted reporting limit.

TNTC - Too Numerous To Count

J - Estimated concentration above the adjusted method detection limit and below the adjusted reporting limit.

MDL - Adjusted Method Detection Limit.

PQL - Practical Quantitation Limit.

RL - Reporting Limit - The lowest concentration value that meets project requirements for quantitative data with known precision and bias for a specific analyte in a specific matrix.

S - Surrogate

1,2-Diphenylhydrazine decomposes to and cannot be separated from Azobenzene using Method 8270. The result for each analyte is a combined concentration.

Consistent with EPA guidelines, unrounded data are displayed and have been used to calculate % recovery and RPD values.

LCS(D) - Laboratory Control Sample (Duplicate)

MS(D) - Matrix Spike (Duplicate)

DUP - Sample Duplicate

RPD - Relative Percent Difference

NC - Not Calculable.

SG - Silica Gel - Clean-Up

U - Indicates the compound was analyzed for, but not detected.

Acid preservation may not be appropriate for 2 Chloroethylvinyl ether.

A separate vial preserved to a pH of 4-5 is recommended in SW846 Chapter 4 for the analysis of Acrolein and Acrylonitrile by EPA Method 8260.

N-Nitrosodiphenylamine decomposes and cannot be separated from Diphenylamine using Method 8270. The result reported for each analyte is a combined concentration.

Reported results are not rounded until the final step prior to reporting. Therefore, calculated parameters that are typically reported as "Total" may vary slightly from the sum of the reported component parameters.

Pace Analytical is TNI accredited. Contact your Pace PM for the current list of accredited analytes.

TNI - The NELAC Institute.

ANALYTE QUALIFIERS

M1	Matrix spike recovery exceeded QC limits. Batch accepted based on laboratory control sample (LCS) recovery.
N2	The lab does not hold NELAC/TNI accreditation for this parameter but other accreditations/certifications may apply. A complete list of accreditations/certifications is available upon request.
R1	RPD value was outside control limits.
S3	Surrogate recovery exceeded laboratory control limits. Analyte presence below reporting limits in associated sample.

This report shall not be reproduced, except in full,
without the written consent of Pace Analytical Services, LLC.

Pace Analytical Services, LLC
9800 Kincey Ave. Suite 100
Huntersville, NC 28078
(704)875-9092

QUALITY CONTROL DATA CROSS REFERENCE TABLE

Project: CPC Huntersville-60674226
Pace Project No.: 92591327

Lab ID	Sample ID	QC Batch Method	QC Batch	Analytical Method	Analytical Batch
92591327001	**FB-1-20220303**	MADEP VPH	682708		
92591327002	**MW-61D**	MADEP VPH	682708		
92591327003	**MW-02**	MADEP VPH	682708		
92591327004	**MW-58**	MADEP VPH	682708		
92591327005	**DUP-2-20220303**	MADEP VPH	682708		
92591327006	**MW-89D**	MADEP VPH	682708		
92591327007	**MW-69**	MADEP VPH	682961		
92591327008	**MW-92**	MADEP VPH	682961		
92591327009	**MW-04D**	MADEP VPH	682961		
92591327010	**MW-59**	MADEP VPH	682961		
92591327011	**MW-04**	MADEP VPH	682961		
92591327012	**MW-06**	MADEP VPH	682961		
92591327013	**MW-93**	MADEP VPH	682961		
92591327014	**MW-71**	MADEP VPH	682961		
92591327015	**MW-12**	MADEP VPH	682961		
92591327016	**MW-30**	MADEP VPH	682961		
92591327017	**MW-52**	MADEP VPH	683301		
92591327018	**DUP-1-20220303**	MADEP VPH	682961		
92591327019	**MW-09**	MADEP VPH	682961		
92591327020	**EB-2-20220303**	MADEP VPH	682961		
92591327021	**FB-2-20220303**	MADEP VPH	682961		
92591327024	**EB-1-20220303**	MADEP VPH	682961		
92591327025	**MW-36DR**	MADEP VPH	682961		
92591327026	**MW-90DD**	MADEP VPH	682961		
92591327027	**MW-15**	MADEP VPH	682961		
92591327002	**MW-61D**	EPA 3010A	682697	EPA 6020B	682715
92591327003	**MW-02**	EPA 3010A	682697	EPA 6020B	682715
92591327004	**MW-58**	EPA 3010A	682697	EPA 6020B	682715
92591327005	**DUP-2-20220303**	EPA 3010A	682697	EPA 6020B	682715
92591327006	**MW-89D**	EPA 3010A	682697	EPA 6020B	682715
92591327007	**MW-69**	EPA 3010A	682697	EPA 6020B	682715
92591327008	**MW-92**	EPA 3010A	682697	EPA 6020B	682715
92591327009	**MW-04D**	EPA 3010A	682697	EPA 6020B	682715
92591327010	**MW-59**	EPA 3010A	682697	EPA 6020B	682715
92591327011	**MW-04**	EPA 3010A	682697	EPA 6020B	682715
92591327012	**MW-06**	EPA 3010A	682697	EPA 6020B	682715
92591327013	**MW-93**	EPA 3010A	682698	EPA 6020B	682716
92591327014	**MW-71**	EPA 3010A	682698	EPA 6020B	682716
92591327015	**MW-12**	EPA 3010A	682698	EPA 6020B	682716
92591327016	**MW-30**	EPA 3010A	682698	EPA 6020B	682716
92591327017	**MW-52**	EPA 3010A	682698	EPA 6020B	682716
92591327018	**DUP-1-20220303**	EPA 3010A	682698	EPA 6020B	682716
92591327019	**MW-09**	EPA 3010A	682698	EPA 6020B	682716
92591327024	**EB-1-20220303**	EPA 3010A	682698	EPA 6020B	682716
92591327025	**MW-36DR**	EPA 3010A	682698	EPA 6020B	682716
92591327026	**MW-90DD**	EPA 3010A	682698	EPA 6020B	682716

This report shall not be reproduced, except in full,
without the written consent of Pace Analytical Services, LLC.

Pace Analytical Services, LLC
9800 Kincey Ave. Suite 100
Huntersville, NC 28078
(704)875-9092

QUALITY CONTROL DATA CROSS REFERENCE TABLE

Project: CPC Huntersville-60674226
Pace Project No.: 92591327

Lab ID	Sample ID	QC Batch Method	QC Batch	Analytical Method	Analytical Batch
92591327027	**MW-15**	EPA 3010A	683547	EPA 6020B	684030
92591327001	**FB-1-20220303**	SM 6200B	682497		
92591327002	**MW-61D**	SM 6200B	682497		
92591327003	**MW-02**	SM 6200B	682497		
92591327004	**MW-58**	SM 6200B	682497		
92591327005	**DUP-2-20220303**	SM 6200B	682497		
92591327006	**MW-89D**	SM 6200B	682497		
92591327007	**MW-69**	SM 6200B	682497		
92591327008	**MW-92**	SM 6200B	682497		
92591327009	**MW-04D**	SM 6200B	682497		
92591327010	**MW-59**	SM 6200B	682497		
92591327011	**MW-04**	SM 6200B	682497		
92591327012	**MW-06**	SM 6200B	682497		
92591327013	**MW-93**	SM 6200B	682497		
92591327014	**MW-71**	SM 6200B	682497		
92591327015	**MW-12**	SM 6200B	682497		
92591327016	**MW-30**	SM 6200B	682497		
92591327017	**MW-52**	SM 6200B	683274		
92591327018	**DUP-1-20220303**	SM 6200B	683069		
92591327019	**MW-09**	SM 6200B	682553		
92591327020	**EB-2-20220303**	SM 6200B	682553		
92591327021	**FB-2-20220303**	SM 6200B	682553		
92591327022	**TRIP BLANK 1**	SM 6200B	682553		
92591327023	**TRIP BLANK 2**	SM 6200B	682553		
92591327024	**EB-1-20220303**	SM 6200B	682553		
92591327025	**MW-36DR**	SM 6200B	682553		
92591327026	**MW-90DD**	SM 6200B	682553		
92591327027	**MW-15**	SM 6200B	682553		

This report shall not be reproduced, except in full,
without the written consent of Pace Analytical Services, LLC.

Pace Analytical	Document Name: Sample Condition Upon Receipt (SCUR)	Document Revised: November 15, 2021 Page 1 of 2
	Document No.: F-CAR-CS-033-Rev.08	Issuing Authority: Pace Carolinas Quality Office

Laboratory receiving samples:
Asheville ☐ Eden ☐ Greenwood ☐ Huntersville ☒ Raleigh ☐ Mechanicsville ☐ Atlanta ☐ Kernersville ☐

Sample Condition Upon Receipt

Client Name: AECOM

Project #: WO#: 92591327
92591327

Courier: ☐ Commercial ☐ Fed Ex ☐ Pace ☐ UPS ☐ USPS ☐ Other:____ ☒ Client

Custody Seal Present? ☐ Yes ☒ No **Seals Intact?** ☐ Yes ☒ No

Date/Initials Person Examining Contents: KH 3/3/22

Packing Material: ☒ Bubble Wrap ☒ Bubble Bags ☐ None ☐ Other

Biological Tissue Frozen? ☐ Yes ☐ No ☒ N/A

Thermometer: ☒ IR Gun ID: 92064

Type of Ice: ☒ Wet ☐ Blue ☐ None

Cooler Temp: 1.9 **Correction Factor:** Add/Subtract (°C) 0

Temp should be above freezing to 6°C
☐ Samples out of temp criteria. Samples on ice, cooling process has begun

Cooler Temp Corrected (°C): 1.9

USDA Regulated Soil (☒ N/A, water sample)

Did samples originate in a quarantine zone within the United States: CA, NY, or SC (check maps)? ☐ Yes ☐ No

Did samples originate from a foreign source (internationally, including Hawaii and Puerto Rico)? ☐ Yes ☐ No

				Comments/Discrepancy:
Chain of Custody Present?	☒ Yes	☐ No	☐ N/A	1.
Samples Arrived within Hold Time?	☒ Yes	☐ No	☐ N/A	2.
Short Hold Time Analysis (<72 hr.)?	☐ Yes	☒ No	☐ N/A	3.
Rush Turn Around Time Requested?	☐ Yes	☒ No	☐ N/A	4.
Sufficient Volume?	☒ Yes	☐ No	☐ N/A	5.
Correct Containers Used?	☒ Yes	☐ No	☐ N/A	6.
-Pace Containers Used?	☒ Yes	☐ No	☐ N/A	
Containers Intact?	☒ Yes	☐ No	☐ N/A	7.
Dissolved analysis: Samples Field Filtered?	☐ Yes	☐ No	☒ N/A	8.
Sample Labels Match COC?	☒ Yes	☐ No	☐ N/A	9.
-Includes Date/Time/ID/Analysis Matrix: WT				
Headspace in VOA Vials (>5-6mm)?	☐ Yes	☒ No	☐ N/A	10.
Trip Blank Present?	☒ Yes	☐ No	☐ N/A	11.
Trip Blank Custody Seals Present?	☒ Yes	☐ No	☐ N/A	

COMMENTS/SAMPLE DISCREPANCY

Field Data Required? ☐ Yes ☐ No

Lot ID of split containers:

CLIENT NOTIFICATION/RESOLUTION

Person contacted: _____ Date/Time: _____

Project Manager SCURF Review: _____ **Date:** _____

Project Manager SRF Review: _____ **Date:** _____

***Check mark top half of box if pH and/or dechlorination is verified and within the acceptance range for preservation samples.**

Exceptions: VOA, Coliform, TOC, Oil and Grease, DRO/8015 (water) DOC, LLHg

****Bottom half of box is to list number of bottles**

Project # WO#: 92591327

PM: BV Due Date: 03/08/22

CLIENT: 92-AECOM CHA

Item#	BP4U-125 mL Plastic Unpreserved (N/A) (Cl-)	BP3U-250 mL Plastic Unpreserved (N/A)	BP2U-500 mL Plastic Unpreserved (N/A)	BP1U-1 liter Plastic Unpreserved (N/A)	BP4S-125 mL Plastic H2SO4 (pH < 2) (Cl-)	BP3N-250 mL plastic HNO3 (pH < 2)	BP4Z-125 mL Plastic ZN Acetate & NaOH (>9)	BP4B-125 mL Plastic NaOH (pH > 12) (Cl-)	WGFU-Wide-mouthed Glass jar Unpreserved	AG1U-1 liter Amber Unpreserved (N/A) (Cl-)	AG1H-1 liter Amber HCl (pH < 2)	AG3U-250 mL Amber Unpreserved (N/A) (Cl-)	AG1S-1 liter Amber H2SO4 (pH < 2)	AG3S-250 mL Amber H2SO4 (pH < 2)	AG3A(DG3A)-250 mL Amber NH4Cl (N/A)(Cl-)	DG9H-40 mL VOA HCl (N/A)	VG9T-40 mL VOA Na2S2O3 (N/A)	VG9U-40 mL VOA Unpreserved (N/A)	DG9P-40 mL VOA H3PO4 (N/A)	VOAK (3 vials per kit)-5035 kit (N/A)	V/GK (3 vials per kit)-VPH/Gas kit (N/A)	SPST-125 mL Sterile Plastic (N/A – lab)	SP2T-250 mL Sterile Plastic (N/A – lab)		BP3A-250 mL Plastic (NH2)2SO4 (9.3-9.7)	AG0U-100 mL Amber Unpreserved vials (N/A)	VSGU-20 mL Scintillation vials (N/A)	DG9U-40 mL Amber Unpreserved vials (N/A)
1																✓												
2						✓																						
3																												
4																												
5																												
6																												
7																												
8																												
9																												
10																												
11																												
12																												

pH Adjustment Log for Preserved Samples

Sample ID	Type of Preservative	pH upon receipt	Date preservation adjusted	Time preservation adjusted	Amount of Preservative added	Lot #

Note: Whenever there is a discrepancy affecting North Carolina compliance samples, a copy of this form will be sent to the North Carolina DEHNR Certification Office (i.e. Out of hold, incorrect preservative, out of temp, incorrect containers.

Pace Analytical®	Document Name: Sample Condition Upon Receipt (SCUR)	Document Revised: November 15, 2021 Page 2 of 2
	Document No.: F-CAR-CS-033-Rev.08	Issuing Authority: Pace Carolinas Quality Office

***Check mark top half of box if pH and/or dechlorination is verified and within the acceptance range for preservation samples.**

Exceptions: VOA, Coliform, TOC, Oil and Grease, DRO/8015 (water) DOC, LLHg

****Bottom half of box is to list number of bottles**

Project #

Item#	BP4U-125 mL Plastic Unpreserved (N/A) (Cl-)	BP3U-250 mL Plastic Unpreserved (N/A)	BP2U-500 mL Plastic Unpreserved (N/A)	BP1U-1 liter Plastic Unpreserved (N/A)	BP4S-125 mL Plastic H2SO4 (pH < 2) (Cl-)	BP3N-250 mL plastic HNO3 (pH < 2)	BP4Z-125 mL Plastic ZN Acetate & NaOH (>9)	BP4B-125 mL Plastic NaOH (pH > 12) (Cl-)	WGFU-Wide-mouthed Glass jar Unpreserved	AG1U-1 liter Amber Unpreserved (N/A) (Cl-)	AG1H-1 liter Amber HCl (pH < 2)	AG3U-250 mL Amber Unpreserved (N/A) (Cl-)	AG1S-1 liter Amber H2SO4 (pH < 2)	AG3S-250 mL Amber H2SO4 (pH < 2)	AG3A(DG3A)-250 mL Amber NH4Cl (N/A)(Cl-)	DG9H-40 mL VOA HCl (N/A)	VG9T-40 mL VOA Na2S2O3 (N/A)	VG9U-40 mL VOA Unpreserved (N/A)	DG9P-40 mL VOA H3PO4 (N/A)	VOAK (3 vials per kit)-5035 kit (N/A)	V/GK (3 vials per kit)-VPH/Gas kit (N/A)	SP5T-125 mL Sterile Plastic (N/A – lab)	SP2T-250 mL Sterile Plastic (N/A – lab)		BP3A-250 mL Plastic (NH2)2SO4 (9.3-9.7)	AG0U-100 mL Amber Unpreserved vials (N/A)	VSGU-20 mL Scintillation vials (N/A)	DG9U-40 mL Amber Unpreserved vials (N/A)
1						✓ 1										7												
2																												
3																												
4																												
5																												
6																												
7																												
8																												
9																												
10																2												
11																2												
12						✓ 1										7												

pH Adjustment Log for Preserved Samples

Sample ID	Type of Preservative	pH upon receipt	Date preservation adjusted	Time preservation adjusted	Amount of Preservative added	Lot #

Note: Whenever there is a discrepancy affecting North Carolina compliance samples, a copy of this form will be sent to the North Carolina DEHNR Certification Office (i.e. Out of hold, incorrect preservative, out of temp, incorrect containers.

3

***Check mark top half of box if pH and/or dechlorination is verified and within the acceptance range for preservation samples.**

Exceptions: VOA, Coliform, TOC, Oil and Grease, DRO/8015 (water) DOC, LLHg

****Bottom half of box is to list number of bottles**

Project #

Item#	BP4U-125 mL Plastic Unpreserved (N/A) (Cl-)	BP3U-250 mL Plastic Unpreserved (N/A)	BP2U-500 mL Plastic Unpreserved (N/A)	BP1U-1 liter Plastic Unpreserved (N/A)	BP4S-125 mL Plastic H2SO4 (pH < 2) (Cl-)	BP3N-250 mL plastic HNO3 (pH < 2)	BP4Z-125 mL Plastic ZN Acetate & NaOH (>9)	BP4B-125 mL Plastic NaOH (pH > 12) (Cl-)	WGFU-Wide-mouthed Glass jar Unpreserved	AG1U-1 liter Amber Unpreserved (N/A) (Cl-)	AG1H-1 liter Amber HCl (pH < 2)	AG3U-250 mL Amber Unpreserved (N/A) (Cl-)	AG1S-1 liter Amber H2SO4 (pH < 2)	AG3S-250 mL Amber H2SO4 (pH < 2)	AG3A(DG3A)-250 mL Amber NH4Cl (N/A)(Cl-)	DG9H-40 mL VOA HCl (N/A)	VG9T-40 mL VOA Na2S2O3 (N/A)	VG9U-40 mL VOA Unpreserved (N/A)	DG9P-40 mL VOA H3PO4 (N/A)	VOAK (3 vials per kit)-5035 kit (N/A)	V/GK (3 vials per kit)-VPH/Gas kit (N/A)	SP5T-125 mL Sterile Plastic (N/A – lab)	SP2T-250 mL Sterile Plastic (N/A – lab)		BP3A-250 mL Plastic (NH2)2SO4 (9.3-9.7)	AG0U-100 mL Amber Unpreserved vials (N/A)	VSGU-20 mL Scintillation vials (N/A)	DG9U-40 mL Amber Unpreserved vials (N/A)
1						✓										7												
2																												
3																												
4																												
5																												
6																												
7																												
8																												
9																												
10																												
11																												
12																												

pH Adjustment Log for Preserved Samples

Sample ID	Type of Preservative	pH upon receipt	Date preservation adjusted	Time preservation adjusted	Amount of Preservative added	Lot #

Note: Whenever there is a discrepancy affecting North Carolina compliance samples, a copy of this form will be sent to the North Carolina DEHNR Certification Office (i.e. Out of hold, incorrect preservative, out of temp, incorrect containers.

Yellow

Pace Analytical
WWW.PACELABS.COM

CHAIN-OF-CUSTODY / Analytical Request Document

The Chain-of-Custody is a LEGAL DOCUMENT. All relevant fields must be completed accurately.

Submitting a sample via this chain of custody constitutes acknowledgment and acceptance of the Pace Terms and Conditions found at https://info.pacelabs.com/hubfs/pas-standard-terms.pdf.

Page : 1 Of 3

Section A — Required Client Information:

Company:	AECOM
Address:	6000 Fairview Road
	Suite 200, Charlotte, NC 28226
Email:	andrew.wreschnig@aecom.com
Phone:	(704)522-0330 Fax:
Requested Due Date:	

Section B — Required Project Information:

Report To:	Andrew Wreschnig
Copy To:	
Purchase Order #:	
Project Name:	CPC Huntersville ~~60639870~~
Project #:	60674226

Section C — Invoice Information:

Attention:	
Company Name:	
Address:	
Pace Quote:	
Pace Project Manager:	bonnie.vang@pacelabs.com,
Pace Profile #:	12518-3

Regulatory Agency: |

State / Location: NC

MATRIX CODE: Drinking Water DW; Water WT; Waste Water WW; Product P; Soil/Solid SL; Oil OL; Wipe WP; Air AR; Other OT; Tissue TS

ITEM #	SAMPLE ID (One Character per box. (A-Z, 0-9 / , -) Sample Ids must be unique)	MATRIX CODE (see valid codes to left)	SAMPLE TYPE (G=GRAB C=COMP)	COLLECTED START DATE	COLLECTED START TIME	COLLECTED END DATE	COLLECTED END TIME	SAMPLE TEMP AT COLLECTION	# OF CONTAINERS	Preservatives: Unpreserved	H2SO4	HNO3	HCl	NaOH	Na2S2O3	Methanol	Other	Analyses Test (Requested Analysis Filtered (Y/N)): 6200	VPH	Lead, Total	Trip BLANK	DI Water	Residual Chlorine (Y/N)	92591327
1	FB-1-20220303	WT	G	3/3/22	0845				7				7					X	X					001
2	MW-61D				1000				8			1	7					X	X	X				002
3	MW-02				1015																			003
4	MW-58				1000																			004
5	DUP-2-20220303				--																			005
6	MW-89D				1300																			006
7	MW-69				1100																			007
8	MW-92				1120																			008
9	MW-04D				1120																			009
10	MW-59				1125																			010
11	MW-04				1150																			011
12	MW-06				1210																			012

ADDITIONAL COMMENTS	RELINQUISHED BY / AFFILIATION	DATE	TIME	ACCEPTED BY / AFFILIATION	DATE	TIME	SAMPLE CONDITIONS			
	Mike de Kozlowski / AECOM	3/3/22	1530	KH Pace HVL	3/3/22	1530	1.9	Y	N	Y

SAMPLER NAME AND SIGNATURE

PRINT Name of SAMPLER: Mike de Kozlowski

SIGNATURE of SAMPLER: Mike de Kozlowski

DATE Signed: 3/3/22

TEMP in C | Received on Ice (Y/N) | Custody Sealed Cooler (Y/N) | Samples Intact (Y/N)

Yellow

Pace Analytical
WWW.PACELABS.COM

CHAIN-OF-CUSTODY / Analytical Request Document

The Chain-of-Custody is a LEGAL DOCUMENT. All relevant fields must be completed accurately.

Submitting a sample via this chain of custody constitutes acknowledgment and acceptance of the Pace Terms and Conditions found at https://info.pacelabs.com/hubfs/pas-standard-terms.pdf.

Section A Required Client Information:	Section B Required Project Information:	Section C Invoice Information:
Company: AECOM	Report To: Andrew Wreschnig	Attention:
Address: 6000 Fairview Road	Copy To:	Company Name:
Suite 200, Charlotte, NC 28226		Address:
Email: andrew.wreschnig@aecom.com	Purchase Order #:	Pace Quote:
Phone: (704)522-0330 Fax:	Project Name: CPC Huntersville ~~60699870~~	Pace Project Manager: bonnie.vang@pacelabs.com,
Requested Due Date:	Project #: 60674226	Pace Profile #: 12518-3

Regulatory Agency	State / Location
	NC

Requested Analysis Filtered (Y/N)

ITEM #	SAMPLE ID (One Character per box. (A-Z, 0-9 / , -) Sample Ids must be unique)	MATRIX CODE (see valid codes to left)	SAMPLE TYPE (G=GRAB C=COMP)	COLLECTED START DATE	COLLECTED START TIME	COLLECTED END DATE	COLLECTED END TIME	SAMPLE TEMP AT COLLECTION	# OF CONTAINERS	Preservatives: Unpreserved	H2SO4	HNO3	HCl	NaOH	Na2S2O3	Methanol	Other	Analyses Test (Y/N): 6200	VPH	Lead; Total	Trip BLANK	DI Water	Residual Chlorine (Y/N)	02591327
1	MW-93	WT	G	3/3/22	1155				8			1	7					X	X	X				013
2	MW-71				1220																			014
3	MW-12				1310																			015
4	MW-30				1310																			016
5	MW-52				1255																			017
6	DUP-1-20220303				--																			018
7	MW-09				1405																			019
8	EB-2-20220303				1430																			020
9	FB-2-20220303				1430				7				7					X	X					021
10	Trip Blank 1	Lab	Provided						2												X			022
11	Trip Blank 2								2												X			023
12	EB-1-20220303	WT	G	3/3/22	1450				8			1	7					X	X	X				024

ADDITIONAL COMMENTS	RELINQUISHED BY / AFFILIATION	DATE	TIME	ACCEPTED BY / AFFILIATION	DATE	TIME	SAMPLE CONDITIONS			
	Mike de Kozlowski / AECOM	3/3/22	1530	KH Pace HVL	3/3/22	1530	1.4	Y	N	Y

SAMPLER NAME AND SIGNATURE		TEMP in C	Received on Ice (Y/N)	Custody Sealed Cooler (Y/N)	Samples Intact (Y/N)
PRINT Name of SAMPLER: Mike de Kozlowski					
SIGNATURE of SAMPLER: Mike de Kozlowski	DATE Signed: 3/3/22				

Pace Analytical
WWW.PACELABS.COM

CHAIN-OF-CUSTODY / Analytical Request Document

The Chain-of-Custody is a LEGAL DOCUMENT. All relevant fields must be completed accurately.

Submitting a sample via this chain of custody constitutes acknowledgment and acceptance of the Pace Terms and Conditions found at https://info.pacelabs.com/hubfs/pas-standard-terms.pdf.

Page : 3 Of 3

Section A — Required Client Information:

Company:	AECOM
Address:	6000 Fairview Road
	Suite 200, Charlotte, NC 28226
Email:	andrew.wreschnig@aecom.com
Phone:	(704)522-0330 Fax:
Requested Due Date:	

Section B — Required Project Information:

Report To:	Andrew Wreschnig
Copy To:	
Purchase Order #:	
Project Name:	CPC Huntersville ~~60639876~~
Project #:	60677426

Section C — Invoice Information:

Attention:	
Company Name:	
Address:	
Pace Quote:	
Pace Project Manager:	bonnie.vang@pacelabs.com,
Pace Profile #:	12518-3

Regulatory Agency	
State / Location	
	NC

MATRIX CODE: Drinking Water DW; Water WT; Waste Water WW; Product P; Soil/Solid SL; Oil OL; Wipe WP; Air AR; Other OT; Tissue TS

ITEM #	SAMPLE ID (One Character per box. (A-Z, 0-9 / , -) Sample Ids must be unique)	MATRIX CODE (see valid codes to left)	SAMPLE TYPE (G=GRAB C=COMP)	COLLECTED START DATE	COLLECTED START TIME	COLLECTED END DATE	COLLECTED END TIME	SAMPLE TEMP AT COLLECTION	# OF CONTAINERS	Preservatives: Unpreserved	H2SO4	HNO3	HCl	NaOH	Na2S2O3	Methanol	Other	Analyses Test (Requested Analysis Filtered (Y/N)): 6200	VPH	Lead, Total	Trip BLANK	DI Water	Residual Chlorine (Y/N)	92591327
1	MW-36DR	WT	G	3/3/22	1355				8			1	7					X	X	X				025
2	MW-90DD	|	|	|	1420				|			|	|					|	|	|			026
3	MW-15	|	|	|	1450																			027
4																								
5																								
6																								
7																								
8																								
9																								
10																								
11																								
12																								

ADDITIONAL COMMENTS	RELINQUISHED BY / AFFILIATION	DATE	TIME	ACCEPTED BY / AFFILIATION	DATE	TIME	SAMPLE CONDITIONS			
	Mike de Kozlowski / AECOM	3/3/22	1530	KH Pace HVL	3/3/22	1530	1.9	Y	N	Y

SAMPLER NAME AND SIGNATURE

PRINT Name of SAMPLER: Mike de Kozlowski

SIGNATURE of SAMPLER: Mike de Kozlowski

DATE Signed: 3/3/22

TEMP in C	Received on Ice (Y/N)	Custody Sealed Cooler (Y/N)	Samples Intact (Y/N)

Pace Analytical Services, LLC
9800 Kincey Ave. Suite 100
Huntersville, NC 28078
(704)875-9092

March 02, 2022

Andrew Street
Apex Companies - NC
5900 Northwoods Business Pkwy
Suite 5900-0
Charlotte, NC 28269

RE: Project: 2020-LI-2448 INCIDENT
Pace Project No.: 92588275

Dear Andrew Street:

Enclosed are the analytical results for sample(s) received by the laboratory on February 15, 2022. The results relate only to the samples included in this report. Results reported herein conform to the applicable TNI/NELAC Standards and the laboratory's Quality Manual, where applicable, unless otherwise noted in the body of the report.

The test results provided in this final report were generated by each of the following laboratories within the Pace Network:

- Pace Analytical Services - Asheville
- Pace Analytical Services - Charlotte

A revised report is being submitted on 3/2/22 due to a laboratory log in error.

If you have any questions concerning this report, please feel free to contact me.

Sincerely,

Angela M. Baioni

Angela Baioni
angela.baioni@pacelabs.com
(704)875-9092
Project Manager

Enclosures

cc: J Culbreath, Colonial Pipeline Company
Naomi Fretz, APEX Companies, LLC
Robert Hughes, Colonial Pipeline
Cameron Lee, Montrose-EPS
Jamie Moran, APEX Companies, LLC
Jeff Morrison, Colonial Pipeline Company
Tom Naumann, APEX Companies - NC
Joe Nicolette, Montrose-EPS
Kaitlyn Nootens, Apex Companies
Christopher Schultz, Apex Companies
Matt Teixeira, Apex Companies, LLC
Michael Verdon, Colonial Pipeline Company
JM Wyatt, Colonial Pipeline Company

REPORT OF LABORATORY ANALYSIS

This report shall not be reproduced, except in full,
without the written consent of Pace Analytical Services, LLC.

Pace Analytical Services, LLC
9800 Kincey Ave. Suite 100
Huntersville, NC 28078
(704)875-9092

CERTIFICATIONS

Project: 2020-LI-2448 INCIDENT
Pace Project No.: 92588275

Pace Analytical Services Charlotte

South Carolina Laboratory ID: 99006
9800 Kincey Ave. Ste 100, Huntersville, NC 28078
North Carolina Drinking Water Certification #: 37706
North Carolina Field Services Certification #: 5342
North Carolina Wastewater Certification #: 12
South Carolina Laboratory ID: 99006
South Carolina Certification #: 99006001
South Carolina Drinking Water Cert. #: 99006003
Florida/NELAP Certification #: E87627
Kentucky UST Certification #: 84
Louisiana DoH Drinking Water #: LA029
Virginia/VELAP Certification #: 460221

Pace Analytical Services Asheville

2225 Riverside Drive, Asheville, NC 28804
Florida/NELAP Certification #: E87648
North Carolina Drinking Water Certification #: 37712
North Carolina Wastewater Certification #: 40
South Carolina Laboratory ID: 99030
South Carolina Certification #: 99030001
Virginia/VELAP Certification #: 460222

This report shall not be reproduced, except in full,
without the written consent of Pace Analytical Services, LLC.

Pace Analytical Services, LLC
9800 Kincey Ave. Suite 100
Huntersville, NC 28078
(704)875-9092

SAMPLE SUMMARY

Project: 2020-LI-2448 INCIDENT
Pace Project No.: 92588275

Lab ID	Sample ID	Matrix	Date Collected	Date Received
92588275001	**14401_HC_RD**	Water	02/15/22 10:22	02/15/22 14:07

REPORT OF LABORATORY ANALYSIS

This report shall not be reproduced, except in full,
without the written consent of Pace Analytical Services, LLC.

Pace Analytical Services, LLC
9800 Kincey Ave. Suite 100
Huntersville, NC 28078
(704)875-9092

SAMPLE ANALYTE COUNT

Project: 2020-LI-2448 INCIDENT
Pace Project No.: 92588275

Lab ID	Sample ID	Method	Analysts	Analytes Reported	Laboratory
92588275001	**14401_HC_RD**	MADEP VPH	MAD	6	PASI-C
		EPA 6010D	RDT	1	PASI-A
		SM 6200B	SAS	64	PASI-C

PASI-A = Pace Analytical Services - Asheville
PASI-C = Pace Analytical Services - Charlotte

This report shall not be reproduced, except in full,
without the written consent of Pace Analytical Services, LLC.

Pace Analytical Services, LLC
9800 Kincey Ave. Suite 100
Huntersville, NC 28078
(704)875-9092

ANALYTICAL RESULTS

Project: 2020-LI-2448 INCIDENT
Pace Project No.: 92588275

Sample: 14401_HC_RD **Lab ID: 92588275001** Collected: 02/15/22 10:22 Received: 02/15/22 14:07 Matrix: Water

Parameters	Results	Units	Report Limit	MDL	DF	Prepared	Analyzed	CAS No.	Qual
VPH NC Water	Analytical Method: MADEP VPH								
	Pace Analytical Services - Charlotte								
Total VPH (C5-C12)	ND	ug/L	50.0	50.0	1		02/19/22 15:16		N2
Aliphatic (C05-C08)	ND	ug/L	50.0	50.0	1		02/19/22 15:16		N2
Aliphatic(C09-C12) Adjusted	ND	ug/L	50.0	50.0	1		02/19/22 15:16		N2
Aromatic (C09-C10)	ND	ug/L	50.0	50.0	1		02/19/22 15:16		N2
Surrogates									
4-Bromofluorobenzene (FID) (S)	99	%	70-130		1		02/19/22 15:16	460-00-4	
4-Bromofluorobenzene (PID) (S)	99	%	70-130		1		02/19/22 15:16	460-00-4	
6010 MET ICP	Analytical Method: EPA 6010D Preparation Method: EPA 3010A								
	Pace Analytical Services - Asheville								
Lead	ND	ug/L	5.0	4.5	1	02/16/22 15:02	02/28/22 14:34	7439-92-1	
6200B MSV	Analytical Method: SM 6200B								
	Pace Analytical Services - Charlotte								
Benzene	ND	ug/L	0.50	0.34	1		02/16/22 13:55	71-43-2	
Bromobenzene	ND	ug/L	0.50	0.29	1		02/16/22 13:55	108-86-1	
Bromochloromethane	ND	ug/L	0.50	0.47	1		02/16/22 13:55	74-97-5	
Bromodichloromethane	ND	ug/L	0.50	0.31	1		02/16/22 13:55	75-27-4	
Bromoform	ND	ug/L	0.50	0.34	1		02/16/22 13:55	75-25-2	
Bromomethane	ND	ug/L	5.0	1.7	1		02/16/22 13:55	74-83-9	IH,L1, M0
n-Butylbenzene	ND	ug/L	0.50	0.49	1		02/16/22 13:55	104-51-8	
sec-Butylbenzene	ND	ug/L	0.50	0.40	1		02/16/22 13:55	135-98-8	
tert-Butylbenzene	ND	ug/L	0.50	0.32	1		02/16/22 13:55	98-06-6	
Carbon tetrachloride	ND	ug/L	0.50	0.33	1		02/16/22 13:55	56-23-5	
Chlorobenzene	ND	ug/L	0.50	0.28	1		02/16/22 13:55	108-90-7	
Chloroethane	ND	ug/L	1.0	0.65	1		02/16/22 13:55	75-00-3	
Chloroform	ND	ug/L	0.50	0.35	1		02/16/22 13:55	67-66-3	
Chloromethane	ND	ug/L	1.0	0.54	1		02/16/22 13:55	74-87-3	
2-Chlorotoluene	ND	ug/L	0.50	0.32	1		02/16/22 13:55	95-49-8	
4-Chlorotoluene	ND	ug/L	0.50	0.32	1		02/16/22 13:55	106-43-4	
1,2-Dibromo-3-chloropropane	ND	ug/L	1.0	0.34	1		02/16/22 13:55	96-12-8	
Dibromochloromethane	ND	ug/L	0.50	0.36	1		02/16/22 13:55	124-48-1	
1,2-Dibromoethane (EDB)	ND	ug/L	0.50	0.27	1		02/16/22 13:55	106-93-4	
Dibromomethane	ND	ug/L	0.50	0.39	1		02/16/22 13:55	74-95-3	
1,2-Dichlorobenzene	ND	ug/L	0.50	0.34	1		02/16/22 13:55	95-50-1	
1,3-Dichlorobenzene	ND	ug/L	0.50	0.34	1		02/16/22 13:55	541-73-1	
1,4-Dichlorobenzene	ND	ug/L	0.50	0.33	1		02/16/22 13:55	106-46-7	
Dichlorodifluoromethane	ND	ug/L	0.50	0.35	1		02/16/22 13:55	75-71-8	M1
1,1-Dichloroethane	ND	ug/L	0.50	0.37	1		02/16/22 13:55	75-34-3	
1,2-Dichloroethane	ND	ug/L	0.50	0.32	1		02/16/22 13:55	107-06-2	
1,1-Dichloroethene	ND	ug/L	0.50	0.35	1		02/16/22 13:55	75-35-4	
cis-1,2-Dichloroethene	ND	ug/L	0.50	0.38	1		02/16/22 13:55	156-59-2	
trans-1,2-Dichloroethene	ND	ug/L	0.50	0.40	1		02/16/22 13:55	156-60-5	
1,2-Dichloropropane	ND	ug/L	0.50	0.36	1		02/16/22 13:55	78-87-5	

This report shall not be reproduced, except in full,
without the written consent of Pace Analytical Services, LLC.

Pace Analytical Services, LLC
9800 Kincey Ave. Suite 100
Huntersville, NC 28078
(704)875-9092

ANALYTICAL RESULTS

Project: 2020-LI-2448 INCIDENT
Pace Project No.: 92588275

Sample: 14401_HC_RD **Lab ID: 92588275001** Collected: 02/15/22 10:22 Received: 02/15/22 14:07 Matrix: Water

Parameters	Results	Units	Report Limit	MDL	DF	Prepared	Analyzed	CAS No.	Qual
6200B MSV	Analytical Method: SM 6200B								
	Pace Analytical Services - Charlotte								
1,3-Dichloropropane	ND	ug/L	0.50	0.28	1		02/16/22 13:55	142-28-9	
2,2-Dichloropropane	ND	ug/L	0.50	0.39	1		02/16/22 13:55	594-20-7	
1,1-Dichloropropene	ND	ug/L	0.50	0.43	1		02/16/22 13:55	563-58-6	
cis-1,3-Dichloropropene	ND	ug/L	0.50	0.36	1		02/16/22 13:55	10061-01-5	
trans-1,3-Dichloropropene	ND	ug/L	0.50	0.36	1		02/16/22 13:55	10061-02-6	
Diisopropyl ether	ND	ug/L	0.50	0.31	1		02/16/22 13:55	108-20-3	
Ethanol	ND	ug/L	200	72.2	1		02/16/22 13:55	64-17-5	
Ethylbenzene	ND	ug/L	0.50	0.30	1		02/16/22 13:55	100-41-4	
Hexachloro-1,3-butadiene	ND	ug/L	2.0	1.5	1		02/16/22 13:55	87-68-3	M1
Isopropylbenzene (Cumene)	ND	ug/L	0.50	0.33	1		02/16/22 13:55	98-82-8	
Methylene Chloride	ND	ug/L	2.0	2.0	1		02/16/22 13:55	75-09-2	
Methyl-tert-butyl ether	ND	ug/L	0.50	0.42	1		02/16/22 13:55	1634-04-4	
Naphthalene	ND	ug/L	2.0	0.64	1		02/16/22 13:55	91-20-3	
n-Propylbenzene	ND	ug/L	0.50	0.34	1		02/16/22 13:55	103-65-1	
Styrene	ND	ug/L	0.50	0.29	1		02/16/22 13:55	100-42-5	
1,1,1,2-Tetrachloroethane	ND	ug/L	0.50	0.31	1		02/16/22 13:55	630-20-6	
1,1,2,2-Tetrachloroethane	ND	ug/L	0.50	0.22	1		02/16/22 13:55	79-34-5	
Tetrachloroethene	ND	ug/L	0.50	0.29	1		02/16/22 13:55	127-18-4	
Toluene	ND	ug/L	0.50	0.48	1		02/16/22 13:55	108-88-3	
1,2,3-Trichlorobenzene	ND	ug/L	2.0	0.81	1		02/16/22 13:55	87-61-6	
1,2,4-Trichlorobenzene	ND	ug/L	2.0	0.64	1		02/16/22 13:55	120-82-1	
1,1,1-Trichloroethane	ND	ug/L	0.50	0.33	1		02/16/22 13:55	71-55-6	
1,1,2-Trichloroethane	ND	ug/L	0.50	0.32	1		02/16/22 13:55	79-00-5	
Trichloroethene	ND	ug/L	0.50	0.38	1		02/16/22 13:55	79-01-6	
Trichlorofluoromethane	ND	ug/L	1.0	0.30	1		02/16/22 13:55	75-69-4	M1
1,2,3-Trichloropropane	ND	ug/L	0.50	0.26	1		02/16/22 13:55	96-18-4	
1,2,4-Trimethylbenzene	ND	ug/L	0.50	0.50	1		02/16/22 13:55	95-63-6	
1,3,5-Trimethylbenzene	ND	ug/L	0.50	0.33	1		02/16/22 13:55	108-67-8	
Vinyl chloride	ND	ug/L	1.0	0.39	1		02/16/22 13:55	75-01-4	
m&p-Xylene	ND	ug/L	1.0	0.71	1		02/16/22 13:55	179601-23-1	
o-Xylene	ND	ug/L	0.50	0.34	1		02/16/22 13:55	95-47-6	
Surrogates									
1,2-Dichloroethane-d4 (S)	90	%	70-130		1		02/16/22 13:55	17060-07-0	
4-Bromofluorobenzene (S)	97	%	70-130		1		02/16/22 13:55	460-00-4	
Toluene-d8 (S)	101	%	70-130		1		02/16/22 13:55	2037-26-5	

This report shall not be reproduced, except in full,
without the written consent of Pace Analytical Services, LLC.

Pace Analytical Services, LLC
9800 Kincey Ave. Suite 100
Huntersville, NC 28078
(704)875-9092

QUALITY CONTROL DATA

Project: 2020-LI-2448 INCIDENT
Pace Project No.: 92588275

QC Batch: 679154
QC Batch Method: MADEP VPH
Analysis Method: MADEP VPH
Analysis Description: VPH NC Water
Laboratory: Pace Analytical Services - Charlotte
Associated Lab Samples: 92588275001

METHOD BLANK: 3553828 Matrix: Water
Associated Lab Samples: 92588275001

Parameter	Units	Blank Result	Reporting Limit	MDL	Analyzed	Qualifiers
Aliphatic (C05-C08)	ug/L	ND	50.0	50.0	02/19/22 14:19	N2
Aromatic (C09-C10)	ug/L	ND	50.0	50.0	02/19/22 14:19	N2
4-Bromofluorobenzene (FID) (S)	%	104	70-130		02/19/22 14:19	
4-Bromofluorobenzene (PID) (S)	%	103	70-130		02/19/22 14:19	

LABORATORY CONTROL SAMPLE & LCSD: 3553829 3553830

Parameter	Units	Spike Conc.	LCS Result	LCSD Result	LCS % Rec	LCSD % Rec	% Rec Limits	RPD	Max RPD	Qualifiers
Aliphatic (C05-C08)	ug/L	300	317	306	106	102	70-130	3	25	N2
Aromatic (C09-C10)	ug/L	100	109	105	109	105	70-130	4	25	N2
4-Bromofluorobenzene (FID) (S)	%				102	101	70-130			
4-Bromofluorobenzene (PID) (S)	%				103	101	70-130			

Results presented on this page are in the units indicated by the "Units" column except where an alternate unit is presented to the right of the result.

This report shall not be reproduced, except in full,
without the written consent of Pace Analytical Services, LLC.

Pace Analytical Services, LLC
9800 Kincey Ave. Suite 100
Huntersville, NC 28078
(704)875-9092

QUALITY CONTROL DATA

Project: 2020-LI-2448 INCIDENT
Pace Project No.: 92588275

QC Batch: 678715
QC Batch Method: EPA 3010A
Analysis Method: EPA 6010D
Analysis Description: 6010 MET
Laboratory: Pace Analytical Services - Asheville
Associated Lab Samples: 92588275001

METHOD BLANK: 3551709
Matrix: Water
Associated Lab Samples: 92588275001

Parameter	Units	Blank Result	Reporting Limit	MDL	Analyzed	Qualifiers
Lead	ug/L	ND	5.0	4.5	02/28/22 14:27	

LABORATORY CONTROL SAMPLE: 3551710

Parameter	Units	Spike Conc.	LCS Result	LCS % Rec	% Rec Limits	Qualifiers
Lead	ug/L	500	492	98	80-120	

MATRIX SPIKE & MATRIX SPIKE DUPLICATE: 3551711 3551712

Parameter	Units	92588275001 Result	MS Spike Conc.	MSD Spike Conc.	MS Result	MSD Result	MS % Rec	MSD % Rec	% Rec Limits	RPD	Max RPD	Qual
Lead	ug/L	ND	500	500	464	461	93	92	75-125	1	20	

Results presented on this page are in the units indicated by the "Units" column except where an alternate unit is presented to the right of the result.

REPORT OF LABORATORY ANALYSIS

This report shall not be reproduced, except in full,
without the written consent of Pace Analytical Services, LLC.

Pace Analytical Services, LLC
9800 Kincey Ave. Suite 100
Huntersville, NC 28078
(704)875-9092

QUALITY CONTROL DATA

Project: 2020-LI-2448 INCIDENT
Pace Project No.: 92588275

QC Batch: 678611
QC Batch Method: SM 6200B
Analysis Method: SM 6200B
Analysis Description: 6200B MSV
Laboratory: Pace Analytical Services - Charlotte
Associated Lab Samples: 92588275001

METHOD BLANK: 3551246
Matrix: Water
Associated Lab Samples: 92588275001

Parameter	Units	Blank Result	Reporting Limit	MDL	Analyzed	Qualifiers
1,1,1,2-Tetrachloroethane	ug/L	ND	0.50	0.31	02/16/22 12:07	
1,1,1-Trichloroethane	ug/L	ND	0.50	0.33	02/16/22 12:07	
1,1,2,2-Tetrachloroethane	ug/L	ND	0.50	0.22	02/16/22 12:07	
1,1,2-Trichloroethane	ug/L	ND	0.50	0.32	02/16/22 12:07	
1,1-Dichloroethane	ug/L	ND	0.50	0.37	02/16/22 12:07	
1,1-Dichloroethene	ug/L	ND	0.50	0.35	02/16/22 12:07	
1,1-Dichloropropene	ug/L	ND	0.50	0.43	02/16/22 12:07	
1,2,3-Trichlorobenzene	ug/L	ND	2.0	0.81	02/16/22 12:07	
1,2,3-Trichloropropane	ug/L	ND	0.50	0.26	02/16/22 12:07	
1,2,4-Trichlorobenzene	ug/L	ND	2.0	0.64	02/16/22 12:07	
1,2,4-Trimethylbenzene	ug/L	ND	0.50	0.50	02/16/22 12:07	
1,2-Dibromo-3-chloropropane	ug/L	ND	1.0	0.34	02/16/22 12:07	
1,2-Dibromoethane (EDB)	ug/L	ND	0.50	0.27	02/16/22 12:07	
1,2-Dichlorobenzene	ug/L	ND	0.50	0.34	02/16/22 12:07	
1,2-Dichloroethane	ug/L	ND	0.50	0.32	02/16/22 12:07	
1,2-Dichloropropane	ug/L	ND	0.50	0.36	02/16/22 12:07	
1,3,5-Trimethylbenzene	ug/L	ND	0.50	0.33	02/16/22 12:07	
1,3-Dichlorobenzene	ug/L	ND	0.50	0.34	02/16/22 12:07	
1,3-Dichloropropane	ug/L	ND	0.50	0.28	02/16/22 12:07	
1,4-Dichlorobenzene	ug/L	ND	0.50	0.33	02/16/22 12:07	
2,2-Dichloropropane	ug/L	ND	0.50	0.39	02/16/22 12:07	
2-Chlorotoluene	ug/L	ND	0.50	0.32	02/16/22 12:07	
4-Chlorotoluene	ug/L	ND	0.50	0.32	02/16/22 12:07	
Benzene	ug/L	ND	0.50	0.34	02/16/22 12:07	
Bromobenzene	ug/L	ND	0.50	0.29	02/16/22 12:07	
Bromochloromethane	ug/L	ND	0.50	0.47	02/16/22 12:07	
Bromodichloromethane	ug/L	ND	0.50	0.31	02/16/22 12:07	
Bromoform	ug/L	ND	0.50	0.34	02/16/22 12:07	
Bromomethane	ug/L	ND	5.0	1.7	02/16/22 12:07	IH
Carbon tetrachloride	ug/L	ND	0.50	0.33	02/16/22 12:07	
Chlorobenzene	ug/L	ND	0.50	0.28	02/16/22 12:07	
Chloroethane	ug/L	ND	1.0	0.65	02/16/22 12:07	
Chloroform	ug/L	ND	0.50	0.35	02/16/22 12:07	
Chloromethane	ug/L	ND	1.0	0.54	02/16/22 12:07	
cis-1,2-Dichloroethene	ug/L	ND	0.50	0.38	02/16/22 12:07	
cis-1,3-Dichloropropene	ug/L	ND	0.50	0.36	02/16/22 12:07	
Dibromochloromethane	ug/L	ND	0.50	0.36	02/16/22 12:07	
Dibromomethane	ug/L	ND	0.50	0.39	02/16/22 12:07	
Dichlorodifluoromethane	ug/L	ND	0.50	0.35	02/16/22 12:07	
Diisopropyl ether	ug/L	ND	0.50	0.31	02/16/22 12:07	

Results presented on this page are in the units indicated by the "Units" column except where an alternate unit is presented to the right of the result.

REPORT OF LABORATORY ANALYSIS

This report shall not be reproduced, except in full,
without the written consent of Pace Analytical Services, LLC.

Pace Analytical Services, LLC
9800 Kincey Ave. Suite 100
Huntersville, NC 28078
(704)875-9092

QUALITY CONTROL DATA

Project: 2020-LI-2448 INCIDENT
Pace Project No.: 92588275

METHOD BLANK: 3551246 Matrix: Water
Associated Lab Samples: 92588275001

Parameter	Units	Blank Result	Reporting Limit	MDL	Analyzed	Qualifiers
Ethanol	ug/L	ND	200	72.2	02/16/22 12:07	
Ethylbenzene	ug/L	ND	0.50	0.30	02/16/22 12:07	
Hexachloro-1,3-butadiene	ug/L	ND	2.0	1.5	02/16/22 12:07	
Isopropylbenzene (Cumene)	ug/L	ND	0.50	0.33	02/16/22 12:07	
m&p-Xylene	ug/L	ND	1.0	0.71	02/16/22 12:07	
Methyl-tert-butyl ether	ug/L	ND	0.50	0.42	02/16/22 12:07	
Methylene Chloride	ug/L	ND	2.0	2.0	02/16/22 12:07	
n-Butylbenzene	ug/L	ND	0.50	0.49	02/16/22 12:07	
n-Propylbenzene	ug/L	ND	0.50	0.34	02/16/22 12:07	
Naphthalene	ug/L	ND	2.0	0.64	02/16/22 12:07	
o-Xylene	ug/L	ND	0.50	0.34	02/16/22 12:07	
sec-Butylbenzene	ug/L	ND	0.50	0.40	02/16/22 12:07	
Styrene	ug/L	ND	0.50	0.29	02/16/22 12:07	
tert-Butylbenzene	ug/L	ND	0.50	0.32	02/16/22 12:07	
Tetrachloroethene	ug/L	ND	0.50	0.29	02/16/22 12:07	
Toluene	ug/L	ND	0.50	0.48	02/16/22 12:07	
trans-1,2-Dichloroethene	ug/L	ND	0.50	0.40	02/16/22 12:07	
trans-1,3-Dichloropropene	ug/L	ND	0.50	0.36	02/16/22 12:07	
Trichloroethene	ug/L	ND	0.50	0.38	02/16/22 12:07	
Trichlorofluoromethane	ug/L	ND	1.0	0.30	02/16/22 12:07	
Vinyl chloride	ug/L	ND	1.0	0.39	02/16/22 12:07	
1,2-Dichloroethane-d4 (S)	%	90	70-130		02/16/22 12:07	
4-Bromofluorobenzene (S)	%	97	70-130		02/16/22 12:07	
Toluene-d8 (S)	%	99	70-130		02/16/22 12:07	

LABORATORY CONTROL SAMPLE: 3551247

Parameter	Units	Spike Conc.	LCS Result	LCS % Rec	% Rec Limits	Qualifiers
1,1,1,2-Tetrachloroethane	ug/L	50	56.0	112	60-140	
1,1,1-Trichloroethane	ug/L	50	47.5	95	60-140	
1,1,2,2-Tetrachloroethane	ug/L	50	53.7	107	60-140	
1,1,2-Trichloroethane	ug/L	50	53.3	107	60-140	
1,1-Dichloroethane	ug/L	50	44.5	89	60-140	
1,1-Dichloroethene	ug/L	50	42.6	85	60-140	
1,1-Dichloropropene	ug/L	50	46.2	92	60-140	
1,2,3-Trichlorobenzene	ug/L	50	55.0	110	60-140	
1,2,3-Trichloropropane	ug/L	50	48.7	97	60-140	
1,2,4-Trichlorobenzene	ug/L	50	54.6	109	60-140	
1,2,4-Trimethylbenzene	ug/L	50	48.6	97	60-140	
1,2-Dibromo-3-chloropropane	ug/L	50	63.6	127	60-140	
1,2-Dibromoethane (EDB)	ug/L	50	54.0	108	60-140	
1,2-Dichlorobenzene	ug/L	50	50.1	100	60-140	
1,2-Dichloroethane	ug/L	50	47.5	95	60-140	
1,2-Dichloropropane	ug/L	50	49.5	99	60-140	

Results presented on this page are in the units indicated by the "Units" column except where an alternate unit is presented to the right of the result.

This report shall not be reproduced, except in full,
without the written consent of Pace Analytical Services, LLC.

Pace Analytical Services, LLC
9800 Kincey Ave. Suite 100
Huntersville, NC 28078
(704)875-9092

QUALITY CONTROL DATA

Project: 2020-LI-2448 INCIDENT
Pace Project No.: 92588275

LABORATORY CONTROL SAMPLE: 3551247

Parameter	Units	Spike Conc.	LCS Result	LCS % Rec	% Rec Limits	Qualifiers
1,3,5-Trimethylbenzene	ug/L	50	48.9	98	60-140	
1,3-Dichlorobenzene	ug/L	50	52.6	105	60-140	
1,3-Dichloropropane	ug/L	50	50.8	102	60-140	
1,4-Dichlorobenzene	ug/L	50	50.5	101	60-140	
2,2-Dichloropropane	ug/L	50	47.0	94	60-140	
2-Chlorotoluene	ug/L	50	49.6	99	60-140	
4-Chlorotoluene	ug/L	50	48.4	97	60-140	
Benzene	ug/L	50	47.0	94	60-140	
Bromobenzene	ug/L	50	51.1	102	60-140	
Bromochloromethane	ug/L	50	50.5	101	60-140	
Bromodichloromethane	ug/L	50	53.8	108	60-140	
Bromoform	ug/L	50	63.5	127	60-140	
Bromomethane	ug/L	50	72.8	146	60-140	IH,L1
Carbon tetrachloride	ug/L	50	51.3	103	60-140	
Chlorobenzene	ug/L	50	50.9	102	60-140	
Chloroethane	ug/L	50	43.1	86	60-140	
Chloroform	ug/L	50	44.1	88	60-140	
Chloromethane	ug/L	50	49.9	100	60-140	
cis-1,2-Dichloroethene	ug/L	50	44.0	88	60-140	
cis-1,3-Dichloropropene	ug/L	50	53.4	107	60-140	
Dibromochloromethane	ug/L	50	56.8	114	60-140	
Dibromomethane	ug/L	50	56.5	113	60-140	
Dichlorodifluoromethane	ug/L	50	62.2	124	60-140	
Diisopropyl ether	ug/L	50	38.4	77	60-140	
Ethanol	ug/L	2000	1650	83	60-140	
Ethylbenzene	ug/L	50	49.1	98	60-140	
Hexachloro-1,3-butadiene	ug/L	50	61.8	124	60-140	
Isopropylbenzene (Cumene)	ug/L	50	51.3	103	60-140	
m&p-Xylene	ug/L	100	99.8	100	60-140	
Methyl-tert-butyl ether	ug/L	50	44.5	89	60-140	
Methylene Chloride	ug/L	50	44.1	88	60-140	
n-Butylbenzene	ug/L	50	49.7	99	60-140	
n-Propylbenzene	ug/L	50	48.6	97	60-140	
Naphthalene	ug/L	50	52.1	104	60-140	
o-Xylene	ug/L	50	52.3	105	60-140	
sec-Butylbenzene	ug/L	50	49.7	99	60-140	
Styrene	ug/L	50	54.0	108	60-140	
tert-Butylbenzene	ug/L	50	43.2	86	60-140	
Tetrachloroethene	ug/L	50	51.1	102	60-140	
Toluene	ug/L	50	48.5	97	60-140	
trans-1,2-Dichloroethene	ug/L	50	44.0	88	60-140	
trans-1,3-Dichloropropene	ug/L	50	54.1	108	60-140	
Trichloroethene	ug/L	50	52.1	104	60-140	
Trichlorofluoromethane	ug/L	50	43.3	87	60-140	
Vinyl chloride	ug/L	50	51.4	103	60-140	
1,2-Dichloroethane-d4 (S)	%			90	70-130	
4-Bromofluorobenzene (S)	%			99	70-130	

Results presented on this page are in the units indicated by the "Units" column except where an alternate unit is presented to the right of the result.

This report shall not be reproduced, except in full,
without the written consent of Pace Analytical Services, LLC.

Pace Analytical Services, LLC
9800 Kincey Ave. Suite 100
Huntersville, NC 28078
(704)875-9092

QUALITY CONTROL DATA

Project: 2020-LI-2448 INCIDENT
Pace Project No.: 92588275

LABORATORY CONTROL SAMPLE: 3551247

Parameter	Units	Spike Conc.	LCS Result	LCS % Rec	% Rec Limits	Qualifiers
Toluene-d8 (S)	%			99	70-130	

MATRIX SPIKE & MATRIX SPIKE DUPLICATE: 3551248 3551249

Parameter	Units	92588275001 Result	MS Spike Conc.	MSD Spike Conc.	MS Result	MSD Result	MS % Rec	MSD % Rec	% Rec Limits	RPD	Max RPD	Qual
1,1,1,2-Tetrachloroethane	ug/L	ND	20	20	22.8	22.5	114	112	60-140	2	30	
1,1,1-Trichloroethane	ug/L	ND	20	20	22.9	23.3	114	116	60-140	2	30	
1,1,2,2-Tetrachloroethane	ug/L	ND	20	20	20.7	20.5	103	103	60-140	1	30	
1,1,2-Trichloroethane	ug/L	ND	20	20	21.8	21.2	109	106	60-140	3	30	
1,1-Dichloroethane	ug/L	ND	20	20	19.8	20.3	99	102	60-140	3	30	
1,1-Dichloroethene	ug/L	ND	20	20	21.5	22.6	107	113	60-140	5	30	
1,1-Dichloropropene	ug/L	ND	20	20	22.5	23.2	112	116	60-140	3	30	
1,2,3-Trichlorobenzene	ug/L	ND	20	20	25.0	23.0	125	115	60-140	8	30	
1,2,3-Trichloropropane	ug/L	ND	20	20	19.6	19.6	98	98	60-140	0	30	
1,2,4-Trichlorobenzene	ug/L	ND	20	20	24.3	22.3	122	112	60-140	9	30	
1,2,4-Trimethylbenzene	ug/L	ND	20	20	20.4	19.9	102	99	60-140	3	30	
1,2-Dibromo-3-chloropropane	ug/L	ND	20	20	25.5	24.7	128	123	60-140	4	30	
1,2-Dibromoethane (EDB)	ug/L	ND	20	20	22.7	21.4	113	107	60-140	6	30	
1,2-Dichlorobenzene	ug/L	ND	20	20	20.3	19.3	101	96	60-140	5	30	
1,2-Dichloroethane	ug/L	ND	20	20	19.6	19.4	98	97	60-140	1	30	
1,2-Dichloropropane	ug/L	ND	20	20	21.4	21.1	107	106	60-140	1	30	
1,3,5-Trimethylbenzene	ug/L	ND	20	20	21.2	20.3	106	101	60-140	4	30	
1,3-Dichlorobenzene	ug/L	ND	20	20	21.4	20.7	107	104	60-140	3	30	
1,3-Dichloropropane	ug/L	ND	20	20	20.6	20.4	103	102	60-140	1	30	
1,4-Dichlorobenzene	ug/L	ND	20	20	20.9	20.1	104	101	60-140	4	30	
2,2-Dichloropropane	ug/L	ND	20	20	21.8	23.7	109	119	60-140	8	30	
2-Chlorotoluene	ug/L	ND	20	20	20.9	20.2	104	101	60-140	3	30	
4-Chlorotoluene	ug/L	ND	20	20	19.9	19.2	100	96	60-140	3	30	
Benzene	ug/L	ND	20	20	21.1	21.3	105	106	60-140	1	30	
Bromobenzene	ug/L	ND	20	20	20.9	21.0	105	105	60-140	0	30	
Bromochloromethane	ug/L	ND	20	20	21.5	21.5	108	108	60-140	0	30	
Bromodichloromethane	ug/L	ND	20	20	22.5	21.7	113	108	60-140	4	30	
Bromoform	ug/L	ND	20	20	23.6	23.6	118	118	60-140	0	30	
Bromomethane	ug/L	ND	20	20	36.8	33.3	184	166	60-140	10	30	IH,M0
Carbon tetrachloride	ug/L	ND	20	20	26.6	26.9	133	134	60-140	1	30	
Chlorobenzene	ug/L	ND	20	20	21.9	21.3	109	106	60-140	3	30	
Chloroethane	ug/L	ND	20	20	24.2	23.3	121	117	60-140	4	30	
Chloroform	ug/L	ND	20	20	19.8	20.2	99	101	60-140	2	30	
Chloromethane	ug/L	ND	20	20	21.1	21.2	105	106	60-140	0	30	
cis-1,2-Dichloroethene	ug/L	ND	20	20	19.8	20.0	99	100	60-140	1	30	
cis-1,3-Dichloropropene	ug/L	ND	20	20	22.0	22.3	110	111	60-140	1	30	
Dibromochloromethane	ug/L	ND	20	20	22.0	21.8	110	109	60-140	1	30	
Dibromomethane	ug/L	ND	20	20	23.7	23.2	118	116	60-140	2	30	

Results presented on this page are in the units indicated by the "Units" column except where an alternate unit is presented to the right of the result.

REPORT OF LABORATORY ANALYSIS

This report shall not be reproduced, except in full,
without the written consent of Pace Analytical Services, LLC.

Pace Analytical Services, LLC
9800 Kincey Ave. Suite 100
Huntersville, NC 28078
(704)875-9092

QUALITY CONTROL DATA

Project: 2020-LI-2448 INCIDENT
Pace Project No.: 92588275

MATRIX SPIKE & MATRIX SPIKE DUPLICATE: 3551248 3551249

Parameter	Units	92588275001 Result	MS Spike Conc.	MSD Spike Conc.	MS Result	MSD Result	MS % Rec	MSD % Rec	% Rec Limits	RPD	Max RPD	Qual
Dichlorodifluoromethane	ug/L	ND	20	20	41.5	48.2	208	241	60-140	15	30	M1
Diisopropyl ether	ug/L	ND	20	20	16.5	16.9	82	84	60-140	2	30	
Ethanol	ug/L	ND	800	800	756	728	95	91	60-140	4	30	
Ethylbenzene	ug/L	ND	20	20	21.4	21.1	107	106	60-140	1	30	
Hexachloro-1,3-butadiene	ug/L	ND	20	20	32.4	29.9	162	149	60-140	8	30	M1
Isopropylbenzene (Cumene)	ug/L	ND	20	20	22.8	22.1	114	110	60-140	3	30	
m&p-Xylene	ug/L	ND	40	40	42.7	42.1	107	105	60-140	2	30	
Methyl-tert-butyl ether	ug/L	ND	20	20	19.0	18.8	95	94	60-140	1	30	
Methylene Chloride	ug/L	ND	20	20	18.7	19.2	93	96	60-140	3	30	
n-Butylbenzene	ug/L	ND	20	20	22.8	22.0	114	110	60-140	4	30	
n-Propylbenzene	ug/L	ND	20	20	21.1	20.8	106	104	60-140	2	30	
Naphthalene	ug/L	ND	20	20	22.0	20.3	110	101	60-140	8	30	
o-Xylene	ug/L	ND	20	20	22.2	21.2	111	106	60-140	5	30	
sec-Butylbenzene	ug/L	ND	20	20	22.6	22.2	113	111	60-140	2	30	
Styrene	ug/L	ND	20	20	21.8	21.5	109	107	60-140	2	30	
tert-Butylbenzene	ug/L	ND	20	20	18.9	18.3	95	92	60-140	3	30	
Tetrachloroethene	ug/L	ND	20	20	24.3	24.2	121	121	60-140	0	30	
Toluene	ug/L	ND	20	20	21.2	21.2	106	106	60-140	0	30	
trans-1,2-Dichloroethene	ug/L	ND	20	20	20.9	21.3	104	107	60-140	2	30	
trans-1,3-Dichloropropene	ug/L	ND	20	20	21.9	21.6	109	108	60-140	1	30	
Trichloroethene	ug/L	ND	20	20	23.3	23.0	117	115	60-140	1	30	
Trichlorofluoromethane	ug/L	ND	20	20	27.3	29.6	137	148	60-140	8	30	M1
Vinyl chloride	ug/L	ND	20	20	23.8	25.0	119	125	60-140	5	30	
1,2-Dichloroethane-d4 (S)	%						86	89	70-130			
4-Bromofluorobenzene (S)	%						98	100	70-130			
Toluene-d8 (S)	%						99	100	70-130			

Results presented on this page are in the units indicated by the "Units" column except where an alternate unit is presented to the right of the result.

This report shall not be reproduced, except in full,
without the written consent of Pace Analytical Services, LLC.

Pace Analytical Services, LLC
9800 Kincey Ave. Suite 100
Huntersville, NC 28078
(704)875-9092

QUALIFIERS

Project: 2020-LI-2448 INCIDENT
Pace Project No.: 92588275

DEFINITIONS

DF - Dilution Factor, if reported, represents the factor applied to the reported data due to dilution of the sample aliquot.

ND - Not Detected at or above adjusted reporting limit.

TNTC - Too Numerous To Count

J - Estimated concentration above the adjusted method detection limit and below the adjusted reporting limit.

MDL - Adjusted Method Detection Limit.

PQL - Practical Quantitation Limit.

RL - Reporting Limit - The lowest concentration value that meets project requirements for quantitative data with known precision and bias for a specific analyte in a specific matrix.

S - Surrogate

1,2-Diphenylhydrazine decomposes to and cannot be separated from Azobenzene using Method 8270. The result for each analyte is a combined concentration.

Consistent with EPA guidelines, unrounded data are displayed and have been used to calculate % recovery and RPD values.

LCS(D) - Laboratory Control Sample (Duplicate)

MS(D) - Matrix Spike (Duplicate)

DUP - Sample Duplicate

RPD - Relative Percent Difference

NC - Not Calculable.

SG - Silica Gel - Clean-Up

U - Indicates the compound was analyzed for, but not detected.

Acid preservation may not be appropriate for 2 Chloroethylvinyl ether.

A separate vial preserved to a pH of 4-5 is recommended in SW846 Chapter 4 for the analysis of Acrolein and Acrylonitrile by EPA Method 8260.

N-Nitrosodiphenylamine decomposes and cannot be separated from Diphenylamine using Method 8270. The result reported for each analyte is a combined concentration.

Reported results are not rounded until the final step prior to reporting. Therefore, calculated parameters that are typically reported as "Total" may vary slightly from the sum of the reported component parameters.

Pace Analytical is TNI accredited. Contact your Pace PM for the current list of accredited analytes.

TNI - The NELAC Institute.

ANALYTE QUALIFIERS

IH	This analyte exceeded secondary source verification criteria high for the initial calibration. The reported results should be considered an estimated value.
L1	Analyte recovery in the laboratory control sample (LCS) was above QC limits. Results for this analyte in associated samples may be biased high.
M0	Matrix spike recovery and/or matrix spike duplicate recovery was outside laboratory control limits.
M1	Matrix spike recovery exceeded QC limits. Batch accepted based on laboratory control sample (LCS) recovery.
N2	The lab does not hold NELAC/TNI accreditation for this parameter but other accreditations/certifications may apply. A complete list of accreditations/certifications is available upon request.

This report shall not be reproduced, except in full,
without the written consent of Pace Analytical Services, LLC.

Pace Analytical Services, LLC
9800 Kincey Ave. Suite 100
Huntersville, NC 28078
(704)875-9092

QUALITY CONTROL DATA CROSS REFERENCE TABLE

Project: 2020-LI-2448 INCIDENT
Pace Project No.: 92588275

Lab ID	Sample ID	QC Batch Method	QC Batch	Analytical Method	Analytical Batch
92588275001	**14401_HC_RD**	MADEP VPH	679154		
92588275001	**14401_HC_RD**	EPA 3010A	678715	EPA 6010D	678878
92588275001	**14401_HC_RD**	SM 6200B	678611		

This report shall not be reproduced, except in full,
without the written consent of Pace Analytical Services, LLC.

Pace Analytical

CHAIN-OF-CUSTODY Analytical Request Document

Chain-of-Custody is a LEGAL DOCUMENT - Complete all relevent fields

WO# : 92588275

92588275

r List Pace Workorder Number or
lere

LAB USE ONLY

Company: Apex Companies

Address:

Billing Information:

Lab Project Manager:

Report To: Andrew Street

Email To: andrew.street@apexcos.com

Copy To:

Site Collection Info/Address: 14401 Huntersville Concord Rd.

Customer Project Name/Number: 2020-L1-2448

State: County/City: NC / Huntersville

Time Zone Collected: [ ] PT [ ] MT [ ] CT [ ] ET

Phone:
Email:

Site/Facility ID #:

Compliance Monitoring? [ ] Yes [ ] No

Collected By (print): Matt T.

Purchase Order #:
Quote #:

DW PWS ID #:
DW Location Code:

Collected By (signature): Tex

Turnaround Date Required: ASAP

Immediately Packed on Ice: [ ] Yes [ ] No

Sample Disposal:
[ ] Dispose as appropriate [ ] Return
[ ] Archive: _____
[ ] Hold: _____

Rush:
[ ] Same Day [ ] Next Day
[ ] 2 Day [ ] 3 Day [ ] 4 Day [ ] 5 Day
(Expedite Charges Apply)

Field Filtered (if applicable): [ ] Yes [ ] No
Analysis: _____

** Preservative Types: (1) nitric acid, (2) sulfuric acid, (3) hydrochloric acid, (4) sodium hydroxide, (5) zinc acetate, (6) methanol, (7) sodium bisulfate, (8) sodium thiosulfate, (9) hexane, (A) ascorbic acid, (B) ammonium sulfate, (C) ammonium hydroxide, (D) TSP, (U) Unpreserved, (O) Other _____

* Matrix Codes (Insert in Matrix box below): Drinking Water (DW), Ground Water (GW), Wastewater (WW), Product (P), Soil/Solid (SL), Oil (OL), Wipe (WP), Air (AR), Tissue (TS), Bioassay (B), Vapor (V), Other (OT)

Analyses

Lab Profile/Line:

Lab Sample Receipt Checklist:

Custody Seals Present/Intact	Y N NA
Custody Signatures Present	Y N NA
Collector Signature Present	Y N NA
Bottles Intact	Y N NA
Correct Bottles	Y N NA
Sufficient Volume	Y N NA
Samples Received on Ice	Y N NA
VOA - Headspace Acceptable	Y N NA
USDA Regulated Soils	Y N NA
Samples in Holding Time	Y N NA
Residual Chlorine Present	Y N NA
Cl Strips:	
Sample pH Acceptable	Y N NA
pH Strips: 223819 NV	
Sulfide Present	Y N NA
Lead Acetate Strips:	

LAB USE ONLY:
Lab Sample # / Comments:

Customer Sample ID	Matrix *	Comp / Grab	Collected (or Composite Start) Date	Collected (or Composite Start) Time	Composite End Date	Composite End Time	Res Cl	# of Ctns	VOCs 6200B	MADEP VPH	LEAD	Lab Sample # / Comments
14401-HC-RD	DW	G	2-15-22	1022				8	X	X	X	92588275 001

Customer Remarks / Special Conditions / Possible Hazards:

Type of Ice Used: Wet Blue Dry None

Packing Material Used: bubble bags

Radchem sample(s) screened (<500 cpm): Y N NA

SHORT HOLDS PRESENT (<72 hours): Y N N/A

Lab Tracking #: 2632556

Samples received via: FEDEX UPS Client Courier Pace Courier

Lab Sample Temperature Info:
Temp Blank Received: Y N NA
Therm ID#: 92T004
Cooler 1 Temp Upon Receipt: 4.1 oC
Cooler 1 Therm Corr. Factor: 0 oC
Cooler 1 Corrected Temp: 4.1 oC
Comments:

Relinquished by/Company: (Signature)	Date/Time:	Received by/Company: (Signature)	Date/Time:
Tex/Apex	2-15-22/1407	MH Pace HVL	2/15/22 1407
Relinquished by/Company: (Signature)	Date/Time:	Received by/Company: (Signature)	Date/Time:
Relinquished by/Company: (Signature)	Date/Time:	Received by/Company: (Signature)	Date/Time:

MTJL LAB USE ONLY
Table #:
Acctnum:
Template:
Prelogin:
PM:
PB:

Trip Blank Received: Y N NA
HCL MeOH TSP Other

Non Conformance(s): YES / NO

Page: _____ of: _____

Pace Analytical®	Document Name: **Bottle Identification Form (BIF)**	Document Issued: November 15, 2021 Page 1 of 1
	Document No.: **F-CAR-CS-043-Rev.01**	Issuing Authority: Pace Carolinas Quality Office

***Check mark top half of box if pH and/or dechlorination is verified and within the acceptance range for preservation samples.**

Exceptions: VOA, Coliform, TOC, Oil and Grease, DRO/8015 (water) DOC, LLHg

****Bottom half of box is to list number of bottles**

Project # WO# : 92588275

PM: AMB Due Date: 02/22/22

CLIENT: 92-APEX MOOR

Matrix	Item#	BP4U-125 mL Plastic Unpreserved (N/A) (Cl-)	BP3U-250 mL Plastic Unpreserved (N/A)	BP2U-500 mL Plastic Unpreserved (N/A)	BP1U-1 liter Plastic Unpreserved (N/A).	BP4S-125 mL Plastic H2SO4 (pH < 2) (Cl-)	BP3N-250 mL plastic HNO3 (pH < 2)	BP4Z-125 mL Plastic ZN Acetate & NaOH (>9)	BP4B-125 mL Plastic NaOH (pH > 12) (Cl-)	WGFU-Wide-mouthed Glass jar Unpreserved	AG1U-1 liter Amber Unpreserved (N/A) (Cl-)	AG1H-1 liter Amber HCl (pH < 2)	AG3U-250 mL Amber Unpreserved (N/A) (Cl-)	AG1S-1 liter Amber H2SO4 (pH < 2)	AG3S-250 mL Amber H2SO4 (pH < 2)	AG3A(DG3A)-250 mL Amber NH4Cl (N/A)(Cl-)	DG9H-40 mL VOA HCl (N/A)	VG9T-40 mL VOA Na2S2O3 (N/A)	VG9U-40 mL VOA Unpreserved (N/A)	DG9P-40 mL VOA H3PO4 (N/A)	VOAK (3 vials per kit)-5035 kit (N/A)	V/GK (3 vials per kit)-VPH/Gas kit (N/A)	SP5T-125 mL Sterile Plastic (N/A – lab)	SP2T-250 mL Sterile Plastic (N/A – lab)		BP3A-250 mL Plastic (NH2)2SO4 (9.3-9.7)	AG0U-100 mL Amber Unpreserved vials (N/A)	VSGU-20 mL Scintillation vials (N/A)	DG9U-40 mL Amber Unpreserved vials (N/A)
	1						✓										7												
	2																												
	3																												
	4																												
	5																												
	6																												
	7																												
	8																												
	9																												
	10																												
	11																												
	12																												

pH Adjustment Log for Preserved Samples

Sample ID	Type of Preservative	pH upon receipt	Date preservation adjusted	Time preservation adjusted	Amount of Preservative added	Lot #

Note: Whenever there is a discrepancy affecting North Carolina compliance samples, a copy of this form will be sent to the North Carolina DEHNR Certification Office (i.e. Out of hold, incorrect preservative, out of temp, incorrect containers.

Pace Analytical Services, LLC
9800 Kincey Ave. Suite 100
Huntersville, NC 28078
(704)875-9092

March 02, 2022

Andrew Street
Apex Companies - NC
5900 Northwoods Business Pkwy
Suite 5900-0
Charlotte, NC 28269

RE: Project: 2020-L1-2448
Pace Project No.: 92588282

Dear Andrew Street:

Enclosed are the analytical results for sample(s) received by the laboratory on February 15, 2022. The results relate only to the samples included in this report. Results reported herein conform to the applicable TNI/NELAC Standards and the laboratory's Quality Manual, where applicable, unless otherwise noted in the body of the report.

The test results provided in this final report were generated by each of the following laboratories within the Pace Network:

- Pace Analytical Services - Asheville
- Pace Analytical Services - Charlotte

If you have any questions concerning this report, please feel free to contact me.

Sincerely,

Angela M. Baioni

Angela Baioni
angela.baioni@pacelabs.com
(704)875-9092
Project Manager

Enclosures

cc: J Culbreath, Colonial Pipeline Company
Naomi Fretz, APEX Companies, LLC
Robert Hughes, Colonial Pipeline
Cameron Lee, Montrose-EPS
Jamie Moran, APEX Companies, LLC
Jeff Morrison, Colonial Pipeline Company
Tom Naumann, APEX Companies - NC
Joe Nicolette, Montrose-EPS
Kaitlyn Nootens, Apex Companies
Christopher Schultz, Apex Companies
Matt Teixeira, Apex Companies, LLC
Michael Verdon, Colonial Pipeline Company
JM Wyatt, Colonial Pipeline Company

REPORT OF LABORATORY ANALYSIS

This report shall not be reproduced, except in full,
without the written consent of Pace Analytical Services, LLC.

Pace Analytical Services, LLC
9800 Kincey Ave. Suite 100
Huntersville, NC 28078
(704)875-9092

CERTIFICATIONS

Project: 2020-L1-2448
Pace Project No.: 92588282

Pace Analytical Services Charlotte

South Carolina Laboratory ID: 99006
9800 Kincey Ave. Ste 100, Huntersville, NC 28078
North Carolina Drinking Water Certification #: 37706
North Carolina Field Services Certification #: 5342
North Carolina Wastewater Certification #: 12
South Carolina Laboratory ID: 99006
South Carolina Certification #: 99006001
South Carolina Drinking Water Cert. #: 99006003
Florida/NELAP Certification #: E87627
Kentucky UST Certification #: 84
Louisiana DoH Drinking Water #: LA029
Virginia/VELAP Certification #: 460221

Pace Analytical Services Asheville

2225 Riverside Drive, Asheville, NC 28804
Florida/NELAP Certification #: E87648
North Carolina Drinking Water Certification #: 37712
North Carolina Wastewater Certification #: 40
South Carolina Laboratory ID: 99030
South Carolina Certification #: 99030001
Virginia/VELAP Certification #: 460222

This report shall not be reproduced, except in full,
without the written consent of Pace Analytical Services, LLC.

Pace Analytical Services, LLC
9800 Kincey Ave. Suite 100
Huntersville, NC 28078
(704)875-9092

SAMPLE SUMMARY

Project: 2020-L1-2448
Pace Project No.: 92588282

Lab ID	Sample ID	Matrix	Date Collected	Date Received
92588282001	**13835_AC_RD**	Water	02/15/22 10:55	02/15/22 14:07

This report shall not be reproduced, except in full,
without the written consent of Pace Analytical Services, LLC.

Pace Analytical Services, LLC
9800 Kincey Ave. Suite 100
Huntersville, NC 28078
(704)875-9092

SAMPLE ANALYTE COUNT

Project: 2020-L1-2448
Pace Project No.: 92588282

Lab ID	Sample ID	Method	Analysts	Analytes Reported	Laboratory
92588282001	**13835_AC_RD**	MADEP VPH	MAD	6	PASI-C
		EPA 6010D	CBV	1	PASI-A
		SM 6200B	SAS	64	PASI-C

PASI-A = Pace Analytical Services - Asheville
PASI-C = Pace Analytical Services - Charlotte

This report shall not be reproduced, except in full,
without the written consent of Pace Analytical Services, LLC.

Pace Analytical Services, LLC
9800 Kincey Ave. Suite 100
Huntersville, NC 28078
(704)875-9092

ANALYTICAL RESULTS

Project: 2020-L1-2448
Pace Project No.: 92588282

Sample: 13835_AC_RD **Lab ID: 92588282001** Collected: 02/15/22 10:55 Received: 02/15/22 14:07 Matrix: Water

Parameters	Results	Units	Report Limit	MDL	DF	Prepared	Analyzed	CAS No.	Qual
VPH NC Water	Analytical Method: MADEP VPH								
	Pace Analytical Services - Charlotte								
Total VPH (C5-C12)	ND	ug/L	50.0	50.0	1		02/19/22 15:45		N2
Aliphatic (C05-C08)	ND	ug/L	50.0	50.0	1		02/19/22 15:45		N2
Aliphatic(C09-C12) Adjusted	ND	ug/L	50.0	50.0	1		02/19/22 15:45		N2
Aromatic (C09-C10)	ND	ug/L	50.0	50.0	1		02/19/22 15:45		N2
Surrogates									
4-Bromofluorobenzene (FID) (S)	100	%	70-130		1		02/19/22 15:45	460-00-4	
4-Bromofluorobenzene (PID) (S)	99	%	70-130		1		02/19/22 15:45	460-00-4	
6010 MET ICP	Analytical Method: EPA 6010D Preparation Method: EPA 3010A								
	Pace Analytical Services - Asheville								
Lead	**6.1**	ug/L	5.0	4.5	1	02/17/22 02:31	03/01/22 13:54	7439-92-1	
6200B MSV	Analytical Method: SM 6200B								
	Pace Analytical Services - Charlotte								
Benzene	ND	ug/L	0.50	0.34	1		02/16/22 14:49	71-43-2	
Bromobenzene	ND	ug/L	0.50	0.29	1		02/16/22 14:49	108-86-1	
Bromochloromethane	ND	ug/L	0.50	0.47	1		02/16/22 14:49	74-97-5	
Bromodichloromethane	ND	ug/L	0.50	0.31	1		02/16/22 14:49	75-27-4	
Bromoform	ND	ug/L	0.50	0.34	1		02/16/22 14:49	75-25-2	
Bromomethane	ND	ug/L	5.0	1.7	1		02/16/22 14:49	74-83-9	IH,L1
n-Butylbenzene	ND	ug/L	0.50	0.49	1		02/16/22 14:49	104-51-8	
sec-Butylbenzene	ND	ug/L	0.50	0.40	1		02/16/22 14:49	135-98-8	
tert-Butylbenzene	ND	ug/L	0.50	0.32	1		02/16/22 14:49	98-06-6	
Carbon tetrachloride	ND	ug/L	0.50	0.33	1		02/16/22 14:49	56-23-5	
Chlorobenzene	ND	ug/L	0.50	0.28	1		02/16/22 14:49	108-90-7	
Chloroethane	ND	ug/L	1.0	0.65	1		02/16/22 14:49	75-00-3	
Chloroform	**0.42J**	ug/L	0.50	0.35	1		02/16/22 14:49	67-66-3	
Chloromethane	ND	ug/L	1.0	0.54	1		02/16/22 14:49	74-87-3	
2-Chlorotoluene	ND	ug/L	0.50	0.32	1		02/16/22 14:49	95-49-8	
4-Chlorotoluene	ND	ug/L	0.50	0.32	1		02/16/22 14:49	106-43-4	
1,2-Dibromo-3-chloropropane	ND	ug/L	1.0	0.34	1		02/16/22 14:49	96-12-8	
Dibromochloromethane	ND	ug/L	0.50	0.36	1		02/16/22 14:49	124-48-1	
1,2-Dibromoethane (EDB)	ND	ug/L	0.50	0.27	1		02/16/22 14:49	106-93-4	
Dibromomethane	ND	ug/L	0.50	0.39	1		02/16/22 14:49	74-95-3	
1,2-Dichlorobenzene	ND	ug/L	0.50	0.34	1		02/16/22 14:49	95-50-1	
1,3-Dichlorobenzene	ND	ug/L	0.50	0.34	1		02/16/22 14:49	541-73-1	
1,4-Dichlorobenzene	ND	ug/L	0.50	0.33	1		02/16/22 14:49	106-46-7	
Dichlorodifluoromethane	ND	ug/L	0.50	0.35	1		02/16/22 14:49	75-71-8	
1,1-Dichloroethane	ND	ug/L	0.50	0.37	1		02/16/22 14:49	75-34-3	
1,2-Dichloroethane	ND	ug/L	0.50	0.32	1		02/16/22 14:49	107-06-2	
1,1-Dichloroethene	ND	ug/L	0.50	0.35	1		02/16/22 14:49	75-35-4	
cis-1,2-Dichloroethene	ND	ug/L	0.50	0.38	1		02/16/22 14:49	156-59-2	
trans-1,2-Dichloroethene	ND	ug/L	0.50	0.40	1		02/16/22 14:49	156-60-5	
1,2-Dichloropropane	ND	ug/L	0.50	0.36	1		02/16/22 14:49	78-87-5	
1,3-Dichloropropane	ND	ug/L	0.50	0.28	1		02/16/22 14:49	142-28-9	

This report shall not be reproduced, except in full,
without the written consent of Pace Analytical Services, LLC.

Pace Analytical Services, LLC
9800 Kincey Ave. Suite 100
Huntersville, NC 28078
(704)875-9092

ANALYTICAL RESULTS

Project: 2020-L1-2448
Pace Project No.: 92588282

Sample: 13835_AC_RD **Lab ID: 92588282001** Collected: 02/15/22 10:55 Received: 02/15/22 14:07 Matrix: Water

Parameters	Results	Units	Report Limit	MDL	DF	Prepared	Analyzed	CAS No.	Qual
6200B MSV	Analytical Method: SM 6200B								
	Pace Analytical Services - Charlotte								
2,2-Dichloropropane	ND	ug/L	0.50	0.39	1		02/16/22 14:49	594-20-7	
1,1-Dichloropropene	ND	ug/L	0.50	0.43	1		02/16/22 14:49	563-58-6	
cis-1,3-Dichloropropene	ND	ug/L	0.50	0.36	1		02/16/22 14:49	10061-01-5	
trans-1,3-Dichloropropene	ND	ug/L	0.50	0.36	1		02/16/22 14:49	10061-02-6	
Diisopropyl ether	ND	ug/L	0.50	0.31	1		02/16/22 14:49	108-20-3	
Ethanol	ND	ug/L	200	72.2	1		02/16/22 14:49	64-17-5	
Ethylbenzene	ND	ug/L	0.50	0.30	1		02/16/22 14:49	100-41-4	
Hexachloro-1,3-butadiene	ND	ug/L	2.0	1.5	1		02/16/22 14:49	87-68-3	
Isopropylbenzene (Cumene)	ND	ug/L	0.50	0.33	1		02/16/22 14:49	98-82-8	
Methylene Chloride	ND	ug/L	2.0	2.0	1		02/16/22 14:49	75-09-2	
Methyl-tert-butyl ether	ND	ug/L	0.50	0.42	1		02/16/22 14:49	1634-04-4	
Naphthalene	ND	ug/L	2.0	0.64	1		02/16/22 14:49	91-20-3	
n-Propylbenzene	ND	ug/L	0.50	0.34	1		02/16/22 14:49	103-65-1	
Styrene	ND	ug/L	0.50	0.29	1		02/16/22 14:49	100-42-5	
1,1,1,2-Tetrachloroethane	ND	ug/L	0.50	0.31	1		02/16/22 14:49	630-20-6	
1,1,2,2-Tetrachloroethane	ND	ug/L	0.50	0.22	1		02/16/22 14:49	79-34-5	
Tetrachloroethene	ND	ug/L	0.50	0.29	1		02/16/22 14:49	127-18-4	
Toluene	ND	ug/L	0.50	0.48	1		02/16/22 14:49	108-88-3	
1,2,3-Trichlorobenzene	ND	ug/L	2.0	0.81	1		02/16/22 14:49	87-61-6	
1,2,4-Trichlorobenzene	ND	ug/L	2.0	0.64	1		02/16/22 14:49	120-82-1	
1,1,1-Trichloroethane	ND	ug/L	0.50	0.33	1		02/16/22 14:49	71-55-6	
1,1,2-Trichloroethane	ND	ug/L	0.50	0.32	1		02/16/22 14:49	79-00-5	
Trichloroethene	ND	ug/L	0.50	0.38	1		02/16/22 14:49	79-01-6	
Trichlorofluoromethane	ND	ug/L	1.0	0.30	1		02/16/22 14:49	75-69-4	
1,2,3-Trichloropropane	ND	ug/L	0.50	0.26	1		02/16/22 14:49	96-18-4	
1,2,4-Trimethylbenzene	ND	ug/L	0.50	0.50	1		02/16/22 14:49	95-63-6	
1,3,5-Trimethylbenzene	ND	ug/L	0.50	0.33	1		02/16/22 14:49	108-67-8	
Vinyl chloride	ND	ug/L	1.0	0.39	1		02/16/22 14:49	75-01-4	
m&p-Xylene	ND	ug/L	1.0	0.71	1		02/16/22 14:49	179601-23-1	
o-Xylene	ND	ug/L	0.50	0.34	1		02/16/22 14:49	95-47-6	
Surrogates									
1,2-Dichloroethane-d4 (S)	92	%	70-130		1		02/16/22 14:49	17060-07-0	
4-Bromofluorobenzene (S)	96	%	70-130		1		02/16/22 14:49	460-00-4	
Toluene-d8 (S)	98	%	70-130		1		02/16/22 14:49	2037-26-5	

This report shall not be reproduced, except in full,
without the written consent of Pace Analytical Services, LLC.

Pace Analytical Services, LLC
9800 Kincey Ave. Suite 100
Huntersville, NC 28078
(704)875-9092

QUALITY CONTROL DATA

Project: 2020-L1-2448
Pace Project No.: 92588282

QC Batch: 679154
QC Batch Method: MADEP VPH
Analysis Method: MADEP VPH
Analysis Description: VPH NC Water
Laboratory: Pace Analytical Services - Charlotte
Associated Lab Samples: 92588282001

METHOD BLANK: 3553828
Matrix: Water
Associated Lab Samples: 92588282001

Parameter	Units	Blank Result	Reporting Limit	MDL	Analyzed	Qualifiers
Aliphatic (C05-C08)	ug/L	ND	50.0	50.0	02/19/22 14:19	N2
Aromatic (C09-C10)	ug/L	ND	50.0	50.0	02/19/22 14:19	N2
4-Bromofluorobenzene (FID) (S)	%	104	70-130		02/19/22 14:19	
4-Bromofluorobenzene (PID) (S)	%	103	70-130		02/19/22 14:19	

LABORATORY CONTROL SAMPLE & LCSD: 3553829 3553830

Parameter	Units	Spike Conc.	LCS Result	LCSD Result	LCS % Rec	LCSD % Rec	% Rec Limits	RPD	Max RPD	Qualifiers
Aliphatic (C05-C08)	ug/L	300	317	306	106	102	70-130	3	25	N2
Aromatic (C09-C10)	ug/L	100	109	105	109	105	70-130	4	25	N2
4-Bromofluorobenzene (FID) (S)	%				102	101	70-130			
4-Bromofluorobenzene (PID) (S)	%				103	101	70-130			

Results presented on this page are in the units indicated by the "Units" column except where an alternate unit is presented to the right of the result.

This report shall not be reproduced, except in full,
without the written consent of Pace Analytical Services, LLC.

Pace Analytical Services, LLC
9800 Kincey Ave. Suite 100
Huntersville, NC 28078
(704)875-9092

QUALITY CONTROL DATA

Project: 2020-L1-2448
Pace Project No.: 92588282

QC Batch: 678865
QC Batch Method: EPA 3010A
Analysis Method: EPA 6010D
Analysis Description: 6010 MET
Laboratory: Pace Analytical Services - Asheville
Associated Lab Samples: 92588282001

METHOD BLANK: 3552661
Matrix: Water
Associated Lab Samples: 92588282001

Parameter	Units	Blank Result	Reporting Limit	MDL	Analyzed	Qualifiers
Lead	ug/L	ND	5.0	4.5	03/01/22 13:47	

LABORATORY CONTROL SAMPLE: 3552662

Parameter	Units	Spike Conc.	LCS Result	LCS % Rec	% Rec Limits	Qualifiers
Lead	ug/L	500	470	94	80-120	

MATRIX SPIKE & MATRIX SPIKE DUPLICATE: 3552663 3552664

Parameter	Units	92588282001 Result	MS Spike Conc.	MSD Spike Conc.	MS Result	MSD Result	MS % Rec	MSD % Rec	% Rec Limits	RPD	Max RPD	Qual
Lead	ug/L	6.1	500	500	464	465	91	92	75-125	0	20	

Results presented on this page are in the units indicated by the "Units" column except where an alternate unit is presented to the right of the result.

This report shall not be reproduced, except in full,
without the written consent of Pace Analytical Services, LLC.

Pace Analytical Services, LLC
9800 Kincey Ave. Suite 100
Huntersville, NC 28078
(704)875-9092

QUALITY CONTROL DATA

Project: 2020-L1-2448
Pace Project No.: 92588282

QC Batch: 678611
QC Batch Method: SM 6200B
Analysis Method: SM 6200B
Analysis Description: 6200B MSV
Laboratory: Pace Analytical Services - Charlotte
Associated Lab Samples: 92588282001

METHOD BLANK: 3551246
Matrix: Water
Associated Lab Samples: 92588282001

Parameter	Units	Blank Result	Reporting Limit	MDL	Analyzed	Qualifiers
1,1,1,2-Tetrachloroethane	ug/L	ND	0.50	0.31	02/16/22 12:07	
1,1,1-Trichloroethane	ug/L	ND	0.50	0.33	02/16/22 12:07	
1,1,2,2-Tetrachloroethane	ug/L	ND	0.50	0.22	02/16/22 12:07	
1,1,2-Trichloroethane	ug/L	ND	0.50	0.32	02/16/22 12:07	
1,1-Dichloroethane	ug/L	ND	0.50	0.37	02/16/22 12:07	
1,1-Dichloroethene	ug/L	ND	0.50	0.35	02/16/22 12:07	
1,1-Dichloropropene	ug/L	ND	0.50	0.43	02/16/22 12:07	
1,2,3-Trichlorobenzene	ug/L	ND	2.0	0.81	02/16/22 12:07	
1,2,3-Trichloropropane	ug/L	ND	0.50	0.26	02/16/22 12:07	
1,2,4-Trichlorobenzene	ug/L	ND	2.0	0.64	02/16/22 12:07	
1,2,4-Trimethylbenzene	ug/L	ND	0.50	0.50	02/16/22 12:07	
1,2-Dibromo-3-chloropropane	ug/L	ND	1.0	0.34	02/16/22 12:07	
1,2-Dibromoethane (EDB)	ug/L	ND	0.50	0.27	02/16/22 12:07	
1,2-Dichlorobenzene	ug/L	ND	0.50	0.34	02/16/22 12:07	
1,2-Dichloroethane	ug/L	ND	0.50	0.32	02/16/22 12:07	
1,2-Dichloropropane	ug/L	ND	0.50	0.36	02/16/22 12:07	
1,3,5-Trimethylbenzene	ug/L	ND	0.50	0.33	02/16/22 12:07	
1,3-Dichlorobenzene	ug/L	ND	0.50	0.34	02/16/22 12:07	
1,3-Dichloropropane	ug/L	ND	0.50	0.28	02/16/22 12:07	
1,4-Dichlorobenzene	ug/L	ND	0.50	0.33	02/16/22 12:07	
2,2-Dichloropropane	ug/L	ND	0.50	0.39	02/16/22 12:07	
2-Chlorotoluene	ug/L	ND	0.50	0.32	02/16/22 12:07	
4-Chlorotoluene	ug/L	ND	0.50	0.32	02/16/22 12:07	
Benzene	ug/L	ND	0.50	0.34	02/16/22 12:07	
Bromobenzene	ug/L	ND	0.50	0.29	02/16/22 12:07	
Bromochloromethane	ug/L	ND	0.50	0.47	02/16/22 12:07	
Bromodichloromethane	ug/L	ND	0.50	0.31	02/16/22 12:07	
Bromoform	ug/L	ND	0.50	0.34	02/16/22 12:07	
Bromomethane	ug/L	ND	5.0	1.7	02/16/22 12:07	IH
Carbon tetrachloride	ug/L	ND	0.50	0.33	02/16/22 12:07	
Chlorobenzene	ug/L	ND	0.50	0.28	02/16/22 12:07	
Chloroethane	ug/L	ND	1.0	0.65	02/16/22 12:07	
Chloroform	ug/L	ND	0.50	0.35	02/16/22 12:07	
Chloromethane	ug/L	ND	1.0	0.54	02/16/22 12:07	
cis-1,2-Dichloroethene	ug/L	ND	0.50	0.38	02/16/22 12:07	
cis-1,3-Dichloropropene	ug/L	ND	0.50	0.36	02/16/22 12:07	
Dibromochloromethane	ug/L	ND	0.50	0.36	02/16/22 12:07	
Dibromomethane	ug/L	ND	0.50	0.39	02/16/22 12:07	
Dichlorodifluoromethane	ug/L	ND	0.50	0.35	02/16/22 12:07	
Diisopropyl ether	ug/L	ND	0.50	0.31	02/16/22 12:07	

Results presented on this page are in the units indicated by the "Units" column except where an alternate unit is presented to the right of the result.

This report shall not be reproduced, except in full,
without the written consent of Pace Analytical Services, LLC.

Pace Analytical Services, LLC
9800 Kincey Ave. Suite 100
Huntersville, NC 28078
(704)875-9092

QUALITY CONTROL DATA

Project: 2020-L1-2448
Pace Project No.: 92588282

METHOD BLANK: 3551246 Matrix: Water
Associated Lab Samples: 92588282001

Parameter	Units	Blank Result	Reporting Limit	MDL	Analyzed	Qualifiers
Ethanol	ug/L	ND	200	72.2	02/16/22 12:07	
Ethylbenzene	ug/L	ND	0.50	0.30	02/16/22 12:07	
Hexachloro-1,3-butadiene	ug/L	ND	2.0	1.5	02/16/22 12:07	
Isopropylbenzene (Cumene)	ug/L	ND	0.50	0.33	02/16/22 12:07	
m&p-Xylene	ug/L	ND	1.0	0.71	02/16/22 12:07	
Methyl-tert-butyl ether	ug/L	ND	0.50	0.42	02/16/22 12:07	
Methylene Chloride	ug/L	ND	2.0	2.0	02/16/22 12:07	
n-Butylbenzene	ug/L	ND	0.50	0.49	02/16/22 12:07	
n-Propylbenzene	ug/L	ND	0.50	0.34	02/16/22 12:07	
Naphthalene	ug/L	ND	2.0	0.64	02/16/22 12:07	
o-Xylene	ug/L	ND	0.50	0.34	02/16/22 12:07	
sec-Butylbenzene	ug/L	ND	0.50	0.40	02/16/22 12:07	
Styrene	ug/L	ND	0.50	0.29	02/16/22 12:07	
tert-Butylbenzene	ug/L	ND	0.50	0.32	02/16/22 12:07	
Tetrachloroethene	ug/L	ND	0.50	0.29	02/16/22 12:07	
Toluene	ug/L	ND	0.50	0.48	02/16/22 12:07	
trans-1,2-Dichloroethene	ug/L	ND	0.50	0.40	02/16/22 12:07	
trans-1,3-Dichloropropene	ug/L	ND	0.50	0.36	02/16/22 12:07	
Trichloroethene	ug/L	ND	0.50	0.38	02/16/22 12:07	
Trichlorofluoromethane	ug/L	ND	1.0	0.30	02/16/22 12:07	
Vinyl chloride	ug/L	ND	1.0	0.39	02/16/22 12:07	
1,2-Dichloroethane-d4 (S)	%	90	70-130		02/16/22 12:07	
4-Bromofluorobenzene (S)	%	97	70-130		02/16/22 12:07	
Toluene-d8 (S)	%	99	70-130		02/16/22 12:07	

LABORATORY CONTROL SAMPLE: 3551247

Parameter	Units	Spike Conc.	LCS Result	LCS % Rec	% Rec Limits	Qualifiers
1,1,1,2-Tetrachloroethane	ug/L	50	56.0	112	60-140	
1,1,1-Trichloroethane	ug/L	50	47.5	95	60-140	
1,1,2,2-Tetrachloroethane	ug/L	50	53.7	107	60-140	
1,1,2-Trichloroethane	ug/L	50	53.3	107	60-140	
1,1-Dichloroethane	ug/L	50	44.5	89	60-140	
1,1-Dichloroethene	ug/L	50	42.6	85	60-140	
1,1-Dichloropropene	ug/L	50	46.2	92	60-140	
1,2,3-Trichlorobenzene	ug/L	50	55.0	110	60-140	
1,2,3-Trichloropropane	ug/L	50	48.7	97	60-140	
1,2,4-Trichlorobenzene	ug/L	50	54.6	109	60-140	
1,2,4-Trimethylbenzene	ug/L	50	48.6	97	60-140	
1,2-Dibromo-3-chloropropane	ug/L	50	63.6	127	60-140	
1,2-Dibromoethane (EDB)	ug/L	50	54.0	108	60-140	
1,2-Dichlorobenzene	ug/L	50	50.1	100	60-140	
1,2-Dichloroethane	ug/L	50	47.5	95	60-140	
1,2-Dichloropropane	ug/L	50	49.5	99	60-140	

Results presented on this page are in the units indicated by the "Units" column except where an alternate unit is presented to the right of the result.

This report shall not be reproduced, except in full,
without the written consent of Pace Analytical Services, LLC.

Pace Analytical Services, LLC
9800 Kincey Ave. Suite 100
Huntersville, NC 28078
(704)875-9092

QUALITY CONTROL DATA

Project: 2020-L1-2448
Pace Project No.: 92588282

LABORATORY CONTROL SAMPLE: 3551247

Parameter	Units	Spike Conc.	LCS Result	LCS % Rec	% Rec Limits	Qualifiers
1,3,5-Trimethylbenzene	ug/L	50	48.9	98	60-140	
1,3-Dichlorobenzene	ug/L	50	52.6	105	60-140	
1,3-Dichloropropane	ug/L	50	50.8	102	60-140	
1,4-Dichlorobenzene	ug/L	50	50.5	101	60-140	
2,2-Dichloropropane	ug/L	50	47.0	94	60-140	
2-Chlorotoluene	ug/L	50	49.6	99	60-140	
4-Chlorotoluene	ug/L	50	48.4	97	60-140	
Benzene	ug/L	50	47.0	94	60-140	
Bromobenzene	ug/L	50	51.1	102	60-140	
Bromochloromethane	ug/L	50	50.5	101	60-140	
Bromodichloromethane	ug/L	50	53.8	108	60-140	
Bromoform	ug/L	50	63.5	127	60-140	
Bromomethane	ug/L	50	72.8	146	60-140	IH,L1
Carbon tetrachloride	ug/L	50	51.3	103	60-140	
Chlorobenzene	ug/L	50	50.9	102	60-140	
Chloroethane	ug/L	50	43.1	86	60-140	
Chloroform	ug/L	50	44.1	88	60-140	
Chloromethane	ug/L	50	49.9	100	60-140	
cis-1,2-Dichloroethene	ug/L	50	44.0	88	60-140	
cis-1,3-Dichloropropene	ug/L	50	53.4	107	60-140	
Dibromochloromethane	ug/L	50	56.8	114	60-140	
Dibromomethane	ug/L	50	56.5	113	60-140	
Dichlorodifluoromethane	ug/L	50	62.2	124	60-140	
Diisopropyl ether	ug/L	50	38.4	77	60-140	
Ethanol	ug/L	2000	1650	83	60-140	
Ethylbenzene	ug/L	50	49.1	98	60-140	
Hexachloro-1,3-butadiene	ug/L	50	61.8	124	60-140	
Isopropylbenzene (Cumene)	ug/L	50	51.3	103	60-140	
m&p-Xylene	ug/L	100	99.8	100	60-140	
Methyl-tert-butyl ether	ug/L	50	44.5	89	60-140	
Methylene Chloride	ug/L	50	44.1	88	60-140	
n-Butylbenzene	ug/L	50	49.7	99	60-140	
n-Propylbenzene	ug/L	50	48.6	97	60-140	
Naphthalene	ug/L	50	52.1	104	60-140	
o-Xylene	ug/L	50	52.3	105	60-140	
sec-Butylbenzene	ug/L	50	49.7	99	60-140	
Styrene	ug/L	50	54.0	108	60-140	
tert-Butylbenzene	ug/L	50	43.2	86	60-140	
Tetrachloroethene	ug/L	50	51.1	102	60-140	
Toluene	ug/L	50	48.5	97	60-140	
trans-1,2-Dichloroethene	ug/L	50	44.0	88	60-140	
trans-1,3-Dichloropropene	ug/L	50	54.1	108	60-140	
Trichloroethene	ug/L	50	52.1	104	60-140	
Trichlorofluoromethane	ug/L	50	43.3	87	60-140	
Vinyl chloride	ug/L	50	51.4	103	60-140	
1,2-Dichloroethane-d4 (S)	%			90	70-130	
4-Bromofluorobenzene (S)	%			99	70-130	

Results presented on this page are in the units indicated by the "Units" column except where an alternate unit is presented to the right of the result.

This report shall not be reproduced, except in full,
without the written consent of Pace Analytical Services, LLC.

Pace Analytical Services, LLC
9800 Kincey Ave. Suite 100
Huntersville, NC 28078
(704)875-9092

QUALITY CONTROL DATA

Project: 2020-L1-2448
Pace Project No.: 92588282

LABORATORY CONTROL SAMPLE: 3551247

Parameter	Units	Spike Conc.	LCS Result	LCS % Rec	% Rec Limits	Qualifiers
Toluene-d8 (S)	%			99	70-130	

MATRIX SPIKE & MATRIX SPIKE DUPLICATE: 3551248 3551249

Parameter	Units	92588275001 Result	MS Spike Conc.	MSD Spike Conc.	MS Result	MSD Result	MS % Rec	MSD % Rec	% Rec Limits	RPD	Max RPD	Qual
1,1,1,2-Tetrachloroethane	ug/L	ND	20	20	22.8	22.5	114	112	60-140	2	30	
1,1,1-Trichloroethane	ug/L	ND	20	20	22.9	23.3	114	116	60-140	2	30	
1,1,2,2-Tetrachloroethane	ug/L	ND	20	20	20.7	20.5	103	103	60-140	1	30	
1,1,2-Trichloroethane	ug/L	ND	20	20	21.8	21.2	109	106	60-140	3	30	
1,1-Dichloroethane	ug/L	ND	20	20	19.8	20.3	99	102	60-140	3	30	
1,1-Dichloroethene	ug/L	ND	20	20	21.5	22.6	107	113	60-140	5	30	
1,1-Dichloropropene	ug/L	ND	20	20	22.5	23.2	112	116	60-140	3	30	
1,2,3-Trichlorobenzene	ug/L	ND	20	20	25.0	23.0	125	115	60-140	8	30	
1,2,3-Trichloropropane	ug/L	ND	20	20	19.6	19.6	98	98	60-140	0	30	
1,2,4-Trichlorobenzene	ug/L	ND	20	20	24.3	22.3	122	112	60-140	9	30	
1,2,4-Trimethylbenzene	ug/L	ND	20	20	20.4	19.9	102	99	60-140	3	30	
1,2-Dibromo-3-chloropropane	ug/L	ND	20	20	25.5	24.7	128	123	60-140	4	30	
1,2-Dibromoethane (EDB)	ug/L	ND	20	20	22.7	21.4	113	107	60-140	6	30	
1,2-Dichlorobenzene	ug/L	ND	20	20	20.3	19.3	101	96	60-140	5	30	
1,2-Dichloroethane	ug/L	ND	20	20	19.6	19.4	98	97	60-140	1	30	
1,2-Dichloropropane	ug/L	ND	20	20	21.4	21.1	107	106	60-140	1	30	
1,3,5-Trimethylbenzene	ug/L	ND	20	20	21.2	20.3	106	101	60-140	4	30	
1,3-Dichlorobenzene	ug/L	ND	20	20	21.4	20.7	107	104	60-140	3	30	
1,3-Dichloropropane	ug/L	ND	20	20	20.6	20.4	103	102	60-140	1	30	
1,4-Dichlorobenzene	ug/L	ND	20	20	20.9	20.1	104	101	60-140	4	30	
2,2-Dichloropropane	ug/L	ND	20	20	21.8	23.7	109	119	60-140	8	30	
2-Chlorotoluene	ug/L	ND	20	20	20.9	20.2	104	101	60-140	3	30	
4-Chlorotoluene	ug/L	ND	20	20	19.9	19.2	100	96	60-140	3	30	
Benzene	ug/L	ND	20	20	21.1	21.3	105	106	60-140	1	30	
Bromobenzene	ug/L	ND	20	20	20.9	21.0	105	105	60-140	0	30	
Bromochloromethane	ug/L	ND	20	20	21.5	21.5	108	108	60-140	0	30	
Bromodichloromethane	ug/L	ND	20	20	22.5	21.7	113	108	60-140	4	30	
Bromoform	ug/L	ND	20	20	23.6	23.6	118	118	60-140	0	30	
Bromomethane	ug/L	ND	20	20	36.8	33.3	184	166	60-140	10	30	IH,M0
Carbon tetrachloride	ug/L	ND	20	20	26.6	26.9	133	134	60-140	1	30	
Chlorobenzene	ug/L	ND	20	20	21.9	21.3	109	106	60-140	3	30	
Chloroethane	ug/L	ND	20	20	24.2	23.3	121	117	60-140	4	30	
Chloroform	ug/L	ND	20	20	19.8	20.2	99	101	60-140	2	30	
Chloromethane	ug/L	ND	20	20	21.1	21.2	105	106	60-140	0	30	
cis-1,2-Dichloroethene	ug/L	ND	20	20	19.8	20.0	99	100	60-140	1	30	
cis-1,3-Dichloropropene	ug/L	ND	20	20	22.0	22.3	110	111	60-140	1	30	
Dibromochloromethane	ug/L	ND	20	20	22.0	21.8	110	109	60-140	1	30	
Dibromomethane	ug/L	ND	20	20	23.7	23.2	118	116	60-140	2	30	

Results presented on this page are in the units indicated by the "Units" column except where an alternate unit is presented to the right of the result.

REPORT OF LABORATORY ANALYSIS

This report shall not be reproduced, except in full,
without the written consent of Pace Analytical Services, LLC.

Pace Analytical Services, LLC
9800 Kincey Ave. Suite 100
Huntersville, NC 28078
(704)875-9092

QUALITY CONTROL DATA

Project: 2020-L1-2448
Pace Project No.: 92588282

MATRIX SPIKE & MATRIX SPIKE DUPLICATE: 3551248 3551249

Parameter	Units	92588275001 Result	MS Spike Conc.	MSD Spike Conc.	MS Result	MSD Result	MS % Rec	MSD % Rec	% Rec Limits	RPD	Max RPD	Qual
Dichlorodifluoromethane	ug/L	ND	20	20	41.5	48.2	208	241	60-140	15	30	M1
Diisopropyl ether	ug/L	ND	20	20	16.5	16.9	82	84	60-140	2	30	
Ethanol	ug/L	ND	800	800	756	728	95	91	60-140	4	30	
Ethylbenzene	ug/L	ND	20	20	21.4	21.1	107	106	60-140	1	30	
Hexachloro-1,3-butadiene	ug/L	ND	20	20	32.4	29.9	162	149	60-140	8	30	M1
Isopropylbenzene (Cumene)	ug/L	ND	20	20	22.8	22.1	114	110	60-140	3	30	
m&p-Xylene	ug/L	ND	40	40	42.7	42.1	107	105	60-140	2	30	
Methyl-tert-butyl ether	ug/L	ND	20	20	19.0	18.8	95	94	60-140	1	30	
Methylene Chloride	ug/L	ND	20	20	18.7	19.2	93	96	60-140	3	30	
n-Butylbenzene	ug/L	ND	20	20	22.8	22.0	114	110	60-140	4	30	
n-Propylbenzene	ug/L	ND	20	20	21.1	20.8	106	104	60-140	2	30	
Naphthalene	ug/L	ND	20	20	22.0	20.3	110	101	60-140	8	30	
o-Xylene	ug/L	ND	20	20	22.2	21.2	111	106	60-140	5	30	
sec-Butylbenzene	ug/L	ND	20	20	22.6	22.2	113	111	60-140	2	30	
Styrene	ug/L	ND	20	20	21.8	21.5	109	107	60-140	2	30	
tert-Butylbenzene	ug/L	ND	20	20	18.9	18.3	95	92	60-140	3	30	
Tetrachloroethene	ug/L	ND	20	20	24.3	24.2	121	121	60-140	0	30	
Toluene	ug/L	ND	20	20	21.2	21.2	106	106	60-140	0	30	
trans-1,2-Dichloroethene	ug/L	ND	20	20	20.9	21.3	104	107	60-140	2	30	
trans-1,3-Dichloropropene	ug/L	ND	20	20	21.9	21.6	109	108	60-140	1	30	
Trichloroethene	ug/L	ND	20	20	23.3	23.0	117	115	60-140	1	30	
Trichlorofluoromethane	ug/L	ND	20	20	27.3	29.6	137	148	60-140	8	30	M1
Vinyl chloride	ug/L	ND	20	20	23.8	25.0	119	125	60-140	5	30	
1,2-Dichloroethane-d4 (S)	%						86	89	70-130			
4-Bromofluorobenzene (S)	%						98	100	70-130			
Toluene-d8 (S)	%						99	100	70-130			

Results presented on this page are in the units indicated by the "Units" column except where an alternate unit is presented to the right of the result.

This report shall not be reproduced, except in full,
without the written consent of Pace Analytical Services, LLC.

Pace Analytical Services, LLC
9800 Kincey Ave. Suite 100
Huntersville, NC 28078
(704)875-9092

QUALIFIERS

Project: 2020-L1-2448
Pace Project No.: 92588282

DEFINITIONS

DF - Dilution Factor, if reported, represents the factor applied to the reported data due to dilution of the sample aliquot.

ND - Not Detected at or above adjusted reporting limit.

TNTC - Too Numerous To Count

J - Estimated concentration above the adjusted method detection limit and below the adjusted reporting limit.

MDL - Adjusted Method Detection Limit.

PQL - Practical Quantitation Limit.

RL - Reporting Limit - The lowest concentration value that meets project requirements for quantitative data with known precision and bias for a specific analyte in a specific matrix.

S - Surrogate

1,2-Diphenylhydrazine decomposes to and cannot be separated from Azobenzene using Method 8270. The result for each analyte is a combined concentration.

Consistent with EPA guidelines, unrounded data are displayed and have been used to calculate % recovery and RPD values.

LCS(D) - Laboratory Control Sample (Duplicate)

MS(D) - Matrix Spike (Duplicate)

DUP - Sample Duplicate

RPD - Relative Percent Difference

NC - Not Calculable.

SG - Silica Gel - Clean-Up

U - Indicates the compound was analyzed for, but not detected.

Acid preservation may not be appropriate for 2 Chloroethylvinyl ether.

A separate vial preserved to a pH of 4-5 is recommended in SW846 Chapter 4 for the analysis of Acrolein and Acrylonitrile by EPA Method 8260.

N-Nitrosodiphenylamine decomposes and cannot be separated from Diphenylamine using Method 8270. The result reported for each analyte is a combined concentration.

Reported results are not rounded until the final step prior to reporting. Therefore, calculated parameters that are typically reported as "Total" may vary slightly from the sum of the reported component parameters.

Pace Analytical is TNI accredited. Contact your Pace PM for the current list of accredited analytes.

TNI - The NELAC Institute.

ANALYTE QUALIFIERS

IH	This analyte exceeded secondary source verification criteria high for the initial calibration. The reported results should be considered an estimated value.
L1	Analyte recovery in the laboratory control sample (LCS) was above QC limits. Results for this analyte in associated samples may be biased high.
M0	Matrix spike recovery and/or matrix spike duplicate recovery was outside laboratory control limits.
M1	Matrix spike recovery exceeded QC limits. Batch accepted based on laboratory control sample (LCS) recovery.
N2	The lab does not hold NELAC/TNI accreditation for this parameter but other accreditations/certifications may apply. A complete list of accreditations/certifications is available upon request.

This report shall not be reproduced, except in full,
without the written consent of Pace Analytical Services, LLC.

Pace Analytical Services, LLC
9800 Kincey Ave. Suite 100
Huntersville, NC 28078
(704)875-9092

QUALITY CONTROL DATA CROSS REFERENCE TABLE

Project: 2020-L1-2448
Pace Project No.: 92588282

Lab ID	Sample ID	QC Batch Method	QC Batch	Analytical Method	Analytical Batch
92588282001	**13835_AC_RD**	MADEP VPH	679154		
92588282001	**13835_AC_RD**	EPA 3010A	678865	EPA 6010D	678904
92588282001	**13835_AC_RD**	SM 6200B	678611		

This report shall not be reproduced, except in full,
without the written consent of Pace Analytical Services, LLC.

Pace Analytical

CHAIN-OF-CUSTODY Analytical Request Document

Chain-of-Custody is a LEGAL DOCUMENT - Complete all relevent fields

LAB USE ONLY: WO# : 92588282

92588282

Company: Apex Companies	Billing Information:
Address:	
Report To: Andrew Street	Email To: andrew.street@apexcos.com
Copy To:	Site Collection Info/Address: 13835 Asbury Chapel Rd
Customer Project Name/Number: 2020-LI-2448	State: NC County/City: Huntersville Time Zone Collected: [ ] PT [ ] MT [ ] CT [ ] ET
Phone: Email:	Site/Facility ID #: Compliance Monitoring? [ ] Yes [ ] No
Collected By (print): Matt T.	Purchase Order #: Quote #: DW PWS ID #: DW Location Code:
Collected By (signature):	Turnaround Date Required: ASAP Immediately Packed on Ice: [ ] Yes [ ] No
Sample Disposal: [ ] Dispose as appropriate [ ] Return [ ] Archive: [ ] Hold:	Rush: [ ] Same Day [ ] Next Day [ ] 2 Day [ ] 3 Day [ ] 4 Day [ ] 5 Day (Expedite Charges Apply) Field Filtered (if applicable): [ ] Yes [ ] No Analysis:

Containe: Lab Project Manager:

** Preservative Types: (1) nitric acid, (2) sulfuric acid, (3) hydrochloric acid, (4) sodium hydroxide, (5) zinc acetate, (6) methanol, (7) sodium bisulfate, (8) sodium thiosulfate, (9) hexane, (A) ascorbic acid, (B) ammonium sulfate, (C) ammonium hydroxide, (D) TSP, (U) Unpreserved, (O) Other

Analyses: VOCs 6200B; MADEP VPH; LEAD

Lab Profile/Line:

Lab Sample Receipt Checklist:

Custody Seals Present/Intact	Y N NA
Custody Signatures Present	Y N NA
Collector Signature Present	Y N NA
Bottles Intact	Y N NA
Correct Bottles	Y N NA
Sufficient Volume	Y N NA
Samples Received on Ice	Y N NA
VOA - Headspace Acceptable	Y N NA
USDA Regulated Soils	Y N NA
Samples in Holding Time	Y N NA
Residual Chlorine Present	Y N NA
Cl Strips:	
Sample pH Acceptable	Y N NA
pH Strips:	
Sulfide Present	Y N NA
Lead Acetate Strips:	

KB 2/15

KB 2/15

LAB USE ONLY: Lab Sample # / Comments: 92588282

* Matrix Codes (Insert in Matrix box below): Drinking Water (DW), Ground Water (GW), Wastewater (WW), Product (P), Soil/Solid (SL), Oil (OL), Wipe (WP), Air (AR), Tissue (TS), Bioassay (B), Vapor (V), Other (OT)

Customer Sample ID	Matrix *	Comp / Grab	Collected (or Composite Start) Date	Collected (or Composite Start) Time	Composite End Date	Composite End Time	Res Cl	# of Ctns	VOCs 6200B	MADEP VPH	LEAD
13835_AC_RD	DW	G	2-15-22	1055				8	X	X	X

Customer Remarks / Special Conditions / Possible Hazards:

Type of Ice Used: Wet Blue Dry None

Packing Material Used: bubble bags

Radchem sample(s) screened (<500 cpm): Y N NA

SHORT HOLDS PRESENT (<72 hours): Y N N/A

Lab Tracking #: 2632557

Samples received via: FEDEX UPS Client Courier Pace Courier

Lab Sample Temperature Info:
Temp Blank Received: Y N NA
Therm ID#: 92T0644
Cooler 1 Temp Upon Receipt: 4.1 oC
Cooler 1 Therm Corr. Factor: 0 oC
Cooler 1 Corrected Temp: 4.1 oC
Comments:

Relinquished by/Company: (Signature)	Date/Time:	Received by/Company: (Signature)	Date/Time:
Matt T. / Apex	2-15-22 / 1407	KH Pace HVL	2/15/22 1407
Relinquished by/Company: (Signature)	Date/Time:	Received by/Company: (Signature)	Date/Time:
Relinquished by/Company: (Signature)	Date/Time:	Received by/Company: (Signature)	Date/Time:

MTJL LAB USE ONLY
Table #:
Acctnum:
Template:
Prelogin:
PM:
PB:

Trip Blank Received: Y N NA
HCL MeOH TSP Other

Non Conformance(s): YES / NO

Page: _____ of: _____

Pace Analytical Services, LLC
9800 Kincey Ave. Suite 100
Huntersville, NC 28078
(704)875-9092

March 14, 2022

Andrew Street
Apex Companies - NC
5900 Northwoods Business Pkwy
Suite 5900-0
Charlotte, NC 28269

RE: Project: 2020-L1-2448
Pace Project No.: 92588285

Dear Andrew Street:

Enclosed are the analytical results for sample(s) received by the laboratory on February 15, 2022. The results relate only to the samples included in this report. Results reported herein conform to the applicable TNI/NELAC Standards and the laboratory's Quality Manual, where applicable, unless otherwise noted in the body of the report.

The test results provided in this final report were generated by each of the following laboratories within the Pace Network:

- Pace Analytical Services - Asheville
- Pace Analytical Services - Charlotte

If you have any questions concerning this report, please feel free to contact me.

Sincerely,

Angela M. Baioni

Angela Baioni
angela.baioni@pacelabs.com
(704)875-9092
Project Manager

Enclosures

cc: J Culbreath, Colonial Pipeline Company
Naomi Fretz, APEX Companies, LLC
Robert Hughes, Colonial Pipeline
Cameron Lee, Montrose-EPS
Jamie Moran, APEX Companies, LLC
Jeff Morrison, Colonial Pipeline Company
Tom Naumann, APEX Companies - NC
Joe Nicolette, Montrose-EPS
Kaitlyn Nootens, Apex Companies
Christopher Schultz, Apex Companies
Matt Teixeira, Apex Companies, LLC
Michael Verdon, Colonial Pipeline Company
JM Wyatt, Colonial Pipeline Company

REPORT OF LABORATORY ANALYSIS

This report shall not be reproduced, except in full,
without the written consent of Pace Analytical Services, LLC.

Pace Analytical Services, LLC
9800 Kincey Ave. Suite 100
Huntersville, NC 28078
(704)875-9092

CERTIFICATIONS

Project: 2020-L1-2448
Pace Project No.: 92588285

Pace Analytical Services Charlotte

South Carolina Laboratory ID: 99006
9800 Kincey Ave. Ste 100, Huntersville, NC 28078
North Carolina Drinking Water Certification #: 37706
North Carolina Field Services Certification #: 5342
North Carolina Wastewater Certification #: 12
South Carolina Laboratory ID: 99006
South Carolina Certification #: 99006001
South Carolina Drinking Water Cert. #: 99006003
Florida/NELAP Certification #: E87627
Kentucky UST Certification #: 84
Louisiana DoH Drinking Water #: LA029
Virginia/VELAP Certification #: 460221

Pace Analytical Services Asheville

2225 Riverside Drive, Asheville, NC 28804
Florida/NELAP Certification #: E87648
North Carolina Drinking Water Certification #: 37712
North Carolina Wastewater Certification #: 40
South Carolina Laboratory ID: 99030
South Carolina Certification #: 99030001
Virginia/VELAP Certification #: 460222

This report shall not be reproduced, except in full,
without the written consent of Pace Analytical Services, LLC.

Pace Analytical Services, LLC
9800 Kincey Ave. Suite 100
Huntersville, NC 28078
(704)875-9092

SAMPLE SUMMARY

Project: 2020-L1-2448
Pace Project No.: 92588285

Lab ID	Sample ID	Matrix	Date Collected	Date Received
92588285001	**14226_HC_RD**	Water	02/15/22 11:20	02/15/22 14:07

This report shall not be reproduced, except in full,
without the written consent of Pace Analytical Services, LLC.

Pace Analytical Services, LLC
9800 Kincey Ave. Suite 100
Huntersville, NC 28078
(704)875-9092

SAMPLE ANALYTE COUNT

Project: 2020-L1-2448
Pace Project No.: 92588285

Lab ID	Sample ID	Method	Analysts	Analytes Reported	Laboratory
92588285001	**14226_HC_RD**	MADEP VPH	MAD	6	PASI-C
		EPA 6010D	RDT	1	PASI-A
		SM 6200B	SAS	64	PASI-C

PASI-A = Pace Analytical Services - Asheville
PASI-C = Pace Analytical Services - Charlotte

This report shall not be reproduced, except in full,
without the written consent of Pace Analytical Services, LLC.

Pace Analytical Services, LLC
9800 Kincey Ave. Suite 100
Huntersville, NC 28078
(704)875-9092

ANALYTICAL RESULTS

Project: 2020-L1-2448
Pace Project No.: 92588285

Sample: 14226_HC_RD **Lab ID: 92588285001** Collected: 02/15/22 11:20 Received: 02/15/22 14:07 Matrix: Water

Parameters	Results	Units	Report Limit	MDL	DF	Prepared	Analyzed	CAS No.	Qual
VPH NC Water	Analytical Method: MADEP VPH								
	Pace Analytical Services - Charlotte								
Total VPH (C5-C12)	ND	ug/L	50.0	50.0	1		02/19/22 16:15		N2
Aliphatic (C05-C08)	ND	ug/L	50.0	50.0	1		02/19/22 16:15		N2
Aliphatic(C09-C12) Adjusted	ND	ug/L	50.0	50.0	1		02/19/22 16:15		N2
Aromatic (C09-C10)	ND	ug/L	50.0	50.0	1		02/19/22 16:15		N2
Surrogates									
4-Bromofluorobenzene (FID) (S)	92	%	70-130		1		02/19/22 16:15	460-00-4	
4-Bromofluorobenzene (PID) (S)	93	%	70-130		1		02/19/22 16:15	460-00-4	
6010 MET ICP	Analytical Method: EPA 6010D Preparation Method: EPA 3010A								
	Pace Analytical Services - Asheville								
Lead	ND	ug/L	5.0	4.5	1	02/19/22 00:37	03/10/22 01:39	7439-92-1	
6200B MSV	Analytical Method: SM 6200B								
	Pace Analytical Services - Charlotte								
Benzene	ND	ug/L	0.50	0.34	1		02/16/22 15:25	71-43-2	
Bromobenzene	ND	ug/L	0.50	0.29	1		02/16/22 15:25	108-86-1	
Bromochloromethane	ND	ug/L	0.50	0.47	1		02/16/22 15:25	74-97-5	
Bromodichloromethane	ND	ug/L	0.50	0.31	1		02/16/22 15:25	75-27-4	
Bromoform	ND	ug/L	0.50	0.34	1		02/16/22 15:25	75-25-2	
Bromomethane	ND	ug/L	5.0	1.7	1		02/16/22 15:25	74-83-9	IH,L1
n-Butylbenzene	ND	ug/L	0.50	0.49	1		02/16/22 15:25	104-51-8	
sec-Butylbenzene	ND	ug/L	0.50	0.40	1		02/16/22 15:25	135-98-8	
tert-Butylbenzene	ND	ug/L	0.50	0.32	1		02/16/22 15:25	98-06-6	
Carbon tetrachloride	ND	ug/L	0.50	0.33	1		02/16/22 15:25	56-23-5	
Chlorobenzene	ND	ug/L	0.50	0.28	1		02/16/22 15:25	108-90-7	
Chloroethane	ND	ug/L	1.0	0.65	1		02/16/22 15:25	75-00-3	
Chloroform	ND	ug/L	0.50	0.35	1		02/16/22 15:25	67-66-3	
Chloromethane	ND	ug/L	1.0	0.54	1		02/16/22 15:25	74-87-3	
2-Chlorotoluene	ND	ug/L	0.50	0.32	1		02/16/22 15:25	95-49-8	
4-Chlorotoluene	ND	ug/L	0.50	0.32	1		02/16/22 15:25	106-43-4	
1,2-Dibromo-3-chloropropane	ND	ug/L	1.0	0.34	1		02/16/22 15:25	96-12-8	
Dibromochloromethane	ND	ug/L	0.50	0.36	1		02/16/22 15:25	124-48-1	
1,2-Dibromoethane (EDB)	ND	ug/L	0.50	0.27	1		02/16/22 15:25	106-93-4	
Dibromomethane	ND	ug/L	0.50	0.39	1		02/16/22 15:25	74-95-3	
1,2-Dichlorobenzene	ND	ug/L	0.50	0.34	1		02/16/22 15:25	95-50-1	
1,3-Dichlorobenzene	ND	ug/L	0.50	0.34	1		02/16/22 15:25	541-73-1	
1,4-Dichlorobenzene	ND	ug/L	0.50	0.33	1		02/16/22 15:25	106-46-7	
Dichlorodifluoromethane	ND	ug/L	0.50	0.35	1		02/16/22 15:25	75-71-8	
1,1-Dichloroethane	ND	ug/L	0.50	0.37	1		02/16/22 15:25	75-34-3	
1,2-Dichloroethane	ND	ug/L	0.50	0.32	1		02/16/22 15:25	107-06-2	
1,1-Dichloroethene	ND	ug/L	0.50	0.35	1		02/16/22 15:25	75-35-4	
cis-1,2-Dichloroethene	ND	ug/L	0.50	0.38	1		02/16/22 15:25	156-59-2	
trans-1,2-Dichloroethene	ND	ug/L	0.50	0.40	1		02/16/22 15:25	156-60-5	
1,2-Dichloropropane	ND	ug/L	0.50	0.36	1		02/16/22 15:25	78-87-5	
1,3-Dichloropropane	ND	ug/L	0.50	0.28	1		02/16/22 15:25	142-28-9	

This report shall not be reproduced, except in full,
without the written consent of Pace Analytical Services, LLC.

Pace Analytical Services, LLC
9800 Kincey Ave. Suite 100
Huntersville, NC 28078
(704)875-9092

ANALYTICAL RESULTS

Project: 2020-L1-2448
Pace Project No.: 92588285

Sample: 14226_HC_RD **Lab ID: 92588285001** Collected: 02/15/22 11:20 Received: 02/15/22 14:07 Matrix: Water

Parameters	Results	Units	Report Limit	MDL	DF	Prepared	Analyzed	CAS No.	Qual
6200B MSV	Analytical Method: SM 6200B								
	Pace Analytical Services - Charlotte								
2,2-Dichloropropane	ND	ug/L	0.50	0.39	1		02/16/22 15:25	594-20-7	
1,1-Dichloropropene	ND	ug/L	0.50	0.43	1		02/16/22 15:25	563-58-6	
cis-1,3-Dichloropropene	ND	ug/L	0.50	0.36	1		02/16/22 15:25	10061-01-5	
trans-1,3-Dichloropropene	ND	ug/L	0.50	0.36	1		02/16/22 15:25	10061-02-6	
Diisopropyl ether	ND	ug/L	0.50	0.31	1		02/16/22 15:25	108-20-3	
Ethanol	ND	ug/L	200	72.2	1		02/16/22 15:25	64-17-5	
Ethylbenzene	ND	ug/L	0.50	0.30	1		02/16/22 15:25	100-41-4	
Hexachloro-1,3-butadiene	ND	ug/L	2.0	1.5	1		02/16/22 15:25	87-68-3	
Isopropylbenzene (Cumene)	ND	ug/L	0.50	0.33	1		02/16/22 15:25	98-82-8	
Methylene Chloride	ND	ug/L	2.0	2.0	1		02/16/22 15:25	75-09-2	
Methyl-tert-butyl ether	ND	ug/L	0.50	0.42	1		02/16/22 15:25	1634-04-4	
Naphthalene	ND	ug/L	2.0	0.64	1		02/16/22 15:25	91-20-3	
n-Propylbenzene	ND	ug/L	0.50	0.34	1		02/16/22 15:25	103-65-1	
Styrene	ND	ug/L	0.50	0.29	1		02/16/22 15:25	100-42-5	
1,1,1,2-Tetrachloroethane	ND	ug/L	0.50	0.31	1		02/16/22 15:25	630-20-6	
1,1,2,2-Tetrachloroethane	ND	ug/L	0.50	0.22	1		02/16/22 15:25	79-34-5	
Tetrachloroethene	ND	ug/L	0.50	0.29	1		02/16/22 15:25	127-18-4	
Toluene	ND	ug/L	0.50	0.48	1		02/16/22 15:25	108-88-3	
1,2,3-Trichlorobenzene	ND	ug/L	2.0	0.81	1		02/16/22 15:25	87-61-6	
1,2,4-Trichlorobenzene	ND	ug/L	2.0	0.64	1		02/16/22 15:25	120-82-1	
1,1,1-Trichloroethane	ND	ug/L	0.50	0.33	1		02/16/22 15:25	71-55-6	
1,1,2-Trichloroethane	ND	ug/L	0.50	0.32	1		02/16/22 15:25	79-00-5	
Trichloroethene	ND	ug/L	0.50	0.38	1		02/16/22 15:25	79-01-6	
Trichlorofluoromethane	ND	ug/L	1.0	0.30	1		02/16/22 15:25	75-69-4	
1,2,3-Trichloropropane	ND	ug/L	0.50	0.26	1		02/16/22 15:25	96-18-4	
1,2,4-Trimethylbenzene	ND	ug/L	0.50	0.50	1		02/16/22 15:25	95-63-6	
1,3,5-Trimethylbenzene	ND	ug/L	0.50	0.33	1		02/16/22 15:25	108-67-8	
Vinyl chloride	ND	ug/L	1.0	0.39	1		02/16/22 15:25	75-01-4	
m&p-Xylene	ND	ug/L	1.0	0.71	1		02/16/22 15:25	179601-23-1	
o-Xylene	ND	ug/L	0.50	0.34	1		02/16/22 15:25	95-47-6	
Surrogates									
1,2-Dichloroethane-d4 (S)	93	%	70-130		1		02/16/22 15:25	17060-07-0	
4-Bromofluorobenzene (S)	97	%	70-130		1		02/16/22 15:25	460-00-4	
Toluene-d8 (S)	99	%	70-130		1		02/16/22 15:25	2037-26-5	

This report shall not be reproduced, except in full,
without the written consent of Pace Analytical Services, LLC.

Pace Analytical Services, LLC
9800 Kincey Ave. Suite 100
Huntersville, NC 28078
(704)875-9092

QUALITY CONTROL DATA

Project: 2020-L1-2448
Pace Project No.: 92588285

QC Batch: 679154
QC Batch Method: MADEP VPH
Analysis Method: MADEP VPH
Analysis Description: VPH NC Water
Laboratory: Pace Analytical Services - Charlotte
Associated Lab Samples: 92588285001

METHOD BLANK: 3553828
Matrix: Water
Associated Lab Samples: 92588285001

Parameter	Units	Blank Result	Reporting Limit	MDL	Analyzed	Qualifiers
Aliphatic (C05-C08)	ug/L	ND	50.0	50.0	02/19/22 14:19	N2
Aromatic (C09-C10)	ug/L	ND	50.0	50.0	02/19/22 14:19	N2
4-Bromofluorobenzene (FID) (S)	%	104	70-130		02/19/22 14:19	
4-Bromofluorobenzene (PID) (S)	%	103	70-130		02/19/22 14:19	

LABORATORY CONTROL SAMPLE & LCSD: 3553829 3553830

Parameter	Units	Spike Conc.	LCS Result	LCSD Result	LCS % Rec	LCSD % Rec	% Rec Limits	RPD	Max RPD	Qualifiers
Aliphatic (C05-C08)	ug/L	300	317	306	106	102	70-130	3	25	N2
Aromatic (C09-C10)	ug/L	100	109	105	109	105	70-130	4	25	N2
4-Bromofluorobenzene (FID) (S)	%				102	101	70-130			
4-Bromofluorobenzene (PID) (S)	%				103	101	70-130			

Results presented on this page are in the units indicated by the "Units" column except where an alternate unit is presented to the right of the result.

This report shall not be reproduced, except in full,
without the written consent of Pace Analytical Services, LLC.

Pace Analytical Services, LLC
9800 Kincey Ave. Suite 100
Huntersville, NC 28078
(704)875-9092

QUALITY CONTROL DATA

Project: 2020-L1-2448
Pace Project No.: 92588285

QC Batch: 679392
QC Batch Method: EPA 3010A
Analysis Method: EPA 6010D
Analysis Description: 6010 MET
Laboratory: Pace Analytical Services - Asheville
Associated Lab Samples: 92588285001

METHOD BLANK: 3554943 Matrix: Water
Associated Lab Samples: 92588285001

Parameter	Units	Blank Result	Reporting Limit	MDL	Analyzed	Qualifiers
Lead	ug/L	ND	5.0	4.5	03/10/22 00:56	

LABORATORY CONTROL SAMPLE: 3554944

Parameter	Units	Spike Conc.	LCS Result	LCS % Rec	% Rec Limits	Qualifiers
Lead	ug/L	500	493	99	80-120	

MATRIX SPIKE & MATRIX SPIKE DUPLICATE: 3554945 3554946

Parameter	Units	92588620001 Result	MS Spike Conc.	MSD Spike Conc.	MS Result	MSD Result	MS % Rec	MSD % Rec	% Rec Limits	RPD	Max RPD	Qual
Lead	ug/L		500	500	478	494	96	99	75-125	3	20	

Results presented on this page are in the units indicated by the "Units" column except where an alternate unit is presented to the right of the result.

This report shall not be reproduced, except in full,
without the written consent of Pace Analytical Services, LLC.

Pace Analytical Services, LLC
9800 Kincey Ave. Suite 100
Huntersville, NC 28078
(704)875-9092

QUALITY CONTROL DATA

Project: 2020-L1-2448
Pace Project No.: 92588285

QC Batch: 678611
QC Batch Method: SM 6200B
Analysis Method: SM 6200B
Analysis Description: 6200B MSV
Laboratory: Pace Analytical Services - Charlotte
Associated Lab Samples: 92588285001

METHOD BLANK: 3551246
Matrix: Water
Associated Lab Samples: 92588285001

Parameter	Units	Blank Result	Reporting Limit	MDL	Analyzed	Qualifiers
1,1,1,2-Tetrachloroethane	ug/L	ND	0.50	0.31	02/16/22 12:07	
1,1,1-Trichloroethane	ug/L	ND	0.50	0.33	02/16/22 12:07	
1,1,2,2-Tetrachloroethane	ug/L	ND	0.50	0.22	02/16/22 12:07	
1,1,2-Trichloroethane	ug/L	ND	0.50	0.32	02/16/22 12:07	
1,1-Dichloroethane	ug/L	ND	0.50	0.37	02/16/22 12:07	
1,1-Dichloroethene	ug/L	ND	0.50	0.35	02/16/22 12:07	
1,1-Dichloropropene	ug/L	ND	0.50	0.43	02/16/22 12:07	
1,2,3-Trichlorobenzene	ug/L	ND	2.0	0.81	02/16/22 12:07	
1,2,3-Trichloropropane	ug/L	ND	0.50	0.26	02/16/22 12:07	
1,2,4-Trichlorobenzene	ug/L	ND	2.0	0.64	02/16/22 12:07	
1,2,4-Trimethylbenzene	ug/L	ND	0.50	0.50	02/16/22 12:07	
1,2-Dibromo-3-chloropropane	ug/L	ND	1.0	0.34	02/16/22 12:07	
1,2-Dibromoethane (EDB)	ug/L	ND	0.50	0.27	02/16/22 12:07	
1,2-Dichlorobenzene	ug/L	ND	0.50	0.34	02/16/22 12:07	
1,2-Dichloroethane	ug/L	ND	0.50	0.32	02/16/22 12:07	
1,2-Dichloropropane	ug/L	ND	0.50	0.36	02/16/22 12:07	
1,3,5-Trimethylbenzene	ug/L	ND	0.50	0.33	02/16/22 12:07	
1,3-Dichlorobenzene	ug/L	ND	0.50	0.34	02/16/22 12:07	
1,3-Dichloropropane	ug/L	ND	0.50	0.28	02/16/22 12:07	
1,4-Dichlorobenzene	ug/L	ND	0.50	0.33	02/16/22 12:07	
2,2-Dichloropropane	ug/L	ND	0.50	0.39	02/16/22 12:07	
2-Chlorotoluene	ug/L	ND	0.50	0.32	02/16/22 12:07	
4-Chlorotoluene	ug/L	ND	0.50	0.32	02/16/22 12:07	
Benzene	ug/L	ND	0.50	0.34	02/16/22 12:07	
Bromobenzene	ug/L	ND	0.50	0.29	02/16/22 12:07	
Bromochloromethane	ug/L	ND	0.50	0.47	02/16/22 12:07	
Bromodichloromethane	ug/L	ND	0.50	0.31	02/16/22 12:07	
Bromoform	ug/L	ND	0.50	0.34	02/16/22 12:07	
Bromomethane	ug/L	ND	5.0	1.7	02/16/22 12:07	IH
Carbon tetrachloride	ug/L	ND	0.50	0.33	02/16/22 12:07	
Chlorobenzene	ug/L	ND	0.50	0.28	02/16/22 12:07	
Chloroethane	ug/L	ND	1.0	0.65	02/16/22 12:07	
Chloroform	ug/L	ND	0.50	0.35	02/16/22 12:07	
Chloromethane	ug/L	ND	1.0	0.54	02/16/22 12:07	
cis-1,2-Dichloroethene	ug/L	ND	0.50	0.38	02/16/22 12:07	
cis-1,3-Dichloropropene	ug/L	ND	0.50	0.36	02/16/22 12:07	
Dibromochloromethane	ug/L	ND	0.50	0.36	02/16/22 12:07	
Dibromomethane	ug/L	ND	0.50	0.39	02/16/22 12:07	
Dichlorodifluoromethane	ug/L	ND	0.50	0.35	02/16/22 12:07	
Diisopropyl ether	ug/L	ND	0.50	0.31	02/16/22 12:07	

Results presented on this page are in the units indicated by the "Units" column except where an alternate unit is presented to the right of the result.

This report shall not be reproduced, except in full,
without the written consent of Pace Analytical Services, LLC.

Pace Analytical Services, LLC
9800 Kincey Ave. Suite 100
Huntersville, NC 28078
(704)875-9092

QUALITY CONTROL DATA

Project: 2020-L1-2448
Pace Project No.: 92588285

METHOD BLANK: 3551246 Matrix: Water
Associated Lab Samples: 92588285001

Parameter	Units	Blank Result	Reporting Limit	MDL	Analyzed	Qualifiers
Ethanol	ug/L	ND	200	72.2	02/16/22 12:07	
Ethylbenzene	ug/L	ND	0.50	0.30	02/16/22 12:07	
Hexachloro-1,3-butadiene	ug/L	ND	2.0	1.5	02/16/22 12:07	
Isopropylbenzene (Cumene)	ug/L	ND	0.50	0.33	02/16/22 12:07	
m&p-Xylene	ug/L	ND	1.0	0.71	02/16/22 12:07	
Methyl-tert-butyl ether	ug/L	ND	0.50	0.42	02/16/22 12:07	
Methylene Chloride	ug/L	ND	2.0	2.0	02/16/22 12:07	
n-Butylbenzene	ug/L	ND	0.50	0.49	02/16/22 12:07	
n-Propylbenzene	ug/L	ND	0.50	0.34	02/16/22 12:07	
Naphthalene	ug/L	ND	2.0	0.64	02/16/22 12:07	
o-Xylene	ug/L	ND	0.50	0.34	02/16/22 12:07	
sec-Butylbenzene	ug/L	ND	0.50	0.40	02/16/22 12:07	
Styrene	ug/L	ND	0.50	0.29	02/16/22 12:07	
tert-Butylbenzene	ug/L	ND	0.50	0.32	02/16/22 12:07	
Tetrachloroethene	ug/L	ND	0.50	0.29	02/16/22 12:07	
Toluene	ug/L	ND	0.50	0.48	02/16/22 12:07	
trans-1,2-Dichloroethene	ug/L	ND	0.50	0.40	02/16/22 12:07	
trans-1,3-Dichloropropene	ug/L	ND	0.50	0.36	02/16/22 12:07	
Trichloroethene	ug/L	ND	0.50	0.38	02/16/22 12:07	
Trichlorofluoromethane	ug/L	ND	1.0	0.30	02/16/22 12:07	
Vinyl chloride	ug/L	ND	1.0	0.39	02/16/22 12:07	
1,2-Dichloroethane-d4 (S)	%	90	70-130		02/16/22 12:07	
4-Bromofluorobenzene (S)	%	97	70-130		02/16/22 12:07	
Toluene-d8 (S)	%	99	70-130		02/16/22 12:07	

LABORATORY CONTROL SAMPLE: 3551247

Parameter	Units	Spike Conc.	LCS Result	LCS % Rec	% Rec Limits	Qualifiers
1,1,1,2-Tetrachloroethane	ug/L	50	56.0	112	60-140	
1,1,1-Trichloroethane	ug/L	50	47.5	95	60-140	
1,1,2,2-Tetrachloroethane	ug/L	50	53.7	107	60-140	
1,1,2-Trichloroethane	ug/L	50	53.3	107	60-140	
1,1-Dichloroethane	ug/L	50	44.5	89	60-140	
1,1-Dichloroethene	ug/L	50	42.6	85	60-140	
1,1-Dichloropropene	ug/L	50	46.2	92	60-140	
1,2,3-Trichlorobenzene	ug/L	50	55.0	110	60-140	
1,2,3-Trichloropropane	ug/L	50	48.7	97	60-140	
1,2,4-Trichlorobenzene	ug/L	50	54.6	109	60-140	
1,2,4-Trimethylbenzene	ug/L	50	48.6	97	60-140	
1,2-Dibromo-3-chloropropane	ug/L	50	63.6	127	60-140	
1,2-Dibromoethane (EDB)	ug/L	50	54.0	108	60-140	
1,2-Dichlorobenzene	ug/L	50	50.1	100	60-140	
1,2-Dichloroethane	ug/L	50	47.5	95	60-140	
1,2-Dichloropropane	ug/L	50	49.5	99	60-140	

Results presented on this page are in the units indicated by the "Units" column except where an alternate unit is presented to the right of the result.

This report shall not be reproduced, except in full,
without the written consent of Pace Analytical Services, LLC.

Pace Analytical Services, LLC
9800 Kincey Ave. Suite 100
Huntersville, NC 28078
(704)875-9092

QUALITY CONTROL DATA

Project: 2020-L1-2448
Pace Project No.: 92588285

LABORATORY CONTROL SAMPLE: 3551247

Parameter	Units	Spike Conc.	LCS Result	LCS % Rec	% Rec Limits	Qualifiers
1,3,5-Trimethylbenzene	ug/L	50	48.9	98	60-140	
1,3-Dichlorobenzene	ug/L	50	52.6	105	60-140	
1,3-Dichloropropane	ug/L	50	50.8	102	60-140	
1,4-Dichlorobenzene	ug/L	50	50.5	101	60-140	
2,2-Dichloropropane	ug/L	50	47.0	94	60-140	
2-Chlorotoluene	ug/L	50	49.6	99	60-140	
4-Chlorotoluene	ug/L	50	48.4	97	60-140	
Benzene	ug/L	50	47.0	94	60-140	
Bromobenzene	ug/L	50	51.1	102	60-140	
Bromochloromethane	ug/L	50	50.5	101	60-140	
Bromodichloromethane	ug/L	50	53.8	108	60-140	
Bromoform	ug/L	50	63.5	127	60-140	
Bromomethane	ug/L	50	72.8	146	60-140	IH,L1
Carbon tetrachloride	ug/L	50	51.3	103	60-140	
Chlorobenzene	ug/L	50	50.9	102	60-140	
Chloroethane	ug/L	50	43.1	86	60-140	
Chloroform	ug/L	50	44.1	88	60-140	
Chloromethane	ug/L	50	49.9	100	60-140	
cis-1,2-Dichloroethene	ug/L	50	44.0	88	60-140	
cis-1,3-Dichloropropene	ug/L	50	53.4	107	60-140	
Dibromochloromethane	ug/L	50	56.8	114	60-140	
Dibromomethane	ug/L	50	56.5	113	60-140	
Dichlorodifluoromethane	ug/L	50	62.2	124	60-140	
Diisopropyl ether	ug/L	50	38.4	77	60-140	
Ethanol	ug/L	2000	1650	83	60-140	
Ethylbenzene	ug/L	50	49.1	98	60-140	
Hexachloro-1,3-butadiene	ug/L	50	61.8	124	60-140	
Isopropylbenzene (Cumene)	ug/L	50	51.3	103	60-140	
m&p-Xylene	ug/L	100	99.8	100	60-140	
Methyl-tert-butyl ether	ug/L	50	44.5	89	60-140	
Methylene Chloride	ug/L	50	44.1	88	60-140	
n-Butylbenzene	ug/L	50	49.7	99	60-140	
n-Propylbenzene	ug/L	50	48.6	97	60-140	
Naphthalene	ug/L	50	52.1	104	60-140	
o-Xylene	ug/L	50	52.3	105	60-140	
sec-Butylbenzene	ug/L	50	49.7	99	60-140	
Styrene	ug/L	50	54.0	108	60-140	
tert-Butylbenzene	ug/L	50	43.2	86	60-140	
Tetrachloroethene	ug/L	50	51.1	102	60-140	
Toluene	ug/L	50	48.5	97	60-140	
trans-1,2-Dichloroethene	ug/L	50	44.0	88	60-140	
trans-1,3-Dichloropropene	ug/L	50	54.1	108	60-140	
Trichloroethene	ug/L	50	52.1	104	60-140	
Trichlorofluoromethane	ug/L	50	43.3	87	60-140	
Vinyl chloride	ug/L	50	51.4	103	60-140	
1,2-Dichloroethane-d4 (S)	%			90	70-130	
4-Bromofluorobenzene (S)	%			99	70-130	

Results presented on this page are in the units indicated by the "Units" column except where an alternate unit is presented to the right of the result.

This report shall not be reproduced, except in full,
without the written consent of Pace Analytical Services, LLC.

Pace Analytical Services, LLC
9800 Kincey Ave. Suite 100
Huntersville, NC 28078
(704)875-9092

QUALITY CONTROL DATA

Project: 2020-L1-2448
Pace Project No.: 92588285

LABORATORY CONTROL SAMPLE: 3551247

Parameter	Units	Spike Conc.	LCS Result	LCS % Rec	% Rec Limits	Qualifiers
Toluene-d8 (S)	%			99	70-130	

MATRIX SPIKE & MATRIX SPIKE DUPLICATE: 3551248 3551249

Parameter	Units	92588275001 Result	MS Spike Conc.	MSD Spike Conc.	MS Result	MSD Result	MS % Rec	MSD % Rec	% Rec Limits	RPD	Max RPD	Qual
1,1,1,2-Tetrachloroethane	ug/L	ND	20	20	22.8	22.5	114	112	60-140	2	30	
1,1,1-Trichloroethane	ug/L	ND	20	20	22.9	23.3	114	116	60-140	2	30	
1,1,2,2-Tetrachloroethane	ug/L	ND	20	20	20.7	20.5	103	103	60-140	1	30	
1,1,2-Trichloroethane	ug/L	ND	20	20	21.8	21.2	109	106	60-140	3	30	
1,1-Dichloroethane	ug/L	ND	20	20	19.8	20.3	99	102	60-140	3	30	
1,1-Dichloroethene	ug/L	ND	20	20	21.5	22.6	107	113	60-140	5	30	
1,1-Dichloropropene	ug/L	ND	20	20	22.5	23.2	112	116	60-140	3	30	
1,2,3-Trichlorobenzene	ug/L	ND	20	20	25.0	23.0	125	115	60-140	8	30	
1,2,3-Trichloropropane	ug/L	ND	20	20	19.6	19.6	98	98	60-140	0	30	
1,2,4-Trichlorobenzene	ug/L	ND	20	20	24.3	22.3	122	112	60-140	9	30	
1,2,4-Trimethylbenzene	ug/L	ND	20	20	20.4	19.9	102	99	60-140	3	30	
1,2-Dibromo-3-chloropropane	ug/L	ND	20	20	25.5	24.7	128	123	60-140	4	30	
1,2-Dibromoethane (EDB)	ug/L	ND	20	20	22.7	21.4	113	107	60-140	6	30	
1,2-Dichlorobenzene	ug/L	ND	20	20	20.3	19.3	101	96	60-140	5	30	
1,2-Dichloroethane	ug/L	ND	20	20	19.6	19.4	98	97	60-140	1	30	
1,2-Dichloropropane	ug/L	ND	20	20	21.4	21.1	107	106	60-140	1	30	
1,3,5-Trimethylbenzene	ug/L	ND	20	20	21.2	20.3	106	101	60-140	4	30	
1,3-Dichlorobenzene	ug/L	ND	20	20	21.4	20.7	107	104	60-140	3	30	
1,3-Dichloropropane	ug/L	ND	20	20	20.6	20.4	103	102	60-140	1	30	
1,4-Dichlorobenzene	ug/L	ND	20	20	20.9	20.1	104	101	60-140	4	30	
2,2-Dichloropropane	ug/L	ND	20	20	21.8	23.7	109	119	60-140	8	30	
2-Chlorotoluene	ug/L	ND	20	20	20.9	20.2	104	101	60-140	3	30	
4-Chlorotoluene	ug/L	ND	20	20	19.9	19.2	100	96	60-140	3	30	
Benzene	ug/L	ND	20	20	21.1	21.3	105	106	60-140	1	30	
Bromobenzene	ug/L	ND	20	20	20.9	21.0	105	105	60-140	0	30	
Bromochloromethane	ug/L	ND	20	20	21.5	21.5	108	108	60-140	0	30	
Bromodichloromethane	ug/L	ND	20	20	22.5	21.7	113	108	60-140	4	30	
Bromoform	ug/L	ND	20	20	23.6	23.6	118	118	60-140	0	30	
Bromomethane	ug/L	ND	20	20	36.8	33.3	184	166	60-140	10	30	IH,M0
Carbon tetrachloride	ug/L	ND	20	20	26.6	26.9	133	134	60-140	1	30	
Chlorobenzene	ug/L	ND	20	20	21.9	21.3	109	106	60-140	3	30	
Chloroethane	ug/L	ND	20	20	24.2	23.3	121	117	60-140	4	30	
Chloroform	ug/L	ND	20	20	19.8	20.2	99	101	60-140	2	30	
Chloromethane	ug/L	ND	20	20	21.1	21.2	105	106	60-140	0	30	
cis-1,2-Dichloroethene	ug/L	ND	20	20	19.8	20.0	99	100	60-140	1	30	
cis-1,3-Dichloropropene	ug/L	ND	20	20	22.0	22.3	110	111	60-140	1	30	
Dibromochloromethane	ug/L	ND	20	20	22.0	21.8	110	109	60-140	1	30	
Dibromomethane	ug/L	ND	20	20	23.7	23.2	118	116	60-140	2	30	

Results presented on this page are in the units indicated by the "Units" column except where an alternate unit is presented to the right of the result.

This report shall not be reproduced, except in full,
without the written consent of Pace Analytical Services, LLC.

Pace Analytical Services, LLC
9800 Kincey Ave. Suite 100
Huntersville, NC 28078
(704)875-9092

QUALITY CONTROL DATA

Project: 2020-L1-2448
Pace Project No.: 92588285

MATRIX SPIKE & MATRIX SPIKE DUPLICATE: 3551248 3551249

Parameter	Units	92588275001 Result	MS Spike Conc.	MSD Spike Conc.	MS Result	MSD Result	MS % Rec	MSD % Rec	% Rec Limits	RPD	Max RPD	Qual
Dichlorodifluoromethane	ug/L	ND	20	20	41.5	48.2	208	241	60-140	15	30	M1
Diisopropyl ether	ug/L	ND	20	20	16.5	16.9	82	84	60-140	2	30	
Ethanol	ug/L	ND	800	800	756	728	95	91	60-140	4	30	
Ethylbenzene	ug/L	ND	20	20	21.4	21.1	107	106	60-140	1	30	
Hexachloro-1,3-butadiene	ug/L	ND	20	20	32.4	29.9	162	149	60-140	8	30	M1
Isopropylbenzene (Cumene)	ug/L	ND	20	20	22.8	22.1	114	110	60-140	3	30	
m&p-Xylene	ug/L	ND	40	40	42.7	42.1	107	105	60-140	2	30	
Methyl-tert-butyl ether	ug/L	ND	20	20	19.0	18.8	95	94	60-140	1	30	
Methylene Chloride	ug/L	ND	20	20	18.7	19.2	93	96	60-140	3	30	
n-Butylbenzene	ug/L	ND	20	20	22.8	22.0	114	110	60-140	4	30	
n-Propylbenzene	ug/L	ND	20	20	21.1	20.8	106	104	60-140	2	30	
Naphthalene	ug/L	ND	20	20	22.0	20.3	110	101	60-140	8	30	
o-Xylene	ug/L	ND	20	20	22.2	21.2	111	106	60-140	5	30	
sec-Butylbenzene	ug/L	ND	20	20	22.6	22.2	113	111	60-140	2	30	
Styrene	ug/L	ND	20	20	21.8	21.5	109	107	60-140	2	30	
tert-Butylbenzene	ug/L	ND	20	20	18.9	18.3	95	92	60-140	3	30	
Tetrachloroethene	ug/L	ND	20	20	24.3	24.2	121	121	60-140	0	30	
Toluene	ug/L	ND	20	20	21.2	21.2	106	106	60-140	0	30	
trans-1,2-Dichloroethene	ug/L	ND	20	20	20.9	21.3	104	107	60-140	2	30	
trans-1,3-Dichloropropene	ug/L	ND	20	20	21.9	21.6	109	108	60-140	1	30	
Trichloroethene	ug/L	ND	20	20	23.3	23.0	117	115	60-140	1	30	
Trichlorofluoromethane	ug/L	ND	20	20	27.3	29.6	137	148	60-140	8	30	M1
Vinyl chloride	ug/L	ND	20	20	23.8	25.0	119	125	60-140	5	30	
1,2-Dichloroethane-d4 (S)	%						86	89	70-130			
4-Bromofluorobenzene (S)	%						98	100	70-130			
Toluene-d8 (S)	%						99	100	70-130			

Results presented on this page are in the units indicated by the "Units" column except where an alternate unit is presented to the right of the result.

This report shall not be reproduced, except in full,
without the written consent of Pace Analytical Services, LLC.

Pace Analytical Services, LLC
9800 Kincey Ave. Suite 100
Huntersville, NC 28078
(704)875-9092

QUALIFIERS

Project: 2020-L1-2448
Pace Project No.: 92588285

DEFINITIONS

DF - Dilution Factor, if reported, represents the factor applied to the reported data due to dilution of the sample aliquot.

ND - Not Detected at or above adjusted reporting limit.

TNTC - Too Numerous To Count

J - Estimated concentration above the adjusted method detection limit and below the adjusted reporting limit.

MDL - Adjusted Method Detection Limit.

PQL - Practical Quantitation Limit.

RL - Reporting Limit - The lowest concentration value that meets project requirements for quantitative data with known precision and bias for a specific analyte in a specific matrix.

S - Surrogate

1,2-Diphenylhydrazine decomposes to and cannot be separated from Azobenzene using Method 8270. The result for each analyte is a combined concentration.

Consistent with EPA guidelines, unrounded data are displayed and have been used to calculate % recovery and RPD values.

LCS(D) - Laboratory Control Sample (Duplicate)

MS(D) - Matrix Spike (Duplicate)

DUP - Sample Duplicate

RPD - Relative Percent Difference

NC - Not Calculable.

SG - Silica Gel - Clean-Up

U - Indicates the compound was analyzed for, but not detected.

Acid preservation may not be appropriate for 2 Chloroethylvinyl ether.

A separate vial preserved to a pH of 4-5 is recommended in SW846 Chapter 4 for the analysis of Acrolein and Acrylonitrile by EPA Method 8260.

N-Nitrosodiphenylamine decomposes and cannot be separated from Diphenylamine using Method 8270. The result reported for each analyte is a combined concentration.

Reported results are not rounded until the final step prior to reporting. Therefore, calculated parameters that are typically reported as "Total" may vary slightly from the sum of the reported component parameters.

Pace Analytical is TNI accredited. Contact your Pace PM for the current list of accredited analytes.

TNI - The NELAC Institute.

ANALYTE QUALIFIERS

IH	This analyte exceeded secondary source verification criteria high for the initial calibration. The reported results should be considered an estimated value.
L1	Analyte recovery in the laboratory control sample (LCS) was above QC limits. Results for this analyte in associated samples may be biased high.
M0	Matrix spike recovery and/or matrix spike duplicate recovery was outside laboratory control limits.
M1	Matrix spike recovery exceeded QC limits. Batch accepted based on laboratory control sample (LCS) recovery.
N2	The lab does not hold NELAC/TNI accreditation for this parameter but other accreditations/certifications may apply. A complete list of accreditations/certifications is available upon request.

This report shall not be reproduced, except in full,
without the written consent of Pace Analytical Services, LLC.

Pace Analytical Services, LLC
9800 Kincey Ave. Suite 100
Huntersville, NC 28078
(704)875-9092

QUALITY CONTROL DATA CROSS REFERENCE TABLE

Project: 2020-L1-2448
Pace Project No.: 92588285

Lab ID	Sample ID	QC Batch Method	QC Batch	Analytical Method	Analytical Batch
92588285001	**14226_HC_RD**	MADEP VPH	679154		
92588285001	**14226_HC_RD**	EPA 3010A	679392	EPA 6010D	679527
92588285001	**14226_HC_RD**	SM 6200B	678611		

This report shall not be reproduced, except in full,
without the written consent of Pace Analytical Services, LLC.

Pace Analytical

CHAIN-OF-CUSTODY Analytical Request Document

Chain-of-Custody is a LEGAL DOCUMENT - Complete all relevent fields

LAB USE O ... ber or

WO# : 92588285

92588285

Container

Company: Apex Companies	Billing Information:
Address:	
Report To: Andrew Street	Email To: andrew.street@apexcos.com
Copy To:	Site Collection Info/Address: 14225 Huntersville Concord Rd.
Customer Project Name/Number: 2020-LI-2448	State: NC County/City: Huntersville Time Zone Collected: [ ] PT [ ] MT [ ] CT [ ] ET
Phone: Email:	Site/Facility ID #: Compliance Monitoring? [ ] Yes [ ] No
Collected By (print): Matt T.	Purchase Order #: Quote #: DW PWS ID #: DW Location Code:
Collected By (signature): Rex	Turnaround Date Required: ASAP Immediately Packed on Ice: [ ] Yes [ ] No
Sample Disposal: [ ] Dispose as appropriate [ ] Return [ ] Archive: ____ [ ] Hold: ____	Rush: [ ] Same Day [ ] Next Day [ ] 2 Day [ ] 3 Day [ ] 4 Day [ ] 5 Day (Expedite Charges Apply) Field Filtered (if applicable): [ ] Yes [ ] No Analysis: ____

** Preservative Types: (1) nitric acid, (2) sulfuric acid, (3) hydrochloric acid, (4) sodium hydroxide, (5) zinc acetate, (6) methanol, (7) sodium bisulfate, (8) sodium thiosulfate, (9) hexane, (A) ascorbic acid, (B) ammonium sulfate, (C) ammonium hydroxide, (D) TSP, (U) Unpreserved, (O) Other ____

* Matrix Codes (Insert in Matrix box below): Drinking Water (DW), Ground Water (GW), Wastewater (WW), Product (P), Soil/Solid (SL), Oil (OL), Wipe (WP), Air (AR), Tissue (TS), Bioassay (B), Vapor (V), Other (OT)

Analyses

Lab Profile/Line:

Customer Sample ID	Matrix *	Comp / Grab	Collected (or Composite Start) Date	Collected (or Composite Start) Time	Composite End Date	Composite End Time	Res Cl	# of Ctns	VOCs 6200B	MADEP VPH	LEAD	Lab Sample # / Comments
14225_HC-RD	DW	G	2-15-22	1120				8	X	X	X	12588285 cel

Lab Sample Receipt Checklist:

Custody Seals Present/Intact	Y	N	NA
Custody Signatures Present	Y	N	NA
Collector Signature Present	Y	N	NA
Bottles Intact	Y	N	NA
Correct Bottles	Y	N	NA
Sufficient Volume	Y	N	NA
Samples Received on Ice	Y	N	NA
VOA - Headspace Acceptable	Y	N	NA
USDA Regulated Soils	Y	N	NA
Samples in Holding Time	Y	N	NA
Residual Chlorine Present	Y	N	NA
Cl Strips:			
Sample pH Acceptable	Y	N	NA
pH Strips: 2-12 PAN			
Sulfide Present	Y	N	NA
Lead Acetate Strips:			

LAB USE ONLY:
Lab Sample # / Comments:

Customer Remarks / Special Conditions / Possible Hazards:

Type of Ice Used: Wet Blue Dry None

Packing Material Used: Ziploc bags

Radchem sample(s) screened (<500 cpm): Y N NA

SHORT HOLDS PRESENT (<72 hours): Y N N/A

Lab Tracking #: 2601671

Samples received via: FEDEX UPS Client Courier Pace Courier

Lab Sample Temperature Info:
Temp Blank Received: Y N NA
Therm ID#: 920064
Cooler 1 Temp Upon Receipt: 4.1 oC
Cooler 1 Therm Corr. Factor: 0 oC
Cooler 1 Corrected Temp: 4.1 oC
Comments:

Relinquished by/Company: (Signature)	Date/Time:	Received by/Company: (Signature)	Date/Time:
Rex / Apex	2-16-22 / 1407	KH Pace HVL	2/15/22 1407
Relinquished by/Company: (Signature)	Date/Time:	Received by/Company: (Signature)	Date/Time:
Relinquished by/Company: (Signature)	Date/Time:	Received by/Company: (Signature)	Date/Time:

MTJL LAB USE ONLY
Table #:
Acctnum:
Template:
Prelogin:
PM:
PB:

Trip Blank Received: Y N NA
HCL MeOH TSP Other

Non Conformance(s): YES / NO

Page: ____ of: ____

Pace Analytical Services, LLC
9800 Kincey Ave. Suite 100
Huntersville, NC 28078
(704)875-9092

March 11, 2022

Andrew Street
Apex Companies - NC
5900 Northwoods Business Pkwy
Suite 5900-0
Charlotte, NC 28269

RE: Project: 2020-L1-2448
Pace Project No.: 92588290

Dear Andrew Street:

Enclosed are the analytical results for sample(s) received by the laboratory on February 15, 2022. The results relate only to the samples included in this report. Results reported herein conform to the applicable TNI/NELAC Standards and the laboratory's Quality Manual, where applicable, unless otherwise noted in the body of the report.

The test results provided in this final report were generated by each of the following laboratories within the Pace Network:

- Pace Analytical Services - Asheville
- Pace Analytical Services - Charlotte

If you have any questions concerning this report, please feel free to contact me.

Sincerely,

Angela M. Baioni

Angela Baioni
angela.baioni@pacelabs.com
(704)875-9092
Project Manager

Enclosures

cc: J Culbreath, Colonial Pipeline Company
Naomi Fretz, APEX Companies, LLC
Robert Hughes, Colonial Pipeline
Cameron Lee, Montrose-EPS
Jamie Moran, APEX Companies, LLC
Jeff Morrison, Colonial Pipeline Company
Tom Naumann, APEX Companies - NC
Joe Nicolette, Montrose-EPS
Kaitlyn Nootens, Apex Companies
Christopher Schultz, Apex Companies
Matt Teixeira, Apex Companies, LLC
Michael Verdon, Colonial Pipeline Company
JM Wyatt, Colonial Pipeline Company

REPORT OF LABORATORY ANALYSIS

This report shall not be reproduced, except in full,
without the written consent of Pace Analytical Services, LLC.

Pace Analytical Services, LLC
9800 Kincey Ave. Suite 100
Huntersville, NC 28078
(704)875-9092

CERTIFICATIONS

Project: 2020-L1-2448
Pace Project No.: 92588290

Pace Analytical Services Charlotte

South Carolina Laboratory ID: 99006
9800 Kincey Ave. Ste 100, Huntersville, NC 28078
North Carolina Drinking Water Certification #: 37706
North Carolina Field Services Certification #: 5342
North Carolina Wastewater Certification #: 12
South Carolina Laboratory ID: 99006
South Carolina Certification #: 99006001
South Carolina Drinking Water Cert. #: 99006003
Florida/NELAP Certification #: E87627
Kentucky UST Certification #: 84
Louisiana DoH Drinking Water #: LA029
Virginia/VELAP Certification #: 460221

Pace Analytical Services Asheville

2225 Riverside Drive, Asheville, NC 28804
Florida/NELAP Certification #: E87648
North Carolina Drinking Water Certification #: 37712
North Carolina Wastewater Certification #: 40
South Carolina Laboratory ID: 99030
South Carolina Certification #: 99030001
Virginia/VELAP Certification #: 460222

This report shall not be reproduced, except in full,
without the written consent of Pace Analytical Services, LLC.

Pace Analytical Services, LLC
9800 Kincey Ave. Suite 100
Huntersville, NC 28078
(704)875-9092

SAMPLE SUMMARY

Project: 2020-L1-2448
Pace Project No.: 92588290

Lab ID	Sample ID	Matrix	Date Collected	Date Received
92588290001	**13800_HC_RD**	Water	02/15/22 09:50	02/15/22 14:07

This report shall not be reproduced, except in full,
without the written consent of Pace Analytical Services, LLC.

Pace Analytical Services, LLC
9800 Kincey Ave. Suite 100
Huntersville, NC 28078
(704)875-9092

SAMPLE ANALYTE COUNT

Project: 2020-L1-2448
Pace Project No.: 92588290

Lab ID	Sample ID	Method	Analysts	Analytes Reported	Laboratory
92588290001	**13800_HC_RD**	MADEP VPH	MAD	6	PASI-C
		EPA 6010D	RDT	1	PASI-A
		SM 6200B	SAS	64	PASI-C

PASI-A = Pace Analytical Services - Asheville
PASI-C = Pace Analytical Services - Charlotte

This report shall not be reproduced, except in full,
without the written consent of Pace Analytical Services, LLC.

Pace Analytical Services, LLC
9800 Kincey Ave. Suite 100
Huntersville, NC 28078
(704)875-9092

ANALYTICAL RESULTS

Project: 2020-L1-2448
Pace Project No.: 92588290

Sample: 13800_HC_RD **Lab ID: 92588290001** Collected: 02/15/22 09:50 Received: 02/15/22 14:07 Matrix: Water

Parameters	Results	Units	Report Limit	MDL	DF	Prepared	Analyzed	CAS No.	Qual
VPH NC Water	Analytical Method: MADEP VPH								
	Pace Analytical Services - Charlotte								
Total VPH (C5-C12)	ND	ug/L	50.0	50.0	1		02/19/22 16:44		N2
Aliphatic (C05-C08)	ND	ug/L	50.0	50.0	1		02/19/22 16:44		N2
Aliphatic(C09-C12) Adjusted	ND	ug/L	50.0	50.0	1		02/19/22 16:44		N2
Aromatic (C09-C10)	ND	ug/L	50.0	50.0	1		02/19/22 16:44		N2
Surrogates									
4-Bromofluorobenzene (FID) (S)	101	%	70-130		1		02/19/22 16:44	460-00-4	
4-Bromofluorobenzene (PID) (S)	100	%	70-130		1		02/19/22 16:44	460-00-4	
6010 MET ICP	Analytical Method: EPA 6010D Preparation Method: EPA 3010A								
	Pace Analytical Services - Asheville								
Lead	**14.8**	ug/L	5.0	4.5	1	02/19/22 00:37	03/10/22 01:42	7439-92-1	
6200B MSV	Analytical Method: SM 6200B								
	Pace Analytical Services - Charlotte								
Benzene	ND	ug/L	0.50	0.34	1		02/16/22 14:13	71-43-2	
Bromobenzene	ND	ug/L	0.50	0.29	1		02/16/22 14:13	108-86-1	
Bromochloromethane	ND	ug/L	0.50	0.47	1		02/16/22 14:13	74-97-5	
Bromodichloromethane	ND	ug/L	0.50	0.31	1		02/16/22 14:13	75-27-4	
Bromoform	ND	ug/L	0.50	0.34	1		02/16/22 14:13	75-25-2	
Bromomethane	ND	ug/L	5.0	1.7	1		02/16/22 14:13	74-83-9	IH,L1
n-Butylbenzene	ND	ug/L	0.50	0.49	1		02/16/22 14:13	104-51-8	
sec-Butylbenzene	ND	ug/L	0.50	0.40	1		02/16/22 14:13	135-98-8	
tert-Butylbenzene	ND	ug/L	0.50	0.32	1		02/16/22 14:13	98-06-6	
Carbon tetrachloride	ND	ug/L	0.50	0.33	1		02/16/22 14:13	56-23-5	
Chlorobenzene	ND	ug/L	0.50	0.28	1		02/16/22 14:13	108-90-7	
Chloroethane	ND	ug/L	1.0	0.65	1		02/16/22 14:13	75-00-3	
Chloroform	ND	ug/L	0.50	0.35	1		02/16/22 14:13	67-66-3	
Chloromethane	ND	ug/L	1.0	0.54	1		02/16/22 14:13	74-87-3	
2-Chlorotoluene	ND	ug/L	0.50	0.32	1		02/16/22 14:13	95-49-8	
4-Chlorotoluene	ND	ug/L	0.50	0.32	1		02/16/22 14:13	106-43-4	
1,2-Dibromo-3-chloropropane	ND	ug/L	1.0	0.34	1		02/16/22 14:13	96-12-8	
Dibromochloromethane	ND	ug/L	0.50	0.36	1		02/16/22 14:13	124-48-1	
1,2-Dibromoethane (EDB)	ND	ug/L	0.50	0.27	1		02/16/22 14:13	106-93-4	
Dibromomethane	ND	ug/L	0.50	0.39	1		02/16/22 14:13	74-95-3	
1,2-Dichlorobenzene	ND	ug/L	0.50	0.34	1		02/16/22 14:13	95-50-1	
1,3-Dichlorobenzene	ND	ug/L	0.50	0.34	1		02/16/22 14:13	541-73-1	
1,4-Dichlorobenzene	ND	ug/L	0.50	0.33	1		02/16/22 14:13	106-46-7	
Dichlorodifluoromethane	ND	ug/L	0.50	0.35	1		02/16/22 14:13	75-71-8	
1,1-Dichloroethane	ND	ug/L	0.50	0.37	1		02/16/22 14:13	75-34-3	
1,2-Dichloroethane	ND	ug/L	0.50	0.32	1		02/16/22 14:13	107-06-2	
1,1-Dichloroethene	ND	ug/L	0.50	0.35	1		02/16/22 14:13	75-35-4	
cis-1,2-Dichloroethene	ND	ug/L	0.50	0.38	1		02/16/22 14:13	156-59-2	
trans-1,2-Dichloroethene	ND	ug/L	0.50	0.40	1		02/16/22 14:13	156-60-5	
1,2-Dichloropropane	ND	ug/L	0.50	0.36	1		02/16/22 14:13	78-87-5	
1,3-Dichloropropane	ND	ug/L	0.50	0.28	1		02/16/22 14:13	142-28-9	

This report shall not be reproduced, except in full,
without the written consent of Pace Analytical Services, LLC.

Pace Analytical Services, LLC
9800 Kincey Ave. Suite 100
Huntersville, NC 28078
(704)875-9092

ANALYTICAL RESULTS

Project: 2020-L1-2448
Pace Project No.: 92588290

Sample: 13800_HC_RD **Lab ID: 92588290001** Collected: 02/15/22 09:50 Received: 02/15/22 14:07 Matrix: Water

Parameters	Results	Units	Report Limit	MDL	DF	Prepared	Analyzed	CAS No.	Qual
6200B MSV	Analytical Method: SM 6200B								
	Pace Analytical Services - Charlotte								
2,2-Dichloropropane	ND	ug/L	0.50	0.39	1		02/16/22 14:13	594-20-7	
1,1-Dichloropropene	ND	ug/L	0.50	0.43	1		02/16/22 14:13	563-58-6	
cis-1,3-Dichloropropene	ND	ug/L	0.50	0.36	1		02/16/22 14:13	10061-01-5	
trans-1,3-Dichloropropene	ND	ug/L	0.50	0.36	1		02/16/22 14:13	10061-02-6	
Diisopropyl ether	ND	ug/L	0.50	0.31	1		02/16/22 14:13	108-20-3	
Ethanol	ND	ug/L	200	72.2	1		02/16/22 14:13	64-17-5	
Ethylbenzene	ND	ug/L	0.50	0.30	1		02/16/22 14:13	100-41-4	
Hexachloro-1,3-butadiene	ND	ug/L	2.0	1.5	1		02/16/22 14:13	87-68-3	
Isopropylbenzene (Cumene)	ND	ug/L	0.50	0.33	1		02/16/22 14:13	98-82-8	
Methylene Chloride	ND	ug/L	2.0	2.0	1		02/16/22 14:13	75-09-2	
Methyl-tert-butyl ether	ND	ug/L	0.50	0.42	1		02/16/22 14:13	1634-04-4	
Naphthalene	ND	ug/L	2.0	0.64	1		02/16/22 14:13	91-20-3	
n-Propylbenzene	ND	ug/L	0.50	0.34	1		02/16/22 14:13	103-65-1	
Styrene	ND	ug/L	0.50	0.29	1		02/16/22 14:13	100-42-5	
1,1,1,2-Tetrachloroethane	ND	ug/L	0.50	0.31	1		02/16/22 14:13	630-20-6	
1,1,2,2-Tetrachloroethane	ND	ug/L	0.50	0.22	1		02/16/22 14:13	79-34-5	
Tetrachloroethene	ND	ug/L	0.50	0.29	1		02/16/22 14:13	127-18-4	
Toluene	ND	ug/L	0.50	0.48	1		02/16/22 14:13	108-88-3	
1,2,3-Trichlorobenzene	ND	ug/L	2.0	0.81	1		02/16/22 14:13	87-61-6	
1,2,4-Trichlorobenzene	ND	ug/L	2.0	0.64	1		02/16/22 14:13	120-82-1	
1,1,1-Trichloroethane	ND	ug/L	0.50	0.33	1		02/16/22 14:13	71-55-6	
1,1,2-Trichloroethane	ND	ug/L	0.50	0.32	1		02/16/22 14:13	79-00-5	
Trichloroethene	ND	ug/L	0.50	0.38	1		02/16/22 14:13	79-01-6	
Trichlorofluoromethane	ND	ug/L	1.0	0.30	1		02/16/22 14:13	75-69-4	
1,2,3-Trichloropropane	ND	ug/L	0.50	0.26	1		02/16/22 14:13	96-18-4	
1,2,4-Trimethylbenzene	ND	ug/L	0.50	0.50	1		02/16/22 14:13	95-63-6	
1,3,5-Trimethylbenzene	ND	ug/L	0.50	0.33	1		02/16/22 14:13	108-67-8	
Vinyl chloride	ND	ug/L	1.0	0.39	1		02/16/22 14:13	75-01-4	
m&p-Xylene	ND	ug/L	1.0	0.71	1		02/16/22 14:13	179601-23-1	
o-Xylene	ND	ug/L	0.50	0.34	1		02/16/22 14:13	95-47-6	
Surrogates									
1,2-Dichloroethane-d4 (S)	94	%	70-130		1		02/16/22 14:13	17060-07-0	
4-Bromofluorobenzene (S)	97	%	70-130		1		02/16/22 14:13	460-00-4	
Toluene-d8 (S)	100	%	70-130		1		02/16/22 14:13	2037-26-5	

This report shall not be reproduced, except in full,
without the written consent of Pace Analytical Services, LLC.

Pace Analytical Services, LLC
9800 Kincey Ave. Suite 100
Huntersville, NC 28078
(704)875-9092

QUALITY CONTROL DATA

Project: 2020-L1-2448
Pace Project No.: 92588290

QC Batch: 679154
QC Batch Method: MADEP VPH
Analysis Method: MADEP VPH
Analysis Description: VPH NC Water
Laboratory: Pace Analytical Services - Charlotte
Associated Lab Samples: 92588290001

METHOD BLANK: 3553828
Matrix: Water
Associated Lab Samples: 92588290001

Parameter	Units	Blank Result	Reporting Limit	MDL	Analyzed	Qualifiers
Aliphatic (C05-C08)	ug/L	ND	50.0	50.0	02/19/22 14:19	N2
Aromatic (C09-C10)	ug/L	ND	50.0	50.0	02/19/22 14:19	N2
4-Bromofluorobenzene (FID) (S)	%	104	70-130		02/19/22 14:19	
4-Bromofluorobenzene (PID) (S)	%	103	70-130		02/19/22 14:19	

LABORATORY CONTROL SAMPLE & LCSD: 3553829 3553830

Parameter	Units	Spike Conc.	LCS Result	LCSD Result	LCS % Rec	LCSD % Rec	% Rec Limits	RPD	Max RPD	Qualifiers
Aliphatic (C05-C08)	ug/L	300	317	306	106	102	70-130	3	25	N2
Aromatic (C09-C10)	ug/L	100	109	105	109	105	70-130	4	25	N2
4-Bromofluorobenzene (FID) (S)	%				102	101	70-130			
4-Bromofluorobenzene (PID) (S)	%				103	101	70-130			

Results presented on this page are in the units indicated by the "Units" column except where an alternate unit is presented to the right of the result.

This report shall not be reproduced, except in full,
without the written consent of Pace Analytical Services, LLC.

Pace Analytical Services, LLC
9800 Kincey Ave. Suite 100
Huntersville, NC 28078
(704)875-9092

QUALITY CONTROL DATA

Project: 2020-L1-2448
Pace Project No.: 92588290

QC Batch: 679392
QC Batch Method: EPA 3010A
Analysis Method: EPA 6010D
Analysis Description: 6010 MET
Laboratory: Pace Analytical Services - Asheville
Associated Lab Samples: 92588290001

METHOD BLANK: 3554943 Matrix: Water
Associated Lab Samples: 92588290001

Parameter	Units	Blank Result	Reporting Limit	MDL	Analyzed	Qualifiers
Lead	ug/L	ND	5.0	4.5	03/10/22 00:56	

LABORATORY CONTROL SAMPLE: 3554944

Parameter	Units	Spike Conc.	LCS Result	LCS % Rec	% Rec Limits	Qualifiers
Lead	ug/L	500	493	99	80-120	

MATRIX SPIKE & MATRIX SPIKE DUPLICATE: 3554945 3554946

Parameter	Units	92588620001 Result	MS Spike Conc.	MSD Spike Conc.	MS Result	MSD Result	MS % Rec	MSD % Rec	% Rec Limits	RPD	Max RPD	Qual
Lead	ug/L		500	500	478	494	96	99	75-125	3	20	

Results presented on this page are in the units indicated by the "Units" column except where an alternate unit is presented to the right of the result.

REPORT OF LABORATORY ANALYSIS

This report shall not be reproduced, except in full,
without the written consent of Pace Analytical Services, LLC.

Pace Analytical Services, LLC
9800 Kincey Ave. Suite 100
Huntersville, NC 28078
(704)875-9092

QUALITY CONTROL DATA

Project: 2020-L1-2448
Pace Project No.: 92588290

QC Batch: 678611
QC Batch Method: SM 6200B
Analysis Method: SM 6200B
Analysis Description: 6200B MSV
Laboratory: Pace Analytical Services - Charlotte
Associated Lab Samples: 92588290001

METHOD BLANK: 3551246
Matrix: Water
Associated Lab Samples: 92588290001

Parameter	Units	Blank Result	Reporting Limit	MDL	Analyzed	Qualifiers
1,1,1,2-Tetrachloroethane	ug/L	ND	0.50	0.31	02/16/22 12:07	
1,1,1-Trichloroethane	ug/L	ND	0.50	0.33	02/16/22 12:07	
1,1,2,2-Tetrachloroethane	ug/L	ND	0.50	0.22	02/16/22 12:07	
1,1,2-Trichloroethane	ug/L	ND	0.50	0.32	02/16/22 12:07	
1,1-Dichloroethane	ug/L	ND	0.50	0.37	02/16/22 12:07	
1,1-Dichloroethene	ug/L	ND	0.50	0.35	02/16/22 12:07	
1,1-Dichloropropene	ug/L	ND	0.50	0.43	02/16/22 12:07	
1,2,3-Trichlorobenzene	ug/L	ND	2.0	0.81	02/16/22 12:07	
1,2,3-Trichloropropane	ug/L	ND	0.50	0.26	02/16/22 12:07	
1,2,4-Trichlorobenzene	ug/L	ND	2.0	0.64	02/16/22 12:07	
1,2,4-Trimethylbenzene	ug/L	ND	0.50	0.50	02/16/22 12:07	
1,2-Dibromo-3-chloropropane	ug/L	ND	1.0	0.34	02/16/22 12:07	
1,2-Dibromoethane (EDB)	ug/L	ND	0.50	0.27	02/16/22 12:07	
1,2-Dichlorobenzene	ug/L	ND	0.50	0.34	02/16/22 12:07	
1,2-Dichloroethane	ug/L	ND	0.50	0.32	02/16/22 12:07	
1,2-Dichloropropane	ug/L	ND	0.50	0.36	02/16/22 12:07	
1,3,5-Trimethylbenzene	ug/L	ND	0.50	0.33	02/16/22 12:07	
1,3-Dichlorobenzene	ug/L	ND	0.50	0.34	02/16/22 12:07	
1,3-Dichloropropane	ug/L	ND	0.50	0.28	02/16/22 12:07	
1,4-Dichlorobenzene	ug/L	ND	0.50	0.33	02/16/22 12:07	
2,2-Dichloropropane	ug/L	ND	0.50	0.39	02/16/22 12:07	
2-Chlorotoluene	ug/L	ND	0.50	0.32	02/16/22 12:07	
4-Chlorotoluene	ug/L	ND	0.50	0.32	02/16/22 12:07	
Benzene	ug/L	ND	0.50	0.34	02/16/22 12:07	
Bromobenzene	ug/L	ND	0.50	0.29	02/16/22 12:07	
Bromochloromethane	ug/L	ND	0.50	0.47	02/16/22 12:07	
Bromodichloromethane	ug/L	ND	0.50	0.31	02/16/22 12:07	
Bromoform	ug/L	ND	0.50	0.34	02/16/22 12:07	
Bromomethane	ug/L	ND	5.0	1.7	02/16/22 12:07	IH
Carbon tetrachloride	ug/L	ND	0.50	0.33	02/16/22 12:07	
Chlorobenzene	ug/L	ND	0.50	0.28	02/16/22 12:07	
Chloroethane	ug/L	ND	1.0	0.65	02/16/22 12:07	
Chloroform	ug/L	ND	0.50	0.35	02/16/22 12:07	
Chloromethane	ug/L	ND	1.0	0.54	02/16/22 12:07	
cis-1,2-Dichloroethene	ug/L	ND	0.50	0.38	02/16/22 12:07	
cis-1,3-Dichloropropene	ug/L	ND	0.50	0.36	02/16/22 12:07	
Dibromochloromethane	ug/L	ND	0.50	0.36	02/16/22 12:07	
Dibromomethane	ug/L	ND	0.50	0.39	02/16/22 12:07	
Dichlorodifluoromethane	ug/L	ND	0.50	0.35	02/16/22 12:07	
Diisopropyl ether	ug/L	ND	0.50	0.31	02/16/22 12:07	

Results presented on this page are in the units indicated by the "Units" column except where an alternate unit is presented to the right of the result.

This report shall not be reproduced, except in full,
without the written consent of Pace Analytical Services, LLC.

Pace Analytical Services, LLC
9800 Kincey Ave. Suite 100
Huntersville, NC 28078
(704)875-9092

QUALITY CONTROL DATA

Project: 2020-L1-2448
Pace Project No.: 92588290

METHOD BLANK: 3551246 Matrix: Water
Associated Lab Samples: 92588290001

Parameter	Units	Blank Result	Reporting Limit	MDL	Analyzed	Qualifiers
Ethanol	ug/L	ND	200	72.2	02/16/22 12:07	
Ethylbenzene	ug/L	ND	0.50	0.30	02/16/22 12:07	
Hexachloro-1,3-butadiene	ug/L	ND	2.0	1.5	02/16/22 12:07	
Isopropylbenzene (Cumene)	ug/L	ND	0.50	0.33	02/16/22 12:07	
m&p-Xylene	ug/L	ND	1.0	0.71	02/16/22 12:07	
Methyl-tert-butyl ether	ug/L	ND	0.50	0.42	02/16/22 12:07	
Methylene Chloride	ug/L	ND	2.0	2.0	02/16/22 12:07	
n-Butylbenzene	ug/L	ND	0.50	0.49	02/16/22 12:07	
n-Propylbenzene	ug/L	ND	0.50	0.34	02/16/22 12:07	
Naphthalene	ug/L	ND	2.0	0.64	02/16/22 12:07	
o-Xylene	ug/L	ND	0.50	0.34	02/16/22 12:07	
sec-Butylbenzene	ug/L	ND	0.50	0.40	02/16/22 12:07	
Styrene	ug/L	ND	0.50	0.29	02/16/22 12:07	
tert-Butylbenzene	ug/L	ND	0.50	0.32	02/16/22 12:07	
Tetrachloroethene	ug/L	ND	0.50	0.29	02/16/22 12:07	
Toluene	ug/L	ND	0.50	0.48	02/16/22 12:07	
trans-1,2-Dichloroethene	ug/L	ND	0.50	0.40	02/16/22 12:07	
trans-1,3-Dichloropropene	ug/L	ND	0.50	0.36	02/16/22 12:07	
Trichloroethene	ug/L	ND	0.50	0.38	02/16/22 12:07	
Trichlorofluoromethane	ug/L	ND	1.0	0.30	02/16/22 12:07	
Vinyl chloride	ug/L	ND	1.0	0.39	02/16/22 12:07	
1,2-Dichloroethane-d4 (S)	%	90	70-130		02/16/22 12:07	
4-Bromofluorobenzene (S)	%	97	70-130		02/16/22 12:07	
Toluene-d8 (S)	%	99	70-130		02/16/22 12:07	

LABORATORY CONTROL SAMPLE: 3551247

Parameter	Units	Spike Conc.	LCS Result	LCS % Rec	% Rec Limits	Qualifiers
1,1,1,2-Tetrachloroethane	ug/L	50	56.0	112	60-140	
1,1,1-Trichloroethane	ug/L	50	47.5	95	60-140	
1,1,2,2-Tetrachloroethane	ug/L	50	53.7	107	60-140	
1,1,2-Trichloroethane	ug/L	50	53.3	107	60-140	
1,1-Dichloroethane	ug/L	50	44.5	89	60-140	
1,1-Dichloroethene	ug/L	50	42.6	85	60-140	
1,1-Dichloropropene	ug/L	50	46.2	92	60-140	
1,2,3-Trichlorobenzene	ug/L	50	55.0	110	60-140	
1,2,3-Trichloropropane	ug/L	50	48.7	97	60-140	
1,2,4-Trichlorobenzene	ug/L	50	54.6	109	60-140	
1,2,4-Trimethylbenzene	ug/L	50	48.6	97	60-140	
1,2-Dibromo-3-chloropropane	ug/L	50	63.6	127	60-140	
1,2-Dibromoethane (EDB)	ug/L	50	54.0	108	60-140	
1,2-Dichlorobenzene	ug/L	50	50.1	100	60-140	
1,2-Dichloroethane	ug/L	50	47.5	95	60-140	
1,2-Dichloropropane	ug/L	50	49.5	99	60-140	

Results presented on this page are in the units indicated by the "Units" column except where an alternate unit is presented to the right of the result.

This report shall not be reproduced, except in full,
without the written consent of Pace Analytical Services, LLC.

Pace Analytical Services, LLC
9800 Kincey Ave. Suite 100
Huntersville, NC 28078
(704)875-9092

QUALITY CONTROL DATA

Project: 2020-L1-2448
Pace Project No.: 92588290

LABORATORY CONTROL SAMPLE: 3551247

Parameter	Units	Spike Conc.	LCS Result	LCS % Rec	% Rec Limits	Qualifiers
1,3,5-Trimethylbenzene	ug/L	50	48.9	98	60-140	
1,3-Dichlorobenzene	ug/L	50	52.6	105	60-140	
1,3-Dichloropropane	ug/L	50	50.8	102	60-140	
1,4-Dichlorobenzene	ug/L	50	50.5	101	60-140	
2,2-Dichloropropane	ug/L	50	47.0	94	60-140	
2-Chlorotoluene	ug/L	50	49.6	99	60-140	
4-Chlorotoluene	ug/L	50	48.4	97	60-140	
Benzene	ug/L	50	47.0	94	60-140	
Bromobenzene	ug/L	50	51.1	102	60-140	
Bromochloromethane	ug/L	50	50.5	101	60-140	
Bromodichloromethane	ug/L	50	53.8	108	60-140	
Bromoform	ug/L	50	63.5	127	60-140	
Bromomethane	ug/L	50	72.8	146	60-140	IH,L1
Carbon tetrachloride	ug/L	50	51.3	103	60-140	
Chlorobenzene	ug/L	50	50.9	102	60-140	
Chloroethane	ug/L	50	43.1	86	60-140	
Chloroform	ug/L	50	44.1	88	60-140	
Chloromethane	ug/L	50	49.9	100	60-140	
cis-1,2-Dichloroethene	ug/L	50	44.0	88	60-140	
cis-1,3-Dichloropropene	ug/L	50	53.4	107	60-140	
Dibromochloromethane	ug/L	50	56.8	114	60-140	
Dibromomethane	ug/L	50	56.5	113	60-140	
Dichlorodifluoromethane	ug/L	50	62.2	124	60-140	
Diisopropyl ether	ug/L	50	38.4	77	60-140	
Ethanol	ug/L	2000	1650	83	60-140	
Ethylbenzene	ug/L	50	49.1	98	60-140	
Hexachloro-1,3-butadiene	ug/L	50	61.8	124	60-140	
Isopropylbenzene (Cumene)	ug/L	50	51.3	103	60-140	
m&p-Xylene	ug/L	100	99.8	100	60-140	
Methyl-tert-butyl ether	ug/L	50	44.5	89	60-140	
Methylene Chloride	ug/L	50	44.1	88	60-140	
n-Butylbenzene	ug/L	50	49.7	99	60-140	
n-Propylbenzene	ug/L	50	48.6	97	60-140	
Naphthalene	ug/L	50	52.1	104	60-140	
o-Xylene	ug/L	50	52.3	105	60-140	
sec-Butylbenzene	ug/L	50	49.7	99	60-140	
Styrene	ug/L	50	54.0	108	60-140	
tert-Butylbenzene	ug/L	50	43.2	86	60-140	
Tetrachloroethene	ug/L	50	51.1	102	60-140	
Toluene	ug/L	50	48.5	97	60-140	
trans-1,2-Dichloroethene	ug/L	50	44.0	88	60-140	
trans-1,3-Dichloropropene	ug/L	50	54.1	108	60-140	
Trichloroethene	ug/L	50	52.1	104	60-140	
Trichlorofluoromethane	ug/L	50	43.3	87	60-140	
Vinyl chloride	ug/L	50	51.4	103	60-140	
1,2-Dichloroethane-d4 (S)	%			90	70-130	
4-Bromofluorobenzene (S)	%			99	70-130	

Results presented on this page are in the units indicated by the "Units" column except where an alternate unit is presented to the right of the result.

This report shall not be reproduced, except in full,
without the written consent of Pace Analytical Services, LLC.

Pace Analytical Services, LLC
9800 Kincey Ave. Suite 100
Huntersville, NC 28078
(704)875-9092

QUALITY CONTROL DATA

Project: 2020-L1-2448
Pace Project No.: 92588290

LABORATORY CONTROL SAMPLE: 3551247

Parameter	Units	Spike Conc.	LCS Result	LCS % Rec	% Rec Limits	Qualifiers
Toluene-d8 (S)	%			99	70-130	

MATRIX SPIKE & MATRIX SPIKE DUPLICATE: 3551248 3551249

Parameter	Units	92588275001 Result	MS Spike Conc.	MSD Spike Conc.	MS Result	MSD Result	MS % Rec	MSD % Rec	% Rec Limits	RPD	Max RPD	Qual
1,1,1,2-Tetrachloroethane	ug/L	ND	20	20	22.8	22.5	114	112	60-140	2	30	
1,1,1-Trichloroethane	ug/L	ND	20	20	22.9	23.3	114	116	60-140	2	30	
1,1,2,2-Tetrachloroethane	ug/L	ND	20	20	20.7	20.5	103	103	60-140	1	30	
1,1,2-Trichloroethane	ug/L	ND	20	20	21.8	21.2	109	106	60-140	3	30	
1,1-Dichloroethane	ug/L	ND	20	20	19.8	20.3	99	102	60-140	3	30	
1,1-Dichloroethene	ug/L	ND	20	20	21.5	22.6	107	113	60-140	5	30	
1,1-Dichloropropene	ug/L	ND	20	20	22.5	23.2	112	116	60-140	3	30	
1,2,3-Trichlorobenzene	ug/L	ND	20	20	25.0	23.0	125	115	60-140	8	30	
1,2,3-Trichloropropane	ug/L	ND	20	20	19.6	19.6	98	98	60-140	0	30	
1,2,4-Trichlorobenzene	ug/L	ND	20	20	24.3	22.3	122	112	60-140	9	30	
1,2,4-Trimethylbenzene	ug/L	ND	20	20	20.4	19.9	102	99	60-140	3	30	
1,2-Dibromo-3-chloropropane	ug/L	ND	20	20	25.5	24.7	128	123	60-140	4	30	
1,2-Dibromoethane (EDB)	ug/L	ND	20	20	22.7	21.4	113	107	60-140	6	30	
1,2-Dichlorobenzene	ug/L	ND	20	20	20.3	19.3	101	96	60-140	5	30	
1,2-Dichloroethane	ug/L	ND	20	20	19.6	19.4	98	97	60-140	1	30	
1,2-Dichloropropane	ug/L	ND	20	20	21.4	21.1	107	106	60-140	1	30	
1,3,5-Trimethylbenzene	ug/L	ND	20	20	21.2	20.3	106	101	60-140	4	30	
1,3-Dichlorobenzene	ug/L	ND	20	20	21.4	20.7	107	104	60-140	3	30	
1,3-Dichloropropane	ug/L	ND	20	20	20.6	20.4	103	102	60-140	1	30	
1,4-Dichlorobenzene	ug/L	ND	20	20	20.9	20.1	104	101	60-140	4	30	
2,2-Dichloropropane	ug/L	ND	20	20	21.8	23.7	109	119	60-140	8	30	
2-Chlorotoluene	ug/L	ND	20	20	20.9	20.2	104	101	60-140	3	30	
4-Chlorotoluene	ug/L	ND	20	20	19.9	19.2	100	96	60-140	3	30	
Benzene	ug/L	ND	20	20	21.1	21.3	105	106	60-140	1	30	
Bromobenzene	ug/L	ND	20	20	20.9	21.0	105	105	60-140	0	30	
Bromochloromethane	ug/L	ND	20	20	21.5	21.5	108	108	60-140	0	30	
Bromodichloromethane	ug/L	ND	20	20	22.5	21.7	113	108	60-140	4	30	
Bromoform	ug/L	ND	20	20	23.6	23.6	118	118	60-140	0	30	
Bromomethane	ug/L	ND	20	20	36.8	33.3	184	166	60-140	10	30	IH,M0
Carbon tetrachloride	ug/L	ND	20	20	26.6	26.9	133	134	60-140	1	30	
Chlorobenzene	ug/L	ND	20	20	21.9	21.3	109	106	60-140	3	30	
Chloroethane	ug/L	ND	20	20	24.2	23.3	121	117	60-140	4	30	
Chloroform	ug/L	ND	20	20	19.8	20.2	99	101	60-140	2	30	
Chloromethane	ug/L	ND	20	20	21.1	21.2	105	106	60-140	0	30	
cis-1,2-Dichloroethene	ug/L	ND	20	20	19.8	20.0	99	100	60-140	1	30	
cis-1,3-Dichloropropene	ug/L	ND	20	20	22.0	22.3	110	111	60-140	1	30	
Dibromochloromethane	ug/L	ND	20	20	22.0	21.8	110	109	60-140	1	30	
Dibromomethane	ug/L	ND	20	20	23.7	23.2	118	116	60-140	2	30	

Results presented on this page are in the units indicated by the "Units" column except where an alternate unit is presented to the right of the result.

REPORT OF LABORATORY ANALYSIS

This report shall not be reproduced, except in full,
without the written consent of Pace Analytical Services, LLC.

Pace Analytical Services, LLC
9800 Kincey Ave. Suite 100
Huntersville, NC 28078
(704)875-9092

QUALITY CONTROL DATA

Project: 2020-L1-2448
Pace Project No.: 92588290

MATRIX SPIKE & MATRIX SPIKE DUPLICATE: 3551248 3551249

Parameter	Units	92588275001 Result	MS Spike Conc.	MSD Spike Conc.	MS Result	MSD Result	MS % Rec	MSD % Rec	% Rec Limits	RPD	Max RPD	Qual
Dichlorodifluoromethane	ug/L	ND	20	20	41.5	48.2	208	241	60-140	15	30	M1
Diisopropyl ether	ug/L	ND	20	20	16.5	16.9	82	84	60-140	2	30	
Ethanol	ug/L	ND	800	800	756	728	95	91	60-140	4	30	
Ethylbenzene	ug/L	ND	20	20	21.4	21.1	107	106	60-140	1	30	
Hexachloro-1,3-butadiene	ug/L	ND	20	20	32.4	29.9	162	149	60-140	8	30	M1
Isopropylbenzene (Cumene)	ug/L	ND	20	20	22.8	22.1	114	110	60-140	3	30	
m&p-Xylene	ug/L	ND	40	40	42.7	42.1	107	105	60-140	2	30	
Methyl-tert-butyl ether	ug/L	ND	20	20	19.0	18.8	95	94	60-140	1	30	
Methylene Chloride	ug/L	ND	20	20	18.7	19.2	93	96	60-140	3	30	
n-Butylbenzene	ug/L	ND	20	20	22.8	22.0	114	110	60-140	4	30	
n-Propylbenzene	ug/L	ND	20	20	21.1	20.8	106	104	60-140	2	30	
Naphthalene	ug/L	ND	20	20	22.0	20.3	110	101	60-140	8	30	
o-Xylene	ug/L	ND	20	20	22.2	21.2	111	106	60-140	5	30	
sec-Butylbenzene	ug/L	ND	20	20	22.6	22.2	113	111	60-140	2	30	
Styrene	ug/L	ND	20	20	21.8	21.5	109	107	60-140	2	30	
tert-Butylbenzene	ug/L	ND	20	20	18.9	18.3	95	92	60-140	3	30	
Tetrachloroethene	ug/L	ND	20	20	24.3	24.2	121	121	60-140	0	30	
Toluene	ug/L	ND	20	20	21.2	21.2	106	106	60-140	0	30	
trans-1,2-Dichloroethene	ug/L	ND	20	20	20.9	21.3	104	107	60-140	2	30	
trans-1,3-Dichloropropene	ug/L	ND	20	20	21.9	21.6	109	108	60-140	1	30	
Trichloroethene	ug/L	ND	20	20	23.3	23.0	117	115	60-140	1	30	
Trichlorofluoromethane	ug/L	ND	20	20	27.3	29.6	137	148	60-140	8	30	M1
Vinyl chloride	ug/L	ND	20	20	23.8	25.0	119	125	60-140	5	30	
1,2-Dichloroethane-d4 (S)	%						86	89	70-130			
4-Bromofluorobenzene (S)	%						98	100	70-130			
Toluene-d8 (S)	%						99	100	70-130			

Results presented on this page are in the units indicated by the "Units" column except where an alternate unit is presented to the right of the result.

This report shall not be reproduced, except in full,
without the written consent of Pace Analytical Services, LLC.

Pace Analytical Services, LLC
9800 Kincey Ave. Suite 100
Huntersville, NC 28078
(704)875-9092

QUALIFIERS

Project: 2020-L1-2448
Pace Project No.: 92588290

DEFINITIONS

DF - Dilution Factor, if reported, represents the factor applied to the reported data due to dilution of the sample aliquot.

ND - Not Detected at or above adjusted reporting limit.

TNTC - Too Numerous To Count

J - Estimated concentration above the adjusted method detection limit and below the adjusted reporting limit.

MDL - Adjusted Method Detection Limit.

PQL - Practical Quantitation Limit.

RL - Reporting Limit - The lowest concentration value that meets project requirements for quantitative data with known precision and bias for a specific analyte in a specific matrix.

S - Surrogate

1,2-Diphenylhydrazine decomposes to and cannot be separated from Azobenzene using Method 8270. The result for each analyte is a combined concentration.

Consistent with EPA guidelines, unrounded data are displayed and have been used to calculate % recovery and RPD values.

LCS(D) - Laboratory Control Sample (Duplicate)

MS(D) - Matrix Spike (Duplicate)

DUP - Sample Duplicate

RPD - Relative Percent Difference

NC - Not Calculable.

SG - Silica Gel - Clean-Up

U - Indicates the compound was analyzed for, but not detected.

Acid preservation may not be appropriate for 2 Chloroethylvinyl ether.

A separate vial preserved to a pH of 4-5 is recommended in SW846 Chapter 4 for the analysis of Acrolein and Acrylonitrile by EPA Method 8260.

N-Nitrosodiphenylamine decomposes and cannot be separated from Diphenylamine using Method 8270. The result reported for each analyte is a combined concentration.

Reported results are not rounded until the final step prior to reporting. Therefore, calculated parameters that are typically reported as "Total" may vary slightly from the sum of the reported component parameters.

Pace Analytical is TNI accredited. Contact your Pace PM for the current list of accredited analytes.

TNI - The NELAC Institute.

ANALYTE QUALIFIERS

IH	This analyte exceeded secondary source verification criteria high for the initial calibration. The reported results should be considered an estimated value.
L1	Analyte recovery in the laboratory control sample (LCS) was above QC limits. Results for this analyte in associated samples may be biased high.
M0	Matrix spike recovery and/or matrix spike duplicate recovery was outside laboratory control limits.
M1	Matrix spike recovery exceeded QC limits. Batch accepted based on laboratory control sample (LCS) recovery.
N2	The lab does not hold NELAC/TNI accreditation for this parameter but other accreditations/certifications may apply. A complete list of accreditations/certifications is available upon request.

This report shall not be reproduced, except in full,
without the written consent of Pace Analytical Services, LLC.

Pace Analytical Services, LLC
9800 Kincey Ave. Suite 100
Huntersville, NC 28078
(704)875-9092

QUALITY CONTROL DATA CROSS REFERENCE TABLE

Project: 2020-L1-2448
Pace Project No.: 92588290

Lab ID	Sample ID	QC Batch Method	QC Batch	Analytical Method	Analytical Batch
92588290001	**13800_HC_RD**	MADEP VPH	679154		
92588290001	**13800_HC_RD**	EPA 3010A	679392	EPA 6010D	679527
92588290001	**13800_HC_RD**	SM 6200B	678611		

This report shall not be reproduced, except in full,
without the written consent of Pace Analytical Services, LLC.

Pace Analytical

CHAIN-OF-CUSTODY Analytical Request Document

Chain-of-Custody is a LEGAL DOCUMENT - Complete all relevent fields

LAB US

WO# : 92588290

92588290

umber or

Contair

Company: Apex Companies	Billing Information:
Address:	
Report To: Andrew Street	Email To: andrew.street@apexcos.com
Copy To:	Site Collection Info/Address: 13800 Huntersville-Concord Rd.
Customer Project Name/Number: 2020-LI-2448	State: NC County/City: Huntersville Time Zone Collected: [ ] PT [ ] MT [ ] CT [ ] ET
Phone: Email:	Site/Facility ID #: Compliance Monitoring? [ ] Yes [ ] No
Collected By (print): Matt T.	Purchase Order #: Quote #: DW PWS ID #: DW Location Code:
Collected By (signature):	Turnaround Date Required: ASAP Immediately Packed on Ice: [ ] Yes [ ] No
Sample Disposal: [ ] Dispose as appropriate [ ] Return [ ] Archive: [ ] Hold:	Rush: [ ] Same Day [ ] Next Day [ ] 2 Day [ ] 3 Day [ ] 4 Day [ ] 5 Day (Expedite Charges Apply) Field Filtered (if applicable): [ ] Yes [ ] No Analysis:

** Preservative Types: (1) nitric acid, (2) sulfuric acid, (3) hydrochloric acid, (4) sodium hydroxide, (5) zinc acetate, (6) methanol, (7) sodium bisulfate, (8) sodium thiosulfate, (9) hexane, (A) ascorbic acid, (B) ammonium sulfate, (C) ammonium hydroxide, (D) TSP, (U) Unpreserved, (O) Other _____

* Matrix Codes (Insert in Matrix box below): Drinking Water (DW), Ground Water (GW), Wastewater (WW), Product (P), Soil/Solid (SL), Oil (OL), Wipe (WP), Air (AR), Tissue (TS), Bioassay (B), Vapor (V), Other (OT)

Analyses

Customer Sample ID	Matrix *	Comp / Grab	Collected (or Composite Start) Date	Collected (or Composite Start) Time	Composite End Date	Composite End Time	Res Cl	# of Ctns	VOCs 8260B	MADEP VPH	LEAD
13800_HC_RD	DW	G	2-15-22	0950				8	X	X	X

Lab Profile/Line:

Lab Sample Receipt Checklist:

Custody Seals Present/Intact	Y	N	NA
Custody Signatures Present	Y	N	NA
Collector Signature Present	Y	N	NA
Bottles Intact	Y	N	NA
Correct Bottles	Y	N	NA
Sufficient Volume	Y	N	NA
Samples Received on Ice	Y	N	NA
VOA - Headspace Acceptable	Y	N	NA
USDA Regulated Soils	Y	N	NA
Samples in Holding Time	Y	N	NA
Residual Chlorine Present	Y	N	NA
Cl Strips:			
Sample pH Acceptable	Y	N	NA
pH Strips: 2238PAU			
Sulfide Present	Y	N	NA
Lead Acetate Strips:			

LAB USE ONLY:
Lab Sample # / Comments:
92588290
001

Customer Remarks / Special Conditions / Possible Hazards:

Type of Ice Used: Wet Blue Dry None

Packing Material Used: bubble bags

Radchem sample(s) screened (<500 cpm): Y N NA

SHORT HOLDS PRESENT (<72 hours): Y N N/A

Lab Tracking #: 2632555

Samples received via: FEDEX UPS Client Courier Pace Courier

Lab Sample Temperature Info:
Temp Blank Received: Y N NA
Therm ID#: 921064
Cooler 1 Temp Upon Receipt: 4.1 oC
Cooler 1 Therm Corr. Factor: 0 oC
Cooler 1 Corrected Temp: 4.1 oC
Comments:

Relinquished by/Company: (Signature)	Date/Time:	Received by/Company: (Signature)	Date/Time:
Fox / Apex	2-15-22 / 1407	KH Pace HVL	2/15/22 1407
Relinquished by/Company: (Signature)	Date/Time:	Received by/Company: (Signature)	Date/Time:
Relinquished by/Company: (Signature)	Date/Time:	Received by/Company: (Signature)	Date/Time:

MTJL LAB USE ONLY
Table #:
Acctnum:
Template:
Prelogin:
PM:
PB:

Trip Blank Received: Y N NA
HCL MeOH TSP Other

Non Conformance(s): YES / NO

Page: _____ of: _____

Pace Analytical®	Document Name: **Bottle Identification Form (BIF)**	Document Issued: November 15, 2021 Page 1 of 1
	Document No.: F-CAR-CS-043-Rev.01	Issuing Authority: Pace Carolinas Quality Office

***Check mark top half of box if pH and/or dechlorination is verified and within the acceptance range for preservation samples.**

Exceptions: VOA, Coliform, TOC, Oil and Grease, DRO/8015 (water) DOC, LLHg

****Bottom half of box is to list number of bottles**

Project #

Matrix	Item#	BP4U-125 mL Plastic Unpreserved (N/A) (Cl-)	BP3U-250 mL Plastic Unpreserved (N/A)	BP2U-500 mL Plastic Unpreserved (N/A)	BP1U-1 liter Plastic Unpreserved (N/A)	BP4S-125 mL Plastic H2SO4 (pH < 2) (Cl-)	BP3N-250 mL plastic HNO3 (pH < 2)	BP4Z-125 mL Plastic ZN Acetate & NaOH (>9)	BP4B-125 mL Plastic NaOH (pH > 12) (Cl-)	WGFU-Wide-mouthed Glass jar Unpreserved	AG1U-1 liter Amber Unpreserved (N/A) (Cl-)	AG1H-1 liter Amber HCl (pH < 2)	AG3U-250 mL Amber Unpreserved (N/A) (Cl-)	AG1S-1 liter Amber H2SO4 (pH < 2)	AG3S-250 mL Amber H2SO4 (pH < 2)	AG3A(DG3A)-250 mL Amber NH4Cl (N/A)(Cl-)	DG9H-40 mL VOA HCl (N/A)	VG9T-40 mL VOA Na2S2O3 (N/A)	VG9U-40 mL VOA Unpreserved (N/A)	DG9P-40 mL VOA H3PO4 (N/A)	VOAK (3 vials per kit)-5035 kit (N/A)	V/GK (3 vials per kit)-VPH/Gas kit (N/A)	SP5T-125 mL Sterile Plastic (N/A – lab)	SP2T-250 mL Sterile Plastic (N/A – lab)		BP3A-250 mL Plastic (NH2)2SO4 (9.3-9.7)	AG0U-100 mL Amber Unpreserved vials (N/A)	VSGU-20 mL Scintillation vials (N/A)	DG9U-40 mL Amber Unpreserved vials (N/A)
	1						✓										✓												
	2																												
	3																												
	4																												
	5																												
	6																												
	7																												
	8																												
	9																												
	10																												
	11																												
	12																												

pH Adjustment Log for Preserved Samples

Sample ID	Type of Preservative	pH upon receipt	Date preservation adjusted	Time preservation adjusted	Amount of Preservative added	Lot #

Note: Whenever there is a discrepancy affecting North Carolina compliance samples, a copy of this form will be sent to the North Carolina DEHNR Certification Office (i.e. Out of hold, incorrect preservative, out of temp, incorrect containers.

Pace Analytical Services, LLC
9800 Kincey Ave. Suite 100
Huntersville, NC 28078
(704)875-9092

March 11, 2022

Andrew Street
Apex Companies - NC
5900 Northwoods Business Pkwy
Suite 5900-0
Charlotte, NC 28269

RE: Project: 2020-L1-2448
Pace Project No.: 92588293

Dear Andrew Street:

Enclosed are the analytical results for sample(s) received by the laboratory on February 15, 2022. The results relate only to the samples included in this report. Results reported herein conform to the applicable TNI/NELAC Standards and the laboratory's Quality Manual, where applicable, unless otherwise noted in the body of the report.

The test results provided in this final report were generated by each of the following laboratories within the Pace Network:

- Pace Analytical Services - Asheville
- Pace Analytical Services - Charlotte

If you have any questions concerning this report, please feel free to contact me.

Sincerely,

Angela M. Baioni

Angela Baioni
angela.baioni@pacelabs.com
(704)875-9092
Project Manager

Enclosures

cc: J Culbreath, Colonial Pipeline Company
Naomi Fretz, APEX Companies, LLC
Robert Hughes, Colonial Pipeline
Cameron Lee, Montrose-EPS
Jamie Moran, APEX Companies, LLC
Jeff Morrison, Colonial Pipeline Company
Tom Naumann, APEX Companies - NC
Joe Nicolette, Montrose-EPS
Kaitlyn Nootens, Apex Companies
Christopher Schultz, Apex Companies
Matt Teixeira, Apex Companies, LLC
Michael Verdon, Colonial Pipeline Company
JM Wyatt, Colonial Pipeline Company

REPORT OF LABORATORY ANALYSIS

This report shall not be reproduced, except in full,
without the written consent of Pace Analytical Services, LLC.

Pace Analytical Services, LLC
9800 Kincey Ave. Suite 100
Huntersville, NC 28078
(704)875-9092

CERTIFICATIONS

Project: 2020-L1-2448
Pace Project No.: 92588293

Pace Analytical Services Charlotte

South Carolina Laboratory ID: 99006
9800 Kincey Ave. Ste 100, Huntersville, NC 28078
North Carolina Drinking Water Certification #: 37706
North Carolina Field Services Certification #: 5342
North Carolina Wastewater Certification #: 12
South Carolina Laboratory ID: 99006
South Carolina Certification #: 99006001
South Carolina Drinking Water Cert. #: 99006003
Florida/NELAP Certification #: E87627
Kentucky UST Certification #: 84
Louisiana DoH Drinking Water #: LA029
Virginia/VELAP Certification #: 460221

Pace Analytical Services Asheville

2225 Riverside Drive, Asheville, NC 28804
Florida/NELAP Certification #: E87648
North Carolina Drinking Water Certification #: 37712
North Carolina Wastewater Certification #: 40
South Carolina Laboratory ID: 99030
South Carolina Certification #: 99030001
Virginia/VELAP Certification #: 460222

This report shall not be reproduced, except in full,
without the written consent of Pace Analytical Services, LLC.

Pace Analytical Services, LLC
9800 Kincey Ave. Suite 100
Huntersville, NC 28078
(704)875-9092

SAMPLE SUMMARY

Project: 2020-L1-2448
Pace Project No.: 92588293

Lab ID	Sample ID	Matrix	Date Collected	Date Received
92588293001	**DUP-1**	Water	02/15/22 00:00	02/15/22 14:07
92588293002	**FB-1**	Water	02/15/22 00:00	02/15/22 14:07

This report shall not be reproduced, except in full,
without the written consent of Pace Analytical Services, LLC.

Pace Analytical Services, LLC
9800 Kincey Ave. Suite 100
Huntersville, NC 28078
(704)875-9092

SAMPLE ANALYTE COUNT

Project: 2020-L1-2448
Pace Project No.: 92588293

Lab ID	Sample ID	Method	Analysts	Analytes Reported	Laboratory
92588293001	**DUP-1**	MADEP VPH	MAD	6	PASI-C
		EPA 6010D	RDT	1	PASI-A
		SM 6200B	SAS	64	PASI-C
92588293002	**FB-1**	MADEP VPH	MAD	6	PASI-C
		EPA 6010D	RDT	1	PASI-A
		SM 6200B	SAS	64	PASI-C

PASI-A = Pace Analytical Services - Asheville
PASI-C = Pace Analytical Services - Charlotte

This report shall not be reproduced, except in full,
without the written consent of Pace Analytical Services, LLC.

Pace Analytical Services, LLC
9800 Kincey Ave. Suite 100
Huntersville, NC 28078
(704)875-9092

ANALYTICAL RESULTS

Project: 2020-L1-2448
Pace Project No.: 92588293

Sample: DUP-1 **Lab ID: 92588293001** Collected: 02/15/22 00:00 Received: 02/15/22 14:07 Matrix: Water

Parameters	Results	Units	Report Limit	MDL	DF	Prepared	Analyzed	CAS No.	Qual
VPH NC Water	Analytical Method: MADEP VPH								
	Pace Analytical Services - Charlotte								
Total VPH (C5-C12)	ND	ug/L	50.0	50.0	1		02/19/22 17:13		N2
Aliphatic (C05-C08)	ND	ug/L	50.0	50.0	1		02/19/22 17:13		N2
Aliphatic(C09-C12) Adjusted	ND	ug/L	50.0	50.0	1		02/19/22 17:13		N2
Aromatic (C09-C10)	ND	ug/L	50.0	50.0	1		02/19/22 17:13		N2
Surrogates									
4-Bromofluorobenzene (FID) (S)	98	%	70-130		1		02/19/22 17:13	460-00-4	
4-Bromofluorobenzene (PID) (S)	98	%	70-130		1		02/19/22 17:13	460-00-4	
6010 MET ICP	Analytical Method: EPA 6010D Preparation Method: EPA 3010A								
	Pace Analytical Services - Asheville								
Lead	ND	ug/L	5.0	4.5	1	02/19/22 00:37	03/10/22 01:46	7439-92-1	
6200B MSV	Analytical Method: SM 6200B								
	Pace Analytical Services - Charlotte								
Benzene	ND	ug/L	0.50	0.34	1		02/16/22 14:31	71-43-2	
Bromobenzene	ND	ug/L	0.50	0.29	1		02/16/22 14:31	108-86-1	
Bromochloromethane	ND	ug/L	0.50	0.47	1		02/16/22 14:31	74-97-5	
Bromodichloromethane	ND	ug/L	0.50	0.31	1		02/16/22 14:31	75-27-4	
Bromoform	ND	ug/L	0.50	0.34	1		02/16/22 14:31	75-25-2	
Bromomethane	ND	ug/L	5.0	1.7	1		02/16/22 14:31	74-83-9	IH,L1
n-Butylbenzene	ND	ug/L	0.50	0.49	1		02/16/22 14:31	104-51-8	
sec-Butylbenzene	ND	ug/L	0.50	0.40	1		02/16/22 14:31	135-98-8	
tert-Butylbenzene	ND	ug/L	0.50	0.32	1		02/16/22 14:31	98-06-6	
Carbon tetrachloride	ND	ug/L	0.50	0.33	1		02/16/22 14:31	56-23-5	
Chlorobenzene	ND	ug/L	0.50	0.28	1		02/16/22 14:31	108-90-7	
Chloroethane	ND	ug/L	1.0	0.65	1		02/16/22 14:31	75-00-3	
Chloroform	ND	ug/L	0.50	0.35	1		02/16/22 14:31	67-66-3	
Chloromethane	ND	ug/L	1.0	0.54	1		02/16/22 14:31	74-87-3	
2-Chlorotoluene	ND	ug/L	0.50	0.32	1		02/16/22 14:31	95-49-8	
4-Chlorotoluene	ND	ug/L	0.50	0.32	1		02/16/22 14:31	106-43-4	
1,2-Dibromo-3-chloropropane	ND	ug/L	1.0	0.34	1		02/16/22 14:31	96-12-8	
Dibromochloromethane	ND	ug/L	0.50	0.36	1		02/16/22 14:31	124-48-1	
1,2-Dibromoethane (EDB)	ND	ug/L	0.50	0.27	1		02/16/22 14:31	106-93-4	
Dibromomethane	ND	ug/L	0.50	0.39	1		02/16/22 14:31	74-95-3	
1,2-Dichlorobenzene	ND	ug/L	0.50	0.34	1		02/16/22 14:31	95-50-1	
1,3-Dichlorobenzene	ND	ug/L	0.50	0.34	1		02/16/22 14:31	541-73-1	
1,4-Dichlorobenzene	ND	ug/L	0.50	0.33	1		02/16/22 14:31	106-46-7	
Dichlorodifluoromethane	ND	ug/L	0.50	0.35	1		02/16/22 14:31	75-71-8	
1,1-Dichloroethane	ND	ug/L	0.50	0.37	1		02/16/22 14:31	75-34-3	
1,2-Dichloroethane	ND	ug/L	0.50	0.32	1		02/16/22 14:31	107-06-2	
1,1-Dichloroethene	ND	ug/L	0.50	0.35	1		02/16/22 14:31	75-35-4	
cis-1,2-Dichloroethene	ND	ug/L	0.50	0.38	1		02/16/22 14:31	156-59-2	
trans-1,2-Dichloroethene	ND	ug/L	0.50	0.40	1		02/16/22 14:31	156-60-5	
1,2-Dichloropropane	ND	ug/L	0.50	0.36	1		02/16/22 14:31	78-87-5	
1,3-Dichloropropane	ND	ug/L	0.50	0.28	1		02/16/22 14:31	142-28-9	

This report shall not be reproduced, except in full,
without the written consent of Pace Analytical Services, LLC.

Pace Analytical Services, LLC
9800 Kincey Ave. Suite 100
Huntersville, NC 28078
(704)875-9092

ANALYTICAL RESULTS

Project: 2020-L1-2448
Pace Project No.: 92588293

Sample: DUP-1 **Lab ID: 92588293001** Collected: 02/15/22 00:00 Received: 02/15/22 14:07 Matrix: Water

Parameters	Results	Units	Report Limit	MDL	DF	Prepared	Analyzed	CAS No.	Qual
6200B MSV	Analytical Method: SM 6200B								
	Pace Analytical Services - Charlotte								
2,2-Dichloropropane	ND	ug/L	0.50	0.39	1		02/16/22 14:31	594-20-7	
1,1-Dichloropropene	ND	ug/L	0.50	0.43	1		02/16/22 14:31	563-58-6	
cis-1,3-Dichloropropene	ND	ug/L	0.50	0.36	1		02/16/22 14:31	10061-01-5	
trans-1,3-Dichloropropene	ND	ug/L	0.50	0.36	1		02/16/22 14:31	10061-02-6	
Diisopropyl ether	ND	ug/L	0.50	0.31	1		02/16/22 14:31	108-20-3	
Ethanol	ND	ug/L	200	72.2	1		02/16/22 14:31	64-17-5	
Ethylbenzene	ND	ug/L	0.50	0.30	1		02/16/22 14:31	100-41-4	
Hexachloro-1,3-butadiene	ND	ug/L	2.0	1.5	1		02/16/22 14:31	87-68-3	
Isopropylbenzene (Cumene)	ND	ug/L	0.50	0.33	1		02/16/22 14:31	98-82-8	
Methylene Chloride	ND	ug/L	2.0	2.0	1		02/16/22 14:31	75-09-2	
Methyl-tert-butyl ether	ND	ug/L	0.50	0.42	1		02/16/22 14:31	1634-04-4	
Naphthalene	ND	ug/L	2.0	0.64	1		02/16/22 14:31	91-20-3	
n-Propylbenzene	ND	ug/L	0.50	0.34	1		02/16/22 14:31	103-65-1	
Styrene	ND	ug/L	0.50	0.29	1		02/16/22 14:31	100-42-5	
1,1,1,2-Tetrachloroethane	ND	ug/L	0.50	0.31	1		02/16/22 14:31	630-20-6	
1,1,2,2-Tetrachloroethane	ND	ug/L	0.50	0.22	1		02/16/22 14:31	79-34-5	
Tetrachloroethene	ND	ug/L	0.50	0.29	1		02/16/22 14:31	127-18-4	
Toluene	ND	ug/L	0.50	0.48	1		02/16/22 14:31	108-88-3	
1,2,3-Trichlorobenzene	ND	ug/L	2.0	0.81	1		02/16/22 14:31	87-61-6	
1,2,4-Trichlorobenzene	ND	ug/L	2.0	0.64	1		02/16/22 14:31	120-82-1	
1,1,1-Trichloroethane	ND	ug/L	0.50	0.33	1		02/16/22 14:31	71-55-6	
1,1,2-Trichloroethane	ND	ug/L	0.50	0.32	1		02/16/22 14:31	79-00-5	
Trichloroethene	ND	ug/L	0.50	0.38	1		02/16/22 14:31	79-01-6	
Trichlorofluoromethane	ND	ug/L	1.0	0.30	1		02/16/22 14:31	75-69-4	
1,2,3-Trichloropropane	ND	ug/L	0.50	0.26	1		02/16/22 14:31	96-18-4	
1,2,4-Trimethylbenzene	ND	ug/L	0.50	0.50	1		02/16/22 14:31	95-63-6	
1,3,5-Trimethylbenzene	ND	ug/L	0.50	0.33	1		02/16/22 14:31	108-67-8	
Vinyl chloride	ND	ug/L	1.0	0.39	1		02/16/22 14:31	75-01-4	
m&p-Xylene	ND	ug/L	1.0	0.71	1		02/16/22 14:31	179601-23-1	
o-Xylene	ND	ug/L	0.50	0.34	1		02/16/22 14:31	95-47-6	
Surrogates									
1,2-Dichloroethane-d4 (S)	94	%	70-130		1		02/16/22 14:31	17060-07-0	
4-Bromofluorobenzene (S)	96	%	70-130		1		02/16/22 14:31	460-00-4	
Toluene-d8 (S)	100	%	70-130		1		02/16/22 14:31	2037-26-5	

This report shall not be reproduced, except in full,
without the written consent of Pace Analytical Services, LLC.

Pace Analytical Services, LLC
9800 Kincey Ave. Suite 100
Huntersville, NC 28078
(704)875-9092

ANALYTICAL RESULTS

Project: 2020-L1-2448
Pace Project No.: 92588293

Sample: FB-1 **Lab ID: 92588293002** Collected: 02/15/22 00:00 Received: 02/15/22 14:07 Matrix: Water

Parameters	Results	Units	Report Limit	MDL	DF	Prepared	Analyzed	CAS No.	Qual
VPH NC Water	Analytical Method: MADEP VPH								
	Pace Analytical Services - Charlotte								
Total VPH (C5-C12)	ND	ug/L	50.0	50.0	1		02/19/22 17:42		N2
Aliphatic (C05-C08)	ND	ug/L	50.0	50.0	1		02/19/22 17:42		N2
Aliphatic(C09-C12) Adjusted	ND	ug/L	50.0	50.0	1		02/19/22 17:42		N2
Aromatic (C09-C10)	ND	ug/L	50.0	50.0	1		02/19/22 17:42		N2
Surrogates									
4-Bromofluorobenzene (FID) (S)	100	%	70-130		1		02/19/22 17:42	460-00-4	
4-Bromofluorobenzene (PID) (S)	100	%	70-130		1		02/19/22 17:42	460-00-4	
6010 MET ICP	Analytical Method: EPA 6010D Preparation Method: EPA 3010A								
	Pace Analytical Services - Asheville								
Lead	ND	ug/L	5.0	4.5	1	02/19/22 00:37	03/10/22 01:49	7439-92-1	
6200B MSV	Analytical Method: SM 6200B								
	Pace Analytical Services - Charlotte								
Benzene	ND	ug/L	0.50	0.34	1		02/16/22 13:37	71-43-2	
Bromobenzene	ND	ug/L	0.50	0.29	1		02/16/22 13:37	108-86-1	
Bromochloromethane	ND	ug/L	0.50	0.47	1		02/16/22 13:37	74-97-5	
Bromodichloromethane	ND	ug/L	0.50	0.31	1		02/16/22 13:37	75-27-4	
Bromoform	ND	ug/L	0.50	0.34	1		02/16/22 13:37	75-25-2	
Bromomethane	ND	ug/L	5.0	1.7	1		02/16/22 13:37	74-83-9	IH,L1
n-Butylbenzene	ND	ug/L	0.50	0.49	1		02/16/22 13:37	104-51-8	
sec-Butylbenzene	ND	ug/L	0.50	0.40	1		02/16/22 13:37	135-98-8	
tert-Butylbenzene	ND	ug/L	0.50	0.32	1		02/16/22 13:37	98-06-6	
Carbon tetrachloride	ND	ug/L	0.50	0.33	1		02/16/22 13:37	56-23-5	
Chlorobenzene	ND	ug/L	0.50	0.28	1		02/16/22 13:37	108-90-7	
Chloroethane	ND	ug/L	1.0	0.65	1		02/16/22 13:37	75-00-3	
Chloroform	ND	ug/L	0.50	0.35	1		02/16/22 13:37	67-66-3	
Chloromethane	ND	ug/L	1.0	0.54	1		02/16/22 13:37	74-87-3	
2-Chlorotoluene	ND	ug/L	0.50	0.32	1		02/16/22 13:37	95-49-8	
4-Chlorotoluene	ND	ug/L	0.50	0.32	1		02/16/22 13:37	106-43-4	
1,2-Dibromo-3-chloropropane	ND	ug/L	1.0	0.34	1		02/16/22 13:37	96-12-8	
Dibromochloromethane	ND	ug/L	0.50	0.36	1		02/16/22 13:37	124-48-1	
1,2-Dibromoethane (EDB)	ND	ug/L	0.50	0.27	1		02/16/22 13:37	106-93-4	
Dibromomethane	ND	ug/L	0.50	0.39	1		02/16/22 13:37	74-95-3	
1,2-Dichlorobenzene	ND	ug/L	0.50	0.34	1		02/16/22 13:37	95-50-1	
1,3-Dichlorobenzene	ND	ug/L	0.50	0.34	1		02/16/22 13:37	541-73-1	
1,4-Dichlorobenzene	ND	ug/L	0.50	0.33	1		02/16/22 13:37	106-46-7	
Dichlorodifluoromethane	ND	ug/L	0.50	0.35	1		02/16/22 13:37	75-71-8	
1,1-Dichloroethane	ND	ug/L	0.50	0.37	1		02/16/22 13:37	75-34-3	
1,2-Dichloroethane	ND	ug/L	0.50	0.32	1		02/16/22 13:37	107-06-2	
1,1-Dichloroethene	ND	ug/L	0.50	0.35	1		02/16/22 13:37	75-35-4	
cis-1,2-Dichloroethene	ND	ug/L	0.50	0.38	1		02/16/22 13:37	156-59-2	
trans-1,2-Dichloroethene	ND	ug/L	0.50	0.40	1		02/16/22 13:37	156-60-5	
1,2-Dichloropropane	ND	ug/L	0.50	0.36	1		02/16/22 13:37	78-87-5	
1,3-Dichloropropane	ND	ug/L	0.50	0.28	1		02/16/22 13:37	142-28-9	

This report shall not be reproduced, except in full,
without the written consent of Pace Analytical Services, LLC.

Pace Analytical Services, LLC
9800 Kincey Ave. Suite 100
Huntersville, NC 28078
(704)875-9092

ANALYTICAL RESULTS

Project: 2020-L1-2448
Pace Project No.: 92588293

Sample: FB-1 **Lab ID: 92588293002** Collected: 02/15/22 00:00 Received: 02/15/22 14:07 Matrix: Water

Parameters	Results	Units	Report Limit	MDL	DF	Prepared	Analyzed	CAS No.	Qual
6200B MSV	Analytical Method: SM 6200B								
	Pace Analytical Services - Charlotte								
2,2-Dichloropropane	ND	ug/L	0.50	0.39	1		02/16/22 13:37	594-20-7	
1,1-Dichloropropene	ND	ug/L	0.50	0.43	1		02/16/22 13:37	563-58-6	
cis-1,3-Dichloropropene	ND	ug/L	0.50	0.36	1		02/16/22 13:37	10061-01-5	
trans-1,3-Dichloropropene	ND	ug/L	0.50	0.36	1		02/16/22 13:37	10061-02-6	
Diisopropyl ether	ND	ug/L	0.50	0.31	1		02/16/22 13:37	108-20-3	
Ethanol	ND	ug/L	200	72.2	1		02/16/22 13:37	64-17-5	
Ethylbenzene	ND	ug/L	0.50	0.30	1		02/16/22 13:37	100-41-4	
Hexachloro-1,3-butadiene	ND	ug/L	2.0	1.5	1		02/16/22 13:37	87-68-3	
Isopropylbenzene (Cumene)	ND	ug/L	0.50	0.33	1		02/16/22 13:37	98-82-8	
Methylene Chloride	ND	ug/L	2.0	2.0	1		02/16/22 13:37	75-09-2	
Methyl-tert-butyl ether	ND	ug/L	0.50	0.42	1		02/16/22 13:37	1634-04-4	
Naphthalene	ND	ug/L	2.0	0.64	1		02/16/22 13:37	91-20-3	
n-Propylbenzene	ND	ug/L	0.50	0.34	1		02/16/22 13:37	103-65-1	
Styrene	ND	ug/L	0.50	0.29	1		02/16/22 13:37	100-42-5	
1,1,1,2-Tetrachloroethane	ND	ug/L	0.50	0.31	1		02/16/22 13:37	630-20-6	
1,1,2,2-Tetrachloroethane	ND	ug/L	0.50	0.22	1		02/16/22 13:37	79-34-5	
Tetrachloroethene	ND	ug/L	0.50	0.29	1		02/16/22 13:37	127-18-4	
Toluene	ND	ug/L	0.50	0.48	1		02/16/22 13:37	108-88-3	
1,2,3-Trichlorobenzene	ND	ug/L	2.0	0.81	1		02/16/22 13:37	87-61-6	
1,2,4-Trichlorobenzene	ND	ug/L	2.0	0.64	1		02/16/22 13:37	120-82-1	
1,1,1-Trichloroethane	ND	ug/L	0.50	0.33	1		02/16/22 13:37	71-55-6	
1,1,2-Trichloroethane	ND	ug/L	0.50	0.32	1		02/16/22 13:37	79-00-5	
Trichloroethene	ND	ug/L	0.50	0.38	1		02/16/22 13:37	79-01-6	
Trichlorofluoromethane	ND	ug/L	1.0	0.30	1		02/16/22 13:37	75-69-4	
1,2,3-Trichloropropane	ND	ug/L	0.50	0.26	1		02/16/22 13:37	96-18-4	
1,2,4-Trimethylbenzene	ND	ug/L	0.50	0.50	1		02/16/22 13:37	95-63-6	
1,3,5-Trimethylbenzene	ND	ug/L	0.50	0.33	1		02/16/22 13:37	108-67-8	
Vinyl chloride	ND	ug/L	1.0	0.39	1		02/16/22 13:37	75-01-4	
m&p-Xylene	ND	ug/L	1.0	0.71	1		02/16/22 13:37	179601-23-1	
o-Xylene	ND	ug/L	0.50	0.34	1		02/16/22 13:37	95-47-6	
Surrogates									
1,2-Dichloroethane-d4 (S)	92	%	70-130		1		02/16/22 13:37	17060-07-0	
4-Bromofluorobenzene (S)	97	%	70-130		1		02/16/22 13:37	460-00-4	
Toluene-d8 (S)	99	%	70-130		1		02/16/22 13:37	2037-26-5	

This report shall not be reproduced, except in full,
without the written consent of Pace Analytical Services, LLC.

Pace Analytical Services, LLC
9800 Kincey Ave. Suite 100
Huntersville, NC 28078
(704)875-9092

QUALITY CONTROL DATA

Project: 2020-L1-2448
Pace Project No.: 92588293

QC Batch: 679154
QC Batch Method: MADEP VPH
Analysis Method: MADEP VPH
Analysis Description: VPH NC Water
Laboratory: Pace Analytical Services - Charlotte
Associated Lab Samples: 92588293001, 92588293002

METHOD BLANK: 3553828
Matrix: Water
Associated Lab Samples: 92588293001, 92588293002

Parameter	Units	Blank Result	Reporting Limit	MDL	Analyzed	Qualifiers
Aliphatic (C05-C08)	ug/L	ND	50.0	50.0	02/19/22 14:19	N2
Aromatic (C09-C10)	ug/L	ND	50.0	50.0	02/19/22 14:19	N2
4-Bromofluorobenzene (FID) (S)	%	104	70-130		02/19/22 14:19	
4-Bromofluorobenzene (PID) (S)	%	103	70-130		02/19/22 14:19	

LABORATORY CONTROL SAMPLE & LCSD: 3553829 3553830

Parameter	Units	Spike Conc.	LCS Result	LCSD Result	LCS % Rec	LCSD % Rec	% Rec Limits	RPD	Max RPD	Qualifiers
Aliphatic (C05-C08)	ug/L	300	317	306	106	102	70-130	3	25	N2
Aromatic (C09-C10)	ug/L	100	109	105	109	105	70-130	4	25	N2
4-Bromofluorobenzene (FID) (S)	%				102	101	70-130			
4-Bromofluorobenzene (PID) (S)	%				103	101	70-130			

Results presented on this page are in the units indicated by the "Units" column except where an alternate unit is presented to the right of the result.

This report shall not be reproduced, except in full,
without the written consent of Pace Analytical Services, LLC.

Pace Analytical Services, LLC
9800 Kincey Ave. Suite 100
Huntersville, NC 28078
(704)875-9092

QUALITY CONTROL DATA

Project: 2020-L1-2448
Pace Project No.: 92588293

QC Batch: 679392
QC Batch Method: EPA 3010A
Analysis Method: EPA 6010D
Analysis Description: 6010 MET
Laboratory: Pace Analytical Services - Asheville
Associated Lab Samples: 92588293001, 92588293002

METHOD BLANK: 3554943 Matrix: Water
Associated Lab Samples: 92588293001, 92588293002

Parameter	Units	Blank Result	Reporting Limit	MDL	Analyzed	Qualifiers
Lead	ug/L	ND	5.0	4.5	03/10/22 00:56	

LABORATORY CONTROL SAMPLE: 3554944

Parameter	Units	Spike Conc.	LCS Result	LCS % Rec	% Rec Limits	Qualifiers
Lead	ug/L	500	493	99	80-120	

MATRIX SPIKE & MATRIX SPIKE DUPLICATE: 3554945 3554946

Parameter	Units	92588620001 Result	MS Spike Conc.	MSD Spike Conc.	MS Result	MSD Result	MS % Rec	MSD % Rec	% Rec Limits	RPD	Max RPD	Qual
Lead	ug/L		500	500	478	494	96	99	75-125	3	20	

Results presented on this page are in the units indicated by the "Units" column except where an alternate unit is presented to the right of the result.

This report shall not be reproduced, except in full,
without the written consent of Pace Analytical Services, LLC.

Pace Analytical Services, LLC
9800 Kincey Ave. Suite 100
Huntersville, NC 28078
(704)875-9092

QUALITY CONTROL DATA

Project: 2020-L1-2448
Pace Project No.: 92588293

QC Batch: 678611
QC Batch Method: SM 6200B
Analysis Method: SM 6200B
Analysis Description: 6200B MSV
Laboratory: Pace Analytical Services - Charlotte
Associated Lab Samples: 92588293001, 92588293002

METHOD BLANK: 3551246
Matrix: Water
Associated Lab Samples: 92588293001, 92588293002

Parameter	Units	Blank Result	Reporting Limit	MDL	Analyzed	Qualifiers
1,1,1,2-Tetrachloroethane	ug/L	ND	0.50	0.31	02/16/22 12:07	
1,1,1-Trichloroethane	ug/L	ND	0.50	0.33	02/16/22 12:07	
1,1,2,2-Tetrachloroethane	ug/L	ND	0.50	0.22	02/16/22 12:07	
1,1,2-Trichloroethane	ug/L	ND	0.50	0.32	02/16/22 12:07	
1,1-Dichloroethane	ug/L	ND	0.50	0.37	02/16/22 12:07	
1,1-Dichloroethene	ug/L	ND	0.50	0.35	02/16/22 12:07	
1,1-Dichloropropene	ug/L	ND	0.50	0.43	02/16/22 12:07	
1,2,3-Trichlorobenzene	ug/L	ND	2.0	0.81	02/16/22 12:07	
1,2,3-Trichloropropane	ug/L	ND	0.50	0.26	02/16/22 12:07	
1,2,4-Trichlorobenzene	ug/L	ND	2.0	0.64	02/16/22 12:07	
1,2,4-Trimethylbenzene	ug/L	ND	0.50	0.50	02/16/22 12:07	
1,2-Dibromo-3-chloropropane	ug/L	ND	1.0	0.34	02/16/22 12:07	
1,2-Dibromoethane (EDB)	ug/L	ND	0.50	0.27	02/16/22 12:07	
1,2-Dichlorobenzene	ug/L	ND	0.50	0.34	02/16/22 12:07	
1,2-Dichloroethane	ug/L	ND	0.50	0.32	02/16/22 12:07	
1,2-Dichloropropane	ug/L	ND	0.50	0.36	02/16/22 12:07	
1,3,5-Trimethylbenzene	ug/L	ND	0.50	0.33	02/16/22 12:07	
1,3-Dichlorobenzene	ug/L	ND	0.50	0.34	02/16/22 12:07	
1,3-Dichloropropane	ug/L	ND	0.50	0.28	02/16/22 12:07	
1,4-Dichlorobenzene	ug/L	ND	0.50	0.33	02/16/22 12:07	
2,2-Dichloropropane	ug/L	ND	0.50	0.39	02/16/22 12:07	
2-Chlorotoluene	ug/L	ND	0.50	0.32	02/16/22 12:07	
4-Chlorotoluene	ug/L	ND	0.50	0.32	02/16/22 12:07	
Benzene	ug/L	ND	0.50	0.34	02/16/22 12:07	
Bromobenzene	ug/L	ND	0.50	0.29	02/16/22 12:07	
Bromochloromethane	ug/L	ND	0.50	0.47	02/16/22 12:07	
Bromodichloromethane	ug/L	ND	0.50	0.31	02/16/22 12:07	
Bromoform	ug/L	ND	0.50	0.34	02/16/22 12:07	
Bromomethane	ug/L	ND	5.0	1.7	02/16/22 12:07	IH
Carbon tetrachloride	ug/L	ND	0.50	0.33	02/16/22 12:07	
Chlorobenzene	ug/L	ND	0.50	0.28	02/16/22 12:07	
Chloroethane	ug/L	ND	1.0	0.65	02/16/22 12:07	
Chloroform	ug/L	ND	0.50	0.35	02/16/22 12:07	
Chloromethane	ug/L	ND	1.0	0.54	02/16/22 12:07	
cis-1,2-Dichloroethene	ug/L	ND	0.50	0.38	02/16/22 12:07	
cis-1,3-Dichloropropene	ug/L	ND	0.50	0.36	02/16/22 12:07	
Dibromochloromethane	ug/L	ND	0.50	0.36	02/16/22 12:07	
Dibromomethane	ug/L	ND	0.50	0.39	02/16/22 12:07	
Dichlorodifluoromethane	ug/L	ND	0.50	0.35	02/16/22 12:07	
Diisopropyl ether	ug/L	ND	0.50	0.31	02/16/22 12:07	

Results presented on this page are in the units indicated by the "Units" column except where an alternate unit is presented to the right of the result.

This report shall not be reproduced, except in full,
without the written consent of Pace Analytical Services, LLC.

Pace Analytical Services, LLC
9800 Kincey Ave. Suite 100
Huntersville, NC 28078
(704)875-9092

QUALITY CONTROL DATA

Project: 2020-L1-2448
Pace Project No.: 92588293

METHOD BLANK: 3551246 Matrix: Water
Associated Lab Samples: 92588293001, 92588293002

Parameter	Units	Blank Result	Reporting Limit	MDL	Analyzed	Qualifiers
Ethanol	ug/L	ND	200	72.2	02/16/22 12:07	
Ethylbenzene	ug/L	ND	0.50	0.30	02/16/22 12:07	
Hexachloro-1,3-butadiene	ug/L	ND	2.0	1.5	02/16/22 12:07	
Isopropylbenzene (Cumene)	ug/L	ND	0.50	0.33	02/16/22 12:07	
m&p-Xylene	ug/L	ND	1.0	0.71	02/16/22 12:07	
Methyl-tert-butyl ether	ug/L	ND	0.50	0.42	02/16/22 12:07	
Methylene Chloride	ug/L	ND	2.0	2.0	02/16/22 12:07	
n-Butylbenzene	ug/L	ND	0.50	0.49	02/16/22 12:07	
n-Propylbenzene	ug/L	ND	0.50	0.34	02/16/22 12:07	
Naphthalene	ug/L	ND	2.0	0.64	02/16/22 12:07	
o-Xylene	ug/L	ND	0.50	0.34	02/16/22 12:07	
sec-Butylbenzene	ug/L	ND	0.50	0.40	02/16/22 12:07	
Styrene	ug/L	ND	0.50	0.29	02/16/22 12:07	
tert-Butylbenzene	ug/L	ND	0.50	0.32	02/16/22 12:07	
Tetrachloroethene	ug/L	ND	0.50	0.29	02/16/22 12:07	
Toluene	ug/L	ND	0.50	0.48	02/16/22 12:07	
trans-1,2-Dichloroethene	ug/L	ND	0.50	0.40	02/16/22 12:07	
trans-1,3-Dichloropropene	ug/L	ND	0.50	0.36	02/16/22 12:07	
Trichloroethene	ug/L	ND	0.50	0.38	02/16/22 12:07	
Trichlorofluoromethane	ug/L	ND	1.0	0.30	02/16/22 12:07	
Vinyl chloride	ug/L	ND	1.0	0.39	02/16/22 12:07	
1,2-Dichloroethane-d4 (S)	%	90	70-130		02/16/22 12:07	
4-Bromofluorobenzene (S)	%	97	70-130		02/16/22 12:07	
Toluene-d8 (S)	%	99	70-130		02/16/22 12:07	

LABORATORY CONTROL SAMPLE: 3551247

Parameter	Units	Spike Conc.	LCS Result	LCS % Rec	% Rec Limits	Qualifiers
1,1,1,2-Tetrachloroethane	ug/L	50	56.0	112	60-140	
1,1,1-Trichloroethane	ug/L	50	47.5	95	60-140	
1,1,2,2-Tetrachloroethane	ug/L	50	53.7	107	60-140	
1,1,2-Trichloroethane	ug/L	50	53.3	107	60-140	
1,1-Dichloroethane	ug/L	50	44.5	89	60-140	
1,1-Dichloroethene	ug/L	50	42.6	85	60-140	
1,1-Dichloropropene	ug/L	50	46.2	92	60-140	
1,2,3-Trichlorobenzene	ug/L	50	55.0	110	60-140	
1,2,3-Trichloropropane	ug/L	50	48.7	97	60-140	
1,2,4-Trichlorobenzene	ug/L	50	54.6	109	60-140	
1,2,4-Trimethylbenzene	ug/L	50	48.6	97	60-140	
1,2-Dibromo-3-chloropropane	ug/L	50	63.6	127	60-140	
1,2-Dibromoethane (EDB)	ug/L	50	54.0	108	60-140	
1,2-Dichlorobenzene	ug/L	50	50.1	100	60-140	
1,2-Dichloroethane	ug/L	50	47.5	95	60-140	
1,2-Dichloropropane	ug/L	50	49.5	99	60-140	

Results presented on this page are in the units indicated by the "Units" column except where an alternate unit is presented to the right of the result.

This report shall not be reproduced, except in full,
without the written consent of Pace Analytical Services, LLC.

Pace Analytical Services, LLC
9800 Kincey Ave. Suite 100
Huntersville, NC 28078
(704)875-9092

QUALITY CONTROL DATA

Project: 2020-L1-2448
Pace Project No.: 92588293

LABORATORY CONTROL SAMPLE: 3551247

Parameter	Units	Spike Conc.	LCS Result	LCS % Rec	% Rec Limits	Qualifiers
1,3,5-Trimethylbenzene	ug/L	50	48.9	98	60-140	
1,3-Dichlorobenzene	ug/L	50	52.6	105	60-140	
1,3-Dichloropropane	ug/L	50	50.8	102	60-140	
1,4-Dichlorobenzene	ug/L	50	50.5	101	60-140	
2,2-Dichloropropane	ug/L	50	47.0	94	60-140	
2-Chlorotoluene	ug/L	50	49.6	99	60-140	
4-Chlorotoluene	ug/L	50	48.4	97	60-140	
Benzene	ug/L	50	47.0	94	60-140	
Bromobenzene	ug/L	50	51.1	102	60-140	
Bromochloromethane	ug/L	50	50.5	101	60-140	
Bromodichloromethane	ug/L	50	53.8	108	60-140	
Bromoform	ug/L	50	63.5	127	60-140	
Bromomethane	ug/L	50	72.8	146	60-140	IH,L1
Carbon tetrachloride	ug/L	50	51.3	103	60-140	
Chlorobenzene	ug/L	50	50.9	102	60-140	
Chloroethane	ug/L	50	43.1	86	60-140	
Chloroform	ug/L	50	44.1	88	60-140	
Chloromethane	ug/L	50	49.9	100	60-140	
cis-1,2-Dichloroethene	ug/L	50	44.0	88	60-140	
cis-1,3-Dichloropropene	ug/L	50	53.4	107	60-140	
Dibromochloromethane	ug/L	50	56.8	114	60-140	
Dibromomethane	ug/L	50	56.5	113	60-140	
Dichlorodifluoromethane	ug/L	50	62.2	124	60-140	
Diisopropyl ether	ug/L	50	38.4	77	60-140	
Ethanol	ug/L	2000	1650	83	60-140	
Ethylbenzene	ug/L	50	49.1	98	60-140	
Hexachloro-1,3-butadiene	ug/L	50	61.8	124	60-140	
Isopropylbenzene (Cumene)	ug/L	50	51.3	103	60-140	
m&p-Xylene	ug/L	100	99.8	100	60-140	
Methyl-tert-butyl ether	ug/L	50	44.5	89	60-140	
Methylene Chloride	ug/L	50	44.1	88	60-140	
n-Butylbenzene	ug/L	50	49.7	99	60-140	
n-Propylbenzene	ug/L	50	48.6	97	60-140	
Naphthalene	ug/L	50	52.1	104	60-140	
o-Xylene	ug/L	50	52.3	105	60-140	
sec-Butylbenzene	ug/L	50	49.7	99	60-140	
Styrene	ug/L	50	54.0	108	60-140	
tert-Butylbenzene	ug/L	50	43.2	86	60-140	
Tetrachloroethene	ug/L	50	51.1	102	60-140	
Toluene	ug/L	50	48.5	97	60-140	
trans-1,2-Dichloroethene	ug/L	50	44.0	88	60-140	
trans-1,3-Dichloropropene	ug/L	50	54.1	108	60-140	
Trichloroethene	ug/L	50	52.1	104	60-140	
Trichlorofluoromethane	ug/L	50	43.3	87	60-140	
Vinyl chloride	ug/L	50	51.4	103	60-140	
1,2-Dichloroethane-d4 (S)	%			90	70-130	
4-Bromofluorobenzene (S)	%			99	70-130	

Results presented on this page are in the units indicated by the "Units" column except where an alternate unit is presented to the right of the result.

This report shall not be reproduced, except in full,
without the written consent of Pace Analytical Services, LLC.

Pace Analytical Services, LLC
9800 Kincey Ave. Suite 100
Huntersville, NC 28078
(704)875-9092

QUALITY CONTROL DATA

Project: 2020-L1-2448
Pace Project No.: 92588293

LABORATORY CONTROL SAMPLE: 3551247

Parameter	Units	Spike Conc.	LCS Result	LCS % Rec	% Rec Limits	Qualifiers
Toluene-d8 (S)	%			99	70-130	

MATRIX SPIKE & MATRIX SPIKE DUPLICATE: 3551248 3551249

Parameter	Units	92588275001 Result	MS Spike Conc.	MSD Spike Conc.	MS Result	MSD Result	MS % Rec	MSD % Rec	% Rec Limits	RPD	Max RPD	Qual
1,1,1,2-Tetrachloroethane	ug/L	ND	20	20	22.8	22.5	114	112	60-140	2	30	
1,1,1-Trichloroethane	ug/L	ND	20	20	22.9	23.3	114	116	60-140	2	30	
1,1,2,2-Tetrachloroethane	ug/L	ND	20	20	20.7	20.5	103	103	60-140	1	30	
1,1,2-Trichloroethane	ug/L	ND	20	20	21.8	21.2	109	106	60-140	3	30	
1,1-Dichloroethane	ug/L	ND	20	20	19.8	20.3	99	102	60-140	3	30	
1,1-Dichloroethene	ug/L	ND	20	20	21.5	22.6	107	113	60-140	5	30	
1,1-Dichloropropene	ug/L	ND	20	20	22.5	23.2	112	116	60-140	3	30	
1,2,3-Trichlorobenzene	ug/L	ND	20	20	25.0	23.0	125	115	60-140	8	30	
1,2,3-Trichloropropane	ug/L	ND	20	20	19.6	19.6	98	98	60-140	0	30	
1,2,4-Trichlorobenzene	ug/L	ND	20	20	24.3	22.3	122	112	60-140	9	30	
1,2,4-Trimethylbenzene	ug/L	ND	20	20	20.4	19.9	102	99	60-140	3	30	
1,2-Dibromo-3-chloropropane	ug/L	ND	20	20	25.5	24.7	128	123	60-140	4	30	
1,2-Dibromoethane (EDB)	ug/L	ND	20	20	22.7	21.4	113	107	60-140	6	30	
1,2-Dichlorobenzene	ug/L	ND	20	20	20.3	19.3	101	96	60-140	5	30	
1,2-Dichloroethane	ug/L	ND	20	20	19.6	19.4	98	97	60-140	1	30	
1,2-Dichloropropane	ug/L	ND	20	20	21.4	21.1	107	106	60-140	1	30	
1,3,5-Trimethylbenzene	ug/L	ND	20	20	21.2	20.3	106	101	60-140	4	30	
1,3-Dichlorobenzene	ug/L	ND	20	20	21.4	20.7	107	104	60-140	3	30	
1,3-Dichloropropane	ug/L	ND	20	20	20.6	20.4	103	102	60-140	1	30	
1,4-Dichlorobenzene	ug/L	ND	20	20	20.9	20.1	104	101	60-140	4	30	
2,2-Dichloropropane	ug/L	ND	20	20	21.8	23.7	109	119	60-140	8	30	
2-Chlorotoluene	ug/L	ND	20	20	20.9	20.2	104	101	60-140	3	30	
4-Chlorotoluene	ug/L	ND	20	20	19.9	19.2	100	96	60-140	3	30	
Benzene	ug/L	ND	20	20	21.1	21.3	105	106	60-140	1	30	
Bromobenzene	ug/L	ND	20	20	20.9	21.0	105	105	60-140	0	30	
Bromochloromethane	ug/L	ND	20	20	21.5	21.5	108	108	60-140	0	30	
Bromodichloromethane	ug/L	ND	20	20	22.5	21.7	113	108	60-140	4	30	
Bromoform	ug/L	ND	20	20	23.6	23.6	118	118	60-140	0	30	
Bromomethane	ug/L	ND	20	20	36.8	33.3	184	166	60-140	10	30	IH,M0
Carbon tetrachloride	ug/L	ND	20	20	26.6	26.9	133	134	60-140	1	30	
Chlorobenzene	ug/L	ND	20	20	21.9	21.3	109	106	60-140	3	30	
Chloroethane	ug/L	ND	20	20	24.2	23.3	121	117	60-140	4	30	
Chloroform	ug/L	ND	20	20	19.8	20.2	99	101	60-140	2	30	
Chloromethane	ug/L	ND	20	20	21.1	21.2	105	106	60-140	0	30	
cis-1,2-Dichloroethene	ug/L	ND	20	20	19.8	20.0	99	100	60-140	1	30	
cis-1,3-Dichloropropene	ug/L	ND	20	20	22.0	22.3	110	111	60-140	1	30	
Dibromochloromethane	ug/L	ND	20	20	22.0	21.8	110	109	60-140	1	30	
Dibromomethane	ug/L	ND	20	20	23.7	23.2	118	116	60-140	2	30	

Results presented on this page are in the units indicated by the "Units" column except where an alternate unit is presented to the right of the result.

REPORT OF LABORATORY ANALYSIS

This report shall not be reproduced, except in full,
without the written consent of Pace Analytical Services, LLC.

Pace Analytical Services, LLC
9800 Kincey Ave. Suite 100
Huntersville, NC 28078
(704)875-9092

QUALITY CONTROL DATA

Project: 2020-L1-2448
Pace Project No.: 92588293

MATRIX SPIKE & MATRIX SPIKE DUPLICATE: 3551248 3551249

Parameter	Units	92588275001 Result	MS Spike Conc.	MSD Spike Conc.	MS Result	MSD Result	MS % Rec	MSD % Rec	% Rec Limits	RPD	Max RPD	Qual
Dichlorodifluoromethane	ug/L	ND	20	20	41.5	48.2	208	241	60-140	15	30	M1
Diisopropyl ether	ug/L	ND	20	20	16.5	16.9	82	84	60-140	2	30	
Ethanol	ug/L	ND	800	800	756	728	95	91	60-140	4	30	
Ethylbenzene	ug/L	ND	20	20	21.4	21.1	107	106	60-140	1	30	
Hexachloro-1,3-butadiene	ug/L	ND	20	20	32.4	29.9	162	149	60-140	8	30	M1
Isopropylbenzene (Cumene)	ug/L	ND	20	20	22.8	22.1	114	110	60-140	3	30	
m&p-Xylene	ug/L	ND	40	40	42.7	42.1	107	105	60-140	2	30	
Methyl-tert-butyl ether	ug/L	ND	20	20	19.0	18.8	95	94	60-140	1	30	
Methylene Chloride	ug/L	ND	20	20	18.7	19.2	93	96	60-140	3	30	
n-Butylbenzene	ug/L	ND	20	20	22.8	22.0	114	110	60-140	4	30	
n-Propylbenzene	ug/L	ND	20	20	21.1	20.8	106	104	60-140	2	30	
Naphthalene	ug/L	ND	20	20	22.0	20.3	110	101	60-140	8	30	
o-Xylene	ug/L	ND	20	20	22.2	21.2	111	106	60-140	5	30	
sec-Butylbenzene	ug/L	ND	20	20	22.6	22.2	113	111	60-140	2	30	
Styrene	ug/L	ND	20	20	21.8	21.5	109	107	60-140	2	30	
tert-Butylbenzene	ug/L	ND	20	20	18.9	18.3	95	92	60-140	3	30	
Tetrachloroethene	ug/L	ND	20	20	24.3	24.2	121	121	60-140	0	30	
Toluene	ug/L	ND	20	20	21.2	21.2	106	106	60-140	0	30	
trans-1,2-Dichloroethene	ug/L	ND	20	20	20.9	21.3	104	107	60-140	2	30	
trans-1,3-Dichloropropene	ug/L	ND	20	20	21.9	21.6	109	108	60-140	1	30	
Trichloroethene	ug/L	ND	20	20	23.3	23.0	117	115	60-140	1	30	
Trichlorofluoromethane	ug/L	ND	20	20	27.3	29.6	137	148	60-140	8	30	M1
Vinyl chloride	ug/L	ND	20	20	23.8	25.0	119	125	60-140	5	30	
1,2-Dichloroethane-d4 (S)	%						86	89	70-130			
4-Bromofluorobenzene (S)	%						98	100	70-130			
Toluene-d8 (S)	%						99	100	70-130			

Results presented on this page are in the units indicated by the "Units" column except where an alternate unit is presented to the right of the result.

This report shall not be reproduced, except in full,
without the written consent of Pace Analytical Services, LLC.

Pace Analytical Services, LLC
9800 Kincey Ave. Suite 100
Huntersville, NC 28078
(704)875-9092

QUALIFIERS

Project: 2020-L1-2448
Pace Project No.: 92588293

DEFINITIONS

DF - Dilution Factor, if reported, represents the factor applied to the reported data due to dilution of the sample aliquot.

ND - Not Detected at or above adjusted reporting limit.

TNTC - Too Numerous To Count

J - Estimated concentration above the adjusted method detection limit and below the adjusted reporting limit.

MDL - Adjusted Method Detection Limit.

PQL - Practical Quantitation Limit.

RL - Reporting Limit - The lowest concentration value that meets project requirements for quantitative data with known precision and bias for a specific analyte in a specific matrix.

S - Surrogate

1,2-Diphenylhydrazine decomposes to and cannot be separated from Azobenzene using Method 8270. The result for each analyte is a combined concentration.

Consistent with EPA guidelines, unrounded data are displayed and have been used to calculate % recovery and RPD values.

LCS(D) - Laboratory Control Sample (Duplicate)

MS(D) - Matrix Spike (Duplicate)

DUP - Sample Duplicate

RPD - Relative Percent Difference

NC - Not Calculable.

SG - Silica Gel - Clean-Up

U - Indicates the compound was analyzed for, but not detected.

Acid preservation may not be appropriate for 2 Chloroethylvinyl ether.

A separate vial preserved to a pH of 4-5 is recommended in SW846 Chapter 4 for the analysis of Acrolein and Acrylonitrile by EPA Method 8260.

N-Nitrosodiphenylamine decomposes and cannot be separated from Diphenylamine using Method 8270. The result reported for each analyte is a combined concentration.

Reported results are not rounded until the final step prior to reporting. Therefore, calculated parameters that are typically reported as "Total" may vary slightly from the sum of the reported component parameters.

Pace Analytical is TNI accredited. Contact your Pace PM for the current list of accredited analytes.

TNI - The NELAC Institute.

ANALYTE QUALIFIERS

IH	This analyte exceeded secondary source verification criteria high for the initial calibration. The reported results should be considered an estimated value.
L1	Analyte recovery in the laboratory control sample (LCS) was above QC limits. Results for this analyte in associated samples may be biased high.
M0	Matrix spike recovery and/or matrix spike duplicate recovery was outside laboratory control limits.
M1	Matrix spike recovery exceeded QC limits. Batch accepted based on laboratory control sample (LCS) recovery.
N2	The lab does not hold NELAC/TNI accreditation for this parameter but other accreditations/certifications may apply. A complete list of accreditations/certifications is available upon request.

This report shall not be reproduced, except in full,
without the written consent of Pace Analytical Services, LLC.

Pace Analytical Services, LLC
9800 Kincey Ave. Suite 100
Huntersville, NC 28078
(704)875-9092

QUALITY CONTROL DATA CROSS REFERENCE TABLE

Project: 2020-L1-2448
Pace Project No.: 92588293

Lab ID	Sample ID	QC Batch Method	QC Batch	Analytical Method	Analytical Batch
92588293001	**DUP-1**	MADEP VPH	679154		
92588293002	**FB-1**	MADEP VPH	679154		
92588293001	**DUP-1**	EPA 3010A	679392	EPA 6010D	679527
92588293002	**FB-1**	EPA 3010A	679392	EPA 6010D	679527
92588293001	**DUP-1**	SM 6200B	678611		
92588293002	**FB-1**	SM 6200B	678611		

This report shall not be reproduced, except in full,
without the written consent of Pace Analytical Services, LLC.

Pace Analytical

CHAIN-OF-CUSTODY Analytical Request Document

Chain-of-Custody is a LEGAL DOCUMENT - Complete all relevent fields

LAB U WO#: 92588293

92588293

Number or

Conta.

Company: Apex Companies	Billing Information:
Address:	
Report To: Andrew Street	Email To: andrew.street@apexcos.com
Copy To:	Site Collection Info/Address:
Customer Project Name/Number: 2020-LI-2448	State: NC County/City: Huntersville Time Zone Collected: [ ] PT [ ] MT [ ] CT [ ] ET
Phone: Email:	Site/Facility ID #: Compliance Monitoring? [ ] Yes [ ] No
Collected By (print): Matt T.	Purchase Order #: Quote #: DW PWS ID #: DW Location Code:
Collected By (signature):	Turnaround Date Required: ASAP Immediately Packed on Ice: [ ] Yes [ ] No
Sample Disposal: [ ] Dispose as appropriate [ ] Return [ ] Archive: ____ [ ] Hold: ____	Rush: [ ] Same Day [ ] Next Day [ ] 2 Day [ ] 3 Day [ ] 4 Day [ ] 5 Day (Expedite Charges Apply) Field Filtered (if applicable): [ ] Yes [ ] No Analysis: ____

** Preservative Types: (1) nitric acid, (2) sulfuric acid, (3) hydrochloric acid, (4) sodium hydroxide, (5) zinc acetate, (6) methanol, (7) sodium bisulfate, (8) sodium thiosulfate, (9) hexane, (A) ascorbic acid, (B) ammonium sulfate, (C) ammonium hydroxide, (D) TSP, (U) Unpreserved, (O) Other ____

* Matrix Codes (Insert in Matrix box below): Drinking Water (DW), Ground Water (GW), Wastewater (WW), Product (P), Soil/Solid (SL), Oil (OL), Wipe (WP), Air (AR), Tissue (TS), Bioassay (B), Vapor (V), Other (OT)

Customer Sample ID	Matrix *	Comp / Grab	Collected (or Composite Start) Date	Collected (or Composite Start) Time	Composite End Date	Composite End Time	Res Cl	# of Ctns	VOCs 6200B	MADEP VPH	LEAD
DUP-1	DW	G	2-15-22	—				8	X	X	X
FB-1	DW	G	2-15-22	—				8	X	X	X
~~TripBlank~~	~~OT~~	~~—~~	~~2-15-22~~	~~—~~				~~2~~	~~X~~		

Analyses

Lab Profile/Line:

Lab Sample Receipt Checklist:

Custody Seals Present/Intact	Y	N	NA
Custody Signatures Present	Y	N	NA
Collector Signature Present	Y	N	NA
Bottles Intact	Y	N	NA
Correct Bottles	Y	N	NA
Sufficient Volume	Y	N	NA
Samples Received on Ice	Y	N	NA
VOA - Headspace Acceptable	Y	N	NA
USDA Regulated Soils	Y	N	NA
Samples in Holding Time	Y	N	NA
Residual Chlorine Present	Y	N	NA
Cl Strips:			
Sample pH Acceptable	Y	N	NA
pH Strips: 273614AH			
Sulfide Present	Y	N	NA
Lead Acetate Strips:			

KB 2/1

LAB USE ONLY:
Lab Sample # / Comments:
92588293
cel
cel

Customer Remarks / Special Conditions / Possible Hazards:

Type of Ice Used: Wet Blue Dry None

Packing Material Used: bubble bag

Radchem sample(s) screened (<500 cpm): Y N NA

SHORT HOLDS PRESENT (<72 hours): Y N N/A

Lab Tracking #: 2632554

Samples received via: FEDEX UPS Client Courier Pace Courier

Lab Sample Temperature Info:
Temp Blank Received: Y N NA
Therm ID#: ____
Cooler 1 Temp Upon Receipt: 4.1 oC
Cooler 1 Therm Corr. Factor: 0 oC
Cooler 1 Corrected Temp: 4.1 oC
Comments:

Relinquished by/Company: (Signature)	Date/Time:	Received by/Company: (Signature)	Date/Time:
Matt T. / Apex	2-15-22 / 1407	KH Pace HVL	2/15/22 1407
Relinquished by/Company: (Signature)	Date/Time:	Received by/Company: (Signature)	Date/Time:
Relinquished by/Company: (Signature)	Date/Time:	Received by/Company: (Signature)	Date/Time:

MTJL LAB USE ONLY
Table #:
Acctnum:
Template:
Prelogin:
PM:
PB:

Trip Blank Received: Y N NA
HCL MeOH TSP Other

Non Conformance(s): YES / NO

Page: ____ of: ____

Pace Analytical Services, LLC
9800 Kincey Ave. Suite 100
Huntersville, NC 28078
(704)875-9092

March 09, 2022

Andrew Street
Apex Companies - NC
5900 Northwoods Business Pkwy
Suite 5900-0
Charlotte, NC 28269

RE: Project: 2020-LI-2448
Pace Project No.: 92589477

Dear Andrew Street:

Enclosed are the analytical results for sample(s) received by the laboratory on February 22, 2022. The results relate only to the samples included in this report. Results reported herein conform to the applicable TNI/NELAC Standards and the laboratory's Quality Manual, where applicable, unless otherwise noted in the body of the report.

The test results provided in this final report were generated by each of the following laboratories within the Pace Network:

- Pace Analytical Services - Asheville
- Pace Analytical Services - Charlotte

If you have any questions concerning this report, please feel free to contact me.

Sincerely,

Angela M. Baioni

Angela Baioni
angela.baioni@pacelabs.com
(704)875-9092
Project Manager

Enclosures

cc: J Culbreath, Colonial Pipeline Company
Naomi Fretz, APEX Companies, LLC
Robert Hughes, Colonial Pipeline
Cameron Lee, Montrose-EPS
Jamie Moran, APEX Companies, LLC
Jeff Morrison, Colonial Pipeline Company
Tom Naumann, APEX Companies - NC
Joe Nicolette, Montrose-EPS
Kaitlyn Nootens, Apex Companies
Christopher Schultz, Apex Companies
Matt Teixeira, Apex Companies, LLC
Michael Verdon, Colonial Pipeline Company
JM Wyatt, Colonial Pipeline Company

REPORT OF LABORATORY ANALYSIS

This report shall not be reproduced, except in full,
without the written consent of Pace Analytical Services, LLC.

Pace Analytical Services, LLC
9800 Kincey Ave. Suite 100
Huntersville, NC 28078
(704)875-9092

CERTIFICATIONS

Project: 2020-LI-2448
Pace Project No.: 92589477

Pace Analytical Services Charlotte

South Carolina Laboratory ID: 99006
9800 Kincey Ave. Ste 100, Huntersville, NC 28078
North Carolina Drinking Water Certification #: 37706
North Carolina Field Services Certification #: 5342
North Carolina Wastewater Certification #: 12
South Carolina Laboratory ID: 99006
South Carolina Certification #: 99006001
South Carolina Drinking Water Cert. #: 99006003
Florida/NELAP Certification #: E87627
Kentucky UST Certification #: 84
Louisiana DoH Drinking Water #: LA029
Virginia/VELAP Certification #: 460221

Pace Analytical Services Asheville

2225 Riverside Drive, Asheville, NC 28804
Florida/NELAP Certification #: E87648
North Carolina Drinking Water Certification #: 37712
North Carolina Wastewater Certification #: 40
South Carolina Laboratory ID: 99030
South Carolina Certification #: 99030001
Virginia/VELAP Certification #: 460222

This report shall not be reproduced, except in full,
without the written consent of Pace Analytical Services, LLC.

Pace Analytical Services, LLC
9800 Kincey Ave. Suite 100
Huntersville, NC 28078
(704)875-9092

SAMPLE SUMMARY

Project: 2020-LI-2448
Pace Project No.: 92589477

Lab ID	Sample ID	Matrix	Date Collected	Date Received
92589477001	**14401_HC_RD**	Water	02/22/22 08:25	02/22/22 11:35

This report shall not be reproduced, except in full,
without the written consent of Pace Analytical Services, LLC.

Pace Analytical Services, LLC
9800 Kincey Ave. Suite 100
Huntersville, NC 28078
(704)875-9092

SAMPLE ANALYTE COUNT

Project: 2020-LI-2448
Pace Project No.: 92589477

Lab ID	Sample ID	Method	Analysts	Analytes Reported	Laboratory
92589477001	**14401_HC_RD**	MADEP VPH	MAD	6	PASI-C
		EPA 6010D	CBV	1	PASI-A
		SM 6200B	CL	64	PASI-C

PASI-A = Pace Analytical Services - Asheville
PASI-C = Pace Analytical Services - Charlotte

This report shall not be reproduced, except in full,
without the written consent of Pace Analytical Services, LLC.

Pace Analytical Services, LLC
9800 Kincey Ave. Suite 100
Huntersville, NC 28078
(704)875-9092

ANALYTICAL RESULTS

Project: 2020-LI-2448
Pace Project No.: 92589477

Sample: 14401_HC_RD **Lab ID: 92589477001** Collected: 02/22/22 08:25 Received: 02/22/22 11:35 Matrix: Water

Parameters	Results	Units	Report Limit	MDL	DF	Prepared	Analyzed	CAS No.	Qual
VPH NC Water	Analytical Method: MADEP VPH								
	Pace Analytical Services - Charlotte								
Total VPH (C5-C12)	ND	ug/L	50.0	50.0	1		02/22/22 21:34		N2
Aliphatic (C05-C08)	ND	ug/L	50.0	50.0	1		02/22/22 21:34		N2
Aliphatic(C09-C12) Adjusted	ND	ug/L	50.0	50.0	1		02/22/22 21:34		N2
Aromatic (C09-C10)	ND	ug/L	50.0	50.0	1		02/22/22 21:34		N2
Surrogates									
4-Bromofluorobenzene (FID) (S)	98	%	70-130		1		02/22/22 21:34	460-00-4	
4-Bromofluorobenzene (PID) (S)	95	%	70-130		1		02/22/22 21:34	460-00-4	
6010 MET ICP	Analytical Method: EPA 6010D Preparation Method: EPA 3010A								
	Pace Analytical Services - Asheville								
Lead	ND	ug/L	5.0	4.5	1	03/05/22 02:01	03/06/22 21:08	7439-92-1	
6200B MSV	Analytical Method: SM 6200B								
	Pace Analytical Services - Charlotte								
Benzene	ND	ug/L	0.50	0.34	1		02/23/22 17:17	71-43-2	
Bromobenzene	ND	ug/L	0.50	0.29	1		02/23/22 17:17	108-86-1	
Bromochloromethane	ND	ug/L	0.50	0.47	1		02/23/22 17:17	74-97-5	
Bromodichloromethane	ND	ug/L	0.50	0.31	1		02/23/22 17:17	75-27-4	
Bromoform	ND	ug/L	0.50	0.34	1		02/23/22 17:17	75-25-2	
Bromomethane	ND	ug/L	5.0	1.7	1		02/23/22 17:17	74-83-9	
n-Butylbenzene	ND	ug/L	0.50	0.49	1		02/23/22 17:17	104-51-8	
sec-Butylbenzene	ND	ug/L	0.50	0.40	1		02/23/22 17:17	135-98-8	
tert-Butylbenzene	ND	ug/L	0.50	0.32	1		02/23/22 17:17	98-06-6	
Carbon tetrachloride	ND	ug/L	0.50	0.33	1		02/23/22 17:17	56-23-5	
Chlorobenzene	ND	ug/L	0.50	0.28	1		02/23/22 17:17	108-90-7	
Chloroethane	ND	ug/L	1.0	0.65	1		02/23/22 17:17	75-00-3	
Chloroform	ND	ug/L	0.50	0.35	1		02/23/22 17:17	67-66-3	
Chloromethane	ND	ug/L	1.0	0.54	1		02/23/22 17:17	74-87-3	
2-Chlorotoluene	ND	ug/L	0.50	0.32	1		02/23/22 17:17	95-49-8	
4-Chlorotoluene	ND	ug/L	0.50	0.32	1		02/23/22 17:17	106-43-4	
1,2-Dibromo-3-chloropropane	ND	ug/L	1.0	0.34	1		02/23/22 17:17	96-12-8	
Dibromochloromethane	ND	ug/L	0.50	0.36	1		02/23/22 17:17	124-48-1	
1,2-Dibromoethane (EDB)	ND	ug/L	0.50	0.27	1		02/23/22 17:17	106-93-4	
Dibromomethane	ND	ug/L	0.50	0.39	1		02/23/22 17:17	74-95-3	
1,2-Dichlorobenzene	ND	ug/L	0.50	0.34	1		02/23/22 17:17	95-50-1	
1,3-Dichlorobenzene	ND	ug/L	0.50	0.34	1		02/23/22 17:17	541-73-1	
1,4-Dichlorobenzene	ND	ug/L	0.50	0.33	1		02/23/22 17:17	106-46-7	
Dichlorodifluoromethane	ND	ug/L	0.50	0.35	1		02/23/22 17:17	75-71-8	
1,1-Dichloroethane	ND	ug/L	0.50	0.37	1		02/23/22 17:17	75-34-3	
1,2-Dichloroethane	ND	ug/L	0.50	0.32	1		02/23/22 17:17	107-06-2	
1,1-Dichloroethene	ND	ug/L	0.50	0.35	1		02/23/22 17:17	75-35-4	
cis-1,2-Dichloroethene	ND	ug/L	0.50	0.38	1		02/23/22 17:17	156-59-2	
trans-1,2-Dichloroethene	ND	ug/L	0.50	0.40	1		02/23/22 17:17	156-60-5	
1,2-Dichloropropane	ND	ug/L	0.50	0.36	1		02/23/22 17:17	78-87-5	
1,3-Dichloropropane	ND	ug/L	0.50	0.28	1		02/23/22 17:17	142-28-9	

This report shall not be reproduced, except in full,
without the written consent of Pace Analytical Services, LLC.

Pace Analytical Services, LLC
9800 Kincey Ave. Suite 100
Huntersville, NC 28078
(704)875-9092

ANALYTICAL RESULTS

Project: 2020-LI-2448
Pace Project No.: 92589477

Sample: 14401_HC_RD **Lab ID: 92589477001** Collected: 02/22/22 08:25 Received: 02/22/22 11:35 Matrix: Water

Parameters	Results	Units	Report Limit	MDL	DF	Prepared	Analyzed	CAS No.	Qual
6200B MSV	Analytical Method: SM 6200B								
	Pace Analytical Services - Charlotte								
2,2-Dichloropropane	ND	ug/L	0.50	0.39	1		02/23/22 17:17	594-20-7	IL
1,1-Dichloropropene	ND	ug/L	0.50	0.43	1		02/23/22 17:17	563-58-6	
cis-1,3-Dichloropropene	ND	ug/L	0.50	0.36	1		02/23/22 17:17	10061-01-5	
trans-1,3-Dichloropropene	ND	ug/L	0.50	0.36	1		02/23/22 17:17	10061-02-6	
Diisopropyl ether	ND	ug/L	0.50	0.31	1		02/23/22 17:17	108-20-3	
Ethanol	ND	ug/L	200	72.2	1		02/23/22 17:17	64-17-5	
Ethylbenzene	ND	ug/L	0.50	0.30	1		02/23/22 17:17	100-41-4	
Hexachloro-1,3-butadiene	ND	ug/L	2.0	1.5	1		02/23/22 17:17	87-68-3	
Isopropylbenzene (Cumene)	ND	ug/L	0.50	0.33	1		02/23/22 17:17	98-82-8	
Methylene Chloride	ND	ug/L	2.0	2.0	1		02/23/22 17:17	75-09-2	
Methyl-tert-butyl ether	ND	ug/L	0.50	0.42	1		02/23/22 17:17	1634-04-4	
Naphthalene	ND	ug/L	2.0	0.64	1		02/23/22 17:17	91-20-3	
n-Propylbenzene	ND	ug/L	0.50	0.34	1		02/23/22 17:17	103-65-1	
Styrene	ND	ug/L	0.50	0.29	1		02/23/22 17:17	100-42-5	
1,1,1,2-Tetrachloroethane	ND	ug/L	0.50	0.31	1		02/23/22 17:17	630-20-6	
1,1,2,2-Tetrachloroethane	ND	ug/L	0.50	0.22	1		02/23/22 17:17	79-34-5	
Tetrachloroethene	ND	ug/L	0.50	0.29	1		02/23/22 17:17	127-18-4	
Toluene	ND	ug/L	0.50	0.48	1		02/23/22 17:17	108-88-3	
1,2,3-Trichlorobenzene	ND	ug/L	2.0	0.81	1		02/23/22 17:17	87-61-6	
1,2,4-Trichlorobenzene	ND	ug/L	2.0	0.64	1		02/23/22 17:17	120-82-1	
1,1,1-Trichloroethane	ND	ug/L	0.50	0.33	1		02/23/22 17:17	71-55-6	
1,1,2-Trichloroethane	ND	ug/L	0.50	0.32	1		02/23/22 17:17	79-00-5	
Trichloroethene	ND	ug/L	0.50	0.38	1		02/23/22 17:17	79-01-6	
Trichlorofluoromethane	ND	ug/L	1.0	0.30	1		02/23/22 17:17	75-69-4	
1,2,3-Trichloropropane	ND	ug/L	0.50	0.26	1		02/23/22 17:17	96-18-4	
1,2,4-Trimethylbenzene	ND	ug/L	0.50	0.50	1		02/23/22 17:17	95-63-6	
1,3,5-Trimethylbenzene	ND	ug/L	0.50	0.33	1		02/23/22 17:17	108-67-8	
Vinyl chloride	ND	ug/L	1.0	0.39	1		02/23/22 17:17	75-01-4	
m&p-Xylene	ND	ug/L	1.0	0.71	1		02/23/22 17:17	179601-23-1	
o-Xylene	ND	ug/L	0.50	0.34	1		02/23/22 17:17	95-47-6	
Surrogates									
1,2-Dichloroethane-d4 (S)	101	%	70-130		1		02/23/22 17:17	17060-07-0	
4-Bromofluorobenzene (S)	97	%	70-130		1		02/23/22 17:17	460-00-4	
Toluene-d8 (S)	97	%	70-130		1		02/23/22 17:17	2037-26-5	

This report shall not be reproduced, except in full,
without the written consent of Pace Analytical Services, LLC.

Pace Analytical Services, LLC
9800 Kincey Ave. Suite 100
Huntersville, NC 28078
(704)875-9092

QUALITY CONTROL DATA

Project: 2020-LI-2448
Pace Project No.: 92589477

QC Batch: 680135
QC Batch Method: MADEP VPH
Analysis Method: MADEP VPH
Analysis Description: VPH NC Water
Laboratory: Pace Analytical Services - Charlotte
Associated Lab Samples: 92589477001

METHOD BLANK: 3558538
Matrix: Water
Associated Lab Samples: 92589477001

Parameter	Units	Blank Result	Reporting Limit	MDL	Analyzed	Qualifiers
Aliphatic (C05-C08)	ug/L	ND	50.0	50.0	02/22/22 12:54	N2
Aromatic (C09-C10)	ug/L	ND	50.0	50.0	02/22/22 12:54	N2
4-Bromofluorobenzene (FID) (S)	%	104	70-130		02/22/22 12:54	
4-Bromofluorobenzene (PID) (S)	%	101	70-130		02/22/22 12:54	

LABORATORY CONTROL SAMPLE & LCSD: 3558539 3558540

Parameter	Units	Spike Conc.	LCS Result	LCSD Result	LCS % Rec	LCSD % Rec	% Rec Limits	RPD	Max RPD	Qualifiers
Aliphatic (C05-C08)	ug/L	300	314	356	105	119	70-130	13	25	N2
Aromatic (C09-C10)	ug/L	100	103	104	103	104	70-130	1	25	N2
4-Bromofluorobenzene (FID) (S)	%				105	103	70-130			
4-Bromofluorobenzene (PID) (S)	%				102	100	70-130			

Results presented on this page are in the units indicated by the "Units" column except where an alternate unit is presented to the right of the result.

This report shall not be reproduced, except in full,
without the written consent of Pace Analytical Services, LLC.

Pace Analytical Services, LLC
9800 Kincey Ave. Suite 100
Huntersville, NC 28078
(704)875-9092

QUALITY CONTROL DATA

Project: 2020-LI-2448
Pace Project No.: 92589477

QC Batch: 681174
QC Batch Method: EPA 3010A
Analysis Method: EPA 6010D
Analysis Description: 6010 MET
Laboratory: Pace Analytical Services - Asheville
Associated Lab Samples: 92589477001

METHOD BLANK: 3563749
Matrix: Water
Associated Lab Samples: 92589477001

Parameter	Units	Blank Result	Reporting Limit	MDL	Analyzed	Qualifiers
Lead	ug/L	ND	5.0	4.5	03/06/22 20:12	

LABORATORY CONTROL SAMPLE: 3563750

Parameter	Units	Spike Conc.	LCS Result	LCS % Rec	% Rec Limits	Qualifiers
Lead	ug/L	500	508	102	80-120	

MATRIX SPIKE & MATRIX SPIKE DUPLICATE: 3563751 3563752

Parameter	Units	92585145005 Result	MS Spike Conc.	MSD Spike Conc.	MS Result	MSD Result	MS % Rec	MSD % Rec	% Rec Limits	RPD	Max RPD	Qual
Lead	ug/L	ND	500	500	522	524	104	105	75-125	1	20	

Results presented on this page are in the units indicated by the "Units" column except where an alternate unit is presented to the right of the result.

REPORT OF LABORATORY ANALYSIS

This report shall not be reproduced, except in full,
without the written consent of Pace Analytical Services, LLC.

Pace Analytical Services, LLC
9800 Kincey Ave. Suite 100
Huntersville, NC 28078
(704)875-9092

QUALITY CONTROL DATA

Project: 2020-LI-2448
Pace Project No.: 92589477

QC Batch: 680357
QC Batch Method: SM 6200B
Analysis Method: SM 6200B
Analysis Description: 6200B MSV
Laboratory: Pace Analytical Services - Charlotte
Associated Lab Samples: 92589477001

METHOD BLANK: 3559549
Matrix: Water
Associated Lab Samples: 92589477001

Parameter	Units	Blank Result	Reporting Limit	MDL	Analyzed	Qualifiers
1,1,1,2-Tetrachloroethane	ug/L	ND	0.50	0.31	02/23/22 16:04	
1,1,1-Trichloroethane	ug/L	ND	0.50	0.33	02/23/22 16:04	
1,1,2,2-Tetrachloroethane	ug/L	ND	0.50	0.22	02/23/22 16:04	
1,1,2-Trichloroethane	ug/L	ND	0.50	0.32	02/23/22 16:04	
1,1-Dichloroethane	ug/L	ND	0.50	0.37	02/23/22 16:04	
1,1-Dichloroethene	ug/L	ND	0.50	0.35	02/23/22 16:04	
1,1-Dichloropropene	ug/L	ND	0.50	0.43	02/23/22 16:04	
1,2,3-Trichlorobenzene	ug/L	ND	2.0	0.81	02/23/22 16:04	
1,2,3-Trichloropropane	ug/L	ND	0.50	0.26	02/23/22 16:04	
1,2,4-Trichlorobenzene	ug/L	ND	2.0	0.64	02/23/22 16:04	
1,2,4-Trimethylbenzene	ug/L	ND	0.50	0.50	02/23/22 16:04	
1,2-Dibromo-3-chloropropane	ug/L	ND	1.0	0.34	02/23/22 16:04	
1,2-Dibromoethane (EDB)	ug/L	ND	0.50	0.27	02/23/22 16:04	
1,2-Dichlorobenzene	ug/L	ND	0.50	0.34	02/23/22 16:04	
1,2-Dichloroethane	ug/L	ND	0.50	0.32	02/23/22 16:04	
1,2-Dichloropropane	ug/L	ND	0.50	0.36	02/23/22 16:04	
1,3,5-Trimethylbenzene	ug/L	ND	0.50	0.33	02/23/22 16:04	
1,3-Dichlorobenzene	ug/L	ND	0.50	0.34	02/23/22 16:04	
1,3-Dichloropropane	ug/L	ND	0.50	0.28	02/23/22 16:04	
1,4-Dichlorobenzene	ug/L	ND	0.50	0.33	02/23/22 16:04	
2,2-Dichloropropane	ug/L	ND	0.50	0.39	02/23/22 16:04	IL
2-Chlorotoluene	ug/L	ND	0.50	0.32	02/23/22 16:04	
4-Chlorotoluene	ug/L	ND	0.50	0.32	02/23/22 16:04	
Benzene	ug/L	ND	0.50	0.34	02/23/22 16:04	
Bromobenzene	ug/L	ND	0.50	0.29	02/23/22 16:04	
Bromochloromethane	ug/L	ND	0.50	0.47	02/23/22 16:04	
Bromodichloromethane	ug/L	ND	0.50	0.31	02/23/22 16:04	
Bromoform	ug/L	ND	0.50	0.34	02/23/22 16:04	
Bromomethane	ug/L	ND	5.0	1.7	02/23/22 16:04	
Carbon tetrachloride	ug/L	ND	0.50	0.33	02/23/22 16:04	
Chlorobenzene	ug/L	ND	0.50	0.28	02/23/22 16:04	
Chloroethane	ug/L	ND	1.0	0.65	02/23/22 16:04	
Chloroform	ug/L	ND	0.50	0.35	02/23/22 16:04	
Chloromethane	ug/L	ND	1.0	0.54	02/23/22 16:04	
cis-1,2-Dichloroethene	ug/L	ND	0.50	0.38	02/23/22 16:04	
cis-1,3-Dichloropropene	ug/L	ND	0.50	0.36	02/23/22 16:04	
Dibromochloromethane	ug/L	ND	0.50	0.36	02/23/22 16:04	
Dibromomethane	ug/L	ND	0.50	0.39	02/23/22 16:04	
Dichlorodifluoromethane	ug/L	ND	0.50	0.35	02/23/22 16:04	
Diisopropyl ether	ug/L	ND	0.50	0.31	02/23/22 16:04	

Results presented on this page are in the units indicated by the "Units" column except where an alternate unit is presented to the right of the result.

REPORT OF LABORATORY ANALYSIS

This report shall not be reproduced, except in full,
without the written consent of Pace Analytical Services, LLC.

Pace Analytical Services, LLC
9800 Kincey Ave. Suite 100
Huntersville, NC 28078
(704)875-9092

QUALITY CONTROL DATA

Project: 2020-LI-2448
Pace Project No.: 92589477

METHOD BLANK: 3559549 Matrix: Water
Associated Lab Samples: 92589477001

Parameter	Units	Blank Result	Reporting Limit	MDL	Analyzed	Qualifiers
Ethanol	ug/L	ND	200	72.2	02/23/22 16:04	
Ethylbenzene	ug/L	ND	0.50	0.30	02/23/22 16:04	
Hexachloro-1,3-butadiene	ug/L	ND	2.0	1.5	02/23/22 16:04	
Isopropylbenzene (Cumene)	ug/L	ND	0.50	0.33	02/23/22 16:04	
m&p-Xylene	ug/L	ND	1.0	0.71	02/23/22 16:04	
Methyl-tert-butyl ether	ug/L	ND	0.50	0.42	02/23/22 16:04	
Methylene Chloride	ug/L	ND	2.0	2.0	02/23/22 16:04	
n-Butylbenzene	ug/L	ND	0.50	0.49	02/23/22 16:04	
n-Propylbenzene	ug/L	ND	0.50	0.34	02/23/22 16:04	
Naphthalene	ug/L	ND	2.0	0.64	02/23/22 16:04	
o-Xylene	ug/L	ND	0.50	0.34	02/23/22 16:04	
sec-Butylbenzene	ug/L	ND	0.50	0.40	02/23/22 16:04	
Styrene	ug/L	ND	0.50	0.29	02/23/22 16:04	
tert-Butylbenzene	ug/L	ND	0.50	0.32	02/23/22 16:04	
Tetrachloroethene	ug/L	ND	0.50	0.29	02/23/22 16:04	
Toluene	ug/L	ND	0.50	0.48	02/23/22 16:04	
trans-1,2-Dichloroethene	ug/L	ND	0.50	0.40	02/23/22 16:04	
trans-1,3-Dichloropropene	ug/L	ND	0.50	0.36	02/23/22 16:04	
Trichloroethene	ug/L	ND	0.50	0.38	02/23/22 16:04	
Trichlorofluoromethane	ug/L	ND	1.0	0.30	02/23/22 16:04	
Vinyl chloride	ug/L	ND	1.0	0.39	02/23/22 16:04	
1,2-Dichloroethane-d4 (S)	%	99	70-130		02/23/22 16:04	
4-Bromofluorobenzene (S)	%	99	70-130		02/23/22 16:04	
Toluene-d8 (S)	%	98	70-130		02/23/22 16:04	

LABORATORY CONTROL SAMPLE: 3559550

Parameter	Units	Spike Conc.	LCS Result	LCS % Rec	% Rec Limits	Qualifiers
1,1,1,2-Tetrachloroethane	ug/L	50	48.9	98	60-140	
1,1,1-Trichloroethane	ug/L	50	42.2	84	60-140	
1,1,2,2-Tetrachloroethane	ug/L	50	46.5	93	60-140	
1,1,2-Trichloroethane	ug/L	50	44.5	89	60-140	
1,1-Dichloroethane	ug/L	50	43.9	88	60-140	
1,1-Dichloroethene	ug/L	50	42.4	85	60-140	
1,1-Dichloropropene	ug/L	50	44.8	90	60-140	
1,2,3-Trichlorobenzene	ug/L	50	48.5	97	60-140	
1,2,3-Trichloropropane	ug/L	50	50.7	101	60-140	
1,2,4-Trichlorobenzene	ug/L	50	49.3	99	60-140	
1,2,4-Trimethylbenzene	ug/L	50	43.8	88	60-140	
1,2-Dibromo-3-chloropropane	ug/L	50	48.7	97	60-140	
1,2-Dibromoethane (EDB)	ug/L	50	47.2	94	60-140	
1,2-Dichlorobenzene	ug/L	50	47.4	95	60-140	
1,2-Dichloroethane	ug/L	50	43.7	87	60-140	
1,2-Dichloropropane	ug/L	50	46.5	93	60-140	

Results presented on this page are in the units indicated by the "Units" column except where an alternate unit is presented to the right of the result.

This report shall not be reproduced, except in full,
without the written consent of Pace Analytical Services, LLC.

Pace Analytical Services, LLC
9800 Kincey Ave. Suite 100
Huntersville, NC 28078
(704)875-9092

QUALITY CONTROL DATA

Project: 2020-LI-2448
Pace Project No.: 92589477

LABORATORY CONTROL SAMPLE: 3559550

Parameter	Units	Spike Conc.	LCS Result	LCS % Rec	% Rec Limits	Qualifiers
1,3,5-Trimethylbenzene	ug/L	50	45.8	92	60-140	
1,3-Dichlorobenzene	ug/L	50	48.5	97	60-140	
1,3-Dichloropropane	ug/L	50	47.4	95	60-140	
1,4-Dichlorobenzene	ug/L	50	45.6	91	60-140	
2,2-Dichloropropane	ug/L	50	41.6	83	60-140	IL
2-Chlorotoluene	ug/L	50	47.3	95	60-140	
4-Chlorotoluene	ug/L	50	45.8	92	60-140	
Benzene	ug/L	50	44.9	90	60-140	
Bromobenzene	ug/L	50	48.9	98	60-140	
Bromochloromethane	ug/L	50	44.3	89	60-140	
Bromodichloromethane	ug/L	50	44.1	88	60-140	
Bromoform	ug/L	50	47.7	95	60-140	
Bromomethane	ug/L	50	48.3	97	60-140	
Carbon tetrachloride	ug/L	50	45.1	90	60-140	
Chlorobenzene	ug/L	50	47.1	94	60-140	
Chloroethane	ug/L	50	39.0	78	60-140	
Chloroform	ug/L	50	45.4	91	60-140	
Chloromethane	ug/L	50	52.9	106	60-140	
cis-1,2-Dichloroethene	ug/L	50	45.2	90	60-140	
cis-1,3-Dichloropropene	ug/L	50	46.1	92	60-140	
Dibromochloromethane	ug/L	50	44.1	88	60-140	
Dibromomethane	ug/L	50	46.6	93	60-140	
Dichlorodifluoromethane	ug/L	50	56.8	114	60-140	
Diisopropyl ether	ug/L	50	45.9	92	60-140	
Ethanol	ug/L	2000	1810	91	60-140	
Ethylbenzene	ug/L	50	46.4	93	60-140	
Hexachloro-1,3-butadiene	ug/L	50	49.8	100	60-140	
Isopropylbenzene (Cumene)	ug/L	50	47.4	95	60-140	
m&p-Xylene	ug/L	100	93.6	94	60-140	
Methyl-tert-butyl ether	ug/L	50	42.7	85	60-140	
Methylene Chloride	ug/L	50	48.1	96	60-140	
n-Butylbenzene	ug/L	50	44.5	89	60-140	
n-Propylbenzene	ug/L	50	46.5	93	60-140	
Naphthalene	ug/L	50	47.7	95	60-140	
o-Xylene	ug/L	50	47.5	95	60-140	
sec-Butylbenzene	ug/L	50	46.9	94	60-140	
Styrene	ug/L	50	47.8	96	60-140	
tert-Butylbenzene	ug/L	50	46.6	93	60-140	
Tetrachloroethene	ug/L	50	48.3	97	60-140	
Toluene	ug/L	50	44.1	88	60-140	
trans-1,2-Dichloroethene	ug/L	50	45.2	90	60-140	
trans-1,3-Dichloropropene	ug/L	50	45.9	92	60-140	
Trichloroethene	ug/L	50	46.9	94	60-140	
Trichlorofluoromethane	ug/L	50	41.2	82	60-140	
Vinyl chloride	ug/L	50	50.8	102	60-140	
1,2-Dichloroethane-d4 (S)	%			104	70-130	
4-Bromofluorobenzene (S)	%			97	70-130	

Results presented on this page are in the units indicated by the "Units" column except where an alternate unit is presented to the right of the result.

This report shall not be reproduced, except in full,
without the written consent of Pace Analytical Services, LLC.

Pace Analytical Services, LLC
9800 Kincey Ave. Suite 100
Huntersville, NC 28078
(704)875-9092

QUALITY CONTROL DATA

Project: 2020-LI-2448
Pace Project No.: 92589477

LABORATORY CONTROL SAMPLE: 3559550

Parameter	Units	Spike Conc.	LCS Result	LCS % Rec	% Rec Limits	Qualifiers
Toluene-d8 (S)	%			96	70-130	

MATRIX SPIKE & MATRIX SPIKE DUPLICATE: 3559551 3559552

Parameter	Units	92588940005 Result	MS Spike Conc.	MSD Spike Conc.	MS Result	MSD Result	MS % Rec	MSD % Rec	% Rec Limits	RPD	Max RPD	Qual
1,1,1,2-Tetrachloroethane	ug/L	ND	4000	4000	4850	4790	121	120	60-140	1	30	
1,1,1-Trichloroethane	ug/L	ND	4000	4000	4380	4280	110	107	60-140	2	30	
1,1,2,2-Tetrachloroethane	ug/L	ND	4000	4000	4520	4480	113	112	60-140	1	30	
1,1,2-Trichloroethane	ug/L	ND	4000	4000	4430	4320	111	108	60-140	2	30	
1,1-Dichloroethane	ug/L	ND	4000	4000	4490	4430	112	111	60-140	1	30	
1,1-Dichloroethene	ug/L	ND	4000	4000	4450	4370	111	109	60-140	2	30	
1,1-Dichloropropene	ug/L	ND	4000	4000	4610	4600	115	115	60-140	0	30	
1,2,3-Trichlorobenzene	ug/L	ND	4000	4000	4580	4660	114	117	60-140	2	30	
1,2,3-Trichloropropane	ug/L	ND	4000	4000	4980	4920	125	123	60-140	1	30	
1,2,4-Trichlorobenzene	ug/L	ND	4000	4000	4730	4820	118	121	60-140	2	30	
1,2,4-Trimethylbenzene	ug/L	3810	4000	4000	8370	8480	114	117	60-140	1	30	
1,2-Dibromo-3-chloropropane	ug/L	ND	4000	4000	4350	4430	109	111	60-140	2	30	
1,2-Dibromoethane (EDB)	ug/L	ND	4000	4000	4650	4580	116	115	60-140	1	30	
1,2-Dichlorobenzene	ug/L	ND	4000	4000	4740	4670	118	117	60-140	1	30	
1,2-Dichloroethane	ug/L	ND	4000	4000	4380	4290	110	107	60-140	2	30	
1,2-Dichloropropane	ug/L	ND	4000	4000	4800	4670	120	117	60-140	3	30	
1,3,5-Trimethylbenzene	ug/L	1110	4000	4000	5790	5750	117	116	60-140	1	30	
1,3-Dichlorobenzene	ug/L	ND	4000	4000	4920	4900	123	123	60-140	0	30	
1,3-Dichloropropane	ug/L	ND	4000	4000	4760	4770	119	119	60-140	0	30	
1,4-Dichlorobenzene	ug/L	ND	4000	4000	4660	4670	116	117	60-140	0	30	
2,2-Dichloropropane	ug/L	ND	4000	4000	3960	3940	99	98	60-140	0	30	IL
2-Chlorotoluene	ug/L	ND	4000	4000	5240	5170	131	129	60-140	1	30	
4-Chlorotoluene	ug/L	ND	4000	4000	4680	4560	117	114	60-140	3	30	
Benzene	ug/L	3470	4000	4000	8310	8340	121	122	60-140	0	30	
Bromobenzene	ug/L	ND	4000	4000	5040	4890	126	122	60-140	3	30	
Bromochloromethane	ug/L	ND	4000	4000	4290	4290	107	107	60-140	0	30	
Bromodichloromethane	ug/L	ND	4000	4000	4350	4280	109	107	60-140	2	30	
Bromoform	ug/L	ND	4000	4000	4400	4400	110	110	60-140	0	30	
Bromomethane	ug/L	ND	4000	4000	4680	5370	117	134	60-140	14	30	
Carbon tetrachloride	ug/L	ND	4000	4000	4840	4810	121	120	60-140	1	30	
Chlorobenzene	ug/L	ND	4000	4000	4960	4820	124	121	60-140	3	30	
Chloroethane	ug/L	ND	4000	4000	4700	4690	117	117	60-140	0	30	
Chloroform	ug/L	ND	4000	4000	4510	4370	113	109	60-140	3	30	
Chloromethane	ug/L	ND	4000	4000	5350	5360	134	134	60-140	0	30	
cis-1,2-Dichloroethene	ug/L	ND	4000	4000	4520	4550	113	114	60-140	1	30	
cis-1,3-Dichloropropene	ug/L	ND	4000	4000	4510	4410	113	110	60-140	2	30	
Dibromochloromethane	ug/L	ND	4000	4000	4340	4260	108	107	60-140	2	30	
Dibromomethane	ug/L	ND	4000	4000	4480	4450	112	111	60-140	1	30	

Results presented on this page are in the units indicated by the "Units" column except where an alternate unit is presented to the right of the result.

This report shall not be reproduced, except in full,
without the written consent of Pace Analytical Services, LLC.

Pace Analytical Services, LLC
9800 Kincey Ave. Suite 100
Huntersville, NC 28078
(704)875-9092

QUALITY CONTROL DATA

Project: 2020-LI-2448
Pace Project No.: 92589477

MATRIX SPIKE & MATRIX SPIKE DUPLICATE: 3559551 3559552

Parameter	Units	92588940005 Result	MS Spike Conc.	MSD Spike Conc.	MS Result	MSD Result	MS % Rec	MSD % Rec	% Rec Limits	RPD	Max RPD	Qual
Dichlorodifluoromethane	ug/L	ND	4000	4000	6020	5890	150	147	60-140	2	30	M1
Diisopropyl ether	ug/L	434	4000	4000	4990	4970	114	113	60-140	0	30	
Ethanol	ug/L	ND	160000	160000	172000	168000	108	105	60-140	3	30	
Ethylbenzene	ug/L	4820	4000	4000	9930	9880	128	127	60-140	0	30	
Hexachloro-1,3-butadiene	ug/L	ND	4000	4000	5080	5050	127	126	60-140	1	30	
Isopropylbenzene (Cumene)	ug/L	222	4000	4000	5130	5050	123	121	60-140	2	30	
m&p-Xylene	ug/L	18000	8000	8000	27800	28000	123	125	60-140	1	30	
Methyl-tert-butyl ether	ug/L	19100	4000	4000	25000	25700	148	166	60-140	3	30	M1
Methylene Chloride	ug/L	ND	4000	4000	4880	4730	122	118	60-140	3	30	
n-Butylbenzene	ug/L	103	4000	4000	4580	4640	112	113	60-140	1	30	
n-Propylbenzene	ug/L	553	4000	4000	5280	5340	118	120	60-140	1	30	
Naphthalene	ug/L	701	4000	4000	5260	5390	114	117	60-140	2	30	
o-Xylene	ug/L	7560	4000	4000	12600	12800	126	130	60-140	1	30	
sec-Butylbenzene	ug/L	ND	4000	4000	4800	4770	120	119	60-140	0	30	
Styrene	ug/L	218	4000	4000	5080	5120	122	122	60-140	1	30	
tert-Butylbenzene	ug/L	ND	4000	4000	4230	4140	106	104	60-140	2	30	
Tetrachloroethene	ug/L	ND	4000	4000	4890	4760	122	119	60-140	3	30	
Toluene	ug/L	25500	4000	4000	30100	30900	117	136	60-140	3	30	
trans-1,2-Dichloroethene	ug/L	ND	4000	4000	4640	4640	116	116	60-140	0	30	
trans-1,3-Dichloropropene	ug/L	ND	4000	4000	4350	4340	109	108	60-140	0	30	
Trichloroethene	ug/L	ND	4000	4000	4890	4810	122	120	60-140	2	30	
Trichlorofluoromethane	ug/L	ND	4000	4000	4790	4800	120	120	60-140	0	30	
Vinyl chloride	ug/L	ND	4000	4000	5060	5000	126	125	60-140	1	30	
1,2-Dichloroethane-d4 (S)	%						102	102	70-130			
4-Bromofluorobenzene (S)	%						97	97	70-130			
Toluene-d8 (S)	%						97	95	70-130			

Results presented on this page are in the units indicated by the "Units" column except where an alternate unit is presented to the right of the result.

This report shall not be reproduced, except in full,
without the written consent of Pace Analytical Services, LLC.

Pace Analytical Services, LLC
9800 Kincey Ave. Suite 100
Huntersville, NC 28078
(704)875-9092

QUALIFIERS

Project: 2020-LI-2448
Pace Project No.: 92589477

DEFINITIONS

DF - Dilution Factor, if reported, represents the factor applied to the reported data due to dilution of the sample aliquot.

ND - Not Detected at or above adjusted reporting limit.

TNTC - Too Numerous To Count

J - Estimated concentration above the adjusted method detection limit and below the adjusted reporting limit.

MDL - Adjusted Method Detection Limit.

PQL - Practical Quantitation Limit.

RL - Reporting Limit - The lowest concentration value that meets project requirements for quantitative data with known precision and bias for a specific analyte in a specific matrix.

S - Surrogate

1,2-Diphenylhydrazine decomposes to and cannot be separated from Azobenzene using Method 8270. The result for each analyte is a combined concentration.

Consistent with EPA guidelines, unrounded data are displayed and have been used to calculate % recovery and RPD values.

LCS(D) - Laboratory Control Sample (Duplicate)

MS(D) - Matrix Spike (Duplicate)

DUP - Sample Duplicate

RPD - Relative Percent Difference

NC - Not Calculable.

SG - Silica Gel - Clean-Up

U - Indicates the compound was analyzed for, but not detected.

Acid preservation may not be appropriate for 2 Chloroethylvinyl ether.

A separate vial preserved to a pH of 4-5 is recommended in SW846 Chapter 4 for the analysis of Acrolein and Acrylonitrile by EPA Method 8260.

N-Nitrosodiphenylamine decomposes and cannot be separated from Diphenylamine using Method 8270. The result reported for each analyte is a combined concentration.

Reported results are not rounded until the final step prior to reporting. Therefore, calculated parameters that are typically reported as "Total" may vary slightly from the sum of the reported component parameters.

Pace Analytical is TNI accredited. Contact your Pace PM for the current list of accredited analytes.

TNI - The NELAC Institute.

ANALYTE QUALIFIERS

IL	This analyte exceeded secondary source verification criteria low for the initial calibration. The reported results should be considered an estimated value.
M1	Matrix spike recovery exceeded QC limits. Batch accepted based on laboratory control sample (LCS) recovery.
N2	The lab does not hold NELAC/TNI accreditation for this parameter but other accreditations/certifications may apply. A complete list of accreditations/certifications is available upon request.

This report shall not be reproduced, except in full,
without the written consent of Pace Analytical Services, LLC.

Pace Analytical Services, LLC
9800 Kincey Ave. Suite 100
Huntersville, NC 28078
(704)875-9092

QUALITY CONTROL DATA CROSS REFERENCE TABLE

Project: 2020-LI-2448
Pace Project No.: 92589477

Lab ID	Sample ID	QC Batch Method	QC Batch	Analytical Method	Analytical Batch
92589477001	**14401_HC_RD**	MADEP VPH	680135		
92589477001	**14401_HC_RD**	EPA 3010A	681174	EPA 6010D	682682
92589477001	**14401_HC_RD**	SM 6200B	680357		

This report shall not be reproduced, except in full,
without the written consent of Pace Analytical Services, LLC.

Pace Analytical

CHAIN-OF-CUSTODY Analytical Request Document

Chain-of-Custody is a LEGAL DOCUMENT - Complete all relevent fields

LAB USE ONLY- ALL

WO# : 92589477

92589477

Company: Apex Companies

Address:

Billing Information:

Report To: Andrew Street

Email To: andrew.street@apexcos.com

Copy To:

Site Collection Info/Address:

Customer Project Name/Number: 2020-LI-2448

State: NC County/City: Huntersville Time Zone Collected: [ ] PT [ ] MT [ ] CT [ ] ET

Phone:
Email:

Site/Facility ID #:

Compliance Monitoring? [ ] Yes [ ] No

Collected By (print): Brian Humphries / Roger Cantley

Purchase Order #:
Quote #:

DW PWS ID #:
DW Location Code:

Collected By (signature):

Turnaround Date Required: ASAP

Immediately Packed on Ice: [✓] Yes [ ] No

Sample Disposal: [✓] Dispose as appropriate [ ] Return [ ] Archive: ____ [ ] Hold: ____

Rush: [ ] Same Day [ ] Next Day [ ] 2 Day [ ] 3 Day [ ] 4 Day [ ] 5 Day (Expedite Charges Apply)

Field Filtered (if applicable): [ ] Yes [ ] No

Analysis: ____

* Matrix Codes (Insert in Matrix box below): Drinking Water (DW), Ground Water (GW), Wastewater (WW), Product (P), Soil/Solid (SL), Oil (OL), Wipe (WP), Air (AR), Tissue (TS), Bioassay (B), Vapor (V), Other (OT)

** Preservative Types: (1) nitric acid, (2) sulfuric acid, (3) hydrochloric acid, (4) sodium hydroxide, (5) zinc acetate, (6) methanol, (7) sodium bisulfate, (8) sodium thiosulfate, (9) hexane, (A) ascorbic acid, (B) ammonium sulfate, (C) ammonium hydroxide, (D) TSP, (U) Unpreserved, (O) Other ____

Container Preservation

Analyses

Customer Sample ID	Matrix *	Comp / Grab	Collected (or Composite Start) Date	Collected (or Composite Start) Time	Composite End Date	Composite End Time	Res Cl	# of Ctns	VOCs 6200B	MADEP VPH	Lead
1440L_HC_RD	DW	G	2/22/22	0825	/	/	/	8	X	X	X

Lab Profile/Line:

Lab Sample Receipt Checklist:

Custody Seals Present/Intact	Y	N	NA
Custody Signatures Present	Y	N	NA
Collector Signature Present	Y	N	NA
Bottles Intact	Y	N	NA
Correct Bottles	Y	N	NA
Sufficient Volume	Y	N	NA
Samples Received on Ice	Y	N	NA
VOA - Headspace Acceptable	Y	N	NA
USDA Regulated Soils	Y	N	NA
Samples in Holding Time	Y	N	NA
Residual Chlorine Present	Y	N	NA
Cl Strips: ____			
Sample pH Acceptable	Y	N	NA
pH Strips: 223819AV			
Sulfide Present	Y	N	NA
Lead Acetate Strips: ____			

LAB USE ONLY:
Lab Sample # / Comments:
92589477
001

Customer Remarks / Special Conditions / Possible Hazards:

Type of Ice Used: Wet Blue Dry None

Packing Material Used: BB

Radchem sample(s) screened (<500 cpm): Y N NA

SHORT HOLDS PRESENT (<72 hours): Y N N/A

Lab Tracking #: 2601669

Samples received via: FEDEX UPS Client Courier Pace Courier

Lab Sample Temperature Info:
Temp Blank Received: Y N NA
Therm ID#: 92T044
Cooler 1 Temp Upon Receipt: 1.3 oC
Cooler 1 Therm Corr. Factor: 0 oC
Cooler 1 Corrected Temp: 1.3 oC
Comments:

Relinquished by/Company: (Signature)	Date/Time:	Received by/Company: (Signature)	Date/Time:
Apex	2/22/22 1135	KLI Pace HVL	2/22/22 1135
Relinquished by/Company: (Signature)	Date/Time:	Received by/Company: (Signature)	Date/Time:
Relinquished by/Company: (Signature)	Date/Time:	Received by/Company: (Signature)	Date/Time:

MTJL LAB USE ONLY
Table #:
Acctnum:
Template:
Prelogin:
PM:
PB:

Trip Blank Received: Y N NA
HCL MeOH TSP Other

Non Conformance(s): YES / NO

Page: 1 of: 1

***Check mark top half of box if pH and/or dechlorination is verified and within the acceptance range for preservation samples.**

Exceptions: VOA, Coliform, TOC, Oil and Grease, DRO/8015 (water) DOC, LLHg

****Bottom half of box is to list number of bottles**

Project #

WO#: 92589477
Due Date: 03/01/22
PM: AMB
CLIENT: 92-APEX MOOR

Item#	BP4U-125 mL Plastic Unpreserved (N/A) (Cl-)	BP3U-250 mL Plastic Unpreserved (N/A)	BP2U-500 mL Plastic Unpreserved (N/A)	BP1U-1 liter Plastic Unpreserved (N/A)	BP4S-125 mL Plastic H2SO4 (pH < 2) (Cl-)	BP3N-250 mL plastic HNO3 (pH < 2)	BP4Z-125 mL Plastic ZN Acetate & NaOH (>9)	BP4B-125 mL Plastic NaOH (pH > 12) (Cl-)	WGFU-Wide-mouthed Glass jar Unpreserved	AG1U-1 liter Amber Unpreserved (N/A) (Cl-)	AG1H-1 liter Amber HCl (pH < 2)	AG3U-250 mL Amber Unpreserved (N/A) (Cl-)	AG1S-1 liter Amber H2SO4 (pH < 2)	AG3S-250 mL Amber H2SO4 (pH < 2)	AG3A(DG3A)-250 mL Amber NH4Cl (N/A)(Cl-)	DG9H-40 mL VOA HCl (N/A)	VG9T-40 mL VOA Na2S2O3 (N/A)	VG9U-40 mL VOA Unpreserved (N/A)	DG9P-40 mL VOA H3PO4 (N/A)	VOAK (3 vials per kit)-5035 kit (N/A)	V/GK (3 vials per kit)-VPH/Gas kit (N/A)	SP5T-125 mL Sterile Plastic (N/A – lab)	SP2T-250 mL Sterile Plastic (N/A – lab)		BP3A-250 mL Plastic (NH2)2SO4 (9.3-9.7)	AG0U-100 mL Amber Unpreserved vials (N/A)	VSGU-20 mL Scintillation vials (N/A)	DG9U-40 mL Amber Unpreserved vials (N/A)
1						✓										✓													
2																													
3																													
4																													
5																													
6																													
7																													
8																													
9																													
10																													
11																													
12																													

pH Adjustment Log for Preserved Samples

Sample ID	Type of Preservative	pH upon receipt	Date preservation adjusted	Time preservation adjusted	Amount of Preservative added	Lot #

Note: Whenever there is a discrepancy affecting North Carolina compliance samples, a copy of this form will be sent to the North Carolina DEHNR Certification Office (i.e. Out of hold, incorrect preservative, out of temp, incorrect containers.

Pace Analytical Services, LLC
9800 Kincey Ave. Suite 100
Huntersville, NC 28078
(704)875-9092

March 09, 2022

Andrew Street
Apex Companies - NC
5900 Northwoods Business Pkwy
Suite 5900-0
Charlotte, NC 28269

RE: Project: 2020-LI-2448
Pace Project No.: 92589484

Dear Andrew Street:

Enclosed are the analytical results for sample(s) received by the laboratory on February 22, 2022. The results relate only to the samples included in this report. Results reported herein conform to the applicable TNI/NELAC Standards and the laboratory's Quality Manual, where applicable, unless otherwise noted in the body of the report.

The test results provided in this final report were generated by each of the following laboratories within the Pace Network:

- Pace Analytical Services - Asheville
- Pace Analytical Services - Charlotte

If you have any questions concerning this report, please feel free to contact me.

Sincerely,

Angela M. Baioni

Angela Baioni
angela.baioni@pacelabs.com
(704)875-9092
Project Manager

Enclosures

cc: J Culbreath, Colonial Pipeline Company
Naomi Fretz, APEX Companies, LLC
Robert Hughes, Colonial Pipeline
Cameron Lee, Montrose-EPS
Jamie Moran, APEX Companies, LLC
Jeff Morrison, Colonial Pipeline Company
Tom Naumann, APEX Companies - NC
Joe Nicolette, Montrose-EPS
Kaitlyn Nootens, Apex Companies
Christopher Schultz, Apex Companies
Matt Teixeira, Apex Companies, LLC
Michael Verdon, Colonial Pipeline Company
JM Wyatt, Colonial Pipeline Company

REPORT OF LABORATORY ANALYSIS

This report shall not be reproduced, except in full,
without the written consent of Pace Analytical Services, LLC.

Pace Analytical Services, LLC
9800 Kincey Ave. Suite 100
Huntersville, NC 28078
(704)875-9092

CERTIFICATIONS

Project: 2020-LI-2448
Pace Project No.: 92589484

Pace Analytical Services Charlotte

South Carolina Laboratory ID: 99006
9800 Kincey Ave. Ste 100, Huntersville, NC 28078
North Carolina Drinking Water Certification #: 37706
North Carolina Field Services Certification #: 5342
North Carolina Wastewater Certification #: 12
South Carolina Laboratory ID: 99006
South Carolina Certification #: 99006001
South Carolina Drinking Water Cert. #: 99006003
Florida/NELAP Certification #: E87627
Kentucky UST Certification #: 84
Louisiana DoH Drinking Water #: LA029
Virginia/VELAP Certification #: 460221

Pace Analytical Services Asheville

2225 Riverside Drive, Asheville, NC 28804
Florida/NELAP Certification #: E87648
North Carolina Drinking Water Certification #: 37712
North Carolina Wastewater Certification #: 40
South Carolina Laboratory ID: 99030
South Carolina Certification #: 99030001
Virginia/VELAP Certification #: 460222

This report shall not be reproduced, except in full,
without the written consent of Pace Analytical Services, LLC.

Pace Analytical Services, LLC
9800 Kincey Ave. Suite 100
Huntersville, NC 28078
(704)875-9092

SAMPLE SUMMARY

Project: 2020-LI-2448
Pace Project No.: 92589484

Lab ID	Sample ID	Matrix	Date Collected	Date Received
92589484001	**14226_HC_RD**	Water	02/22/22 09:05	02/22/22 11:35

This report shall not be reproduced, except in full,
without the written consent of Pace Analytical Services, LLC.

Pace Analytical Services, LLC
9800 Kincey Ave. Suite 100
Huntersville, NC 28078
(704)875-9092

SAMPLE ANALYTE COUNT

Project: 2020-LI-2448
Pace Project No.: 92589484

Lab ID	Sample ID	Method	Analysts	Analytes Reported	Laboratory
92589484001	**14226_HC_RD**	MADEP VPH	MAD	6	PASI-C
		EPA 6010D	CBV	1	PASI-A
		SM 6200B	CL	64	PASI-C

PASI-A = Pace Analytical Services - Asheville
PASI-C = Pace Analytical Services - Charlotte

This report shall not be reproduced, except in full,
without the written consent of Pace Analytical Services, LLC.

Pace Analytical Services, LLC
9800 Kincey Ave. Suite 100
Huntersville, NC 28078
(704)875-9092

ANALYTICAL RESULTS

Project: 2020-LI-2448
Pace Project No.: 92589484

Sample: 14226_HC_RD **Lab ID: 92589484001** Collected: 02/22/22 09:05 Received: 02/22/22 11:35 Matrix: Water

Parameters	Results	Units	Report Limit	MDL	DF	Prepared	Analyzed	CAS No.	Qual
VPH NC Water	Analytical Method: MADEP VPH								
	Pace Analytical Services - Charlotte								
Total VPH (C5-C12)	ND	ug/L	50.0	50.0	1		02/22/22 22:03		N2
Aliphatic (C05-C08)	ND	ug/L	50.0	50.0	1		02/22/22 22:03		N2
Aliphatic(C09-C12) Adjusted	ND	ug/L	50.0	50.0	1		02/22/22 22:03		N2
Aromatic (C09-C10)	ND	ug/L	50.0	50.0	1		02/22/22 22:03		N2
Surrogates									
4-Bromofluorobenzene (FID) (S)	98	%	70-130		1		02/22/22 22:03	460-00-4	
4-Bromofluorobenzene (PID) (S)	95	%	70-130		1		02/22/22 22:03	460-00-4	
6010 MET ICP	Analytical Method: EPA 6010D Preparation Method: EPA 3010A								
	Pace Analytical Services - Asheville								
Lead	ND	ug/L	5.0	4.5	1	03/05/22 02:01	03/06/22 21:19	7439-92-1	
6200B MSV	Analytical Method: SM 6200B								
	Pace Analytical Services - Charlotte								
Benzene	ND	ug/L	0.50	0.34	1		02/23/22 17:36	71-43-2	
Bromobenzene	ND	ug/L	0.50	0.29	1		02/23/22 17:36	108-86-1	
Bromochloromethane	ND	ug/L	0.50	0.47	1		02/23/22 17:36	74-97-5	
Bromodichloromethane	ND	ug/L	0.50	0.31	1		02/23/22 17:36	75-27-4	
Bromoform	ND	ug/L	0.50	0.34	1		02/23/22 17:36	75-25-2	
Bromomethane	ND	ug/L	5.0	1.7	1		02/23/22 17:36	74-83-9	
n-Butylbenzene	ND	ug/L	0.50	0.49	1		02/23/22 17:36	104-51-8	
sec-Butylbenzene	ND	ug/L	0.50	0.40	1		02/23/22 17:36	135-98-8	
tert-Butylbenzene	ND	ug/L	0.50	0.32	1		02/23/22 17:36	98-06-6	
Carbon tetrachloride	ND	ug/L	0.50	0.33	1		02/23/22 17:36	56-23-5	
Chlorobenzene	ND	ug/L	0.50	0.28	1		02/23/22 17:36	108-90-7	
Chloroethane	ND	ug/L	1.0	0.65	1		02/23/22 17:36	75-00-3	
Chloroform	ND	ug/L	0.50	0.35	1		02/23/22 17:36	67-66-3	
Chloromethane	ND	ug/L	1.0	0.54	1		02/23/22 17:36	74-87-3	
2-Chlorotoluene	ND	ug/L	0.50	0.32	1		02/23/22 17:36	95-49-8	
4-Chlorotoluene	ND	ug/L	0.50	0.32	1		02/23/22 17:36	106-43-4	
1,2-Dibromo-3-chloropropane	ND	ug/L	1.0	0.34	1		02/23/22 17:36	96-12-8	
Dibromochloromethane	ND	ug/L	0.50	0.36	1		02/23/22 17:36	124-48-1	
1,2-Dibromoethane (EDB)	ND	ug/L	0.50	0.27	1		02/23/22 17:36	106-93-4	
Dibromomethane	ND	ug/L	0.50	0.39	1		02/23/22 17:36	74-95-3	
1,2-Dichlorobenzene	ND	ug/L	0.50	0.34	1		02/23/22 17:36	95-50-1	
1,3-Dichlorobenzene	ND	ug/L	0.50	0.34	1		02/23/22 17:36	541-73-1	
1,4-Dichlorobenzene	ND	ug/L	0.50	0.33	1		02/23/22 17:36	106-46-7	
Dichlorodifluoromethane	ND	ug/L	0.50	0.35	1		02/23/22 17:36	75-71-8	
1,1-Dichloroethane	ND	ug/L	0.50	0.37	1		02/23/22 17:36	75-34-3	
1,2-Dichloroethane	ND	ug/L	0.50	0.32	1		02/23/22 17:36	107-06-2	
1,1-Dichloroethene	ND	ug/L	0.50	0.35	1		02/23/22 17:36	75-35-4	
cis-1,2-Dichloroethene	ND	ug/L	0.50	0.38	1		02/23/22 17:36	156-59-2	
trans-1,2-Dichloroethene	ND	ug/L	0.50	0.40	1		02/23/22 17:36	156-60-5	
1,2-Dichloropropane	ND	ug/L	0.50	0.36	1		02/23/22 17:36	78-87-5	
1,3-Dichloropropane	ND	ug/L	0.50	0.28	1		02/23/22 17:36	142-28-9	

This report shall not be reproduced, except in full,
without the written consent of Pace Analytical Services, LLC.

Pace Analytical Services, LLC
9800 Kincey Ave. Suite 100
Huntersville, NC 28078
(704)875-9092

ANALYTICAL RESULTS

Project: 2020-LI-2448
Pace Project No.: 92589484

Sample: 14226_HC_RD **Lab ID: 92589484001** Collected: 02/22/22 09:05 Received: 02/22/22 11:35 Matrix: Water

Parameters	Results	Units	Report Limit	MDL	DF	Prepared	Analyzed	CAS No.	Qual
6200B MSV	Analytical Method: SM 6200B								
	Pace Analytical Services - Charlotte								
2,2-Dichloropropane	ND	ug/L	0.50	0.39	1		02/23/22 17:36	594-20-7	IL
1,1-Dichloropropene	ND	ug/L	0.50	0.43	1		02/23/22 17:36	563-58-6	
cis-1,3-Dichloropropene	ND	ug/L	0.50	0.36	1		02/23/22 17:36	10061-01-5	
trans-1,3-Dichloropropene	ND	ug/L	0.50	0.36	1		02/23/22 17:36	10061-02-6	
Diisopropyl ether	ND	ug/L	0.50	0.31	1		02/23/22 17:36	108-20-3	
Ethanol	ND	ug/L	200	72.2	1		02/23/22 17:36	64-17-5	
Ethylbenzene	ND	ug/L	0.50	0.30	1		02/23/22 17:36	100-41-4	
Hexachloro-1,3-butadiene	ND	ug/L	2.0	1.5	1		02/23/22 17:36	87-68-3	
Isopropylbenzene (Cumene)	ND	ug/L	0.50	0.33	1		02/23/22 17:36	98-82-8	
Methylene Chloride	ND	ug/L	2.0	2.0	1		02/23/22 17:36	75-09-2	
Methyl-tert-butyl ether	ND	ug/L	0.50	0.42	1		02/23/22 17:36	1634-04-4	
Naphthalene	ND	ug/L	2.0	0.64	1		02/23/22 17:36	91-20-3	
n-Propylbenzene	ND	ug/L	0.50	0.34	1		02/23/22 17:36	103-65-1	
Styrene	ND	ug/L	0.50	0.29	1		02/23/22 17:36	100-42-5	
1,1,1,2-Tetrachloroethane	ND	ug/L	0.50	0.31	1		02/23/22 17:36	630-20-6	
1,1,2,2-Tetrachloroethane	ND	ug/L	0.50	0.22	1		02/23/22 17:36	79-34-5	
Tetrachloroethene	ND	ug/L	0.50	0.29	1		02/23/22 17:36	127-18-4	
Toluene	ND	ug/L	0.50	0.48	1		02/23/22 17:36	108-88-3	
1,2,3-Trichlorobenzene	ND	ug/L	2.0	0.81	1		02/23/22 17:36	87-61-6	
1,2,4-Trichlorobenzene	ND	ug/L	2.0	0.64	1		02/23/22 17:36	120-82-1	
1,1,1-Trichloroethane	ND	ug/L	0.50	0.33	1		02/23/22 17:36	71-55-6	
1,1,2-Trichloroethane	ND	ug/L	0.50	0.32	1		02/23/22 17:36	79-00-5	
Trichloroethene	ND	ug/L	0.50	0.38	1		02/23/22 17:36	79-01-6	
Trichlorofluoromethane	ND	ug/L	1.0	0.30	1		02/23/22 17:36	75-69-4	
1,2,3-Trichloropropane	ND	ug/L	0.50	0.26	1		02/23/22 17:36	96-18-4	
1,2,4-Trimethylbenzene	ND	ug/L	0.50	0.50	1		02/23/22 17:36	95-63-6	
1,3,5-Trimethylbenzene	ND	ug/L	0.50	0.33	1		02/23/22 17:36	108-67-8	
Vinyl chloride	ND	ug/L	1.0	0.39	1		02/23/22 17:36	75-01-4	
m&p-Xylene	ND	ug/L	1.0	0.71	1		02/23/22 17:36	179601-23-1	
o-Xylene	ND	ug/L	0.50	0.34	1		02/23/22 17:36	95-47-6	
Surrogates									
1,2-Dichloroethane-d4 (S)	101	%	70-130		1		02/23/22 17:36	17060-07-0	
4-Bromofluorobenzene (S)	98	%	70-130		1		02/23/22 17:36	460-00-4	
Toluene-d8 (S)	98	%	70-130		1		02/23/22 17:36	2037-26-5	

This report shall not be reproduced, except in full,
without the written consent of Pace Analytical Services, LLC.

Pace Analytical Services, LLC
9800 Kincey Ave. Suite 100
Huntersville, NC 28078
(704)875-9092

QUALITY CONTROL DATA

Project: 2020-LI-2448
Pace Project No.: 92589484

QC Batch: 680135
QC Batch Method: MADEP VPH
Analysis Method: MADEP VPH
Analysis Description: VPH NC Water
Laboratory: Pace Analytical Services - Charlotte
Associated Lab Samples: 92589484001

METHOD BLANK: 3558538
Matrix: Water
Associated Lab Samples: 92589484001

Parameter	Units	Blank Result	Reporting Limit	MDL	Analyzed	Qualifiers
Aliphatic (C05-C08)	ug/L	ND	50.0	50.0	02/22/22 12:54	N2
Aromatic (C09-C10)	ug/L	ND	50.0	50.0	02/22/22 12:54	N2
4-Bromofluorobenzene (FID) (S)	%	104	70-130		02/22/22 12:54	
4-Bromofluorobenzene (PID) (S)	%	101	70-130		02/22/22 12:54	

LABORATORY CONTROL SAMPLE & LCSD: 3558539 3558540

Parameter	Units	Spike Conc.	LCS Result	LCSD Result	LCS % Rec	LCSD % Rec	% Rec Limits	RPD	Max RPD	Qualifiers
Aliphatic (C05-C08)	ug/L	300	314	356	105	119	70-130	13	25	N2
Aromatic (C09-C10)	ug/L	100	103	104	103	104	70-130	1	25	N2
4-Bromofluorobenzene (FID) (S)	%				105	103	70-130			
4-Bromofluorobenzene (PID) (S)	%				102	100	70-130			

Results presented on this page are in the units indicated by the "Units" column except where an alternate unit is presented to the right of the result.

This report shall not be reproduced, except in full,
without the written consent of Pace Analytical Services, LLC.

Pace Analytical Services, LLC
9800 Kincey Ave. Suite 100
Huntersville, NC 28078
(704)875-9092

QUALITY CONTROL DATA

Project: 2020-LI-2448
Pace Project No.: 92589484

QC Batch: 681174
QC Batch Method: EPA 3010A
Analysis Method: EPA 6010D
Analysis Description: 6010 MET
Laboratory: Pace Analytical Services - Asheville
Associated Lab Samples: 92589484001

METHOD BLANK: 3563749
Matrix: Water
Associated Lab Samples: 92589484001

Parameter	Units	Blank Result	Reporting Limit	MDL	Analyzed	Qualifiers
Lead	ug/L	ND	5.0	4.5	03/06/22 20:12	

LABORATORY CONTROL SAMPLE: 3563750

Parameter	Units	Spike Conc.	LCS Result	LCS % Rec	% Rec Limits	Qualifiers
Lead	ug/L	500	508	102	80-120	

MATRIX SPIKE & MATRIX SPIKE DUPLICATE: 3563751 3563752

Parameter	Units	92585145005 Result	MS Spike Conc.	MSD Spike Conc.	MS Result	MSD Result	MS % Rec	MSD % Rec	% Rec Limits	RPD	Max RPD	Qual
Lead	ug/L	ND	500	500	522	524	104	105	75-125	1	20	

Results presented on this page are in the units indicated by the "Units" column except where an alternate unit is presented to the right of the result.

REPORT OF LABORATORY ANALYSIS

This report shall not be reproduced, except in full,
without the written consent of Pace Analytical Services, LLC.

Pace Analytical Services, LLC
9800 Kincey Ave. Suite 100
Huntersville, NC 28078
(704)875-9092

QUALITY CONTROL DATA

Project: 2020-LI-2448
Pace Project No.: 92589484

QC Batch: 680357
QC Batch Method: SM 6200B
Analysis Method: SM 6200B
Analysis Description: 6200B MSV
Laboratory: Pace Analytical Services - Charlotte
Associated Lab Samples: 92589484001

METHOD BLANK: 3559549
Matrix: Water
Associated Lab Samples: 92589484001

Parameter	Units	Blank Result	Reporting Limit	MDL	Analyzed	Qualifiers
1,1,1,2-Tetrachloroethane	ug/L	ND	0.50	0.31	02/23/22 16:04	
1,1,1-Trichloroethane	ug/L	ND	0.50	0.33	02/23/22 16:04	
1,1,2,2-Tetrachloroethane	ug/L	ND	0.50	0.22	02/23/22 16:04	
1,1,2-Trichloroethane	ug/L	ND	0.50	0.32	02/23/22 16:04	
1,1-Dichloroethane	ug/L	ND	0.50	0.37	02/23/22 16:04	
1,1-Dichloroethene	ug/L	ND	0.50	0.35	02/23/22 16:04	
1,1-Dichloropropene	ug/L	ND	0.50	0.43	02/23/22 16:04	
1,2,3-Trichlorobenzene	ug/L	ND	2.0	0.81	02/23/22 16:04	
1,2,3-Trichloropropane	ug/L	ND	0.50	0.26	02/23/22 16:04	
1,2,4-Trichlorobenzene	ug/L	ND	2.0	0.64	02/23/22 16:04	
1,2,4-Trimethylbenzene	ug/L	ND	0.50	0.50	02/23/22 16:04	
1,2-Dibromo-3-chloropropane	ug/L	ND	1.0	0.34	02/23/22 16:04	
1,2-Dibromoethane (EDB)	ug/L	ND	0.50	0.27	02/23/22 16:04	
1,2-Dichlorobenzene	ug/L	ND	0.50	0.34	02/23/22 16:04	
1,2-Dichloroethane	ug/L	ND	0.50	0.32	02/23/22 16:04	
1,2-Dichloropropane	ug/L	ND	0.50	0.36	02/23/22 16:04	
1,3,5-Trimethylbenzene	ug/L	ND	0.50	0.33	02/23/22 16:04	
1,3-Dichlorobenzene	ug/L	ND	0.50	0.34	02/23/22 16:04	
1,3-Dichloropropane	ug/L	ND	0.50	0.28	02/23/22 16:04	
1,4-Dichlorobenzene	ug/L	ND	0.50	0.33	02/23/22 16:04	
2,2-Dichloropropane	ug/L	ND	0.50	0.39	02/23/22 16:04	IL
2-Chlorotoluene	ug/L	ND	0.50	0.32	02/23/22 16:04	
4-Chlorotoluene	ug/L	ND	0.50	0.32	02/23/22 16:04	
Benzene	ug/L	ND	0.50	0.34	02/23/22 16:04	
Bromobenzene	ug/L	ND	0.50	0.29	02/23/22 16:04	
Bromochloromethane	ug/L	ND	0.50	0.47	02/23/22 16:04	
Bromodichloromethane	ug/L	ND	0.50	0.31	02/23/22 16:04	
Bromoform	ug/L	ND	0.50	0.34	02/23/22 16:04	
Bromomethane	ug/L	ND	5.0	1.7	02/23/22 16:04	
Carbon tetrachloride	ug/L	ND	0.50	0.33	02/23/22 16:04	
Chlorobenzene	ug/L	ND	0.50	0.28	02/23/22 16:04	
Chloroethane	ug/L	ND	1.0	0.65	02/23/22 16:04	
Chloroform	ug/L	ND	0.50	0.35	02/23/22 16:04	
Chloromethane	ug/L	ND	1.0	0.54	02/23/22 16:04	
cis-1,2-Dichloroethene	ug/L	ND	0.50	0.38	02/23/22 16:04	
cis-1,3-Dichloropropene	ug/L	ND	0.50	0.36	02/23/22 16:04	
Dibromochloromethane	ug/L	ND	0.50	0.36	02/23/22 16:04	
Dibromomethane	ug/L	ND	0.50	0.39	02/23/22 16:04	
Dichlorodifluoromethane	ug/L	ND	0.50	0.35	02/23/22 16:04	
Diisopropyl ether	ug/L	ND	0.50	0.31	02/23/22 16:04	

Results presented on this page are in the units indicated by the "Units" column except where an alternate unit is presented to the right of the result.

This report shall not be reproduced, except in full,
without the written consent of Pace Analytical Services, LLC.

Pace Analytical Services, LLC
9800 Kincey Ave. Suite 100
Huntersville, NC 28078
(704)875-9092

QUALITY CONTROL DATA

Project: 2020-LI-2448
Pace Project No.: 92589484

METHOD BLANK: 3559549 Matrix: Water
Associated Lab Samples: 92589484001

Parameter	Units	Blank Result	Reporting Limit	MDL	Analyzed	Qualifiers
Ethanol	ug/L	ND	200	72.2	02/23/22 16:04	
Ethylbenzene	ug/L	ND	0.50	0.30	02/23/22 16:04	
Hexachloro-1,3-butadiene	ug/L	ND	2.0	1.5	02/23/22 16:04	
Isopropylbenzene (Cumene)	ug/L	ND	0.50	0.33	02/23/22 16:04	
m&p-Xylene	ug/L	ND	1.0	0.71	02/23/22 16:04	
Methyl-tert-butyl ether	ug/L	ND	0.50	0.42	02/23/22 16:04	
Methylene Chloride	ug/L	ND	2.0	2.0	02/23/22 16:04	
n-Butylbenzene	ug/L	ND	0.50	0.49	02/23/22 16:04	
n-Propylbenzene	ug/L	ND	0.50	0.34	02/23/22 16:04	
Naphthalene	ug/L	ND	2.0	0.64	02/23/22 16:04	
o-Xylene	ug/L	ND	0.50	0.34	02/23/22 16:04	
sec-Butylbenzene	ug/L	ND	0.50	0.40	02/23/22 16:04	
Styrene	ug/L	ND	0.50	0.29	02/23/22 16:04	
tert-Butylbenzene	ug/L	ND	0.50	0.32	02/23/22 16:04	
Tetrachloroethene	ug/L	ND	0.50	0.29	02/23/22 16:04	
Toluene	ug/L	ND	0.50	0.48	02/23/22 16:04	
trans-1,2-Dichloroethene	ug/L	ND	0.50	0.40	02/23/22 16:04	
trans-1,3-Dichloropropene	ug/L	ND	0.50	0.36	02/23/22 16:04	
Trichloroethene	ug/L	ND	0.50	0.38	02/23/22 16:04	
Trichlorofluoromethane	ug/L	ND	1.0	0.30	02/23/22 16:04	
Vinyl chloride	ug/L	ND	1.0	0.39	02/23/22 16:04	
1,2-Dichloroethane-d4 (S)	%	99	70-130		02/23/22 16:04	
4-Bromofluorobenzene (S)	%	99	70-130		02/23/22 16:04	
Toluene-d8 (S)	%	98	70-130		02/23/22 16:04	

LABORATORY CONTROL SAMPLE: 3559550

Parameter	Units	Spike Conc.	LCS Result	LCS % Rec	% Rec Limits	Qualifiers
1,1,1,2-Tetrachloroethane	ug/L	50	48.9	98	60-140	
1,1,1-Trichloroethane	ug/L	50	42.2	84	60-140	
1,1,2,2-Tetrachloroethane	ug/L	50	46.5	93	60-140	
1,1,2-Trichloroethane	ug/L	50	44.5	89	60-140	
1,1-Dichloroethane	ug/L	50	43.9	88	60-140	
1,1-Dichloroethene	ug/L	50	42.4	85	60-140	
1,1-Dichloropropene	ug/L	50	44.8	90	60-140	
1,2,3-Trichlorobenzene	ug/L	50	48.5	97	60-140	
1,2,3-Trichloropropane	ug/L	50	50.7	101	60-140	
1,2,4-Trichlorobenzene	ug/L	50	49.3	99	60-140	
1,2,4-Trimethylbenzene	ug/L	50	43.8	88	60-140	
1,2-Dibromo-3-chloropropane	ug/L	50	48.7	97	60-140	
1,2-Dibromoethane (EDB)	ug/L	50	47.2	94	60-140	
1,2-Dichlorobenzene	ug/L	50	47.4	95	60-140	
1,2-Dichloroethane	ug/L	50	43.7	87	60-140	
1,2-Dichloropropane	ug/L	50	46.5	93	60-140	

Results presented on this page are in the units indicated by the "Units" column except where an alternate unit is presented to the right of the result.

This report shall not be reproduced, except in full,
without the written consent of Pace Analytical Services, LLC.

Pace Analytical Services, LLC
9800 Kincey Ave. Suite 100
Huntersville, NC 28078
(704)875-9092

QUALITY CONTROL DATA

Project: 2020-LI-2448
Pace Project No.: 92589484

LABORATORY CONTROL SAMPLE: 3559550

Parameter	Units	Spike Conc.	LCS Result	LCS % Rec	% Rec Limits	Qualifiers
1,3,5-Trimethylbenzene	ug/L	50	45.8	92	60-140	
1,3-Dichlorobenzene	ug/L	50	48.5	97	60-140	
1,3-Dichloropropane	ug/L	50	47.4	95	60-140	
1,4-Dichlorobenzene	ug/L	50	45.6	91	60-140	
2,2-Dichloropropane	ug/L	50	41.6	83	60-140	IL
2-Chlorotoluene	ug/L	50	47.3	95	60-140	
4-Chlorotoluene	ug/L	50	45.8	92	60-140	
Benzene	ug/L	50	44.9	90	60-140	
Bromobenzene	ug/L	50	48.9	98	60-140	
Bromochloromethane	ug/L	50	44.3	89	60-140	
Bromodichloromethane	ug/L	50	44.1	88	60-140	
Bromoform	ug/L	50	47.7	95	60-140	
Bromomethane	ug/L	50	48.3	97	60-140	
Carbon tetrachloride	ug/L	50	45.1	90	60-140	
Chlorobenzene	ug/L	50	47.1	94	60-140	
Chloroethane	ug/L	50	39.0	78	60-140	
Chloroform	ug/L	50	45.4	91	60-140	
Chloromethane	ug/L	50	52.9	106	60-140	
cis-1,2-Dichloroethene	ug/L	50	45.2	90	60-140	
cis-1,3-Dichloropropene	ug/L	50	46.1	92	60-140	
Dibromochloromethane	ug/L	50	44.1	88	60-140	
Dibromomethane	ug/L	50	46.6	93	60-140	
Dichlorodifluoromethane	ug/L	50	56.8	114	60-140	
Diisopropyl ether	ug/L	50	45.9	92	60-140	
Ethanol	ug/L	2000	1810	91	60-140	
Ethylbenzene	ug/L	50	46.4	93	60-140	
Hexachloro-1,3-butadiene	ug/L	50	49.8	100	60-140	
Isopropylbenzene (Cumene)	ug/L	50	47.4	95	60-140	
m&p-Xylene	ug/L	100	93.6	94	60-140	
Methyl-tert-butyl ether	ug/L	50	42.7	85	60-140	
Methylene Chloride	ug/L	50	48.1	96	60-140	
n-Butylbenzene	ug/L	50	44.5	89	60-140	
n-Propylbenzene	ug/L	50	46.5	93	60-140	
Naphthalene	ug/L	50	47.7	95	60-140	
o-Xylene	ug/L	50	47.5	95	60-140	
sec-Butylbenzene	ug/L	50	46.9	94	60-140	
Styrene	ug/L	50	47.8	96	60-140	
tert-Butylbenzene	ug/L	50	46.6	93	60-140	
Tetrachloroethene	ug/L	50	48.3	97	60-140	
Toluene	ug/L	50	44.1	88	60-140	
trans-1,2-Dichloroethene	ug/L	50	45.2	90	60-140	
trans-1,3-Dichloropropene	ug/L	50	45.9	92	60-140	
Trichloroethene	ug/L	50	46.9	94	60-140	
Trichlorofluoromethane	ug/L	50	41.2	82	60-140	
Vinyl chloride	ug/L	50	50.8	102	60-140	
1,2-Dichloroethane-d4 (S)	%			104	70-130	
4-Bromofluorobenzene (S)	%			97	70-130	

Results presented on this page are in the units indicated by the "Units" column except where an alternate unit is presented to the right of the result.

This report shall not be reproduced, except in full,
without the written consent of Pace Analytical Services, LLC.

Pace Analytical Services, LLC
9800 Kincey Ave. Suite 100
Huntersville, NC 28078
(704)875-9092

QUALITY CONTROL DATA

Project: 2020-LI-2448
Pace Project No.: 92589484

LABORATORY CONTROL SAMPLE: 3559550

Parameter	Units	Spike Conc.	LCS Result	LCS % Rec	% Rec Limits	Qualifiers
Toluene-d8 (S)	%			96	70-130	

MATRIX SPIKE & MATRIX SPIKE DUPLICATE: 3559551 3559552

Parameter	Units	92588940005 Result	MS Spike Conc.	MSD Spike Conc.	MS Result	MSD Result	MS % Rec	MSD % Rec	% Rec Limits	RPD	Max RPD	Qual
1,1,1,2-Tetrachloroethane	ug/L	ND	4000	4000	4850	4790	121	120	60-140	1	30	
1,1,1-Trichloroethane	ug/L	ND	4000	4000	4380	4280	110	107	60-140	2	30	
1,1,2,2-Tetrachloroethane	ug/L	ND	4000	4000	4520	4480	113	112	60-140	1	30	
1,1,2-Trichloroethane	ug/L	ND	4000	4000	4430	4320	111	108	60-140	2	30	
1,1-Dichloroethane	ug/L	ND	4000	4000	4490	4430	112	111	60-140	1	30	
1,1-Dichloroethene	ug/L	ND	4000	4000	4450	4370	111	109	60-140	2	30	
1,1-Dichloropropene	ug/L	ND	4000	4000	4610	4600	115	115	60-140	0	30	
1,2,3-Trichlorobenzene	ug/L	ND	4000	4000	4580	4660	114	117	60-140	2	30	
1,2,3-Trichloropropane	ug/L	ND	4000	4000	4980	4920	125	123	60-140	1	30	
1,2,4-Trichlorobenzene	ug/L	ND	4000	4000	4730	4820	118	121	60-140	2	30	
1,2,4-Trimethylbenzene	ug/L	3810	4000	4000	8370	8480	114	117	60-140	1	30	
1,2-Dibromo-3-chloropropane	ug/L	ND	4000	4000	4350	4430	109	111	60-140	2	30	
1,2-Dibromoethane (EDB)	ug/L	ND	4000	4000	4650	4580	116	115	60-140	1	30	
1,2-Dichlorobenzene	ug/L	ND	4000	4000	4740	4670	118	117	60-140	1	30	
1,2-Dichloroethane	ug/L	ND	4000	4000	4380	4290	110	107	60-140	2	30	
1,2-Dichloropropane	ug/L	ND	4000	4000	4800	4670	120	117	60-140	3	30	
1,3,5-Trimethylbenzene	ug/L	1110	4000	4000	5790	5750	117	116	60-140	1	30	
1,3-Dichlorobenzene	ug/L	ND	4000	4000	4920	4900	123	123	60-140	0	30	
1,3-Dichloropropane	ug/L	ND	4000	4000	4760	4770	119	119	60-140	0	30	
1,4-Dichlorobenzene	ug/L	ND	4000	4000	4660	4670	116	117	60-140	0	30	
2,2-Dichloropropane	ug/L	ND	4000	4000	3960	3940	99	98	60-140	0	30	IL
2-Chlorotoluene	ug/L	ND	4000	4000	5240	5170	131	129	60-140	1	30	
4-Chlorotoluene	ug/L	ND	4000	4000	4680	4560	117	114	60-140	3	30	
Benzene	ug/L	3470	4000	4000	8310	8340	121	122	60-140	0	30	
Bromobenzene	ug/L	ND	4000	4000	5040	4890	126	122	60-140	3	30	
Bromochloromethane	ug/L	ND	4000	4000	4290	4290	107	107	60-140	0	30	
Bromodichloromethane	ug/L	ND	4000	4000	4350	4280	109	107	60-140	2	30	
Bromoform	ug/L	ND	4000	4000	4400	4400	110	110	60-140	0	30	
Bromomethane	ug/L	ND	4000	4000	4680	5370	117	134	60-140	14	30	
Carbon tetrachloride	ug/L	ND	4000	4000	4840	4810	121	120	60-140	1	30	
Chlorobenzene	ug/L	ND	4000	4000	4960	4820	124	121	60-140	3	30	
Chloroethane	ug/L	ND	4000	4000	4700	4690	117	117	60-140	0	30	
Chloroform	ug/L	ND	4000	4000	4510	4370	113	109	60-140	3	30	
Chloromethane	ug/L	ND	4000	4000	5350	5360	134	134	60-140	0	30	
cis-1,2-Dichloroethene	ug/L	ND	4000	4000	4520	4550	113	114	60-140	1	30	
cis-1,3-Dichloropropene	ug/L	ND	4000	4000	4510	4410	113	110	60-140	2	30	
Dibromochloromethane	ug/L	ND	4000	4000	4340	4260	108	107	60-140	2	30	
Dibromomethane	ug/L	ND	4000	4000	4480	4450	112	111	60-140	1	30	

Results presented on this page are in the units indicated by the "Units" column except where an alternate unit is presented to the right of the result.

This report shall not be reproduced, except in full,
without the written consent of Pace Analytical Services, LLC.

Pace Analytical Services, LLC
9800 Kincey Ave. Suite 100
Huntersville, NC 28078
(704)875-9092

QUALITY CONTROL DATA

Project: 2020-LI-2448
Pace Project No.: 92589484

MATRIX SPIKE & MATRIX SPIKE DUPLICATE: 3559551 3559552

Parameter	Units	92588940005 Result	MS Spike Conc.	MSD Spike Conc.	MS Result	MSD Result	MS % Rec	MSD % Rec	% Rec Limits	RPD	Max RPD	Qual
Dichlorodifluoromethane	ug/L	ND	4000	4000	6020	5890	150	147	60-140	2	30	M1
Diisopropyl ether	ug/L	434	4000	4000	4990	4970	114	113	60-140	0	30	
Ethanol	ug/L	ND	160000	160000	172000	168000	108	105	60-140	3	30	
Ethylbenzene	ug/L	4820	4000	4000	9930	9880	128	127	60-140	0	30	
Hexachloro-1,3-butadiene	ug/L	ND	4000	4000	5080	5050	127	126	60-140	1	30	
Isopropylbenzene (Cumene)	ug/L	222	4000	4000	5130	5050	123	121	60-140	2	30	
m&p-Xylene	ug/L	18000	8000	8000	27800	28000	123	125	60-140	1	30	
Methyl-tert-butyl ether	ug/L	19100	4000	4000	25000	25700	148	166	60-140	3	30	M1
Methylene Chloride	ug/L	ND	4000	4000	4880	4730	122	118	60-140	3	30	
n-Butylbenzene	ug/L	103	4000	4000	4580	4640	112	113	60-140	1	30	
n-Propylbenzene	ug/L	553	4000	4000	5280	5340	118	120	60-140	1	30	
Naphthalene	ug/L	701	4000	4000	5260	5390	114	117	60-140	2	30	
o-Xylene	ug/L	7560	4000	4000	12600	12800	126	130	60-140	1	30	
sec-Butylbenzene	ug/L	ND	4000	4000	4800	4770	120	119	60-140	0	30	
Styrene	ug/L	218	4000	4000	5080	5120	122	122	60-140	1	30	
tert-Butylbenzene	ug/L	ND	4000	4000	4230	4140	106	104	60-140	2	30	
Tetrachloroethene	ug/L	ND	4000	4000	4890	4760	122	119	60-140	3	30	
Toluene	ug/L	25500	4000	4000	30100	30900	117	136	60-140	3	30	
trans-1,2-Dichloroethene	ug/L	ND	4000	4000	4640	4640	116	116	60-140	0	30	
trans-1,3-Dichloropropene	ug/L	ND	4000	4000	4350	4340	109	108	60-140	0	30	
Trichloroethene	ug/L	ND	4000	4000	4890	4810	122	120	60-140	2	30	
Trichlorofluoromethane	ug/L	ND	4000	4000	4790	4800	120	120	60-140	0	30	
Vinyl chloride	ug/L	ND	4000	4000	5060	5000	126	125	60-140	1	30	
1,2-Dichloroethane-d4 (S)	%						102	102	70-130			
4-Bromofluorobenzene (S)	%						97	97	70-130			
Toluene-d8 (S)	%						97	95	70-130			

Results presented on this page are in the units indicated by the "Units" column except where an alternate unit is presented to the right of the result.

This report shall not be reproduced, except in full,
without the written consent of Pace Analytical Services, LLC.

Pace Analytical Services, LLC
9800 Kincey Ave. Suite 100
Huntersville, NC 28078
(704)875-9092

QUALIFIERS

Project: 2020-LI-2448
Pace Project No.: 92589484

DEFINITIONS

DF - Dilution Factor, if reported, represents the factor applied to the reported data due to dilution of the sample aliquot.

ND - Not Detected at or above adjusted reporting limit.

TNTC - Too Numerous To Count

J - Estimated concentration above the adjusted method detection limit and below the adjusted reporting limit.

MDL - Adjusted Method Detection Limit.

PQL - Practical Quantitation Limit.

RL - Reporting Limit - The lowest concentration value that meets project requirements for quantitative data with known precision and bias for a specific analyte in a specific matrix.

S - Surrogate

1,2-Diphenylhydrazine decomposes to and cannot be separated from Azobenzene using Method 8270. The result for each analyte is a combined concentration.

Consistent with EPA guidelines, unrounded data are displayed and have been used to calculate % recovery and RPD values.

LCS(D) - Laboratory Control Sample (Duplicate)

MS(D) - Matrix Spike (Duplicate)

DUP - Sample Duplicate

RPD - Relative Percent Difference

NC - Not Calculable.

SG - Silica Gel - Clean-Up

U - Indicates the compound was analyzed for, but not detected.

Acid preservation may not be appropriate for 2 Chloroethylvinyl ether.

A separate vial preserved to a pH of 4-5 is recommended in SW846 Chapter 4 for the analysis of Acrolein and Acrylonitrile by EPA Method 8260.

N-Nitrosodiphenylamine decomposes and cannot be separated from Diphenylamine using Method 8270. The result reported for each analyte is a combined concentration.

Reported results are not rounded until the final step prior to reporting. Therefore, calculated parameters that are typically reported as "Total" may vary slightly from the sum of the reported component parameters.

Pace Analytical is TNI accredited. Contact your Pace PM for the current list of accredited analytes.

TNI - The NELAC Institute.

ANALYTE QUALIFIERS

IL	This analyte exceeded secondary source verification criteria low for the initial calibration. The reported results should be considered an estimated value.
M1	Matrix spike recovery exceeded QC limits. Batch accepted based on laboratory control sample (LCS) recovery.
N2	The lab does not hold NELAC/TNI accreditation for this parameter but other accreditations/certifications may apply. A complete list of accreditations/certifications is available upon request.

This report shall not be reproduced, except in full,
without the written consent of Pace Analytical Services, LLC.

Pace Analytical Services, LLC
9800 Kincey Ave. Suite 100
Huntersville, NC 28078
(704)875-9092

QUALITY CONTROL DATA CROSS REFERENCE TABLE

Project: 2020-LI-2448
Pace Project No.: 92589484

Lab ID	Sample ID	QC Batch Method	QC Batch	Analytical Method	Analytical Batch
92589484001	**14226_HC_RD**	MADEP VPH	680135		
92589484001	**14226_HC_RD**	EPA 3010A	681174	EPA 6010D	682682
92589484001	**14226_HC_RD**	SM 6200B	680357		

This report shall not be reproduced, except in full,
without the written consent of Pace Analytical Services, LLC.

Pace Analytical

CHAIN-OF-CUSTODY Analytical Request Document

Chain-of-Custody is a LEGAL DOCUMENT - Complete all relevent fields

LAB USE ONLY WO# : 92589484

92589484

Company: Apex Companies

Address:

Billing Information:

Report To: Andrew Street

Email To: andrew.street@apexcos.com

Copy To:

Site Collection Info/Address:

Customer Project Name/Number: 2020-LI-2448

State: NC County/City: Huntersville Time Zone Collected: [ ] PT [ ] MT [ ] CT [ ] ET

Phone:

Email:

Site/Facility ID #:

Compliance Monitoring? [ ] Yes [ ] No

Collected By (print): Roger Cantley

Purchase Order #:

Quote #:

DW PWS ID #:

DW Location Code:

Collected By (signature):

Turnaround Date Required: ASAP

Immediately Packed on Ice: [✓] Yes [ ] No

Sample Disposal: [✓] Dispose as appropriate [ ] Return [ ] Archive: [ ] Hold:

Rush: [ ] Same Day [ ] Next Day [ ] 2 Day [ ] 3 Day [ ] 4 Day [ ] 5 Day (Expedite Charges Apply)

Field Filtered (if applicable): [ ] Yes [ ] No

Analysis:

* Matrix Codes (Insert in Matrix box below): Drinking Water (DW), Ground Water (GW), Wastewater (WW), Product (P), Soil/Solid (SL), Oil (OL), Wipe (WP), Air (AR), Tissue (TS), Bioassay (B), Vapor (V), Other (OT)

Container Preservative Type

** Preservative Types: (1) nitric acid, (2) sulfuric acid, (3) hydrochloric acid, (4) sodium hydroxide, (5) zinc acetate, (6) methanol, (7) sodium bisulfate, (8) sodium thiosulfate, (9) hexane, (A) ascorbic acid, (B) ammonium sulfate, (C) ammonium hydroxide, (D) TSP, (U) Unpreserved, (O) Other

Customer Sample ID	Matrix *	Comp / Grab	Collected (or Composite Start) Date	Collected (or Composite Start) Time	Composite End Date	Composite End Time	Res Cl	# of Ctns	VOCs 6200B	MADEP VPH	LEAD
14226-HC-RD	DW	G	2/22/22	0905				8	x	x	x

Lab Profile/Line:

Lab Sample Receipt Checklist:

Custody Seals Present/Intact	Y	N	NA
Custody Signatures Present	Y	N	NA
Collector Signature Present	Y	N	NA
Bottles Intact	Y	N	NA
Correct Bottles	Y	N	NA
Sufficient Volume	Y	N	NA
Samples Received on Ice	Y	N	NA
VOA - Headspace Acceptable	Y	N	NA
USDA Regulated Soils	Y	N	NA
Samples in Holding Time	Y	N	NA
Residual Chlorine Present	Y	N	NA
Cl Strips:			
Sample pH Acceptable	Y	N	NA
pH Strips: 2238/AW			
Sulfide Present	Y	N	NA
Lead Acetate Strips:			

LAB USE ONLY:
Lab Sample # / Comments:
92589484
001

Customer Remarks / Special Conditions / Possible Hazards:

Type of Ice Used: Wet Blue Dry None

Packing Material Used: BB

Radchem sample(s) screened (<500 cpm): Y N NA

SHORT HOLDS PRESENT (<72 hours): Y N N/A

Lab Tracking #: 2601668

Samples received via: FEDEX UPS Client Courier Pace Courier

Lab Sample Temperature Info:
Temp Blank Received: Y N NA
Therm ID#: 92TGAU
Cooler 1 Temp Upon Receipt: 1.3 oC
Cooler 1 Therm Corr. Factor: 0 oC
Cooler 1 Corrected Temp: 1.3 oC
Comments:

Relinquished by/Company: (Signature)	Date/Time:	Received by/Company: (Signature)	Date/Time:
James Johnson Apex	2/22/22 1135	KH Pace HVL	2/22/22 1135
Relinquished by/Company: (Signature)	Date/Time:	Received by/Company: (Signature)	Date/Time:
Relinquished by/Company: (Signature)	Date/Time:	Received by/Company: (Signature)	Date/Time:

MTJL LAB USE ONLY
Table #:
Acctnum:
Template:
Prelogin:
PM:
PB:

Trip Blank Received: Y N NA
HCL MeOH TSP Other

Non Conformance(s): YES / NO

Page: 1 of: 1

Pace Analytical®	Document Name: Sample Condition Upon Receipt (SCUR)	Document Revised: November 15, 2021 Page 2 of 2
	Document No.: F-CAR-CS-033-Rev.08	Issuing Authority: Pace Carolinas Quality Office

***Check mark top half of box if pH and/or dechlorination is verified and within the acceptance range for preservation samples.**

Exceptions: VOA, Coliform, TOC, Oil and Grease, DRO/8015 (water) DOC, LLHg

****Bottom half of box is to list number of bottles**

Project # WO#: 92589484

PM: AMB Due Date: 03/01/22

CLIENT: 92-APEX MOOR

Item#	BP4U-125 mL Plastic Unpreserved (N/A) (Cl-)	BP3U-250 mL Plastic Unpreserved (N/A)	BP2U-500 mL Plastic Unpreserved (N/A)	BP1U-1 liter Plastic Unpreserved (N/A)	BP4S-125 mL Plastic H2SO4 (pH < 2) (Cl-)	BP3N-250 mL plastic HNO3 (pH < 2)	BP4Z-125 mL Plastic ZN Acetate & NaOH (>9)	BP4B-125 mL Plastic NaOH (pH > 12) (Cl-)	WGFU-Wide-mouthed Glass jar Unpreserved	AG1U-1 liter Amber Unpreserved (N/A) (Cl-)	AG1H-1 liter Amber HCl (pH < 2)	AG3U-250 mL Amber Unpreserved (N/A) (Cl-)	AG1S-1 liter Amber H2SO4 (pH < 2)	AG3S-250 mL Amber H2SO4 (pH < 2)	AG3A(DG3A)-250 mL Amber NH4Cl (N/A)(Cl-)	DG9H-40 mL VOA HCl (N/A)	VG9T-40 mL VOA Na2S2O3 (N/A)	VG9U-40 mL VOA Unpreserved (N/A)	DG9P-40 mL VOA H3PO4 (N/A)	VOAK (3 vials per kit)-5035 kit (N/A)	V/GK (3 vials per kit)-VPH/Gas kit (N/A)	SP5T-125 mL Sterile Plastic (N/A – lab)	SP2T-250 mL Sterile Plastic (N/A – lab)		BP3A-250 mL Plastic (NH2)2SO4 (9.3-9.7)	AG0U-100 mL Amber Unpreserved vials (N/A)	VSGU-20 mL Scintillation vials (N/A)	DG9U-40 mL Amber Unpreserved vials (N/A)
1						✓										✓												
2																												
3																												
4																												
5																												
6																												
7																												
8																												
9																												
10																												
11																												
12																												

pH Adjustment Log for Preserved Samples

Sample ID	Type of Preservative	pH upon receipt	Date preservation adjusted	Time preservation adjusted	Amount of Preservative added	Lot #

Note: Whenever there is a discrepancy affecting North Carolina compliance samples, a copy of this form will be sent to the North Carolina DEHNR Certification Office (i.e. Out of hold, incorrect preservative, out of temp, incorrect containers.

Pace Analytical Services, LLC
9800 Kincey Ave. Suite 100
Huntersville, NC 28078
(704)875-9092

March 09, 2022

Andrew Street
Apex Companies - NC
5900 Northwoods Business Pkwy
Suite 5900-0
Charlotte, NC 28269

RE: Project: 2020-LI-2448
Pace Project No.: 92589490

Dear Andrew Street:

Enclosed are the analytical results for sample(s) received by the laboratory on February 22, 2022. The results relate only to the samples included in this report. Results reported herein conform to the applicable TNI/NELAC Standards and the laboratory's Quality Manual, where applicable, unless otherwise noted in the body of the report.

The test results provided in this final report were generated by each of the following laboratories within the Pace Network:

- Pace Analytical Services - Asheville
- Pace Analytical Services - Charlotte

If you have any questions concerning this report, please feel free to contact me.

Sincerely,

Angela M. Baioni

Angela Baioni
angela.baioni@pacelabs.com
(704)875-9092
Project Manager

Enclosures

cc: J Culbreath, Colonial Pipeline Company
Naomi Fretz, APEX Companies, LLC
Robert Hughes, Colonial Pipeline
Cameron Lee, Montrose-EPS
Jamie Moran, APEX Companies, LLC
Jeff Morrison, Colonial Pipeline Company
Tom Naumann, APEX Companies - NC
Joe Nicolette, Montrose-EPS
Kaitlyn Nootens, Apex Companies
Christopher Schultz, Apex Companies
Matt Teixeira, Apex Companies, LLC
Michael Verdon, Colonial Pipeline Company
JM Wyatt, Colonial Pipeline Company

REPORT OF LABORATORY ANALYSIS

This report shall not be reproduced, except in full,
without the written consent of Pace Analytical Services, LLC.

Pace Analytical Services, LLC
9800 Kincey Ave. Suite 100
Huntersville, NC 28078
(704)875-9092

CERTIFICATIONS

Project: 2020-LI-2448
Pace Project No.: 92589490

Pace Analytical Services Charlotte

South Carolina Laboratory ID: 99006
9800 Kincey Ave. Ste 100, Huntersville, NC 28078
North Carolina Drinking Water Certification #: 37706
North Carolina Field Services Certification #: 5342
North Carolina Wastewater Certification #: 12
South Carolina Laboratory ID: 99006
South Carolina Certification #: 99006001
South Carolina Drinking Water Cert. #: 99006003
Florida/NELAP Certification #: E87627
Kentucky UST Certification #: 84
Louisiana DoH Drinking Water #: LA029
Virginia/VELAP Certification #: 460221

Pace Analytical Services Asheville

2225 Riverside Drive, Asheville, NC 28804
Florida/NELAP Certification #: E87648
North Carolina Drinking Water Certification #: 37712
North Carolina Wastewater Certification #: 40
South Carolina Laboratory ID: 99030
South Carolina Certification #: 99030001
Virginia/VELAP Certification #: 460222

This report shall not be reproduced, except in full,
without the written consent of Pace Analytical Services, LLC.

Pace Analytical Services, LLC
9800 Kincey Ave. Suite 100
Huntersville, NC 28078
(704)875-9092

SAMPLE SUMMARY

Project: 2020-LI-2448
Pace Project No.: 92589490

Lab ID	Sample ID	Matrix	Date Collected	Date Received
92589490001	**13835_AC_RD**	Water	02/22/22 10:15	02/22/22 11:35

This report shall not be reproduced, except in full,
without the written consent of Pace Analytical Services, LLC.

Pace Analytical Services, LLC
9800 Kincey Ave. Suite 100
Huntersville, NC 28078
(704)875-9092

SAMPLE ANALYTE COUNT

Project: 2020-LI-2448
Pace Project No.: 92589490

Lab ID	Sample ID	Method	Analysts	Analytes Reported	Laboratory
92589490001	**13835_AC_RD**	MADEP VPH	MAD	6	PASI-C
		EPA 6010D	CBV	1	PASI-A
		SM 6200B	CL	64	PASI-C

PASI-A = Pace Analytical Services - Asheville
PASI-C = Pace Analytical Services - Charlotte

This report shall not be reproduced, except in full,
without the written consent of Pace Analytical Services, LLC.

Pace Analytical Services, LLC
9800 Kincey Ave. Suite 100
Huntersville, NC 28078
(704)875-9092

ANALYTICAL RESULTS

Project: 2020-LI-2448
Pace Project No.: 92589490

Sample: 13835_AC_RD **Lab ID: 92589490001** Collected: 02/22/22 10:15 Received: 02/22/22 11:35 Matrix: Water

Parameters	Results	Units	Report Limit	MDL	DF	Prepared	Analyzed	CAS No.	Qual
VPH NC Water	Analytical Method: MADEP VPH								
	Pace Analytical Services - Charlotte								
Total VPH (C5-C12)	ND	ug/L	50.0	50.0	1		02/22/22 22:32		N2
Aliphatic (C05-C08)	ND	ug/L	50.0	50.0	1		02/22/22 22:32		N2
Aliphatic(C09-C12) Adjusted	ND	ug/L	50.0	50.0	1		02/22/22 22:32		N2
Aromatic (C09-C10)	ND	ug/L	50.0	50.0	1		02/22/22 22:32		N2
Surrogates									
4-Bromofluorobenzene (FID) (S)	99	%	70-130		1		02/22/22 22:32	460-00-4	
4-Bromofluorobenzene (PID) (S)	95	%	70-130		1		02/22/22 22:32	460-00-4	
6010 MET ICP	Analytical Method: EPA 6010D Preparation Method: EPA 3010A								
	Pace Analytical Services - Asheville								
Lead	**9.1**	ug/L	5.0	4.5	1	03/05/22 02:01	03/06/22 21:23	7439-92-1	
6200B MSV	Analytical Method: SM 6200B								
	Pace Analytical Services - Charlotte								
Benzene	ND	ug/L	0.50	0.34	1		02/23/22 17:54	71-43-2	
Bromobenzene	ND	ug/L	0.50	0.29	1		02/23/22 17:54	108-86-1	
Bromochloromethane	ND	ug/L	0.50	0.47	1		02/23/22 17:54	74-97-5	
Bromodichloromethane	ND	ug/L	0.50	0.31	1		02/23/22 17:54	75-27-4	
Bromoform	ND	ug/L	0.50	0.34	1		02/23/22 17:54	75-25-2	
Bromomethane	ND	ug/L	5.0	1.7	1		02/23/22 17:54	74-83-9	
n-Butylbenzene	ND	ug/L	0.50	0.49	1		02/23/22 17:54	104-51-8	
sec-Butylbenzene	ND	ug/L	0.50	0.40	1		02/23/22 17:54	135-98-8	
tert-Butylbenzene	ND	ug/L	0.50	0.32	1		02/23/22 17:54	98-06-6	
Carbon tetrachloride	ND	ug/L	0.50	0.33	1		02/23/22 17:54	56-23-5	
Chlorobenzene	ND	ug/L	0.50	0.28	1		02/23/22 17:54	108-90-7	
Chloroethane	ND	ug/L	1.0	0.65	1		02/23/22 17:54	75-00-3	
Chloroform	ND	ug/L	0.50	0.35	1		02/23/22 17:54	67-66-3	
Chloromethane	ND	ug/L	1.0	0.54	1		02/23/22 17:54	74-87-3	
2-Chlorotoluene	ND	ug/L	0.50	0.32	1		02/23/22 17:54	95-49-8	
4-Chlorotoluene	ND	ug/L	0.50	0.32	1		02/23/22 17:54	106-43-4	
1,2-Dibromo-3-chloropropane	ND	ug/L	1.0	0.34	1		02/23/22 17:54	96-12-8	
Dibromochloromethane	ND	ug/L	0.50	0.36	1		02/23/22 17:54	124-48-1	
1,2-Dibromoethane (EDB)	ND	ug/L	0.50	0.27	1		02/23/22 17:54	106-93-4	
Dibromomethane	ND	ug/L	0.50	0.39	1		02/23/22 17:54	74-95-3	
1,2-Dichlorobenzene	ND	ug/L	0.50	0.34	1		02/23/22 17:54	95-50-1	
1,3-Dichlorobenzene	ND	ug/L	0.50	0.34	1		02/23/22 17:54	541-73-1	
1,4-Dichlorobenzene	ND	ug/L	0.50	0.33	1		02/23/22 17:54	106-46-7	
Dichlorodifluoromethane	ND	ug/L	0.50	0.35	1		02/23/22 17:54	75-71-8	
1,1-Dichloroethane	ND	ug/L	0.50	0.37	1		02/23/22 17:54	75-34-3	
1,2-Dichloroethane	ND	ug/L	0.50	0.32	1		02/23/22 17:54	107-06-2	
1,1-Dichloroethene	ND	ug/L	0.50	0.35	1		02/23/22 17:54	75-35-4	
cis-1,2-Dichloroethene	ND	ug/L	0.50	0.38	1		02/23/22 17:54	156-59-2	
trans-1,2-Dichloroethene	ND	ug/L	0.50	0.40	1		02/23/22 17:54	156-60-5	
1,2-Dichloropropane	ND	ug/L	0.50	0.36	1		02/23/22 17:54	78-87-5	
1,3-Dichloropropane	ND	ug/L	0.50	0.28	1		02/23/22 17:54	142-28-9	

This report shall not be reproduced, except in full,
without the written consent of Pace Analytical Services, LLC.

Pace Analytical Services, LLC
9800 Kincey Ave. Suite 100
Huntersville, NC 28078
(704)875-9092

ANALYTICAL RESULTS

Project: 2020-LI-2448
Pace Project No.: 92589490

Sample: 13835_AC_RD **Lab ID: 92589490001** Collected: 02/22/22 10:15 Received: 02/22/22 11:35 Matrix: Water

Parameters	Results	Units	Report Limit	MDL	DF	Prepared	Analyzed	CAS No.	Qual
6200B MSV	Analytical Method: SM 6200B								
	Pace Analytical Services - Charlotte								
2,2-Dichloropropane	ND	ug/L	0.50	0.39	1		02/23/22 17:54	594-20-7	IL
1,1-Dichloropropene	ND	ug/L	0.50	0.43	1		02/23/22 17:54	563-58-6	
cis-1,3-Dichloropropene	ND	ug/L	0.50	0.36	1		02/23/22 17:54	10061-01-5	
trans-1,3-Dichloropropene	ND	ug/L	0.50	0.36	1		02/23/22 17:54	10061-02-6	
Diisopropyl ether	ND	ug/L	0.50	0.31	1		02/23/22 17:54	108-20-3	
Ethanol	ND	ug/L	200	72.2	1		02/23/22 17:54	64-17-5	
Ethylbenzene	ND	ug/L	0.50	0.30	1		02/23/22 17:54	100-41-4	
Hexachloro-1,3-butadiene	ND	ug/L	2.0	1.5	1		02/23/22 17:54	87-68-3	
Isopropylbenzene (Cumene)	ND	ug/L	0.50	0.33	1		02/23/22 17:54	98-82-8	
Methylene Chloride	ND	ug/L	2.0	2.0	1		02/23/22 17:54	75-09-2	
Methyl-tert-butyl ether	ND	ug/L	0.50	0.42	1		02/23/22 17:54	1634-04-4	
Naphthalene	ND	ug/L	2.0	0.64	1		02/23/22 17:54	91-20-3	
n-Propylbenzene	ND	ug/L	0.50	0.34	1		02/23/22 17:54	103-65-1	
Styrene	ND	ug/L	0.50	0.29	1		02/23/22 17:54	100-42-5	
1,1,1,2-Tetrachloroethane	ND	ug/L	0.50	0.31	1		02/23/22 17:54	630-20-6	
1,1,2,2-Tetrachloroethane	ND	ug/L	0.50	0.22	1		02/23/22 17:54	79-34-5	
Tetrachloroethene	ND	ug/L	0.50	0.29	1		02/23/22 17:54	127-18-4	
Toluene	ND	ug/L	0.50	0.48	1		02/23/22 17:54	108-88-3	
1,2,3-Trichlorobenzene	ND	ug/L	2.0	0.81	1		02/23/22 17:54	87-61-6	
1,2,4-Trichlorobenzene	ND	ug/L	2.0	0.64	1		02/23/22 17:54	120-82-1	
1,1,1-Trichloroethane	ND	ug/L	0.50	0.33	1		02/23/22 17:54	71-55-6	
1,1,2-Trichloroethane	ND	ug/L	0.50	0.32	1		02/23/22 17:54	79-00-5	
Trichloroethene	ND	ug/L	0.50	0.38	1		02/23/22 17:54	79-01-6	
Trichlorofluoromethane	ND	ug/L	1.0	0.30	1		02/23/22 17:54	75-69-4	
1,2,3-Trichloropropane	ND	ug/L	0.50	0.26	1		02/23/22 17:54	96-18-4	
1,2,4-Trimethylbenzene	ND	ug/L	0.50	0.50	1		02/23/22 17:54	95-63-6	
1,3,5-Trimethylbenzene	ND	ug/L	0.50	0.33	1		02/23/22 17:54	108-67-8	
Vinyl chloride	ND	ug/L	1.0	0.39	1		02/23/22 17:54	75-01-4	
m&p-Xylene	ND	ug/L	1.0	0.71	1		02/23/22 17:54	179601-23-1	
o-Xylene	ND	ug/L	0.50	0.34	1		02/23/22 17:54	95-47-6	
Surrogates									
1,2-Dichloroethane-d4 (S)	101	%	70-130		1		02/23/22 17:54	17060-07-0	
4-Bromofluorobenzene (S)	97	%	70-130		1		02/23/22 17:54	460-00-4	
Toluene-d8 (S)	96	%	70-130		1		02/23/22 17:54	2037-26-5	

This report shall not be reproduced, except in full,
without the written consent of Pace Analytical Services, LLC.

Pace Analytical Services, LLC
9800 Kincey Ave. Suite 100
Huntersville, NC 28078
(704)875-9092

QUALITY CONTROL DATA

Project: 2020-LI-2448
Pace Project No.: 92589490

QC Batch: 680135
QC Batch Method: MADEP VPH
Analysis Method: MADEP VPH
Analysis Description: VPH NC Water
Laboratory: Pace Analytical Services - Charlotte
Associated Lab Samples: 92589490001

METHOD BLANK: 3558538
Matrix: Water
Associated Lab Samples: 92589490001

Parameter	Units	Blank Result	Reporting Limit	MDL	Analyzed	Qualifiers
Aliphatic (C05-C08)	ug/L	ND	50.0	50.0	02/22/22 12:54	N2
Aromatic (C09-C10)	ug/L	ND	50.0	50.0	02/22/22 12:54	N2
4-Bromofluorobenzene (FID) (S)	%	104	70-130		02/22/22 12:54	
4-Bromofluorobenzene (PID) (S)	%	101	70-130		02/22/22 12:54	

LABORATORY CONTROL SAMPLE & LCSD: 3558539 3558540

Parameter	Units	Spike Conc.	LCS Result	LCSD Result	LCS % Rec	LCSD % Rec	% Rec Limits	RPD	Max RPD	Qualifiers
Aliphatic (C05-C08)	ug/L	300	314	356	105	119	70-130	13	25	N2
Aromatic (C09-C10)	ug/L	100	103	104	103	104	70-130	1	25	N2
4-Bromofluorobenzene (FID) (S)	%				105	103	70-130			
4-Bromofluorobenzene (PID) (S)	%				102	100	70-130			

Results presented on this page are in the units indicated by the "Units" column except where an alternate unit is presented to the right of the result.

This report shall not be reproduced, except in full,
without the written consent of Pace Analytical Services, LLC.

Pace Analytical Services, LLC
9800 Kincey Ave. Suite 100
Huntersville, NC 28078
(704)875-9092

QUALITY CONTROL DATA

Project: 2020-LI-2448
Pace Project No.: 92589490

QC Batch: 681174
QC Batch Method: EPA 3010A
Analysis Method: EPA 6010D
Analysis Description: 6010 MET
Laboratory: Pace Analytical Services - Asheville
Associated Lab Samples: 92589490001

METHOD BLANK: 3563749
Matrix: Water
Associated Lab Samples: 92589490001

Parameter	Units	Blank Result	Reporting Limit	MDL	Analyzed	Qualifiers
Lead	ug/L	ND	5.0	4.5	03/06/22 20:12	

LABORATORY CONTROL SAMPLE: 3563750

Parameter	Units	Spike Conc.	LCS Result	LCS % Rec	% Rec Limits	Qualifiers
Lead	ug/L	500	508	102	80-120	

MATRIX SPIKE & MATRIX SPIKE DUPLICATE: 3563751 3563752

Parameter	Units	92585145005 Result	MS Spike Conc.	MSD Spike Conc.	MS Result	MSD Result	MS % Rec	MSD % Rec	% Rec Limits	RPD	Max RPD	Qual
Lead	ug/L	ND	500	500	522	524	104	105	75-125	1	20	

Results presented on this page are in the units indicated by the "Units" column except where an alternate unit is presented to the right of the result.

REPORT OF LABORATORY ANALYSIS

This report shall not be reproduced, except in full,
without the written consent of Pace Analytical Services, LLC.

Pace Analytical Services, LLC
9800 Kincey Ave. Suite 100
Huntersville, NC 28078
(704)875-9092

QUALITY CONTROL DATA

Project: 2020-LI-2448
Pace Project No.: 92589490

QC Batch: 680357
QC Batch Method: SM 6200B
Analysis Method: SM 6200B
Analysis Description: 6200B MSV
Laboratory: Pace Analytical Services - Charlotte
Associated Lab Samples: 92589490001

METHOD BLANK: 3559549
Matrix: Water
Associated Lab Samples: 92589490001

Parameter	Units	Blank Result	Reporting Limit	MDL	Analyzed	Qualifiers
1,1,1,2-Tetrachloroethane	ug/L	ND	0.50	0.31	02/23/22 16:04	
1,1,1-Trichloroethane	ug/L	ND	0.50	0.33	02/23/22 16:04	
1,1,2,2-Tetrachloroethane	ug/L	ND	0.50	0.22	02/23/22 16:04	
1,1,2-Trichloroethane	ug/L	ND	0.50	0.32	02/23/22 16:04	
1,1-Dichloroethane	ug/L	ND	0.50	0.37	02/23/22 16:04	
1,1-Dichloroethene	ug/L	ND	0.50	0.35	02/23/22 16:04	
1,1-Dichloropropene	ug/L	ND	0.50	0.43	02/23/22 16:04	
1,2,3-Trichlorobenzene	ug/L	ND	2.0	0.81	02/23/22 16:04	
1,2,3-Trichloropropane	ug/L	ND	0.50	0.26	02/23/22 16:04	
1,2,4-Trichlorobenzene	ug/L	ND	2.0	0.64	02/23/22 16:04	
1,2,4-Trimethylbenzene	ug/L	ND	0.50	0.50	02/23/22 16:04	
1,2-Dibromo-3-chloropropane	ug/L	ND	1.0	0.34	02/23/22 16:04	
1,2-Dibromoethane (EDB)	ug/L	ND	0.50	0.27	02/23/22 16:04	
1,2-Dichlorobenzene	ug/L	ND	0.50	0.34	02/23/22 16:04	
1,2-Dichloroethane	ug/L	ND	0.50	0.32	02/23/22 16:04	
1,2-Dichloropropane	ug/L	ND	0.50	0.36	02/23/22 16:04	
1,3,5-Trimethylbenzene	ug/L	ND	0.50	0.33	02/23/22 16:04	
1,3-Dichlorobenzene	ug/L	ND	0.50	0.34	02/23/22 16:04	
1,3-Dichloropropane	ug/L	ND	0.50	0.28	02/23/22 16:04	
1,4-Dichlorobenzene	ug/L	ND	0.50	0.33	02/23/22 16:04	
2,2-Dichloropropane	ug/L	ND	0.50	0.39	02/23/22 16:04	IL
2-Chlorotoluene	ug/L	ND	0.50	0.32	02/23/22 16:04	
4-Chlorotoluene	ug/L	ND	0.50	0.32	02/23/22 16:04	
Benzene	ug/L	ND	0.50	0.34	02/23/22 16:04	
Bromobenzene	ug/L	ND	0.50	0.29	02/23/22 16:04	
Bromochloromethane	ug/L	ND	0.50	0.47	02/23/22 16:04	
Bromodichloromethane	ug/L	ND	0.50	0.31	02/23/22 16:04	
Bromoform	ug/L	ND	0.50	0.34	02/23/22 16:04	
Bromomethane	ug/L	ND	5.0	1.7	02/23/22 16:04	
Carbon tetrachloride	ug/L	ND	0.50	0.33	02/23/22 16:04	
Chlorobenzene	ug/L	ND	0.50	0.28	02/23/22 16:04	
Chloroethane	ug/L	ND	1.0	0.65	02/23/22 16:04	
Chloroform	ug/L	ND	0.50	0.35	02/23/22 16:04	
Chloromethane	ug/L	ND	1.0	0.54	02/23/22 16:04	
cis-1,2-Dichloroethene	ug/L	ND	0.50	0.38	02/23/22 16:04	
cis-1,3-Dichloropropene	ug/L	ND	0.50	0.36	02/23/22 16:04	
Dibromochloromethane	ug/L	ND	0.50	0.36	02/23/22 16:04	
Dibromomethane	ug/L	ND	0.50	0.39	02/23/22 16:04	
Dichlorodifluoromethane	ug/L	ND	0.50	0.35	02/23/22 16:04	
Diisopropyl ether	ug/L	ND	0.50	0.31	02/23/22 16:04	

Results presented on this page are in the units indicated by the "Units" column except where an alternate unit is presented to the right of the result.

This report shall not be reproduced, except in full,
without the written consent of Pace Analytical Services, LLC.

Pace Analytical Services, LLC
9800 Kincey Ave. Suite 100
Huntersville, NC 28078
(704)875-9092

QUALITY CONTROL DATA

Project: 2020-LI-2448
Pace Project No.: 92589490

METHOD BLANK: 3559549 Matrix: Water
Associated Lab Samples: 92589490001

Parameter	Units	Blank Result	Reporting Limit	MDL	Analyzed	Qualifiers
Ethanol	ug/L	ND	200	72.2	02/23/22 16:04	
Ethylbenzene	ug/L	ND	0.50	0.30	02/23/22 16:04	
Hexachloro-1,3-butadiene	ug/L	ND	2.0	1.5	02/23/22 16:04	
Isopropylbenzene (Cumene)	ug/L	ND	0.50	0.33	02/23/22 16:04	
m&p-Xylene	ug/L	ND	1.0	0.71	02/23/22 16:04	
Methyl-tert-butyl ether	ug/L	ND	0.50	0.42	02/23/22 16:04	
Methylene Chloride	ug/L	ND	2.0	2.0	02/23/22 16:04	
n-Butylbenzene	ug/L	ND	0.50	0.49	02/23/22 16:04	
n-Propylbenzene	ug/L	ND	0.50	0.34	02/23/22 16:04	
Naphthalene	ug/L	ND	2.0	0.64	02/23/22 16:04	
o-Xylene	ug/L	ND	0.50	0.34	02/23/22 16:04	
sec-Butylbenzene	ug/L	ND	0.50	0.40	02/23/22 16:04	
Styrene	ug/L	ND	0.50	0.29	02/23/22 16:04	
tert-Butylbenzene	ug/L	ND	0.50	0.32	02/23/22 16:04	
Tetrachloroethene	ug/L	ND	0.50	0.29	02/23/22 16:04	
Toluene	ug/L	ND	0.50	0.48	02/23/22 16:04	
trans-1,2-Dichloroethene	ug/L	ND	0.50	0.40	02/23/22 16:04	
trans-1,3-Dichloropropene	ug/L	ND	0.50	0.36	02/23/22 16:04	
Trichloroethene	ug/L	ND	0.50	0.38	02/23/22 16:04	
Trichlorofluoromethane	ug/L	ND	1.0	0.30	02/23/22 16:04	
Vinyl chloride	ug/L	ND	1.0	0.39	02/23/22 16:04	
1,2-Dichloroethane-d4 (S)	%	99	70-130		02/23/22 16:04	
4-Bromofluorobenzene (S)	%	99	70-130		02/23/22 16:04	
Toluene-d8 (S)	%	98	70-130		02/23/22 16:04	

LABORATORY CONTROL SAMPLE: 3559550

Parameter	Units	Spike Conc.	LCS Result	LCS % Rec	% Rec Limits	Qualifiers
1,1,1,2-Tetrachloroethane	ug/L	50	48.9	98	60-140	
1,1,1-Trichloroethane	ug/L	50	42.2	84	60-140	
1,1,2,2-Tetrachloroethane	ug/L	50	46.5	93	60-140	
1,1,2-Trichloroethane	ug/L	50	44.5	89	60-140	
1,1-Dichloroethane	ug/L	50	43.9	88	60-140	
1,1-Dichloroethene	ug/L	50	42.4	85	60-140	
1,1-Dichloropropene	ug/L	50	44.8	90	60-140	
1,2,3-Trichlorobenzene	ug/L	50	48.5	97	60-140	
1,2,3-Trichloropropane	ug/L	50	50.7	101	60-140	
1,2,4-Trichlorobenzene	ug/L	50	49.3	99	60-140	
1,2,4-Trimethylbenzene	ug/L	50	43.8	88	60-140	
1,2-Dibromo-3-chloropropane	ug/L	50	48.7	97	60-140	
1,2-Dibromoethane (EDB)	ug/L	50	47.2	94	60-140	
1,2-Dichlorobenzene	ug/L	50	47.4	95	60-140	
1,2-Dichloroethane	ug/L	50	43.7	87	60-140	
1,2-Dichloropropane	ug/L	50	46.5	93	60-140	

Results presented on this page are in the units indicated by the "Units" column except where an alternate unit is presented to the right of the result.

This report shall not be reproduced, except in full,
without the written consent of Pace Analytical Services, LLC.

Pace Analytical Services, LLC
9800 Kincey Ave. Suite 100
Huntersville, NC 28078
(704)875-9092

QUALITY CONTROL DATA

Project: 2020-LI-2448
Pace Project No.: 92589490

LABORATORY CONTROL SAMPLE: 3559550

Parameter	Units	Spike Conc.	LCS Result	LCS % Rec	% Rec Limits	Qualifiers
1,3,5-Trimethylbenzene	ug/L	50	45.8	92	60-140	
1,3-Dichlorobenzene	ug/L	50	48.5	97	60-140	
1,3-Dichloropropane	ug/L	50	47.4	95	60-140	
1,4-Dichlorobenzene	ug/L	50	45.6	91	60-140	
2,2-Dichloropropane	ug/L	50	41.6	83	60-140	IL
2-Chlorotoluene	ug/L	50	47.3	95	60-140	
4-Chlorotoluene	ug/L	50	45.8	92	60-140	
Benzene	ug/L	50	44.9	90	60-140	
Bromobenzene	ug/L	50	48.9	98	60-140	
Bromochloromethane	ug/L	50	44.3	89	60-140	
Bromodichloromethane	ug/L	50	44.1	88	60-140	
Bromoform	ug/L	50	47.7	95	60-140	
Bromomethane	ug/L	50	48.3	97	60-140	
Carbon tetrachloride	ug/L	50	45.1	90	60-140	
Chlorobenzene	ug/L	50	47.1	94	60-140	
Chloroethane	ug/L	50	39.0	78	60-140	
Chloroform	ug/L	50	45.4	91	60-140	
Chloromethane	ug/L	50	52.9	106	60-140	
cis-1,2-Dichloroethene	ug/L	50	45.2	90	60-140	
cis-1,3-Dichloropropene	ug/L	50	46.1	92	60-140	
Dibromochloromethane	ug/L	50	44.1	88	60-140	
Dibromomethane	ug/L	50	46.6	93	60-140	
Dichlorodifluoromethane	ug/L	50	56.8	114	60-140	
Diisopropyl ether	ug/L	50	45.9	92	60-140	
Ethanol	ug/L	2000	1810	91	60-140	
Ethylbenzene	ug/L	50	46.4	93	60-140	
Hexachloro-1,3-butadiene	ug/L	50	49.8	100	60-140	
Isopropylbenzene (Cumene)	ug/L	50	47.4	95	60-140	
m&p-Xylene	ug/L	100	93.6	94	60-140	
Methyl-tert-butyl ether	ug/L	50	42.7	85	60-140	
Methylene Chloride	ug/L	50	48.1	96	60-140	
n-Butylbenzene	ug/L	50	44.5	89	60-140	
n-Propylbenzene	ug/L	50	46.5	93	60-140	
Naphthalene	ug/L	50	47.7	95	60-140	
o-Xylene	ug/L	50	47.5	95	60-140	
sec-Butylbenzene	ug/L	50	46.9	94	60-140	
Styrene	ug/L	50	47.8	96	60-140	
tert-Butylbenzene	ug/L	50	46.6	93	60-140	
Tetrachloroethene	ug/L	50	48.3	97	60-140	
Toluene	ug/L	50	44.1	88	60-140	
trans-1,2-Dichloroethene	ug/L	50	45.2	90	60-140	
trans-1,3-Dichloropropene	ug/L	50	45.9	92	60-140	
Trichloroethene	ug/L	50	46.9	94	60-140	
Trichlorofluoromethane	ug/L	50	41.2	82	60-140	
Vinyl chloride	ug/L	50	50.8	102	60-140	
1,2-Dichloroethane-d4 (S)	%			104	70-130	
4-Bromofluorobenzene (S)	%			97	70-130	

Results presented on this page are in the units indicated by the "Units" column except where an alternate unit is presented to the right of the result.

This report shall not be reproduced, except in full,
without the written consent of Pace Analytical Services, LLC.

Pace Analytical Services, LLC
9800 Kincey Ave. Suite 100
Huntersville, NC 28078
(704)875-9092

QUALITY CONTROL DATA

Project: 2020-LI-2448
Pace Project No.: 92589490

LABORATORY CONTROL SAMPLE: 3559550

Parameter	Units	Spike Conc.	LCS Result	LCS % Rec	% Rec Limits	Qualifiers
Toluene-d8 (S)	%			96	70-130	

MATRIX SPIKE & MATRIX SPIKE DUPLICATE: 3559551 3559552

Parameter	Units	92588940005 Result	MS Spike Conc.	MSD Spike Conc.	MS Result	MSD Result	MS % Rec	MSD % Rec	% Rec Limits	RPD	Max RPD	Qual
1,1,1,2-Tetrachloroethane	ug/L	ND	4000	4000	4850	4790	121	120	60-140	1	30	
1,1,1-Trichloroethane	ug/L	ND	4000	4000	4380	4280	110	107	60-140	2	30	
1,1,2,2-Tetrachloroethane	ug/L	ND	4000	4000	4520	4480	113	112	60-140	1	30	
1,1,2-Trichloroethane	ug/L	ND	4000	4000	4430	4320	111	108	60-140	2	30	
1,1-Dichloroethane	ug/L	ND	4000	4000	4490	4430	112	111	60-140	1	30	
1,1-Dichloroethene	ug/L	ND	4000	4000	4450	4370	111	109	60-140	2	30	
1,1-Dichloropropene	ug/L	ND	4000	4000	4610	4600	115	115	60-140	0	30	
1,2,3-Trichlorobenzene	ug/L	ND	4000	4000	4580	4660	114	117	60-140	2	30	
1,2,3-Trichloropropane	ug/L	ND	4000	4000	4980	4920	125	123	60-140	1	30	
1,2,4-Trichlorobenzene	ug/L	ND	4000	4000	4730	4820	118	121	60-140	2	30	
1,2,4-Trimethylbenzene	ug/L	3810	4000	4000	8370	8480	114	117	60-140	1	30	
1,2-Dibromo-3-chloropropane	ug/L	ND	4000	4000	4350	4430	109	111	60-140	2	30	
1,2-Dibromoethane (EDB)	ug/L	ND	4000	4000	4650	4580	116	115	60-140	1	30	
1,2-Dichlorobenzene	ug/L	ND	4000	4000	4740	4670	118	117	60-140	1	30	
1,2-Dichloroethane	ug/L	ND	4000	4000	4380	4290	110	107	60-140	2	30	
1,2-Dichloropropane	ug/L	ND	4000	4000	4800	4670	120	117	60-140	3	30	
1,3,5-Trimethylbenzene	ug/L	1110	4000	4000	5790	5750	117	116	60-140	1	30	
1,3-Dichlorobenzene	ug/L	ND	4000	4000	4920	4900	123	123	60-140	0	30	
1,3-Dichloropropane	ug/L	ND	4000	4000	4760	4770	119	119	60-140	0	30	
1,4-Dichlorobenzene	ug/L	ND	4000	4000	4660	4670	116	117	60-140	0	30	
2,2-Dichloropropane	ug/L	ND	4000	4000	3960	3940	99	98	60-140	0	30	IL
2-Chlorotoluene	ug/L	ND	4000	4000	5240	5170	131	129	60-140	1	30	
4-Chlorotoluene	ug/L	ND	4000	4000	4680	4560	117	114	60-140	3	30	
Benzene	ug/L	3470	4000	4000	8310	8340	121	122	60-140	0	30	
Bromobenzene	ug/L	ND	4000	4000	5040	4890	126	122	60-140	3	30	
Bromochloromethane	ug/L	ND	4000	4000	4290	4290	107	107	60-140	0	30	
Bromodichloromethane	ug/L	ND	4000	4000	4350	4280	109	107	60-140	2	30	
Bromoform	ug/L	ND	4000	4000	4400	4400	110	110	60-140	0	30	
Bromomethane	ug/L	ND	4000	4000	4680	5370	117	134	60-140	14	30	
Carbon tetrachloride	ug/L	ND	4000	4000	4840	4810	121	120	60-140	1	30	
Chlorobenzene	ug/L	ND	4000	4000	4960	4820	124	121	60-140	3	30	
Chloroethane	ug/L	ND	4000	4000	4700	4690	117	117	60-140	0	30	
Chloroform	ug/L	ND	4000	4000	4510	4370	113	109	60-140	3	30	
Chloromethane	ug/L	ND	4000	4000	5350	5360	134	134	60-140	0	30	
cis-1,2-Dichloroethene	ug/L	ND	4000	4000	4520	4550	113	114	60-140	1	30	
cis-1,3-Dichloropropene	ug/L	ND	4000	4000	4510	4410	113	110	60-140	2	30	
Dibromochloromethane	ug/L	ND	4000	4000	4340	4260	108	107	60-140	2	30	
Dibromomethane	ug/L	ND	4000	4000	4480	4450	112	111	60-140	1	30	

Results presented on this page are in the units indicated by the "Units" column except where an alternate unit is presented to the right of the result.

This report shall not be reproduced, except in full,
without the written consent of Pace Analytical Services, LLC.

Pace Analytical Services, LLC
9800 Kincey Ave. Suite 100
Huntersville, NC 28078
(704)875-9092

QUALITY CONTROL DATA

Project: 2020-LI-2448
Pace Project No.: 92589490

MATRIX SPIKE & MATRIX SPIKE DUPLICATE: 3559551 3559552

Parameter	Units	92588940005 Result	MS Spike Conc.	MSD Spike Conc.	MS Result	MSD Result	MS % Rec	MSD % Rec	% Rec Limits	RPD	Max RPD	Qual
Dichlorodifluoromethane	ug/L	ND	4000	4000	6020	5890	150	147	60-140	2	30	M1
Diisopropyl ether	ug/L	434	4000	4000	4990	4970	114	113	60-140	0	30	
Ethanol	ug/L	ND	160000	160000	172000	168000	108	105	60-140	3	30	
Ethylbenzene	ug/L	4820	4000	4000	9930	9880	128	127	60-140	0	30	
Hexachloro-1,3-butadiene	ug/L	ND	4000	4000	5080	5050	127	126	60-140	1	30	
Isopropylbenzene (Cumene)	ug/L	222	4000	4000	5130	5050	123	121	60-140	2	30	
m&p-Xylene	ug/L	18000	8000	8000	27800	28000	123	125	60-140	1	30	
Methyl-tert-butyl ether	ug/L	19100	4000	4000	25000	25700	148	166	60-140	3	30	M1
Methylene Chloride	ug/L	ND	4000	4000	4880	4730	122	118	60-140	3	30	
n-Butylbenzene	ug/L	103	4000	4000	4580	4640	112	113	60-140	1	30	
n-Propylbenzene	ug/L	553	4000	4000	5280	5340	118	120	60-140	1	30	
Naphthalene	ug/L	701	4000	4000	5260	5390	114	117	60-140	2	30	
o-Xylene	ug/L	7560	4000	4000	12600	12800	126	130	60-140	1	30	
sec-Butylbenzene	ug/L	ND	4000	4000	4800	4770	120	119	60-140	0	30	
Styrene	ug/L	218	4000	4000	5080	5120	122	122	60-140	1	30	
tert-Butylbenzene	ug/L	ND	4000	4000	4230	4140	106	104	60-140	2	30	
Tetrachloroethene	ug/L	ND	4000	4000	4890	4760	122	119	60-140	3	30	
Toluene	ug/L	25500	4000	4000	30100	30900	117	136	60-140	3	30	
trans-1,2-Dichloroethene	ug/L	ND	4000	4000	4640	4640	116	116	60-140	0	30	
trans-1,3-Dichloropropene	ug/L	ND	4000	4000	4350	4340	109	108	60-140	0	30	
Trichloroethene	ug/L	ND	4000	4000	4890	4810	122	120	60-140	2	30	
Trichlorofluoromethane	ug/L	ND	4000	4000	4790	4800	120	120	60-140	0	30	
Vinyl chloride	ug/L	ND	4000	4000	5060	5000	126	125	60-140	1	30	
1,2-Dichloroethane-d4 (S)	%						102	102	70-130			
4-Bromofluorobenzene (S)	%						97	97	70-130			
Toluene-d8 (S)	%						97	95	70-130			

Results presented on this page are in the units indicated by the "Units" column except where an alternate unit is presented to the right of the result.

This report shall not be reproduced, except in full,
without the written consent of Pace Analytical Services, LLC.

Pace Analytical Services, LLC
9800 Kincey Ave. Suite 100
Huntersville, NC 28078
(704)875-9092

QUALIFIERS

Project: 2020-LI-2448
Pace Project No.: 92589490

DEFINITIONS

DF - Dilution Factor, if reported, represents the factor applied to the reported data due to dilution of the sample aliquot.

ND - Not Detected at or above adjusted reporting limit.

TNTC - Too Numerous To Count

J - Estimated concentration above the adjusted method detection limit and below the adjusted reporting limit.

MDL - Adjusted Method Detection Limit.

PQL - Practical Quantitation Limit.

RL - Reporting Limit - The lowest concentration value that meets project requirements for quantitative data with known precision and bias for a specific analyte in a specific matrix.

S - Surrogate

1,2-Diphenylhydrazine decomposes to and cannot be separated from Azobenzene using Method 8270. The result for each analyte is a combined concentration.

Consistent with EPA guidelines, unrounded data are displayed and have been used to calculate % recovery and RPD values.

LCS(D) - Laboratory Control Sample (Duplicate)

MS(D) - Matrix Spike (Duplicate)

DUP - Sample Duplicate

RPD - Relative Percent Difference

NC - Not Calculable.

SG - Silica Gel - Clean-Up

U - Indicates the compound was analyzed for, but not detected.

Acid preservation may not be appropriate for 2 Chloroethylvinyl ether.

A separate vial preserved to a pH of 4-5 is recommended in SW846 Chapter 4 for the analysis of Acrolein and Acrylonitrile by EPA Method 8260.

N-Nitrosodiphenylamine decomposes and cannot be separated from Diphenylamine using Method 8270. The result reported for each analyte is a combined concentration.

Reported results are not rounded until the final step prior to reporting. Therefore, calculated parameters that are typically reported as "Total" may vary slightly from the sum of the reported component parameters.

Pace Analytical is TNI accredited. Contact your Pace PM for the current list of accredited analytes.

TNI - The NELAC Institute.

ANALYTE QUALIFIERS

IL	This analyte exceeded secondary source verification criteria low for the initial calibration. The reported results should be considered an estimated value.
M1	Matrix spike recovery exceeded QC limits. Batch accepted based on laboratory control sample (LCS) recovery.
N2	The lab does not hold NELAC/TNI accreditation for this parameter but other accreditations/certifications may apply. A complete list of accreditations/certifications is available upon request.

This report shall not be reproduced, except in full,
without the written consent of Pace Analytical Services, LLC.

Pace Analytical Services, LLC
9800 Kincey Ave. Suite 100
Huntersville, NC 28078
(704)875-9092

QUALITY CONTROL DATA CROSS REFERENCE TABLE

Project: 2020-LI-2448
Pace Project No.: 92589490

Lab ID	Sample ID	QC Batch Method	QC Batch	Analytical Method	Analytical Batch
92589490001	**13835_AC_RD**	MADEP VPH	680135		
92589490001	**13835_AC_RD**	EPA 3010A	681174	EPA 6010D	682682
92589490001	**13835_AC_RD**	SM 6200B	680357		

This report shall not be reproduced, except in full,
without the written consent of Pace Analytical Services, LLC.

Pace Analytical

CHAIN-OF-CUSTODY Analytical Request Document

Chain-of-Custody is a LEGAL DOCUMENT - Complete all relevent fields

LAB USE ONLY WO# : 92589490 ber or

92589490

Container I

Company: Apex Companies

Address:

Billing Information:

Report To: Andrew Street

Email To: andrew.street@apexcos.com

Copy To:

Site Collection Info/Address: 14225 Huntersville-Concord Rd

Customer Project Name/Number: 2020-LI-2448

State: NC County/City: Huntersville Time Zone Collected: [ ] PT [ ] MT [ ] CT [✓] ET

Phone:
Email:

Site/Facility ID #:

Compliance Monitoring? [ ] Yes [ ] No

Collected By (signature): Roger Cantley

Purchase Order #:
Quote #:

DW PWS ID #:
DW Location Code:

Collected By (print): Roger Cantley

Turnaround Date Required: ASAP

Immediately Packed on Ice: [✓] Yes [ ] No

Sample Disposal: [✓] Dispose as appropriate [ ] Return [ ] Archive: ____ [ ] Hold: ____

Rush: [ ] Same Day [ ] Next Day [ ] 2 Day [ ] 3 Day [ ] 4 Day [ ] 5 Day (Expedite Charges Apply)

Field Filtered (if applicable): [ ] Yes [ ] No

Analysis: ____

** Preservative Types: (1) nitric acid, (2) sulfuric acid, (3) hydrochloric acid, (4) sodium hydroxide, (5) zinc acetate, (6) methanol, (7) sodium bisulfate, (8) sodium thiosulfate, (9) hexane, (A) ascorbic acid, (B) ammonium sulfate, (C) ammonium hydroxide, (D) TSP, (U) Unpreserved, (O) Other ____

* Matrix Codes (Insert in Matrix box below): Drinking Water (DW), Ground Water (GW), Wastewater (WW), Product (P), Soil/Solid (SL), Oil (OL), Wipe (WP), Air (AR), Tissue (TS), Bioassay (B), Vapor (V), Other (OT)

Analyses

Customer Sample ID	Matrix *	Comp / Grab	Collected (or Composite Start) Date	Collected (or Composite Start) Time	Composite End Date	Composite End Time	Res Cl	# of Ctns	VOCs 6200B	MADEP VPH	LEAD							Lab Sample # / Comments
13835_AC_RD	DW	G	2/22/22	1015				8	X	X	X							92589490 001

Lab Profile/Line:

Lab Sample Receipt Checklist:

Custody Seals Present/Intact	Y	N	NA
Custody Signatures Present	Y	N	NA
Collector Signature Present	Y	N	NA
Bottles Intact	Y	N	NA
Correct Bottles	Y	N	NA
Sufficient Volume	Y	N	NA
Samples Received on Ice	Y	N	NA
VOA - Headspace Acceptable	Y	N	NA
USDA Regulated Soils	Y	N	NA
Samples in Holding Time	Y	N	NA
Residual Chlorine Present	Y	N	NA
Cl Strips: ____			
Sample pH Acceptable	Y	N	NA
pH Strips: 223819			
Sulfide Present	Y	N	NA
Lead Acetate Strips: ____			

LAB USE ONLY:
Lab Sample # / Comments:

Customer Remarks / Special Conditions / Possible Hazards:

Type of Ice Used: Wet Blue Dry None

Packing Material Used: BB

Radchem sample(s) screened (<500 cpm): Y N NA

SHORT HOLDS PRESENT (<72 hours): Y N N/A

Lab Tracking #: 2601666

Samples received via: FEDEX UPS Client Courier Pace Courier

Lab Sample Temperature Info:
Temp Blank Received: Y N NA
Therm ID#: 925044
Cooler 1 Temp Upon Receipt: 1.3 oC
Cooler 1 Therm Corr. Factor: 0 oC
Cooler 1 Corrected Temp: 1.3 oC
Comments:

Relinquished by/Company: (Signature)	Date/Time:	Received by/Company: (Signature)	Date/Time:
APEX	2/22/22 1135	KH Pace HNL	2/22/22 1135
Relinquished by/Company: (Signature)	Date/Time:	Received by/Company: (Signature)	Date/Time:
Relinquished by/Company: (Signature)	Date/Time:	Received by/Company: (Signature)	Date/Time:

MTJL LAB USE ONLY
Table #:
Acctnum:
Template:
Prelogin:
PM:
PB:

Trip Blank Received: Y N NA
HCL MeOH TSP Other

Non Conformance(s): YES / NO

Page: 1 of: 1

***Check mark top half of box if pH and/or dechlorination is verified and within the acceptance range for preservation samples.**

Exceptions: VOA, Coliform, TOC, Oil and Grease, DRO/8015 (water) DOC, LLHg

****Bottom half of box is to list number of bottles**

Project # WO# : 92589490

PM: AMB Due Date: 03/01/22

CLIENT: 92-APEX MOOR

Item#	BP4U-125 mL Plastic Unpreserved (N/A) (Cl-)	BP3U-250 mL Plastic Unpreserved (N/A)	BP2U-500 mL Plastic Unpreserved (N/A)	BP1U-1 liter Plastic Unpreserved (N/A)	BP4S-125 mL Plastic H2SO4 (pH < 2) (Cl-)	BP3N-250 mL plastic HNO3 (pH < 2)	BP4Z-125 mL Plastic ZN Acetate & NaOH (>9)	BP4B-125 mL Plastic NaOH (pH > 12) (Cl-)	WGFU-Wide-mouthed Glass jar Unpreserved	AG1U-1 liter Amber Unpreserved (N/A) (Cl-)	AG1H-1 liter Amber HCl (pH < 2)	AG3U-250 mL Amber Unpreserved (N/A) (Cl-)	AG1S-1 liter Amber H2SO4 (pH < 2)	AG3S-250 mL Amber H2SO4 (pH < 2)	AG3A(DG3A)-250 mL Amber NH4Cl (N/A)(Cl-)	DG9H-40 mL VOA HCl (N/A)	VG9T-40 mL VOA Na2S2O3 (N/A)	VG9U-40 mL VOA Unpreserved (N/A)	DG9P-40 mL VOA H3PO4 (N/A)	VOAK (3 vials per kit)-5035 kit (N/A)	V/GK (3 vials per kit)-VPH/Gas kit (N/A)	SP5T-125 mL Sterile Plastic (N/A – lab)	SP2T-250 mL Sterile Plastic (N/A – lab)		BP3A-250 mL Plastic (NH2)2SO4 (9.3-9.7)	AG0U-100 mL Amber Unpreserved vials (N/A)	VSGU-20 mL Scintillation vials (N/A)	DG9U-40 mL Amber Unpreserved vials (N/A)
1						1/1										7												
2																												
3																												
4																												
5																												
6																												
7																												
8																												
9																												
10																												
11																												
12																												

pH Adjustment Log for Preserved Samples

Sample ID	Type of Preservative	pH upon receipt	Date preservation adjusted	Time preservation adjusted	Amount of Preservative added	Lot #

Note: Whenever there is a discrepancy affecting North Carolina compliance samples, a copy of this form will be sent to the North Carolina DEHNR Certification Office (i.e. Out of hold, incorrect preservative, out of temp, incorrect containers.

Pace Analytical Services, LLC
9800 Kincey Ave. Suite 100
Huntersville, NC 28078
(704)875-9092

March 09, 2022

Andrew Street
Apex Companies - NC
5900 Northwoods Business Pkwy
Suite 5900-0
Charlotte, NC 28269

RE: Project: 2020-LI-2448
Pace Project No.: 92589492

Dear Andrew Street:

Enclosed are the analytical results for sample(s) received by the laboratory on February 22, 2022. The results relate only to the samples included in this report. Results reported herein conform to the applicable TNI/NELAC Standards and the laboratory's Quality Manual, where applicable, unless otherwise noted in the body of the report.

The test results provided in this final report were generated by each of the following laboratories within the Pace Network:

- Pace Analytical Services - Asheville
- Pace Analytical Services - Charlotte

If you have any questions concerning this report, please feel free to contact me.

Sincerely,

Angela M. Baioni

Angela Baioni
angela.baioni@pacelabs.com
(704)875-9092
Project Manager

Enclosures

cc: J Culbreath, Colonial Pipeline Company
Naomi Fretz, APEX Companies, LLC
Robert Hughes, Colonial Pipeline
Cameron Lee, Montrose-EPS
Jamie Moran, APEX Companies, LLC
Jeff Morrison, Colonial Pipeline Company
Tom Naumann, APEX Companies - NC
Joe Nicolette, Montrose-EPS
Kaitlyn Nootens, Apex Companies
Christopher Schultz, Apex Companies
Matt Teixeira, Apex Companies, LLC
Michael Verdon, Colonial Pipeline Company
JM Wyatt, Colonial Pipeline Company

REPORT OF LABORATORY ANALYSIS

This report shall not be reproduced, except in full,
without the written consent of Pace Analytical Services, LLC.

Pace Analytical Services, LLC
9800 Kincey Ave. Suite 100
Huntersville, NC 28078
(704)875-9092

CERTIFICATIONS

Project: 2020-LI-2448
Pace Project No.: 92589492

Pace Analytical Services Charlotte

South Carolina Laboratory ID: 99006
9800 Kincey Ave. Ste 100, Huntersville, NC 28078
North Carolina Drinking Water Certification #: 37706
North Carolina Field Services Certification #: 5342
North Carolina Wastewater Certification #: 12
South Carolina Laboratory ID: 99006
South Carolina Certification #: 99006001
South Carolina Drinking Water Cert. #: 99006003
Florida/NELAP Certification #: E87627
Kentucky UST Certification #: 84
Louisiana DoH Drinking Water #: LA029
Virginia/VELAP Certification #: 460221

Pace Analytical Services Asheville

2225 Riverside Drive, Asheville, NC 28804
Florida/NELAP Certification #: E87648
North Carolina Drinking Water Certification #: 37712
North Carolina Wastewater Certification #: 40
South Carolina Laboratory ID: 99030
South Carolina Certification #: 99030001
Virginia/VELAP Certification #: 460222

This report shall not be reproduced, except in full,
without the written consent of Pace Analytical Services, LLC.

Pace Analytical Services, LLC
9800 Kincey Ave. Suite 100
Huntersville, NC 28078
(704)875-9092

SAMPLE SUMMARY

Project: 2020-LI-2448
Pace Project No.: 92589492

Lab ID	Sample ID	Matrix	Date Collected	Date Received
92589492001	**13800_HC_RD**	Water	02/22/22 08:10	02/22/22 11:35

This report shall not be reproduced, except in full,
without the written consent of Pace Analytical Services, LLC.

Pace Analytical Services, LLC
9800 Kincey Ave. Suite 100
Huntersville, NC 28078
(704)875-9092

SAMPLE ANALYTE COUNT

Project: 2020-LI-2448
Pace Project No.: 92589492

Lab ID	Sample ID	Method	Analysts	Analytes Reported	Laboratory
92589492001	**13800_HC_RD**	MADEP VPH	MAD	6	PASI-C
		EPA 6010D	CBV	1	PASI-A
		SM 6200B	CL	64	PASI-C

PASI-A = Pace Analytical Services - Asheville
PASI-C = Pace Analytical Services - Charlotte

This report shall not be reproduced, except in full,
without the written consent of Pace Analytical Services, LLC.

Pace Analytical Services, LLC
9800 Kincey Ave. Suite 100
Huntersville, NC 28078
(704)875-9092

ANALYTICAL RESULTS

Project: 2020-LI-2448
Pace Project No.: 92589492

Sample: 13800_HC_RD **Lab ID: 92589492001** Collected: 02/22/22 08:10 Received: 02/22/22 11:35 Matrix: Water

Parameters	Results	Units	Report Limit	MDL	DF	Prepared	Analyzed	CAS No.	Qual
VPH NC Water	Analytical Method: MADEP VPH								
	Pace Analytical Services - Charlotte								
Total VPH (C5-C12)	ND	ug/L	50.0	50.0	1		02/22/22 23:01		N2
Aliphatic (C05-C08)	ND	ug/L	50.0	50.0	1		02/22/22 23:01		N2
Aliphatic(C09-C12) Adjusted	ND	ug/L	50.0	50.0	1		02/22/22 23:01		N2
Aromatic (C09-C10)	ND	ug/L	50.0	50.0	1		02/22/22 23:01		N2
Surrogates									
4-Bromofluorobenzene (FID) (S)	99	%	70-130		1		02/22/22 23:01	460-00-4	
4-Bromofluorobenzene (PID) (S)	95	%	70-130		1		02/22/22 23:01	460-00-4	
6010 MET ICP	Analytical Method: EPA 6010D Preparation Method: EPA 3010A								
	Pace Analytical Services - Asheville								
Lead	ND	ug/L	5.0	4.5	1	03/05/22 02:01	03/06/22 21:26	7439-92-1	
6200B MSV	Analytical Method: SM 6200B								
	Pace Analytical Services - Charlotte								
Benzene	ND	ug/L	0.50	0.34	1		02/23/22 18:12	71-43-2	
Bromobenzene	ND	ug/L	0.50	0.29	1		02/23/22 18:12	108-86-1	
Bromochloromethane	ND	ug/L	0.50	0.47	1		02/23/22 18:12	74-97-5	
Bromodichloromethane	ND	ug/L	0.50	0.31	1		02/23/22 18:12	75-27-4	
Bromoform	ND	ug/L	0.50	0.34	1		02/23/22 18:12	75-25-2	
Bromomethane	ND	ug/L	5.0	1.7	1		02/23/22 18:12	74-83-9	
n-Butylbenzene	ND	ug/L	0.50	0.49	1		02/23/22 18:12	104-51-8	
sec-Butylbenzene	ND	ug/L	0.50	0.40	1		02/23/22 18:12	135-98-8	
tert-Butylbenzene	ND	ug/L	0.50	0.32	1		02/23/22 18:12	98-06-6	
Carbon tetrachloride	ND	ug/L	0.50	0.33	1		02/23/22 18:12	56-23-5	
Chlorobenzene	ND	ug/L	0.50	0.28	1		02/23/22 18:12	108-90-7	
Chloroethane	ND	ug/L	1.0	0.65	1		02/23/22 18:12	75-00-3	
Chloroform	ND	ug/L	0.50	0.35	1		02/23/22 18:12	67-66-3	
Chloromethane	ND	ug/L	1.0	0.54	1		02/23/22 18:12	74-87-3	
2-Chlorotoluene	ND	ug/L	0.50	0.32	1		02/23/22 18:12	95-49-8	
4-Chlorotoluene	ND	ug/L	0.50	0.32	1		02/23/22 18:12	106-43-4	
1,2-Dibromo-3-chloropropane	ND	ug/L	1.0	0.34	1		02/23/22 18:12	96-12-8	
Dibromochloromethane	ND	ug/L	0.50	0.36	1		02/23/22 18:12	124-48-1	
1,2-Dibromoethane (EDB)	ND	ug/L	0.50	0.27	1		02/23/22 18:12	106-93-4	
Dibromomethane	ND	ug/L	0.50	0.39	1		02/23/22 18:12	74-95-3	
1,2-Dichlorobenzene	ND	ug/L	0.50	0.34	1		02/23/22 18:12	95-50-1	
1,3-Dichlorobenzene	ND	ug/L	0.50	0.34	1		02/23/22 18:12	541-73-1	
1,4-Dichlorobenzene	ND	ug/L	0.50	0.33	1		02/23/22 18:12	106-46-7	
Dichlorodifluoromethane	ND	ug/L	0.50	0.35	1		02/23/22 18:12	75-71-8	
1,1-Dichloroethane	ND	ug/L	0.50	0.37	1		02/23/22 18:12	75-34-3	
1,2-Dichloroethane	ND	ug/L	0.50	0.32	1		02/23/22 18:12	107-06-2	
1,1-Dichloroethene	ND	ug/L	0.50	0.35	1		02/23/22 18:12	75-35-4	
cis-1,2-Dichloroethene	ND	ug/L	0.50	0.38	1		02/23/22 18:12	156-59-2	
trans-1,2-Dichloroethene	ND	ug/L	0.50	0.40	1		02/23/22 18:12	156-60-5	
1,2-Dichloropropane	ND	ug/L	0.50	0.36	1		02/23/22 18:12	78-87-5	
1,3-Dichloropropane	ND	ug/L	0.50	0.28	1		02/23/22 18:12	142-28-9	

This report shall not be reproduced, except in full,
without the written consent of Pace Analytical Services, LLC.

Pace Analytical Services, LLC
9800 Kincey Ave. Suite 100
Huntersville, NC 28078
(704)875-9092

ANALYTICAL RESULTS

Project: 2020-LI-2448
Pace Project No.: 92589492

Sample: 13800_HC_RD **Lab ID: 92589492001** Collected: 02/22/22 08:10 Received: 02/22/22 11:35 Matrix: Water

Parameters	Results	Units	Report Limit	MDL	DF	Prepared	Analyzed	CAS No.	Qual
6200B MSV	Analytical Method: SM 6200B								
	Pace Analytical Services - Charlotte								
2,2-Dichloropropane	ND	ug/L	0.50	0.39	1		02/23/22 18:12	594-20-7	IL
1,1-Dichloropropene	ND	ug/L	0.50	0.43	1		02/23/22 18:12	563-58-6	
cis-1,3-Dichloropropene	ND	ug/L	0.50	0.36	1		02/23/22 18:12	10061-01-5	
trans-1,3-Dichloropropene	ND	ug/L	0.50	0.36	1		02/23/22 18:12	10061-02-6	
Diisopropyl ether	ND	ug/L	0.50	0.31	1		02/23/22 18:12	108-20-3	
Ethanol	ND	ug/L	200	72.2	1		02/23/22 18:12	64-17-5	
Ethylbenzene	ND	ug/L	0.50	0.30	1		02/23/22 18:12	100-41-4	
Hexachloro-1,3-butadiene	ND	ug/L	2.0	1.5	1		02/23/22 18:12	87-68-3	
Isopropylbenzene (Cumene)	ND	ug/L	0.50	0.33	1		02/23/22 18:12	98-82-8	
Methylene Chloride	ND	ug/L	2.0	2.0	1		02/23/22 18:12	75-09-2	
Methyl-tert-butyl ether	ND	ug/L	0.50	0.42	1		02/23/22 18:12	1634-04-4	
Naphthalene	ND	ug/L	2.0	0.64	1		02/23/22 18:12	91-20-3	
n-Propylbenzene	ND	ug/L	0.50	0.34	1		02/23/22 18:12	103-65-1	
Styrene	ND	ug/L	0.50	0.29	1		02/23/22 18:12	100-42-5	
1,1,1,2-Tetrachloroethane	ND	ug/L	0.50	0.31	1		02/23/22 18:12	630-20-6	
1,1,2,2-Tetrachloroethane	ND	ug/L	0.50	0.22	1		02/23/22 18:12	79-34-5	
Tetrachloroethene	ND	ug/L	0.50	0.29	1		02/23/22 18:12	127-18-4	
Toluene	ND	ug/L	0.50	0.48	1		02/23/22 18:12	108-88-3	
1,2,3-Trichlorobenzene	ND	ug/L	2.0	0.81	1		02/23/22 18:12	87-61-6	
1,2,4-Trichlorobenzene	ND	ug/L	2.0	0.64	1		02/23/22 18:12	120-82-1	
1,1,1-Trichloroethane	ND	ug/L	0.50	0.33	1		02/23/22 18:12	71-55-6	
1,1,2-Trichloroethane	ND	ug/L	0.50	0.32	1		02/23/22 18:12	79-00-5	
Trichloroethene	ND	ug/L	0.50	0.38	1		02/23/22 18:12	79-01-6	
Trichlorofluoromethane	ND	ug/L	1.0	0.30	1		02/23/22 18:12	75-69-4	
1,2,3-Trichloropropane	ND	ug/L	0.50	0.26	1		02/23/22 18:12	96-18-4	
1,2,4-Trimethylbenzene	ND	ug/L	0.50	0.50	1		02/23/22 18:12	95-63-6	
1,3,5-Trimethylbenzene	ND	ug/L	0.50	0.33	1		02/23/22 18:12	108-67-8	
Vinyl chloride	ND	ug/L	1.0	0.39	1		02/23/22 18:12	75-01-4	
m&p-Xylene	ND	ug/L	1.0	0.71	1		02/23/22 18:12	179601-23-1	
o-Xylene	ND	ug/L	0.50	0.34	1		02/23/22 18:12	95-47-6	
Surrogates									
1,2-Dichloroethane-d4 (S)	102	%	70-130		1		02/23/22 18:12	17060-07-0	
4-Bromofluorobenzene (S)	97	%	70-130		1		02/23/22 18:12	460-00-4	
Toluene-d8 (S)	98	%	70-130		1		02/23/22 18:12	2037-26-5	

This report shall not be reproduced, except in full,
without the written consent of Pace Analytical Services, LLC.

Pace Analytical Services, LLC
9800 Kincey Ave. Suite 100
Huntersville, NC 28078
(704)875-9092

QUALITY CONTROL DATA

Project: 2020-LI-2448
Pace Project No.: 92589492

QC Batch: 680135
QC Batch Method: MADEP VPH
Analysis Method: MADEP VPH
Analysis Description: VPH NC Water
Laboratory: Pace Analytical Services - Charlotte
Associated Lab Samples: 92589492001

METHOD BLANK: 3558538
Matrix: Water
Associated Lab Samples: 92589492001

Parameter	Units	Blank Result	Reporting Limit	MDL	Analyzed	Qualifiers
Aliphatic (C05-C08)	ug/L	ND	50.0	50.0	02/22/22 12:54	N2
Aromatic (C09-C10)	ug/L	ND	50.0	50.0	02/22/22 12:54	N2
4-Bromofluorobenzene (FID) (S)	%	104	70-130		02/22/22 12:54	
4-Bromofluorobenzene (PID) (S)	%	101	70-130		02/22/22 12:54	

LABORATORY CONTROL SAMPLE & LCSD: 3558539 3558540

Parameter	Units	Spike Conc.	LCS Result	LCSD Result	LCS % Rec	LCSD % Rec	% Rec Limits	RPD	Max RPD	Qualifiers
Aliphatic (C05-C08)	ug/L	300	314	356	105	119	70-130	13	25	N2
Aromatic (C09-C10)	ug/L	100	103	104	103	104	70-130	1	25	N2
4-Bromofluorobenzene (FID) (S)	%				105	103	70-130			
4-Bromofluorobenzene (PID) (S)	%				102	100	70-130			

Results presented on this page are in the units indicated by the "Units" column except where an alternate unit is presented to the right of the result.

This report shall not be reproduced, except in full,
without the written consent of Pace Analytical Services, LLC.

Pace Analytical Services, LLC
9800 Kincey Ave. Suite 100
Huntersville, NC 28078
(704)875-9092

QUALITY CONTROL DATA

Project: 2020-LI-2448
Pace Project No.: 92589492

QC Batch: 681174
QC Batch Method: EPA 3010A
Analysis Method: EPA 6010D
Analysis Description: 6010 MET
Laboratory: Pace Analytical Services - Asheville
Associated Lab Samples: 92589492001

METHOD BLANK: 3563749
Matrix: Water
Associated Lab Samples: 92589492001

Parameter	Units	Blank Result	Reporting Limit	MDL	Analyzed	Qualifiers
Lead	ug/L	ND	5.0	4.5	03/06/22 20:12	

LABORATORY CONTROL SAMPLE: 3563750

Parameter	Units	Spike Conc.	LCS Result	LCS % Rec	% Rec Limits	Qualifiers
Lead	ug/L	500	508	102	80-120	

MATRIX SPIKE & MATRIX SPIKE DUPLICATE: 3563751 3563752

Parameter	Units	92585145005 Result	MS Spike Conc.	MSD Spike Conc.	MS Result	MSD Result	MS % Rec	MSD % Rec	% Rec Limits	RPD	Max RPD	Qual
Lead	ug/L	ND	500	500	522	524	104	105	75-125	1	20	

Results presented on this page are in the units indicated by the "Units" column except where an alternate unit is presented to the right of the result.

REPORT OF LABORATORY ANALYSIS

This report shall not be reproduced, except in full,
without the written consent of Pace Analytical Services, LLC.

Pace Analytical Services, LLC
9800 Kincey Ave. Suite 100
Huntersville, NC 28078
(704)875-9092

QUALITY CONTROL DATA

Project: 2020-LI-2448
Pace Project No.: 92589492

QC Batch: 680357
QC Batch Method: SM 6200B
Analysis Method: SM 6200B
Analysis Description: 6200B MSV
Laboratory: Pace Analytical Services - Charlotte
Associated Lab Samples: 92589492001

METHOD BLANK: 3559549
Matrix: Water
Associated Lab Samples: 92589492001

Parameter	Units	Blank Result	Reporting Limit	MDL	Analyzed	Qualifiers
1,1,1,2-Tetrachloroethane	ug/L	ND	0.50	0.31	02/23/22 16:04	
1,1,1-Trichloroethane	ug/L	ND	0.50	0.33	02/23/22 16:04	
1,1,2,2-Tetrachloroethane	ug/L	ND	0.50	0.22	02/23/22 16:04	
1,1,2-Trichloroethane	ug/L	ND	0.50	0.32	02/23/22 16:04	
1,1-Dichloroethane	ug/L	ND	0.50	0.37	02/23/22 16:04	
1,1-Dichloroethene	ug/L	ND	0.50	0.35	02/23/22 16:04	
1,1-Dichloropropene	ug/L	ND	0.50	0.43	02/23/22 16:04	
1,2,3-Trichlorobenzene	ug/L	ND	2.0	0.81	02/23/22 16:04	
1,2,3-Trichloropropane	ug/L	ND	0.50	0.26	02/23/22 16:04	
1,2,4-Trichlorobenzene	ug/L	ND	2.0	0.64	02/23/22 16:04	
1,2,4-Trimethylbenzene	ug/L	ND	0.50	0.50	02/23/22 16:04	
1,2-Dibromo-3-chloropropane	ug/L	ND	1.0	0.34	02/23/22 16:04	
1,2-Dibromoethane (EDB)	ug/L	ND	0.50	0.27	02/23/22 16:04	
1,2-Dichlorobenzene	ug/L	ND	0.50	0.34	02/23/22 16:04	
1,2-Dichloroethane	ug/L	ND	0.50	0.32	02/23/22 16:04	
1,2-Dichloropropane	ug/L	ND	0.50	0.36	02/23/22 16:04	
1,3,5-Trimethylbenzene	ug/L	ND	0.50	0.33	02/23/22 16:04	
1,3-Dichlorobenzene	ug/L	ND	0.50	0.34	02/23/22 16:04	
1,3-Dichloropropane	ug/L	ND	0.50	0.28	02/23/22 16:04	
1,4-Dichlorobenzene	ug/L	ND	0.50	0.33	02/23/22 16:04	
2,2-Dichloropropane	ug/L	ND	0.50	0.39	02/23/22 16:04	IL
2-Chlorotoluene	ug/L	ND	0.50	0.32	02/23/22 16:04	
4-Chlorotoluene	ug/L	ND	0.50	0.32	02/23/22 16:04	
Benzene	ug/L	ND	0.50	0.34	02/23/22 16:04	
Bromobenzene	ug/L	ND	0.50	0.29	02/23/22 16:04	
Bromochloromethane	ug/L	ND	0.50	0.47	02/23/22 16:04	
Bromodichloromethane	ug/L	ND	0.50	0.31	02/23/22 16:04	
Bromoform	ug/L	ND	0.50	0.34	02/23/22 16:04	
Bromomethane	ug/L	ND	5.0	1.7	02/23/22 16:04	
Carbon tetrachloride	ug/L	ND	0.50	0.33	02/23/22 16:04	
Chlorobenzene	ug/L	ND	0.50	0.28	02/23/22 16:04	
Chloroethane	ug/L	ND	1.0	0.65	02/23/22 16:04	
Chloroform	ug/L	ND	0.50	0.35	02/23/22 16:04	
Chloromethane	ug/L	ND	1.0	0.54	02/23/22 16:04	
cis-1,2-Dichloroethene	ug/L	ND	0.50	0.38	02/23/22 16:04	
cis-1,3-Dichloropropene	ug/L	ND	0.50	0.36	02/23/22 16:04	
Dibromochloromethane	ug/L	ND	0.50	0.36	02/23/22 16:04	
Dibromomethane	ug/L	ND	0.50	0.39	02/23/22 16:04	
Dichlorodifluoromethane	ug/L	ND	0.50	0.35	02/23/22 16:04	
Diisopropyl ether	ug/L	ND	0.50	0.31	02/23/22 16:04	

Results presented on this page are in the units indicated by the "Units" column except where an alternate unit is presented to the right of the result.

REPORT OF LABORATORY ANALYSIS

This report shall not be reproduced, except in full,
without the written consent of Pace Analytical Services, LLC.

Pace Analytical Services, LLC
9800 Kincey Ave. Suite 100
Huntersville, NC 28078
(704)875-9092

QUALITY CONTROL DATA

Project: 2020-LI-2448
Pace Project No.: 92589492

METHOD BLANK: 3559549 Matrix: Water
Associated Lab Samples: 92589492001

Parameter	Units	Blank Result	Reporting Limit	MDL	Analyzed	Qualifiers
Ethanol	ug/L	ND	200	72.2	02/23/22 16:04	
Ethylbenzene	ug/L	ND	0.50	0.30	02/23/22 16:04	
Hexachloro-1,3-butadiene	ug/L	ND	2.0	1.5	02/23/22 16:04	
Isopropylbenzene (Cumene)	ug/L	ND	0.50	0.33	02/23/22 16:04	
m&p-Xylene	ug/L	ND	1.0	0.71	02/23/22 16:04	
Methyl-tert-butyl ether	ug/L	ND	0.50	0.42	02/23/22 16:04	
Methylene Chloride	ug/L	ND	2.0	2.0	02/23/22 16:04	
n-Butylbenzene	ug/L	ND	0.50	0.49	02/23/22 16:04	
n-Propylbenzene	ug/L	ND	0.50	0.34	02/23/22 16:04	
Naphthalene	ug/L	ND	2.0	0.64	02/23/22 16:04	
o-Xylene	ug/L	ND	0.50	0.34	02/23/22 16:04	
sec-Butylbenzene	ug/L	ND	0.50	0.40	02/23/22 16:04	
Styrene	ug/L	ND	0.50	0.29	02/23/22 16:04	
tert-Butylbenzene	ug/L	ND	0.50	0.32	02/23/22 16:04	
Tetrachloroethene	ug/L	ND	0.50	0.29	02/23/22 16:04	
Toluene	ug/L	ND	0.50	0.48	02/23/22 16:04	
trans-1,2-Dichloroethene	ug/L	ND	0.50	0.40	02/23/22 16:04	
trans-1,3-Dichloropropene	ug/L	ND	0.50	0.36	02/23/22 16:04	
Trichloroethene	ug/L	ND	0.50	0.38	02/23/22 16:04	
Trichlorofluoromethane	ug/L	ND	1.0	0.30	02/23/22 16:04	
Vinyl chloride	ug/L	ND	1.0	0.39	02/23/22 16:04	
1,2-Dichloroethane-d4 (S)	%	99	70-130		02/23/22 16:04	
4-Bromofluorobenzene (S)	%	99	70-130		02/23/22 16:04	
Toluene-d8 (S)	%	98	70-130		02/23/22 16:04	

LABORATORY CONTROL SAMPLE: 3559550

Parameter	Units	Spike Conc.	LCS Result	LCS % Rec	% Rec Limits	Qualifiers
1,1,1,2-Tetrachloroethane	ug/L	50	48.9	98	60-140	
1,1,1-Trichloroethane	ug/L	50	42.2	84	60-140	
1,1,2,2-Tetrachloroethane	ug/L	50	46.5	93	60-140	
1,1,2-Trichloroethane	ug/L	50	44.5	89	60-140	
1,1-Dichloroethane	ug/L	50	43.9	88	60-140	
1,1-Dichloroethene	ug/L	50	42.4	85	60-140	
1,1-Dichloropropene	ug/L	50	44.8	90	60-140	
1,2,3-Trichlorobenzene	ug/L	50	48.5	97	60-140	
1,2,3-Trichloropropane	ug/L	50	50.7	101	60-140	
1,2,4-Trichlorobenzene	ug/L	50	49.3	99	60-140	
1,2,4-Trimethylbenzene	ug/L	50	43.8	88	60-140	
1,2-Dibromo-3-chloropropane	ug/L	50	48.7	97	60-140	
1,2-Dibromoethane (EDB)	ug/L	50	47.2	94	60-140	
1,2-Dichlorobenzene	ug/L	50	47.4	95	60-140	
1,2-Dichloroethane	ug/L	50	43.7	87	60-140	
1,2-Dichloropropane	ug/L	50	46.5	93	60-140	

Results presented on this page are in the units indicated by the "Units" column except where an alternate unit is presented to the right of the result.

This report shall not be reproduced, except in full,
without the written consent of Pace Analytical Services, LLC.

Pace Analytical Services, LLC
9800 Kincey Ave. Suite 100
Huntersville, NC 28078
(704)875-9092

QUALITY CONTROL DATA

Project: 2020-LI-2448
Pace Project No.: 92589492

LABORATORY CONTROL SAMPLE: 3559550

Parameter	Units	Spike Conc.	LCS Result	LCS % Rec	% Rec Limits	Qualifiers
1,3,5-Trimethylbenzene	ug/L	50	45.8	92	60-140	
1,3-Dichlorobenzene	ug/L	50	48.5	97	60-140	
1,3-Dichloropropane	ug/L	50	47.4	95	60-140	
1,4-Dichlorobenzene	ug/L	50	45.6	91	60-140	
2,2-Dichloropropane	ug/L	50	41.6	83	60-140	IL
2-Chlorotoluene	ug/L	50	47.3	95	60-140	
4-Chlorotoluene	ug/L	50	45.8	92	60-140	
Benzene	ug/L	50	44.9	90	60-140	
Bromobenzene	ug/L	50	48.9	98	60-140	
Bromochloromethane	ug/L	50	44.3	89	60-140	
Bromodichloromethane	ug/L	50	44.1	88	60-140	
Bromoform	ug/L	50	47.7	95	60-140	
Bromomethane	ug/L	50	48.3	97	60-140	
Carbon tetrachloride	ug/L	50	45.1	90	60-140	
Chlorobenzene	ug/L	50	47.1	94	60-140	
Chloroethane	ug/L	50	39.0	78	60-140	
Chloroform	ug/L	50	45.4	91	60-140	
Chloromethane	ug/L	50	52.9	106	60-140	
cis-1,2-Dichloroethene	ug/L	50	45.2	90	60-140	
cis-1,3-Dichloropropene	ug/L	50	46.1	92	60-140	
Dibromochloromethane	ug/L	50	44.1	88	60-140	
Dibromomethane	ug/L	50	46.6	93	60-140	
Dichlorodifluoromethane	ug/L	50	56.8	114	60-140	
Diisopropyl ether	ug/L	50	45.9	92	60-140	
Ethanol	ug/L	2000	1810	91	60-140	
Ethylbenzene	ug/L	50	46.4	93	60-140	
Hexachloro-1,3-butadiene	ug/L	50	49.8	100	60-140	
Isopropylbenzene (Cumene)	ug/L	50	47.4	95	60-140	
m&p-Xylene	ug/L	100	93.6	94	60-140	
Methyl-tert-butyl ether	ug/L	50	42.7	85	60-140	
Methylene Chloride	ug/L	50	48.1	96	60-140	
n-Butylbenzene	ug/L	50	44.5	89	60-140	
n-Propylbenzene	ug/L	50	46.5	93	60-140	
Naphthalene	ug/L	50	47.7	95	60-140	
o-Xylene	ug/L	50	47.5	95	60-140	
sec-Butylbenzene	ug/L	50	46.9	94	60-140	
Styrene	ug/L	50	47.8	96	60-140	
tert-Butylbenzene	ug/L	50	46.6	93	60-140	
Tetrachloroethene	ug/L	50	48.3	97	60-140	
Toluene	ug/L	50	44.1	88	60-140	
trans-1,2-Dichloroethene	ug/L	50	45.2	90	60-140	
trans-1,3-Dichloropropene	ug/L	50	45.9	92	60-140	
Trichloroethene	ug/L	50	46.9	94	60-140	
Trichlorofluoromethane	ug/L	50	41.2	82	60-140	
Vinyl chloride	ug/L	50	50.8	102	60-140	
1,2-Dichloroethane-d4 (S)	%			104	70-130	
4-Bromofluorobenzene (S)	%			97	70-130	

Results presented on this page are in the units indicated by the "Units" column except where an alternate unit is presented to the right of the result.

This report shall not be reproduced, except in full,
without the written consent of Pace Analytical Services, LLC.

Pace Analytical Services, LLC
9800 Kincey Ave. Suite 100
Huntersville, NC 28078
(704)875-9092

QUALITY CONTROL DATA

Project: 2020-LI-2448
Pace Project No.: 92589492

LABORATORY CONTROL SAMPLE: 3559550

Parameter	Units	Spike Conc.	LCS Result	LCS % Rec	% Rec Limits	Qualifiers
Toluene-d8 (S)	%			96	70-130	

MATRIX SPIKE & MATRIX SPIKE DUPLICATE: 3559551 3559552

Parameter	Units	92588940005 Result	MS Spike Conc.	MSD Spike Conc.	MS Result	MSD Result	MS % Rec	MSD % Rec	% Rec Limits	RPD	Max RPD	Qual
1,1,1,2-Tetrachloroethane	ug/L	ND	4000	4000	4850	4790	121	120	60-140	1	30	
1,1,1-Trichloroethane	ug/L	ND	4000	4000	4380	4280	110	107	60-140	2	30	
1,1,2,2-Tetrachloroethane	ug/L	ND	4000	4000	4520	4480	113	112	60-140	1	30	
1,1,2-Trichloroethane	ug/L	ND	4000	4000	4430	4320	111	108	60-140	2	30	
1,1-Dichloroethane	ug/L	ND	4000	4000	4490	4430	112	111	60-140	1	30	
1,1-Dichloroethene	ug/L	ND	4000	4000	4450	4370	111	109	60-140	2	30	
1,1-Dichloropropene	ug/L	ND	4000	4000	4610	4600	115	115	60-140	0	30	
1,2,3-Trichlorobenzene	ug/L	ND	4000	4000	4580	4660	114	117	60-140	2	30	
1,2,3-Trichloropropane	ug/L	ND	4000	4000	4980	4920	125	123	60-140	1	30	
1,2,4-Trichlorobenzene	ug/L	ND	4000	4000	4730	4820	118	121	60-140	2	30	
1,2,4-Trimethylbenzene	ug/L	3810	4000	4000	8370	8480	114	117	60-140	1	30	
1,2-Dibromo-3-chloropropane	ug/L	ND	4000	4000	4350	4430	109	111	60-140	2	30	
1,2-Dibromoethane (EDB)	ug/L	ND	4000	4000	4650	4580	116	115	60-140	1	30	
1,2-Dichlorobenzene	ug/L	ND	4000	4000	4740	4670	118	117	60-140	1	30	
1,2-Dichloroethane	ug/L	ND	4000	4000	4380	4290	110	107	60-140	2	30	
1,2-Dichloropropane	ug/L	ND	4000	4000	4800	4670	120	117	60-140	3	30	
1,3,5-Trimethylbenzene	ug/L	1110	4000	4000	5790	5750	117	116	60-140	1	30	
1,3-Dichlorobenzene	ug/L	ND	4000	4000	4920	4900	123	123	60-140	0	30	
1,3-Dichloropropane	ug/L	ND	4000	4000	4760	4770	119	119	60-140	0	30	
1,4-Dichlorobenzene	ug/L	ND	4000	4000	4660	4670	116	117	60-140	0	30	
2,2-Dichloropropane	ug/L	ND	4000	4000	3960	3940	99	98	60-140	0	30	IL
2-Chlorotoluene	ug/L	ND	4000	4000	5240	5170	131	129	60-140	1	30	
4-Chlorotoluene	ug/L	ND	4000	4000	4680	4560	117	114	60-140	3	30	
Benzene	ug/L	3470	4000	4000	8310	8340	121	122	60-140	0	30	
Bromobenzene	ug/L	ND	4000	4000	5040	4890	126	122	60-140	3	30	
Bromochloromethane	ug/L	ND	4000	4000	4290	4290	107	107	60-140	0	30	
Bromodichloromethane	ug/L	ND	4000	4000	4350	4280	109	107	60-140	2	30	
Bromoform	ug/L	ND	4000	4000	4400	4400	110	110	60-140	0	30	
Bromomethane	ug/L	ND	4000	4000	4680	5370	117	134	60-140	14	30	
Carbon tetrachloride	ug/L	ND	4000	4000	4840	4810	121	120	60-140	1	30	
Chlorobenzene	ug/L	ND	4000	4000	4960	4820	124	121	60-140	3	30	
Chloroethane	ug/L	ND	4000	4000	4700	4690	117	117	60-140	0	30	
Chloroform	ug/L	ND	4000	4000	4510	4370	113	109	60-140	3	30	
Chloromethane	ug/L	ND	4000	4000	5350	5360	134	134	60-140	0	30	
cis-1,2-Dichloroethene	ug/L	ND	4000	4000	4520	4550	113	114	60-140	1	30	
cis-1,3-Dichloropropene	ug/L	ND	4000	4000	4510	4410	113	110	60-140	2	30	
Dibromochloromethane	ug/L	ND	4000	4000	4340	4260	108	107	60-140	2	30	
Dibromomethane	ug/L	ND	4000	4000	4480	4450	112	111	60-140	1	30	

Results presented on this page are in the units indicated by the "Units" column except where an alternate unit is presented to the right of the result.

This report shall not be reproduced, except in full,
without the written consent of Pace Analytical Services, LLC.

Pace Analytical Services, LLC
9800 Kincey Ave. Suite 100
Huntersville, NC 28078
(704)875-9092

QUALITY CONTROL DATA

Project: 2020-LI-2448
Pace Project No.: 92589492

MATRIX SPIKE & MATRIX SPIKE DUPLICATE: 3559551 3559552

Parameter	Units	92588940005 Result	MS Spike Conc.	MSD Spike Conc.	MS Result	MSD Result	MS % Rec	MSD % Rec	% Rec Limits	RPD	Max RPD	Qual
Dichlorodifluoromethane	ug/L	ND	4000	4000	6020	5890	150	147	60-140	2	30	M1
Diisopropyl ether	ug/L	434	4000	4000	4990	4970	114	113	60-140	0	30	
Ethanol	ug/L	ND	160000	160000	172000	168000	108	105	60-140	3	30	
Ethylbenzene	ug/L	4820	4000	4000	9930	9880	128	127	60-140	0	30	
Hexachloro-1,3-butadiene	ug/L	ND	4000	4000	5080	5050	127	126	60-140	1	30	
Isopropylbenzene (Cumene)	ug/L	222	4000	4000	5130	5050	123	121	60-140	2	30	
m&p-Xylene	ug/L	18000	8000	8000	27800	28000	123	125	60-140	1	30	
Methyl-tert-butyl ether	ug/L	19100	4000	4000	25000	25700	148	166	60-140	3	30	M1
Methylene Chloride	ug/L	ND	4000	4000	4880	4730	122	118	60-140	3	30	
n-Butylbenzene	ug/L	103	4000	4000	4580	4640	112	113	60-140	1	30	
n-Propylbenzene	ug/L	553	4000	4000	5280	5340	118	120	60-140	1	30	
Naphthalene	ug/L	701	4000	4000	5260	5390	114	117	60-140	2	30	
o-Xylene	ug/L	7560	4000	4000	12600	12800	126	130	60-140	1	30	
sec-Butylbenzene	ug/L	ND	4000	4000	4800	4770	120	119	60-140	0	30	
Styrene	ug/L	218	4000	4000	5080	5120	122	122	60-140	1	30	
tert-Butylbenzene	ug/L	ND	4000	4000	4230	4140	106	104	60-140	2	30	
Tetrachloroethene	ug/L	ND	4000	4000	4890	4760	122	119	60-140	3	30	
Toluene	ug/L	25500	4000	4000	30100	30900	117	136	60-140	3	30	
trans-1,2-Dichloroethene	ug/L	ND	4000	4000	4640	4640	116	116	60-140	0	30	
trans-1,3-Dichloropropene	ug/L	ND	4000	4000	4350	4340	109	108	60-140	0	30	
Trichloroethene	ug/L	ND	4000	4000	4890	4810	122	120	60-140	2	30	
Trichlorofluoromethane	ug/L	ND	4000	4000	4790	4800	120	120	60-140	0	30	
Vinyl chloride	ug/L	ND	4000	4000	5060	5000	126	125	60-140	1	30	
1,2-Dichloroethane-d4 (S)	%						102	102	70-130			
4-Bromofluorobenzene (S)	%						97	97	70-130			
Toluene-d8 (S)	%						97	95	70-130			

Results presented on this page are in the units indicated by the "Units" column except where an alternate unit is presented to the right of the result.

This report shall not be reproduced, except in full,
without the written consent of Pace Analytical Services, LLC.

Pace Analytical Services, LLC
9800 Kincey Ave. Suite 100
Huntersville, NC 28078
(704)875-9092

QUALIFIERS

Project: 2020-LI-2448
Pace Project No.: 92589492

DEFINITIONS

DF - Dilution Factor, if reported, represents the factor applied to the reported data due to dilution of the sample aliquot.

ND - Not Detected at or above adjusted reporting limit.

TNTC - Too Numerous To Count

J - Estimated concentration above the adjusted method detection limit and below the adjusted reporting limit.

MDL - Adjusted Method Detection Limit.

PQL - Practical Quantitation Limit.

RL - Reporting Limit - The lowest concentration value that meets project requirements for quantitative data with known precision and bias for a specific analyte in a specific matrix.

S - Surrogate

1,2-Diphenylhydrazine decomposes to and cannot be separated from Azobenzene using Method 8270. The result for each analyte is a combined concentration.

Consistent with EPA guidelines, unrounded data are displayed and have been used to calculate % recovery and RPD values.

LCS(D) - Laboratory Control Sample (Duplicate)

MS(D) - Matrix Spike (Duplicate)

DUP - Sample Duplicate

RPD - Relative Percent Difference

NC - Not Calculable.

SG - Silica Gel - Clean-Up

U - Indicates the compound was analyzed for, but not detected.

Acid preservation may not be appropriate for 2 Chloroethylvinyl ether.

A separate vial preserved to a pH of 4-5 is recommended in SW846 Chapter 4 for the analysis of Acrolein and Acrylonitrile by EPA Method 8260.

N-Nitrosodiphenylamine decomposes and cannot be separated from Diphenylamine using Method 8270. The result reported for each analyte is a combined concentration.

Reported results are not rounded until the final step prior to reporting. Therefore, calculated parameters that are typically reported as "Total" may vary slightly from the sum of the reported component parameters.

Pace Analytical is TNI accredited. Contact your Pace PM for the current list of accredited analytes.

TNI - The NELAC Institute.

ANALYTE QUALIFIERS

IL	This analyte exceeded secondary source verification criteria low for the initial calibration. The reported results should be considered an estimated value.
M1	Matrix spike recovery exceeded QC limits. Batch accepted based on laboratory control sample (LCS) recovery.
N2	The lab does not hold NELAC/TNI accreditation for this parameter but other accreditations/certifications may apply. A complete list of accreditations/certifications is available upon request.

This report shall not be reproduced, except in full,
without the written consent of Pace Analytical Services, LLC.

Pace Analytical Services, LLC
9800 Kincey Ave. Suite 100
Huntersville, NC 28078
(704)875-9092

QUALITY CONTROL DATA CROSS REFERENCE TABLE

Project: 2020-LI-2448
Pace Project No.: 92589492

Lab ID	Sample ID	QC Batch Method	QC Batch	Analytical Method	Analytical Batch
92589492001	**13800_HC_RD**	MADEP VPH	680135		
92589492001	**13800_HC_RD**	EPA 3010A	681174	EPA 6010D	682682
92589492001	**13800_HC_RD**	SM 6200B	680357		

This report shall not be reproduced, except in full,
without the written consent of Pace Analytical Services, LLC.

Pace Analytical

CHAIN-OF-CUSTODY Analytical Request Document

Chain-of-Custody is a LEGAL DOCUMENT - Complete all relevent fields

LAB USE ONLY

WO# : 92589492

92589492

Company: Apex Companies

Billing Information:

Address:

Report To: Andrew Street

Email To: andrew.street@apexcos.com

Copy To:

Site Collection Info/Address: 14225 Huntersville-Concord Rd

Customer Project Name/Number: 2020-LI-2448

State: NC County/City: Huntersville Time Zone Collected: [ ] PT [ ] MT [ ] CT [✓] ET

Phone:
Email:

Site/Facility ID #:

Compliance Monitoring? [ ] Yes [ ] No

Collected By (print): Jason Humphrey, Roger Cantley

Purchase Order #:
Quote #:

DW PWS ID #:
DW Location Code:

Collected By (signature):

Turnaround Date Required: ASAP

Immediately Packed on Ice: [✓] Yes [ ] No

Sample Disposal:
[✓] Dispose as appropriate [ ] Return
[ ] Archive: _____
[ ] Hold: _____

Rush:
[ ] Same Day [ ] Next Day
[ ] 2 Day [ ] 3 Day [ ] 4 Day [ ] 5 Day
(Expedite Charges Apply)

Field Filtered (if applicable):
[ ] Yes [ ] No
Analysis: _____

* Matrix Codes (Insert in Matrix box below): Drinking Water (DW), Ground Water (GW), Wastewater (WW), Product (P), Soil/Solid (SL), Oil (OL), Wipe (WP), Air (AR), Tissue (TS), Bioassay (B), Vapor (V), Other (OT)

** Preservative Types: (1) nitric acid, (2) sulfuric acid, (3) hydrochloric acid, (4) sodium hydroxide, (5) zinc acetate, (6) methanol, (7) sodium bisulfate, (8) sodium thiosulfate, (9) hexane, (A) ascorbic acid, (B) ammonium sulfate, (C) ammonium hydroxide, (D) TSP, (U) Unpreserved, (O) Other _____

Container Pre...

Customer Sample ID	Matrix *	Comp / Grab	Collected (or Composite Start) Date	Collected (or Composite Start) Time	Composite End Date	Composite End Time	Res Cl	# of Ctns	VOCs 6200B	MADEP VPH	LEAD
13800-HC-RD	DW	G	2/22/22	0810				8	X	X	X

Analyses

Lab Profile/Line:

Lab Sample Receipt Checklist:

Custody Seals Present/Intact	Y	N	NA
Custody Signatures Present	Y	N	NA
Collector Signature Present	Y	N	NA
Bottles Intact	Y	N	NA
Correct Bottles	Y	N	NA
Sufficient Volume	Y	N	NA
Samples Received on Ice	Y	N	NA
VOA - Headspace Acceptable	Y	N	NA
USDA Regulated Soils	Y	N	NA
Samples in Holding Time	Y	N	NA
Residual Chlorine Present	Y	N	NA
Cl Strips:			
Sample pH Acceptable	Y	N	NA
pH Strips: 223519AV			
Sulfide Present	Y	N	NA
Lead Acetate Strips:			

LAB USE ONLY:
Lab Sample # / Comments:
92589492
001

Customer Remarks / Special Conditions / Possible Hazards:

Type of Ice Used: Wet Blue Dry None

Packing Material Used: BB

Radchem sample(s) screened (<500 cpm): Y N NA

SHORT HOLDS PRESENT (<72 hours): Y N N/A

Lab Tracking #: 2601665

Samples received via: FEDEX UPS Client Courier Pace Courier

Lab Sample Temperature Info:
Temp Blank Received: Y N NA
Therm ID#: 92TOC4
Cooler 1 Temp Upon Receipt: 1.3 oC
Cooler 1 Therm Corr. Factor: 0 oC
Cooler 1 Corrected Temp: 1.3 oC
Comments:

Relinquished by/Company: (Signature)	Date/Time:	Received by/Company: (Signature)	Date/Time:
Jason Humphrey / Apex	2/22/22 1135	KH Pace HVL	2/22/22 1135
Relinquished by/Company: (Signature)	Date/Time:	Received by/Company: (Signature)	Date/Time:
Relinquished by/Company: (Signature)	Date/Time:	Received by/Company: (Signature)	Date/Time:

MTJL LAB USE ONLY
Table #:
Acctnum:
Template:
Prelogin:
PM:
PB:

Trip Blank Received: Y N NA
HCL MeOH TSP Other

Non Conformance(s): YES / NO

Page: 1 of: 1

Pace Analytical®	Document Name: Sample Condition Upon Receipt (SCUR)	Document Revised: November 15, 2021 Page 2 of 2
	Document No.: F-CAR-CS-033-Rev.08	Issuing Authority: Pace Carolinas Quality Office

***Check mark top half of box if pH and/or dechlorination is verified and within the acceptance range for preservation samples.**

Exceptions: VOA, Coliform, TOC, Oil and Grease, DRO/8015 (water) DOC, LLHg

****Bottom half of box is to list number of bottles**

Project # **WO# : 92589492**

PM: AMB Due Date: 03/01/22

CLIENT: 92-APEX MOOR

Item#	BP4U-125 mL Plastic Unpreserved (N/A) (Cl-)	BP3U-250 mL Plastic Unpreserved (N/A)	BP2U-500 mL Plastic Unpreserved (N/A)	BP1U-1 liter Plastic Unpreserved (N/A)	BP4S-125 mL Plastic H2SO4 (pH < 2) (Cl-)	BP3N-250 mL plastic HNO3 (pH < 2)	BP4Z-125 mL Plastic ZN Acetate & NaOH (>9)	BP4B-125 mL Plastic NaOH (pH > 12) (Cl-)	WGFU-Wide-mouthed Glass jar Unpreserved	AG1U-1 liter Amber Unpreserved (N/A) (Cl-)	AG1H-1 liter Amber HCl (pH < 2)	AG3U-250 mL Amber Unpreserved (N/A) (Cl-)	AG1S-1 liter Amber H2SO4 (pH < 2)	AG3S-250 mL Amber H2SO4 (pH < 2)	AG3A(DG3A)-250 mL Amber NH4Cl (N/A)(Cl-)	DG9H-40 mL VOA HCl (N/A)	VG9T-40 mL VOA Na2S2O3 (N/A)	VG9U-40 mL VOA Unpreserved (N/A)	DG9P-40 mL VOA H3PO4 (N/A)	VOAK (3 vials per kit)-5035 kit (N/A)	V/GK (3 vials per kit)-VPH/Gas kit (N/A)	SP5T-125 mL Sterile Plastic (N/A – lab)	SP2T-250 mL Sterile Plastic (N/A – lab)		BP3A-250 mL Plastic (NH2)2SO4 (9.3-9.7)	AG0U-100 mL Amber Unpreserved vials (N/A)	VSGU-20 mL Scintillation vials (N/A)	DG9U-40 mL Amber Unpreserved vials (N/A)
1						1										7													
2																													
3																													
4																													
5																													
6																													
7																													
8																													
9																													
10																													
11																													
12																													

pH Adjustment Log for Preserved Samples

Sample ID	Type of Preservative	pH upon receipt	Date preservation adjusted	Time preservation adjusted	Amount of Preservative added	Lot #

Note: Whenever there is a discrepancy affecting North Carolina compliance samples, a copy of this form will be sent to the North Carolina DEHNR Certification Office (i.e. Out of hold, incorrect preservative, out of temp, incorrect containers.

Pace Analytical Services, LLC
9800 Kincey Ave. Suite 100
Huntersville, NC 28078
(704)875-9092

March 09, 2022

Andrew Street
Apex Companies - NC
5900 Northwoods Business Pkwy
Suite 5900-0
Charlotte, NC 28269

RE: Project: 2020-LI-2448
Pace Project No.: 92589498

Dear Andrew Street:

Enclosed are the analytical results for sample(s) received by the laboratory on February 22, 2022. The results relate only to the samples included in this report. Results reported herein conform to the applicable TNI/NELAC Standards and the laboratory's Quality Manual, where applicable, unless otherwise noted in the body of the report.

The test results provided in this final report were generated by each of the following laboratories within the Pace Network:

- Pace Analytical Services - Asheville
- Pace Analytical Services - Charlotte

If you have any questions concerning this report, please feel free to contact me.

Sincerely,

Angela M. Baioni

Angela Baioni
angela.baioni@pacelabs.com
(704)875-9092
Project Manager

Enclosures

cc: J Culbreath, Colonial Pipeline Company
Naomi Fretz, APEX Companies, LLC
Robert Hughes, Colonial Pipeline
Cameron Lee, Montrose-EPS
Jamie Moran, APEX Companies, LLC
Jeff Morrison, Colonial Pipeline Company
Tom Naumann, APEX Companies - NC
Joe Nicolette, Montrose-EPS
Kaitlyn Nootens, Apex Companies
Christopher Schultz, Apex Companies
Matt Teixeira, Apex Companies, LLC
Michael Verdon, Colonial Pipeline Company
JM Wyatt, Colonial Pipeline Company

REPORT OF LABORATORY ANALYSIS

This report shall not be reproduced, except in full,
without the written consent of Pace Analytical Services, LLC.

Pace Analytical Services, LLC
9800 Kincey Ave. Suite 100
Huntersville, NC 28078
(704)875-9092

CERTIFICATIONS

Project: 2020-LI-2448
Pace Project No.: 92589498

Pace Analytical Services Charlotte

South Carolina Laboratory ID: 99006
9800 Kincey Ave. Ste 100, Huntersville, NC 28078
North Carolina Drinking Water Certification #: 37706
North Carolina Field Services Certification #: 5342
North Carolina Wastewater Certification #: 12
South Carolina Laboratory ID: 99006
South Carolina Certification #: 99006001
South Carolina Drinking Water Cert. #: 99006003
Florida/NELAP Certification #: E87627
Kentucky UST Certification #: 84
Louisiana DoH Drinking Water #: LA029
Virginia/VELAP Certification #: 460221

Pace Analytical Services Asheville

2225 Riverside Drive, Asheville, NC 28804
Florida/NELAP Certification #: E87648
North Carolina Drinking Water Certification #: 37712
North Carolina Wastewater Certification #: 40
South Carolina Laboratory ID: 99030
South Carolina Certification #: 99030001
Virginia/VELAP Certification #: 460222

This report shall not be reproduced, except in full,
without the written consent of Pace Analytical Services, LLC.

Pace Analytical Services, LLC
9800 Kincey Ave. Suite 100
Huntersville, NC 28078
(704)875-9092

SAMPLE SUMMARY

Project: 2020-LI-2448
Pace Project No.: 92589498

Lab ID	Sample ID	Matrix	Date Collected	Date Received
92589498001	**DUP-1**	Water	02/22/22 00:00	02/22/22 11:35
92589498002	**FB-1**	Water	02/22/22 00:00	02/22/22 11:35
92589498003	**TRIP BLANK**	Water	02/22/22 00:00	02/22/22 11:35

This report shall not be reproduced, except in full,
without the written consent of Pace Analytical Services, LLC.

Pace Analytical Services, LLC
9800 Kincey Ave. Suite 100
Huntersville, NC 28078
(704)875-9092

SAMPLE ANALYTE COUNT

Project: 2020-LI-2448
Pace Project No.: 92589498

Lab ID	Sample ID	Method	Analysts	Analytes Reported	Laboratory
92589498001	**DUP-1**	MADEP VPH	MAD	6	PASI-C
		EPA 6010D	CBV	1	PASI-A
		SM 6200B	CL	64	PASI-C
92589498002	**FB-1**	MADEP VPH	MAD	6	PASI-C
		EPA 6010D	CBV	1	PASI-A
		SM 6200B	CL	64	PASI-C
92589498003	**TRIP BLANK**	SM 6200B	CL	64	PASI-C

PASI-A = Pace Analytical Services - Asheville
PASI-C = Pace Analytical Services - Charlotte

This report shall not be reproduced, except in full,
without the written consent of Pace Analytical Services, LLC.

Pace Analytical Services, LLC
9800 Kincey Ave. Suite 100
Huntersville, NC 28078
(704)875-9092

ANALYTICAL RESULTS

Project: 2020-LI-2448
Pace Project No.: 92589498

Sample: DUP-1 **Lab ID: 92589498001** Collected: 02/22/22 00:00 Received: 02/22/22 11:35 Matrix: Water

Parameters	Results	Units	Report Limit	MDL	DF	Prepared	Analyzed	CAS No.	Qual
VPH NC Water	Analytical Method: MADEP VPH								
	Pace Analytical Services - Charlotte								
Total VPH (C5-C12)	ND	ug/L	50.0	50.0	1		02/22/22 23:30		N2
Aliphatic (C05-C08)	ND	ug/L	50.0	50.0	1		02/22/22 23:30		N2
Aliphatic(C09-C12) Adjusted	ND	ug/L	50.0	50.0	1		02/22/22 23:30		N2
Aromatic (C09-C10)	ND	ug/L	50.0	50.0	1		02/22/22 23:30		N2
Surrogates									
4-Bromofluorobenzene (FID) (S)	100	%	70-130		1		02/22/22 23:30	460-00-4	
4-Bromofluorobenzene (PID) (S)	96	%	70-130		1		02/22/22 23:30	460-00-4	
6010 MET ICP	Analytical Method: EPA 6010D Preparation Method: EPA 3010A								
	Pace Analytical Services - Asheville								
Lead	ND	ug/L	5.0	4.5	1	03/05/22 02:01	03/06/22 21:44	7439-92-1	
6200B MSV	Analytical Method: SM 6200B								
	Pace Analytical Services - Charlotte								
Benzene	ND	ug/L	0.50	0.34	1		02/23/22 18:31	71-43-2	
Bromobenzene	ND	ug/L	0.50	0.29	1		02/23/22 18:31	108-86-1	
Bromochloromethane	ND	ug/L	0.50	0.47	1		02/23/22 18:31	74-97-5	
Bromodichloromethane	ND	ug/L	0.50	0.31	1		02/23/22 18:31	75-27-4	
Bromoform	ND	ug/L	0.50	0.34	1		02/23/22 18:31	75-25-2	
Bromomethane	ND	ug/L	5.0	1.7	1		02/23/22 18:31	74-83-9	
n-Butylbenzene	ND	ug/L	0.50	0.49	1		02/23/22 18:31	104-51-8	
sec-Butylbenzene	ND	ug/L	0.50	0.40	1		02/23/22 18:31	135-98-8	
tert-Butylbenzene	ND	ug/L	0.50	0.32	1		02/23/22 18:31	98-06-6	
Carbon tetrachloride	ND	ug/L	0.50	0.33	1		02/23/22 18:31	56-23-5	
Chlorobenzene	ND	ug/L	0.50	0.28	1		02/23/22 18:31	108-90-7	
Chloroethane	ND	ug/L	1.0	0.65	1		02/23/22 18:31	75-00-3	
Chloroform	ND	ug/L	0.50	0.35	1		02/23/22 18:31	67-66-3	
Chloromethane	ND	ug/L	1.0	0.54	1		02/23/22 18:31	74-87-3	
2-Chlorotoluene	ND	ug/L	0.50	0.32	1		02/23/22 18:31	95-49-8	
4-Chlorotoluene	ND	ug/L	0.50	0.32	1		02/23/22 18:31	106-43-4	
1,2-Dibromo-3-chloropropane	ND	ug/L	1.0	0.34	1		02/23/22 18:31	96-12-8	
Dibromochloromethane	ND	ug/L	0.50	0.36	1		02/23/22 18:31	124-48-1	
1,2-Dibromoethane (EDB)	ND	ug/L	0.50	0.27	1		02/23/22 18:31	106-93-4	
Dibromomethane	ND	ug/L	0.50	0.39	1		02/23/22 18:31	74-95-3	
1,2-Dichlorobenzene	ND	ug/L	0.50	0.34	1		02/23/22 18:31	95-50-1	
1,3-Dichlorobenzene	ND	ug/L	0.50	0.34	1		02/23/22 18:31	541-73-1	
1,4-Dichlorobenzene	ND	ug/L	0.50	0.33	1		02/23/22 18:31	106-46-7	
Dichlorodifluoromethane	ND	ug/L	0.50	0.35	1		02/23/22 18:31	75-71-8	
1,1-Dichloroethane	ND	ug/L	0.50	0.37	1		02/23/22 18:31	75-34-3	
1,2-Dichloroethane	ND	ug/L	0.50	0.32	1		02/23/22 18:31	107-06-2	
1,1-Dichloroethene	ND	ug/L	0.50	0.35	1		02/23/22 18:31	75-35-4	
cis-1,2-Dichloroethene	ND	ug/L	0.50	0.38	1		02/23/22 18:31	156-59-2	
trans-1,2-Dichloroethene	ND	ug/L	0.50	0.40	1		02/23/22 18:31	156-60-5	
1,2-Dichloropropane	ND	ug/L	0.50	0.36	1		02/23/22 18:31	78-87-5	
1,3-Dichloropropane	ND	ug/L	0.50	0.28	1		02/23/22 18:31	142-28-9	

This report shall not be reproduced, except in full,
without the written consent of Pace Analytical Services, LLC.

Pace Analytical Services, LLC
9800 Kincey Ave. Suite 100
Huntersville, NC 28078
(704)875-9092

ANALYTICAL RESULTS

Project: 2020-LI-2448
Pace Project No.: 92589498

Sample: DUP-1 **Lab ID: 92589498001** Collected: 02/22/22 00:00 Received: 02/22/22 11:35 Matrix: Water

Parameters	Results	Units	Report Limit	MDL	DF	Prepared	Analyzed	CAS No.	Qual
6200B MSV	Analytical Method: SM 6200B								
	Pace Analytical Services - Charlotte								
2,2-Dichloropropane	ND	ug/L	0.50	0.39	1		02/23/22 18:31	594-20-7	IL
1,1-Dichloropropene	ND	ug/L	0.50	0.43	1		02/23/22 18:31	563-58-6	
cis-1,3-Dichloropropene	ND	ug/L	0.50	0.36	1		02/23/22 18:31	10061-01-5	
trans-1,3-Dichloropropene	ND	ug/L	0.50	0.36	1		02/23/22 18:31	10061-02-6	
Diisopropyl ether	ND	ug/L	0.50	0.31	1		02/23/22 18:31	108-20-3	
Ethanol	ND	ug/L	200	72.2	1		02/23/22 18:31	64-17-5	
Ethylbenzene	ND	ug/L	0.50	0.30	1		02/23/22 18:31	100-41-4	
Hexachloro-1,3-butadiene	ND	ug/L	2.0	1.5	1		02/23/22 18:31	87-68-3	
Isopropylbenzene (Cumene)	ND	ug/L	0.50	0.33	1		02/23/22 18:31	98-82-8	
Methylene Chloride	ND	ug/L	2.0	2.0	1		02/23/22 18:31	75-09-2	
Methyl-tert-butyl ether	ND	ug/L	0.50	0.42	1		02/23/22 18:31	1634-04-4	
Naphthalene	ND	ug/L	2.0	0.64	1		02/23/22 18:31	91-20-3	
n-Propylbenzene	ND	ug/L	0.50	0.34	1		02/23/22 18:31	103-65-1	
Styrene	ND	ug/L	0.50	0.29	1		02/23/22 18:31	100-42-5	
1,1,1,2-Tetrachloroethane	ND	ug/L	0.50	0.31	1		02/23/22 18:31	630-20-6	
1,1,2,2-Tetrachloroethane	ND	ug/L	0.50	0.22	1		02/23/22 18:31	79-34-5	
Tetrachloroethene	ND	ug/L	0.50	0.29	1		02/23/22 18:31	127-18-4	
Toluene	ND	ug/L	0.50	0.48	1		02/23/22 18:31	108-88-3	
1,2,3-Trichlorobenzene	ND	ug/L	2.0	0.81	1		02/23/22 18:31	87-61-6	
1,2,4-Trichlorobenzene	ND	ug/L	2.0	0.64	1		02/23/22 18:31	120-82-1	
1,1,1-Trichloroethane	ND	ug/L	0.50	0.33	1		02/23/22 18:31	71-55-6	
1,1,2-Trichloroethane	ND	ug/L	0.50	0.32	1		02/23/22 18:31	79-00-5	
Trichloroethene	ND	ug/L	0.50	0.38	1		02/23/22 18:31	79-01-6	
Trichlorofluoromethane	ND	ug/L	1.0	0.30	1		02/23/22 18:31	75-69-4	
1,2,3-Trichloropropane	ND	ug/L	0.50	0.26	1		02/23/22 18:31	96-18-4	
1,2,4-Trimethylbenzene	ND	ug/L	0.50	0.50	1		02/23/22 18:31	95-63-6	
1,3,5-Trimethylbenzene	ND	ug/L	0.50	0.33	1		02/23/22 18:31	108-67-8	
Vinyl chloride	ND	ug/L	1.0	0.39	1		02/23/22 18:31	75-01-4	
m&p-Xylene	ND	ug/L	1.0	0.71	1		02/23/22 18:31	179601-23-1	
o-Xylene	ND	ug/L	0.50	0.34	1		02/23/22 18:31	95-47-6	
Surrogates									
1,2-Dichloroethane-d4 (S)	103	%	70-130		1		02/23/22 18:31	17060-07-0	
4-Bromofluorobenzene (S)	97	%	70-130		1		02/23/22 18:31	460-00-4	
Toluene-d8 (S)	99	%	70-130		1		02/23/22 18:31	2037-26-5	

This report shall not be reproduced, except in full,
without the written consent of Pace Analytical Services, LLC.

Pace Analytical Services, LLC
9800 Kincey Ave. Suite 100
Huntersville, NC 28078
(704)875-9092

ANALYTICAL RESULTS

Project: 2020-LI-2448
Pace Project No.: 92589498

Sample: FB-1 **Lab ID: 92589498002** Collected: 02/22/22 00:00 Received: 02/22/22 11:35 Matrix: Water

Parameters	Results	Units	Report Limit	MDL	DF	Prepared	Analyzed	CAS No.	Qual
VPH NC Water	Analytical Method: MADEP VPH								
	Pace Analytical Services - Charlotte								
Total VPH (C5-C12)	ND	ug/L	50.0	50.0	1		02/22/22 23:59		N2
Aliphatic (C05-C08)	ND	ug/L	50.0	50.0	1		02/22/22 23:59		N2
Aliphatic(C09-C12) Adjusted	ND	ug/L	50.0	50.0	1		02/22/22 23:59		N2
Aromatic (C09-C10)	ND	ug/L	50.0	50.0	1		02/22/22 23:59		N2
Surrogates									
4-Bromofluorobenzene (FID) (S)	99	%	70-130		1		02/22/22 23:59	460-00-4	
4-Bromofluorobenzene (PID) (S)	95	%	70-130		1		02/22/22 23:59	460-00-4	
6010 MET ICP	Analytical Method: EPA 6010D Preparation Method: EPA 3010A								
	Pace Analytical Services - Asheville								
Lead	ND	ug/L	5.0	4.5	1	03/05/22 02:01	03/06/22 21:47	7439-92-1	
6200B MSV	Analytical Method: SM 6200B								
	Pace Analytical Services - Charlotte								
Benzene	ND	ug/L	0.50	0.34	1		02/23/22 16:41	71-43-2	
Bromobenzene	ND	ug/L	0.50	0.29	1		02/23/22 16:41	108-86-1	
Bromochloromethane	ND	ug/L	0.50	0.47	1		02/23/22 16:41	74-97-5	
Bromodichloromethane	ND	ug/L	0.50	0.31	1		02/23/22 16:41	75-27-4	
Bromoform	ND	ug/L	0.50	0.34	1		02/23/22 16:41	75-25-2	
Bromomethane	ND	ug/L	5.0	1.7	1		02/23/22 16:41	74-83-9	
n-Butylbenzene	ND	ug/L	0.50	0.49	1		02/23/22 16:41	104-51-8	
sec-Butylbenzene	ND	ug/L	0.50	0.40	1		02/23/22 16:41	135-98-8	
tert-Butylbenzene	ND	ug/L	0.50	0.32	1		02/23/22 16:41	98-06-6	
Carbon tetrachloride	ND	ug/L	0.50	0.33	1		02/23/22 16:41	56-23-5	
Chlorobenzene	ND	ug/L	0.50	0.28	1		02/23/22 16:41	108-90-7	
Chloroethane	ND	ug/L	1.0	0.65	1		02/23/22 16:41	75-00-3	
Chloroform	ND	ug/L	0.50	0.35	1		02/23/22 16:41	67-66-3	
Chloromethane	ND	ug/L	1.0	0.54	1		02/23/22 16:41	74-87-3	
2-Chlorotoluene	ND	ug/L	0.50	0.32	1		02/23/22 16:41	95-49-8	
4-Chlorotoluene	ND	ug/L	0.50	0.32	1		02/23/22 16:41	106-43-4	
1,2-Dibromo-3-chloropropane	ND	ug/L	1.0	0.34	1		02/23/22 16:41	96-12-8	
Dibromochloromethane	ND	ug/L	0.50	0.36	1		02/23/22 16:41	124-48-1	
1,2-Dibromoethane (EDB)	ND	ug/L	0.50	0.27	1		02/23/22 16:41	106-93-4	
Dibromomethane	ND	ug/L	0.50	0.39	1		02/23/22 16:41	74-95-3	
1,2-Dichlorobenzene	ND	ug/L	0.50	0.34	1		02/23/22 16:41	95-50-1	
1,3-Dichlorobenzene	ND	ug/L	0.50	0.34	1		02/23/22 16:41	541-73-1	
1,4-Dichlorobenzene	ND	ug/L	0.50	0.33	1		02/23/22 16:41	106-46-7	
Dichlorodifluoromethane	ND	ug/L	0.50	0.35	1		02/23/22 16:41	75-71-8	
1,1-Dichloroethane	ND	ug/L	0.50	0.37	1		02/23/22 16:41	75-34-3	
1,2-Dichloroethane	ND	ug/L	0.50	0.32	1		02/23/22 16:41	107-06-2	
1,1-Dichloroethene	ND	ug/L	0.50	0.35	1		02/23/22 16:41	75-35-4	
cis-1,2-Dichloroethene	ND	ug/L	0.50	0.38	1		02/23/22 16:41	156-59-2	
trans-1,2-Dichloroethene	ND	ug/L	0.50	0.40	1		02/23/22 16:41	156-60-5	
1,2-Dichloropropane	ND	ug/L	0.50	0.36	1		02/23/22 16:41	78-87-5	
1,3-Dichloropropane	ND	ug/L	0.50	0.28	1		02/23/22 16:41	142-28-9	

This report shall not be reproduced, except in full,
without the written consent of Pace Analytical Services, LLC.

Pace Analytical Services, LLC
9800 Kincey Ave. Suite 100
Huntersville, NC 28078
(704)875-9092

ANALYTICAL RESULTS

Project: 2020-LI-2448
Pace Project No.: 92589498

Sample: FB-1 **Lab ID: 92589498002** Collected: 02/22/22 00:00 Received: 02/22/22 11:35 Matrix: Water

Parameters	Results	Units	Report Limit	MDL	DF	Prepared	Analyzed	CAS No.	Qual
6200B MSV	Analytical Method: SM 6200B								
	Pace Analytical Services - Charlotte								
2,2-Dichloropropane	ND	ug/L	0.50	0.39	1		02/23/22 16:41	594-20-7	IL
1,1-Dichloropropene	ND	ug/L	0.50	0.43	1		02/23/22 16:41	563-58-6	
cis-1,3-Dichloropropene	ND	ug/L	0.50	0.36	1		02/23/22 16:41	10061-01-5	
trans-1,3-Dichloropropene	ND	ug/L	0.50	0.36	1		02/23/22 16:41	10061-02-6	
Diisopropyl ether	ND	ug/L	0.50	0.31	1		02/23/22 16:41	108-20-3	
Ethanol	ND	ug/L	200	72.2	1		02/23/22 16:41	64-17-5	
Ethylbenzene	ND	ug/L	0.50	0.30	1		02/23/22 16:41	100-41-4	
Hexachloro-1,3-butadiene	ND	ug/L	2.0	1.5	1		02/23/22 16:41	87-68-3	
Isopropylbenzene (Cumene)	ND	ug/L	0.50	0.33	1		02/23/22 16:41	98-82-8	
Methylene Chloride	ND	ug/L	2.0	2.0	1		02/23/22 16:41	75-09-2	
Methyl-tert-butyl ether	ND	ug/L	0.50	0.42	1		02/23/22 16:41	1634-04-4	
Naphthalene	ND	ug/L	2.0	0.64	1		02/23/22 16:41	91-20-3	
n-Propylbenzene	ND	ug/L	0.50	0.34	1		02/23/22 16:41	103-65-1	
Styrene	ND	ug/L	0.50	0.29	1		02/23/22 16:41	100-42-5	
1,1,1,2-Tetrachloroethane	ND	ug/L	0.50	0.31	1		02/23/22 16:41	630-20-6	
1,1,2,2-Tetrachloroethane	ND	ug/L	0.50	0.22	1		02/23/22 16:41	79-34-5	
Tetrachloroethene	ND	ug/L	0.50	0.29	1		02/23/22 16:41	127-18-4	
Toluene	**0.51**	ug/L	0.50	0.48	1		02/23/22 16:41	108-88-3	C0
1,2,3-Trichlorobenzene	ND	ug/L	2.0	0.81	1		02/23/22 16:41	87-61-6	
1,2,4-Trichlorobenzene	ND	ug/L	2.0	0.64	1		02/23/22 16:41	120-82-1	
1,1,1-Trichloroethane	ND	ug/L	0.50	0.33	1		02/23/22 16:41	71-55-6	
1,1,2-Trichloroethane	ND	ug/L	0.50	0.32	1		02/23/22 16:41	79-00-5	
Trichloroethene	ND	ug/L	0.50	0.38	1		02/23/22 16:41	79-01-6	
Trichlorofluoromethane	ND	ug/L	1.0	0.30	1		02/23/22 16:41	75-69-4	
1,2,3-Trichloropropane	ND	ug/L	0.50	0.26	1		02/23/22 16:41	96-18-4	
1,2,4-Trimethylbenzene	ND	ug/L	0.50	0.50	1		02/23/22 16:41	95-63-6	
1,3,5-Trimethylbenzene	ND	ug/L	0.50	0.33	1		02/23/22 16:41	108-67-8	
Vinyl chloride	ND	ug/L	1.0	0.39	1		02/23/22 16:41	75-01-4	
m&p-Xylene	ND	ug/L	1.0	0.71	1		02/23/22 16:41	179601-23-1	
o-Xylene	ND	ug/L	0.50	0.34	1		02/23/22 16:41	95-47-6	
Surrogates									
1,2-Dichloroethane-d4 (S)	101	%	70-130		1		02/23/22 16:41	17060-07-0	
4-Bromofluorobenzene (S)	97	%	70-130		1		02/23/22 16:41	460-00-4	
Toluene-d8 (S)	97	%	70-130		1		02/23/22 16:41	2037-26-5	

This report shall not be reproduced, except in full,
without the written consent of Pace Analytical Services, LLC.

Pace Analytical Services, LLC
9800 Kincey Ave. Suite 100
Huntersville, NC 28078
(704)875-9092

ANALYTICAL RESULTS

Project: 2020-LI-2448
Pace Project No.: 92589498

Sample: TRIP BLANK **Lab ID: 92589498003** Collected: 02/22/22 00:00 Received: 02/22/22 11:35 Matrix: Water

Parameters	Results	Units	Report Limit	MDL	DF	Prepared	Analyzed	CAS No.	Qual
6200B MSV	Analytical Method: SM 6200B								
	Pace Analytical Services - Charlotte								
Benzene	ND	ug/L	0.50	0.34	1		02/23/22 16:59	71-43-2	
Bromobenzene	ND	ug/L	0.50	0.29	1		02/23/22 16:59	108-86-1	
Bromochloromethane	ND	ug/L	0.50	0.47	1		02/23/22 16:59	74-97-5	
Bromodichloromethane	ND	ug/L	0.50	0.31	1		02/23/22 16:59	75-27-4	
Bromoform	ND	ug/L	0.50	0.34	1		02/23/22 16:59	75-25-2	
Bromomethane	ND	ug/L	5.0	1.7	1		02/23/22 16:59	74-83-9	
n-Butylbenzene	ND	ug/L	0.50	0.49	1		02/23/22 16:59	104-51-8	
sec-Butylbenzene	ND	ug/L	0.50	0.40	1		02/23/22 16:59	135-98-8	
tert-Butylbenzene	ND	ug/L	0.50	0.32	1		02/23/22 16:59	98-06-6	
Carbon tetrachloride	ND	ug/L	0.50	0.33	1		02/23/22 16:59	56-23-5	
Chlorobenzene	ND	ug/L	0.50	0.28	1		02/23/22 16:59	108-90-7	
Chloroethane	ND	ug/L	1.0	0.65	1		02/23/22 16:59	75-00-3	
Chloroform	ND	ug/L	0.50	0.35	1		02/23/22 16:59	67-66-3	
Chloromethane	ND	ug/L	1.0	0.54	1		02/23/22 16:59	74-87-3	
2-Chlorotoluene	ND	ug/L	0.50	0.32	1		02/23/22 16:59	95-49-8	
4-Chlorotoluene	ND	ug/L	0.50	0.32	1		02/23/22 16:59	106-43-4	
1,2-Dibromo-3-chloropropane	ND	ug/L	1.0	0.34	1		02/23/22 16:59	96-12-8	
Dibromochloromethane	ND	ug/L	0.50	0.36	1		02/23/22 16:59	124-48-1	
1,2-Dibromoethane (EDB)	ND	ug/L	0.50	0.27	1		02/23/22 16:59	106-93-4	
Dibromomethane	ND	ug/L	0.50	0.39	1		02/23/22 16:59	74-95-3	
1,2-Dichlorobenzene	ND	ug/L	0.50	0.34	1		02/23/22 16:59	95-50-1	
1,3-Dichlorobenzene	ND	ug/L	0.50	0.34	1		02/23/22 16:59	541-73-1	
1,4-Dichlorobenzene	ND	ug/L	0.50	0.33	1		02/23/22 16:59	106-46-7	
Dichlorodifluoromethane	ND	ug/L	0.50	0.35	1		02/23/22 16:59	75-71-8	
1,1-Dichloroethane	ND	ug/L	0.50	0.37	1		02/23/22 16:59	75-34-3	
1,2-Dichloroethane	ND	ug/L	0.50	0.32	1		02/23/22 16:59	107-06-2	
1,1-Dichloroethene	ND	ug/L	0.50	0.35	1		02/23/22 16:59	75-35-4	
cis-1,2-Dichloroethene	ND	ug/L	0.50	0.38	1		02/23/22 16:59	156-59-2	
trans-1,2-Dichloroethene	ND	ug/L	0.50	0.40	1		02/23/22 16:59	156-60-5	
1,2-Dichloropropane	ND	ug/L	0.50	0.36	1		02/23/22 16:59	78-87-5	
1,3-Dichloropropane	ND	ug/L	0.50	0.28	1		02/23/22 16:59	142-28-9	
2,2-Dichloropropane	ND	ug/L	0.50	0.39	1		02/23/22 16:59	594-20-7	IL
1,1-Dichloropropene	ND	ug/L	0.50	0.43	1		02/23/22 16:59	563-58-6	
cis-1,3-Dichloropropene	ND	ug/L	0.50	0.36	1		02/23/22 16:59	10061-01-5	
trans-1,3-Dichloropropene	ND	ug/L	0.50	0.36	1		02/23/22 16:59	10061-02-6	
Diisopropyl ether	ND	ug/L	0.50	0.31	1		02/23/22 16:59	108-20-3	
Ethanol	ND	ug/L	200	72.2	1		02/23/22 16:59	64-17-5	
Ethylbenzene	ND	ug/L	0.50	0.30	1		02/23/22 16:59	100-41-4	
Hexachloro-1,3-butadiene	ND	ug/L	2.0	1.5	1		02/23/22 16:59	87-68-3	
Isopropylbenzene (Cumene)	ND	ug/L	0.50	0.33	1		02/23/22 16:59	98-82-8	
Methylene Chloride	ND	ug/L	2.0	2.0	1		02/23/22 16:59	75-09-2	
Methyl-tert-butyl ether	ND	ug/L	0.50	0.42	1		02/23/22 16:59	1634-04-4	
Naphthalene	ND	ug/L	2.0	0.64	1		02/23/22 16:59	91-20-3	
n-Propylbenzene	ND	ug/L	0.50	0.34	1		02/23/22 16:59	103-65-1	
Styrene	ND	ug/L	0.50	0.29	1		02/23/22 16:59	100-42-5	

This report shall not be reproduced, except in full,
without the written consent of Pace Analytical Services, LLC.

Pace Analytical Services, LLC
9800 Kincey Ave. Suite 100
Huntersville, NC 28078
(704)875-9092

ANALYTICAL RESULTS

Project: 2020-LI-2448
Pace Project No.: 92589498

Sample: TRIP BLANK **Lab ID: 92589498003** Collected: 02/22/22 00:00 Received: 02/22/22 11:35 Matrix: Water

Parameters	Results	Units	Report Limit	MDL	DF	Prepared	Analyzed	CAS No.	Qual
6200B MSV	Analytical Method: SM 6200B								
	Pace Analytical Services - Charlotte								
1,1,1,2-Tetrachloroethane	ND	ug/L	0.50	0.31	1		02/23/22 16:59	630-20-6	
1,1,2,2-Tetrachloroethane	ND	ug/L	0.50	0.22	1		02/23/22 16:59	79-34-5	
Tetrachloroethene	ND	ug/L	0.50	0.29	1		02/23/22 16:59	127-18-4	
Toluene	**0.77**	ug/L	0.50	0.48	1		02/23/22 16:59	108-88-3	C0
1,2,3-Trichlorobenzene	ND	ug/L	2.0	0.81	1		02/23/22 16:59	87-61-6	
1,2,4-Trichlorobenzene	ND	ug/L	2.0	0.64	1		02/23/22 16:59	120-82-1	
1,1,1-Trichloroethane	ND	ug/L	0.50	0.33	1		02/23/22 16:59	71-55-6	
1,1,2-Trichloroethane	ND	ug/L	0.50	0.32	1		02/23/22 16:59	79-00-5	
Trichloroethene	ND	ug/L	0.50	0.38	1		02/23/22 16:59	79-01-6	
Trichlorofluoromethane	ND	ug/L	1.0	0.30	1		02/23/22 16:59	75-69-4	
1,2,3-Trichloropropane	ND	ug/L	0.50	0.26	1		02/23/22 16:59	96-18-4	
1,2,4-Trimethylbenzene	ND	ug/L	0.50	0.50	1		02/23/22 16:59	95-63-6	
1,3,5-Trimethylbenzene	ND	ug/L	0.50	0.33	1		02/23/22 16:59	108-67-8	
Vinyl chloride	ND	ug/L	1.0	0.39	1		02/23/22 16:59	75-01-4	
m&p-Xylene	ND	ug/L	1.0	0.71	1		02/23/22 16:59	179601-23-1	
o-Xylene	ND	ug/L	0.50	0.34	1		02/23/22 16:59	95-47-6	
Surrogates									
1,2-Dichloroethane-d4 (S)	102	%	70-130		1		02/23/22 16:59	17060-07-0	
4-Bromofluorobenzene (S)	98	%	70-130		1		02/23/22 16:59	460-00-4	
Toluene-d8 (S)	97	%	70-130		1		02/23/22 16:59	2037-26-5	

This report shall not be reproduced, except in full,
without the written consent of Pace Analytical Services, LLC.

Pace Analytical Services, LLC
9800 Kincey Ave. Suite 100
Huntersville, NC 28078
(704)875-9092

QUALITY CONTROL DATA

Project: 2020-LI-2448
Pace Project No.: 92589498

QC Batch: 680135
QC Batch Method: MADEP VPH
Analysis Method: MADEP VPH
Analysis Description: VPH NC Water
Laboratory: Pace Analytical Services - Charlotte
Associated Lab Samples: 92589498001, 92589498002

METHOD BLANK: 3558538
Matrix: Water
Associated Lab Samples: 92589498001, 92589498002

Parameter	Units	Blank Result	Reporting Limit	MDL	Analyzed	Qualifiers
Aliphatic (C05-C08)	ug/L	ND	50.0	50.0	02/22/22 12:54	N2
Aromatic (C09-C10)	ug/L	ND	50.0	50.0	02/22/22 12:54	N2
4-Bromofluorobenzene (FID) (S)	%	104	70-130		02/22/22 12:54	
4-Bromofluorobenzene (PID) (S)	%	101	70-130		02/22/22 12:54	

LABORATORY CONTROL SAMPLE & LCSD: 3558539 3558540

Parameter	Units	Spike Conc.	LCS Result	LCSD Result	LCS % Rec	LCSD % Rec	% Rec Limits	RPD	Max RPD	Qualifiers
Aliphatic (C05-C08)	ug/L	300	314	356	105	119	70-130	13	25	N2
Aromatic (C09-C10)	ug/L	100	103	104	103	104	70-130	1	25	N2
4-Bromofluorobenzene (FID) (S)	%				105	103	70-130			
4-Bromofluorobenzene (PID) (S)	%				102	100	70-130			

Results presented on this page are in the units indicated by the "Units" column except where an alternate unit is presented to the right of the result.

This report shall not be reproduced, except in full,
without the written consent of Pace Analytical Services, LLC.

Pace Analytical Services, LLC
9800 Kincey Ave. Suite 100
Huntersville, NC 28078
(704)875-9092

QUALITY CONTROL DATA

Project: 2020-LI-2448
Pace Project No.: 92589498

QC Batch: 681174
QC Batch Method: EPA 3010A
Analysis Method: EPA 6010D
Analysis Description: 6010 MET
Laboratory: Pace Analytical Services - Asheville
Associated Lab Samples: 92589498001, 92589498002

METHOD BLANK: 3563749
Matrix: Water
Associated Lab Samples: 92589498001, 92589498002

Parameter	Units	Blank Result	Reporting Limit	MDL	Analyzed	Qualifiers
Lead	ug/L	ND	5.0	4.5	03/06/22 20:12	

LABORATORY CONTROL SAMPLE: 3563750

Parameter	Units	Spike Conc.	LCS Result	LCS % Rec	% Rec Limits	Qualifiers
Lead	ug/L	500	508	102	80-120	

MATRIX SPIKE & MATRIX SPIKE DUPLICATE: 3563751 3563752

Parameter	Units	92585145005 Result	MS Spike Conc.	MSD Spike Conc.	MS Result	MSD Result	MS % Rec	MSD % Rec	% Rec Limits	RPD	Max RPD	Qual
Lead	ug/L	ND	500	500	522	524	104	105	75-125	1	20	

Results presented on this page are in the units indicated by the "Units" column except where an alternate unit is presented to the right of the result.

REPORT OF LABORATORY ANALYSIS

This report shall not be reproduced, except in full,
without the written consent of Pace Analytical Services, LLC.

Pace Analytical Services, LLC
9800 Kincey Ave. Suite 100
Huntersville, NC 28078
(704)875-9092

QUALITY CONTROL DATA

Project: 2020-LI-2448
Pace Project No.: 92589498

QC Batch: 680357
QC Batch Method: SM 6200B
Analysis Method: SM 6200B
Analysis Description: 6200B MSV
Laboratory: Pace Analytical Services - Charlotte
Associated Lab Samples: 92589498001, 92589498002, 92589498003

METHOD BLANK: 3559549
Matrix: Water
Associated Lab Samples: 92589498001, 92589498002, 92589498003

Parameter	Units	Blank Result	Reporting Limit	MDL	Analyzed	Qualifiers
1,1,1,2-Tetrachloroethane	ug/L	ND	0.50	0.31	02/23/22 16:04	
1,1,1-Trichloroethane	ug/L	ND	0.50	0.33	02/23/22 16:04	
1,1,2,2-Tetrachloroethane	ug/L	ND	0.50	0.22	02/23/22 16:04	
1,1,2-Trichloroethane	ug/L	ND	0.50	0.32	02/23/22 16:04	
1,1-Dichloroethane	ug/L	ND	0.50	0.37	02/23/22 16:04	
1,1-Dichloroethene	ug/L	ND	0.50	0.35	02/23/22 16:04	
1,1-Dichloropropene	ug/L	ND	0.50	0.43	02/23/22 16:04	
1,2,3-Trichlorobenzene	ug/L	ND	2.0	0.81	02/23/22 16:04	
1,2,3-Trichloropropane	ug/L	ND	0.50	0.26	02/23/22 16:04	
1,2,4-Trichlorobenzene	ug/L	ND	2.0	0.64	02/23/22 16:04	
1,2,4-Trimethylbenzene	ug/L	ND	0.50	0.50	02/23/22 16:04	
1,2-Dibromo-3-chloropropane	ug/L	ND	1.0	0.34	02/23/22 16:04	
1,2-Dibromoethane (EDB)	ug/L	ND	0.50	0.27	02/23/22 16:04	
1,2-Dichlorobenzene	ug/L	ND	0.50	0.34	02/23/22 16:04	
1,2-Dichloroethane	ug/L	ND	0.50	0.32	02/23/22 16:04	
1,2-Dichloropropane	ug/L	ND	0.50	0.36	02/23/22 16:04	
1,3,5-Trimethylbenzene	ug/L	ND	0.50	0.33	02/23/22 16:04	
1,3-Dichlorobenzene	ug/L	ND	0.50	0.34	02/23/22 16:04	
1,3-Dichloropropane	ug/L	ND	0.50	0.28	02/23/22 16:04	
1,4-Dichlorobenzene	ug/L	ND	0.50	0.33	02/23/22 16:04	
2,2-Dichloropropane	ug/L	ND	0.50	0.39	02/23/22 16:04	IL
2-Chlorotoluene	ug/L	ND	0.50	0.32	02/23/22 16:04	
4-Chlorotoluene	ug/L	ND	0.50	0.32	02/23/22 16:04	
Benzene	ug/L	ND	0.50	0.34	02/23/22 16:04	
Bromobenzene	ug/L	ND	0.50	0.29	02/23/22 16:04	
Bromochloromethane	ug/L	ND	0.50	0.47	02/23/22 16:04	
Bromodichloromethane	ug/L	ND	0.50	0.31	02/23/22 16:04	
Bromoform	ug/L	ND	0.50	0.34	02/23/22 16:04	
Bromomethane	ug/L	ND	5.0	1.7	02/23/22 16:04	
Carbon tetrachloride	ug/L	ND	0.50	0.33	02/23/22 16:04	
Chlorobenzene	ug/L	ND	0.50	0.28	02/23/22 16:04	
Chloroethane	ug/L	ND	1.0	0.65	02/23/22 16:04	
Chloroform	ug/L	ND	0.50	0.35	02/23/22 16:04	
Chloromethane	ug/L	ND	1.0	0.54	02/23/22 16:04	
cis-1,2-Dichloroethene	ug/L	ND	0.50	0.38	02/23/22 16:04	
cis-1,3-Dichloropropene	ug/L	ND	0.50	0.36	02/23/22 16:04	
Dibromochloromethane	ug/L	ND	0.50	0.36	02/23/22 16:04	
Dibromomethane	ug/L	ND	0.50	0.39	02/23/22 16:04	
Dichlorodifluoromethane	ug/L	ND	0.50	0.35	02/23/22 16:04	
Diisopropyl ether	ug/L	ND	0.50	0.31	02/23/22 16:04	

Results presented on this page are in the units indicated by the "Units" column except where an alternate unit is presented to the right of the result.

This report shall not be reproduced, except in full,
without the written consent of Pace Analytical Services, LLC.

Pace Analytical Services, LLC
9800 Kincey Ave. Suite 100
Huntersville, NC 28078
(704)875-9092

QUALITY CONTROL DATA

Project: 2020-LI-2448
Pace Project No.: 92589498

METHOD BLANK: 3559549 Matrix: Water
Associated Lab Samples: 92589498001, 92589498002, 92589498003

Parameter	Units	Blank Result	Reporting Limit	MDL	Analyzed	Qualifiers
Ethanol	ug/L	ND	200	72.2	02/23/22 16:04	
Ethylbenzene	ug/L	ND	0.50	0.30	02/23/22 16:04	
Hexachloro-1,3-butadiene	ug/L	ND	2.0	1.5	02/23/22 16:04	
Isopropylbenzene (Cumene)	ug/L	ND	0.50	0.33	02/23/22 16:04	
m&p-Xylene	ug/L	ND	1.0	0.71	02/23/22 16:04	
Methyl-tert-butyl ether	ug/L	ND	0.50	0.42	02/23/22 16:04	
Methylene Chloride	ug/L	ND	2.0	2.0	02/23/22 16:04	
n-Butylbenzene	ug/L	ND	0.50	0.49	02/23/22 16:04	
n-Propylbenzene	ug/L	ND	0.50	0.34	02/23/22 16:04	
Naphthalene	ug/L	ND	2.0	0.64	02/23/22 16:04	
o-Xylene	ug/L	ND	0.50	0.34	02/23/22 16:04	
sec-Butylbenzene	ug/L	ND	0.50	0.40	02/23/22 16:04	
Styrene	ug/L	ND	0.50	0.29	02/23/22 16:04	
tert-Butylbenzene	ug/L	ND	0.50	0.32	02/23/22 16:04	
Tetrachloroethene	ug/L	ND	0.50	0.29	02/23/22 16:04	
Toluene	ug/L	ND	0.50	0.48	02/23/22 16:04	
trans-1,2-Dichloroethene	ug/L	ND	0.50	0.40	02/23/22 16:04	
trans-1,3-Dichloropropene	ug/L	ND	0.50	0.36	02/23/22 16:04	
Trichloroethene	ug/L	ND	0.50	0.38	02/23/22 16:04	
Trichlorofluoromethane	ug/L	ND	1.0	0.30	02/23/22 16:04	
Vinyl chloride	ug/L	ND	1.0	0.39	02/23/22 16:04	
1,2-Dichloroethane-d4 (S)	%	99	70-130		02/23/22 16:04	
4-Bromofluorobenzene (S)	%	99	70-130		02/23/22 16:04	
Toluene-d8 (S)	%	98	70-130		02/23/22 16:04	

LABORATORY CONTROL SAMPLE: 3559550

Parameter	Units	Spike Conc.	LCS Result	LCS % Rec	% Rec Limits	Qualifiers
1,1,1,2-Tetrachloroethane	ug/L	50	48.9	98	60-140	
1,1,1-Trichloroethane	ug/L	50	42.2	84	60-140	
1,1,2,2-Tetrachloroethane	ug/L	50	46.5	93	60-140	
1,1,2-Trichloroethane	ug/L	50	44.5	89	60-140	
1,1-Dichloroethane	ug/L	50	43.9	88	60-140	
1,1-Dichloroethene	ug/L	50	42.4	85	60-140	
1,1-Dichloropropene	ug/L	50	44.8	90	60-140	
1,2,3-Trichlorobenzene	ug/L	50	48.5	97	60-140	
1,2,3-Trichloropropane	ug/L	50	50.7	101	60-140	
1,2,4-Trichlorobenzene	ug/L	50	49.3	99	60-140	
1,2,4-Trimethylbenzene	ug/L	50	43.8	88	60-140	
1,2-Dibromo-3-chloropropane	ug/L	50	48.7	97	60-140	
1,2-Dibromoethane (EDB)	ug/L	50	47.2	94	60-140	
1,2-Dichlorobenzene	ug/L	50	47.4	95	60-140	
1,2-Dichloroethane	ug/L	50	43.7	87	60-140	
1,2-Dichloropropane	ug/L	50	46.5	93	60-140	

Results presented on this page are in the units indicated by the "Units" column except where an alternate unit is presented to the right of the result.

This report shall not be reproduced, except in full,
without the written consent of Pace Analytical Services, LLC.

Pace Analytical Services, LLC
9800 Kincey Ave. Suite 100
Huntersville, NC 28078
(704)875-9092

QUALITY CONTROL DATA

Project: 2020-LI-2448
Pace Project No.: 92589498

LABORATORY CONTROL SAMPLE: 3559550

Parameter	Units	Spike Conc.	LCS Result	LCS % Rec	% Rec Limits	Qualifiers
1,3,5-Trimethylbenzene	ug/L	50	45.8	92	60-140	
1,3-Dichlorobenzene	ug/L	50	48.5	97	60-140	
1,3-Dichloropropane	ug/L	50	47.4	95	60-140	
1,4-Dichlorobenzene	ug/L	50	45.6	91	60-140	
2,2-Dichloropropane	ug/L	50	41.6	83	60-140	IL
2-Chlorotoluene	ug/L	50	47.3	95	60-140	
4-Chlorotoluene	ug/L	50	45.8	92	60-140	
Benzene	ug/L	50	44.9	90	60-140	
Bromobenzene	ug/L	50	48.9	98	60-140	
Bromochloromethane	ug/L	50	44.3	89	60-140	
Bromodichloromethane	ug/L	50	44.1	88	60-140	
Bromoform	ug/L	50	47.7	95	60-140	
Bromomethane	ug/L	50	48.3	97	60-140	
Carbon tetrachloride	ug/L	50	45.1	90	60-140	
Chlorobenzene	ug/L	50	47.1	94	60-140	
Chloroethane	ug/L	50	39.0	78	60-140	
Chloroform	ug/L	50	45.4	91	60-140	
Chloromethane	ug/L	50	52.9	106	60-140	
cis-1,2-Dichloroethene	ug/L	50	45.2	90	60-140	
cis-1,3-Dichloropropene	ug/L	50	46.1	92	60-140	
Dibromochloromethane	ug/L	50	44.1	88	60-140	
Dibromomethane	ug/L	50	46.6	93	60-140	
Dichlorodifluoromethane	ug/L	50	56.8	114	60-140	
Diisopropyl ether	ug/L	50	45.9	92	60-140	
Ethanol	ug/L	2000	1810	91	60-140	
Ethylbenzene	ug/L	50	46.4	93	60-140	
Hexachloro-1,3-butadiene	ug/L	50	49.8	100	60-140	
Isopropylbenzene (Cumene)	ug/L	50	47.4	95	60-140	
m&p-Xylene	ug/L	100	93.6	94	60-140	
Methyl-tert-butyl ether	ug/L	50	42.7	85	60-140	
Methylene Chloride	ug/L	50	48.1	96	60-140	
n-Butylbenzene	ug/L	50	44.5	89	60-140	
n-Propylbenzene	ug/L	50	46.5	93	60-140	
Naphthalene	ug/L	50	47.7	95	60-140	
o-Xylene	ug/L	50	47.5	95	60-140	
sec-Butylbenzene	ug/L	50	46.9	94	60-140	
Styrene	ug/L	50	47.8	96	60-140	
tert-Butylbenzene	ug/L	50	46.6	93	60-140	
Tetrachloroethene	ug/L	50	48.3	97	60-140	
Toluene	ug/L	50	44.1	88	60-140	
trans-1,2-Dichloroethene	ug/L	50	45.2	90	60-140	
trans-1,3-Dichloropropene	ug/L	50	45.9	92	60-140	
Trichloroethene	ug/L	50	46.9	94	60-140	
Trichlorofluoromethane	ug/L	50	41.2	82	60-140	
Vinyl chloride	ug/L	50	50.8	102	60-140	
1,2-Dichloroethane-d4 (S)	%			104	70-130	
4-Bromofluorobenzene (S)	%			97	70-130	

Results presented on this page are in the units indicated by the "Units" column except where an alternate unit is presented to the right of the result.

REPORT OF LABORATORY ANALYSIS

This report shall not be reproduced, except in full,
without the written consent of Pace Analytical Services, LLC.

Pace Analytical Services, LLC
9800 Kincey Ave. Suite 100
Huntersville, NC 28078
(704)875-9092

QUALITY CONTROL DATA

Project: 2020-LI-2448
Pace Project No.: 92589498

LABORATORY CONTROL SAMPLE: 3559550

Parameter	Units	Spike Conc.	LCS Result	LCS % Rec	% Rec Limits	Qualifiers
Toluene-d8 (S)	%			96	70-130	

MATRIX SPIKE & MATRIX SPIKE DUPLICATE: 3559551 3559552

Parameter	Units	92588940005 Result	MS Spike Conc.	MSD Spike Conc.	MS Result	MSD Result	MS % Rec	MSD % Rec	% Rec Limits	RPD	Max RPD	Qual
1,1,1,2-Tetrachloroethane	ug/L	ND	4000	4000	4850	4790	121	120	60-140	1	30	
1,1,1-Trichloroethane	ug/L	ND	4000	4000	4380	4280	110	107	60-140	2	30	
1,1,2,2-Tetrachloroethane	ug/L	ND	4000	4000	4520	4480	113	112	60-140	1	30	
1,1,2-Trichloroethane	ug/L	ND	4000	4000	4430	4320	111	108	60-140	2	30	
1,1-Dichloroethane	ug/L	ND	4000	4000	4490	4430	112	111	60-140	1	30	
1,1-Dichloroethene	ug/L	ND	4000	4000	4450	4370	111	109	60-140	2	30	
1,1-Dichloropropene	ug/L	ND	4000	4000	4610	4600	115	115	60-140	0	30	
1,2,3-Trichlorobenzene	ug/L	ND	4000	4000	4580	4660	114	117	60-140	2	30	
1,2,3-Trichloropropane	ug/L	ND	4000	4000	4980	4920	125	123	60-140	1	30	
1,2,4-Trichlorobenzene	ug/L	ND	4000	4000	4730	4820	118	121	60-140	2	30	
1,2,4-Trimethylbenzene	ug/L	3810	4000	4000	8370	8480	114	117	60-140	1	30	
1,2-Dibromo-3-chloropropane	ug/L	ND	4000	4000	4350	4430	109	111	60-140	2	30	
1,2-Dibromoethane (EDB)	ug/L	ND	4000	4000	4650	4580	116	115	60-140	1	30	
1,2-Dichlorobenzene	ug/L	ND	4000	4000	4740	4670	118	117	60-140	1	30	
1,2-Dichloroethane	ug/L	ND	4000	4000	4380	4290	110	107	60-140	2	30	
1,2-Dichloropropane	ug/L	ND	4000	4000	4800	4670	120	117	60-140	3	30	
1,3,5-Trimethylbenzene	ug/L	1110	4000	4000	5790	5750	117	116	60-140	1	30	
1,3-Dichlorobenzene	ug/L	ND	4000	4000	4920	4900	123	123	60-140	0	30	
1,3-Dichloropropane	ug/L	ND	4000	4000	4760	4770	119	119	60-140	0	30	
1,4-Dichlorobenzene	ug/L	ND	4000	4000	4660	4670	116	117	60-140	0	30	
2,2-Dichloropropane	ug/L	ND	4000	4000	3960	3940	99	98	60-140	0	30	IL
2-Chlorotoluene	ug/L	ND	4000	4000	5240	5170	131	129	60-140	1	30	
4-Chlorotoluene	ug/L	ND	4000	4000	4680	4560	117	114	60-140	3	30	
Benzene	ug/L	3470	4000	4000	8310	8340	121	122	60-140	0	30	
Bromobenzene	ug/L	ND	4000	4000	5040	4890	126	122	60-140	3	30	
Bromochloromethane	ug/L	ND	4000	4000	4290	4290	107	107	60-140	0	30	
Bromodichloromethane	ug/L	ND	4000	4000	4350	4280	109	107	60-140	2	30	
Bromoform	ug/L	ND	4000	4000	4400	4400	110	110	60-140	0	30	
Bromomethane	ug/L	ND	4000	4000	4680	5370	117	134	60-140	14	30	
Carbon tetrachloride	ug/L	ND	4000	4000	4840	4810	121	120	60-140	1	30	
Chlorobenzene	ug/L	ND	4000	4000	4960	4820	124	121	60-140	3	30	
Chloroethane	ug/L	ND	4000	4000	4700	4690	117	117	60-140	0	30	
Chloroform	ug/L	ND	4000	4000	4510	4370	113	109	60-140	3	30	
Chloromethane	ug/L	ND	4000	4000	5350	5360	134	134	60-140	0	30	
cis-1,2-Dichloroethene	ug/L	ND	4000	4000	4520	4550	113	114	60-140	1	30	
cis-1,3-Dichloropropene	ug/L	ND	4000	4000	4510	4410	113	110	60-140	2	30	
Dibromochloromethane	ug/L	ND	4000	4000	4340	4260	108	107	60-140	2	30	
Dibromomethane	ug/L	ND	4000	4000	4480	4450	112	111	60-140	1	30	

Results presented on this page are in the units indicated by the "Units" column except where an alternate unit is presented to the right of the result.

This report shall not be reproduced, except in full,
without the written consent of Pace Analytical Services, LLC.

Pace Analytical Services, LLC
9800 Kincey Ave. Suite 100
Huntersville, NC 28078
(704)875-9092

QUALITY CONTROL DATA

Project: 2020-LI-2448
Pace Project No.: 92589498

MATRIX SPIKE & MATRIX SPIKE DUPLICATE: 3559551 3559552

Parameter	Units	92588940005 Result	MS Spike Conc.	MSD Spike Conc.	MS Result	MSD Result	MS % Rec	MSD % Rec	% Rec Limits	RPD	Max RPD	Qual
Dichlorodifluoromethane	ug/L	ND	4000	4000	6020	5890	150	147	60-140	2	30	M1
Diisopropyl ether	ug/L	434	4000	4000	4990	4970	114	113	60-140	0	30	
Ethanol	ug/L	ND	160000	160000	172000	168000	108	105	60-140	3	30	
Ethylbenzene	ug/L	4820	4000	4000	9930	9880	128	127	60-140	0	30	
Hexachloro-1,3-butadiene	ug/L	ND	4000	4000	5080	5050	127	126	60-140	1	30	
Isopropylbenzene (Cumene)	ug/L	222	4000	4000	5130	5050	123	121	60-140	2	30	
m&p-Xylene	ug/L	18000	8000	8000	27800	28000	123	125	60-140	1	30	
Methyl-tert-butyl ether	ug/L	19100	4000	4000	25000	25700	148	166	60-140	3	30	M1
Methylene Chloride	ug/L	ND	4000	4000	4880	4730	122	118	60-140	3	30	
n-Butylbenzene	ug/L	103	4000	4000	4580	4640	112	113	60-140	1	30	
n-Propylbenzene	ug/L	553	4000	4000	5280	5340	118	120	60-140	1	30	
Naphthalene	ug/L	701	4000	4000	5260	5390	114	117	60-140	2	30	
o-Xylene	ug/L	7560	4000	4000	12600	12800	126	130	60-140	1	30	
sec-Butylbenzene	ug/L	ND	4000	4000	4800	4770	120	119	60-140	0	30	
Styrene	ug/L	218	4000	4000	5080	5120	122	122	60-140	1	30	
tert-Butylbenzene	ug/L	ND	4000	4000	4230	4140	106	104	60-140	2	30	
Tetrachloroethene	ug/L	ND	4000	4000	4890	4760	122	119	60-140	3	30	
Toluene	ug/L	25500	4000	4000	30100	30900	117	136	60-140	3	30	
trans-1,2-Dichloroethene	ug/L	ND	4000	4000	4640	4640	116	116	60-140	0	30	
trans-1,3-Dichloropropene	ug/L	ND	4000	4000	4350	4340	109	108	60-140	0	30	
Trichloroethene	ug/L	ND	4000	4000	4890	4810	122	120	60-140	2	30	
Trichlorofluoromethane	ug/L	ND	4000	4000	4790	4800	120	120	60-140	0	30	
Vinyl chloride	ug/L	ND	4000	4000	5060	5000	126	125	60-140	1	30	
1,2-Dichloroethane-d4 (S)	%						102	102	70-130			
4-Bromofluorobenzene (S)	%						97	97	70-130			
Toluene-d8 (S)	%						97	95	70-130			

Results presented on this page are in the units indicated by the "Units" column except where an alternate unit is presented to the right of the result.

This report shall not be reproduced, except in full,
without the written consent of Pace Analytical Services, LLC.

Pace Analytical Services, LLC
9800 Kincey Ave. Suite 100
Huntersville, NC 28078
(704)875-9092

QUALIFIERS

Project: 2020-LI-2448
Pace Project No.: 92589498

DEFINITIONS

DF - Dilution Factor, if reported, represents the factor applied to the reported data due to dilution of the sample aliquot.

ND - Not Detected at or above adjusted reporting limit.

TNTC - Too Numerous To Count

J - Estimated concentration above the adjusted method detection limit and below the adjusted reporting limit.

MDL - Adjusted Method Detection Limit.

PQL - Practical Quantitation Limit.

RL - Reporting Limit - The lowest concentration value that meets project requirements for quantitative data with known precision and bias for a specific analyte in a specific matrix.

S - Surrogate

1,2-Diphenylhydrazine decomposes to and cannot be separated from Azobenzene using Method 8270. The result for each analyte is a combined concentration.

Consistent with EPA guidelines, unrounded data are displayed and have been used to calculate % recovery and RPD values.

LCS(D) - Laboratory Control Sample (Duplicate)

MS(D) - Matrix Spike (Duplicate)

DUP - Sample Duplicate

RPD - Relative Percent Difference

NC - Not Calculable.

SG - Silica Gel - Clean-Up

U - Indicates the compound was analyzed for, but not detected.

Acid preservation may not be appropriate for 2 Chloroethylvinyl ether.

A separate vial preserved to a pH of 4-5 is recommended in SW846 Chapter 4 for the analysis of Acrolein and Acrylonitrile by EPA Method 8260.

N-Nitrosodiphenylamine decomposes and cannot be separated from Diphenylamine using Method 8270. The result reported for each analyte is a combined concentration.

Reported results are not rounded until the final step prior to reporting. Therefore, calculated parameters that are typically reported as "Total" may vary slightly from the sum of the reported component parameters.

Pace Analytical is TNI accredited. Contact your Pace PM for the current list of accredited analytes.

TNI - The NELAC Institute.

ANALYTE QUALIFIERS

C0	Result confirmed by second analysis.
IL	This analyte exceeded secondary source verification criteria low for the initial calibration. The reported results should be considered an estimated value.
M1	Matrix spike recovery exceeded QC limits. Batch accepted based on laboratory control sample (LCS) recovery.
N2	The lab does not hold NELAC/TNI accreditation for this parameter but other accreditations/certifications may apply. A complete list of accreditations/certifications is available upon request.

This report shall not be reproduced, except in full,
without the written consent of Pace Analytical Services, LLC.

Pace Analytical Services, LLC
9800 Kincey Ave. Suite 100
Huntersville, NC 28078
(704)875-9092

QUALITY CONTROL DATA CROSS REFERENCE TABLE

Project: 2020-LI-2448
Pace Project No.: 92589498

Lab ID	Sample ID	QC Batch Method	QC Batch	Analytical Method	Analytical Batch
92589498001	**DUP-1**	MADEP VPH	680135		
92589498002	**FB-1**	MADEP VPH	680135		
92589498001	**DUP-1**	EPA 3010A	681174	EPA 6010D	682682
92589498002	**FB-1**	EPA 3010A	681174	EPA 6010D	682682
92589498001	**DUP-1**	SM 6200B	680357		
92589498002	**FB-1**	SM 6200B	680357		
92589498003	**TRIP BLANK**	SM 6200B	680357		

This report shall not be reproduced, except in full,
without the written consent of Pace Analytical Services, LLC.

Pace Analytical

CHAIN-OF-CUSTODY Analytical Request Document

Chain-of-Custody is a LEGAL DOCUMENT - Complete all relevent fields

LAB USE ONLY- A

WO# : 92589498

92589498

ALL

Container Preser

Company: Apex Companies	Billing Information:
Address:	
Report To: Andrew Street	Email To: andrew.street@apexcos.com
Copy To:	Site Collection Info/Address:
Customer Project Name/Number: 2020-L1-2448	State: NC County/City: Huntersville Time Zone Collected: [ ] PT [ ] MT [ ] CT [ ] ET
Phone: Email:	Site/Facility ID #: Compliance Monitoring? [ ] Yes [ ] No
Collected By (print): Jamie Humphrey Roger Conley	Purchase Order #: Quote #: DW PWS ID #: DW Location Code:
Collected By (signature):	Turnaround Date Required: ASAP Immediately Packed on Ice: [✓] Yes [ ] No
Sample Disposal: [✓] Dispose as appropriate [ ] Return [ ] Archive: ____ [ ] Hold: ____	Rush: [ ] Same Day [ ] Next Day [ ] 2 Day [ ] 3 Day [ ] 4 Day [ ] 5 Day (Expedite Charges Apply) Field Filtered (if applicable): [ ] Yes [ ] No Analysis: ____

** Preservative Types: (1) nitric acid, (2) sulfuric acid, (3) hydrochloric acid, (4) sodium hydroxide, (5) zinc acetate, (6) methanol, (7) sodium bisulfate, (8) sodium thiosulfate, (9) hexane, (A) ascorbic acid, (B) ammonium sulfate, (C) ammonium hydroxide, (D) TSP, (U) Unpreserved, (O) Other ____

* Matrix Codes (Insert in Matrix box below): Drinking Water (DW), Ground Water (GW), Wastewater (WW), Product (P), Soil/Solid (SL), Oil (OL), Wipe (WP), Air (AR), Tissue (TS), Bioassay (B), Vapor (V), Other (OT)

Analyses

Customer Sample ID	Matrix *	Comp / Grab	Collected (or Composite Start) Date	Collected (or Composite Start) Time	Composite End Date	Composite End Time	Res Cl	# of Ctns	VOCs by 6200B	MADEP VPH	LEAD	Lab Sample # / Comments
Dup-1	DW	G	2/22/22					6	X	X	X	92589498 001
FB-1	DW	G	2/22/22					8	X	X	X	002
Trip Blank								2	X			003

Lab Profile/Line:

Lab Sample Receipt Checklist:

Custody Seals Present/Intact	Y	N	NA
Custody Signatures Present	Y	N	NA
Collector Signature Present	Y	N	NA
Bottles Intact	Y	N	NA
Correct Bottles	Y	N	NA
Sufficient Volume	Y	N	NA
Samples Received on Ice	Y	N	NA
VOA - Headspace Acceptable	Y	N	NA
USDA Regulated Soils	Y	N	NA
Samples in Holding Time	Y	N	NA
Residual Chlorine Present	Y	N	NA
Cl Strips: ____			
Sample pH Acceptable	Y	N	NA
pH Strips: 223514W			
Sulfide Present	Y	N	NA
Lead Acetate Strips: ____			

LAB USE ONLY:
Lab Sample # / Comments:

Customer Remarks / Special Conditions / Possible Hazards:

Type of Ice Used: Wet Blue Dry None

Packing Material Used: BB

Radchem sample(s) screened (<500 cpm): Y N NA

SHORT HOLDS PRESENT (<72 hours): Y N N/A

Lab Tracking #: 2601667

Samples received via: FEDEX UPS Client Courier Pace Courier

Lab Sample Temperature Info:
Temp Blank Received: Y N NA
Therm ID#: 92 Tcan
Cooler 1 Temp Upon Receipt: 1.3 oC
Cooler 1 Therm Corr. Factor: 0 oC
Cooler 1 Corrected Temp: 1.3 oC
Comments:

Relinquished by/Company: (Signature)	Date/Time:	Received by/Company: (Signature)	Date/Time:
Jamie Humphrey / Apex	2/22/22 1135	KH Pace HVL	2/22/22 1135
Relinquished by/Company: (Signature)	Date/Time:	Received by/Company: (Signature)	Date/Time:
Relinquished by/Company: (Signature)	Date/Time:	Received by/Company: (Signature)	Date/Time:

MTJL LAB USE ONLY
Table #:
Acctnum:
Template:
Prelogin:
PM:
PB:

Trip Blank Received: Y N NA
HCL MeOH TSP Other

Non Conformance(s): YES / NO

Page: 1 of: 1

Pace Analytical®	Document Name: Sample Condition Upon Receipt (SCUR)	Document Revised: November 15, 2021 Page 2 of 2
	Document No.: F-CAR-CS-033-Rev.08	Issuing Authority: Pace Carolinas Quality Office

***Check mark top half of box if pH and/or dechlorination is verified and within the acceptance range for preservation samples.**

Exceptions: VOA, Coliform, TOC, Oil and Grease, DRO/8015 (water) DOC, LLHg

****Bottom half of box is to list number of bottles**

Project # WO#: 92589498

PM: AMB Due Date: 03/01/22

CLIENT: 92-APEX MOOR

Item#	BP4U-125 mL Plastic Unpreserved (N/A) (Cl-)	BP3U-250 mL Plastic Unpreserved (N/A)	BP2U-500 mL Plastic Unpreserved (N/A)	BP1U-1 liter Plastic Unpreserved (N/A)	BP4S-125 mL Plastic H2SO4 (pH < 2) (Cl-)	BP3N-250 mL plastic HNO3 (pH < 2)	BP4Z-125 mL Plastic ZN Acetate & NaOH (>9)	BP4B-125 mL Plastic NaOH (pH > 12) (Cl-)	WGFU-Wide-mouthed Glass jar Unpreserved	AG1U-1 liter Amber Unpreserved (N/A) (Cl-)	AG1H-1 liter Amber HCl (pH < 2)	AG3U-250 mL Amber Unpreserved (N/A) (Cl-)	AG1S-1 liter Amber H2SO4 (pH < 2)	AG3S-250 mL Amber H2SO4 (pH < 2)	AG3A(DG3A)-250 mL Amber NH4Cl (N/A)(Cl-)	DG9H-40 mL VOA HCl (N/A)	VG9T-40 mL VOA Na2S2O3 (N/A)	VG9U-40 mL VOA Unpreserved (N/A)	DG9P-40 mL VOA H3PO4 (N/A)	VOAK (3 vials per kit)-5035 kit (N/A)	V/GK (3 vials per kit)-VPH/Gas kit (N/A)	SP5T-125 mL Sterile Plastic (N/A – lab)	SP2T-250 mL Sterile Plastic (N/A – lab)		BP3A-250 mL Plastic (NH2)2SO4 (9.3-9.7)	AG0U-100 mL Amber Unpreserved vials (N/A)	VSGU-20 mL Scintillation vials (N/A)	DG9U-40 mL Amber Unpreserved vials (N/A)
1						✓ 1										7												
2						1 1										7												
3																2												
4																												
5																												
6																												
7																												
8																												
9																												
10																												
11																												
12																												

pH Adjustment Log for Preserved Samples

Sample ID	Type of Preservative	pH upon receipt	Date preservation adjusted	Time preservation adjusted	Amount of Preservative added	Lot #

Note: Whenever there is a discrepancy affecting North Carolina compliance samples, a copy of this form will be sent to the North Carolina DEHNR Certification Office (i.e. Out of hold, incorrect preservative, out of temp, incorrect containers.

Pace Analytical Services, LLC
9800 Kincey Ave. Suite 100
Huntersville, NC 28078
(704)875-9092

March 15, 2022

Andrew Street
Apex Companies - NC
5900 Northwoods Business Pkwy
Suite 5900-0
Charlotte, NC 28269

RE: Project: 2020-L1-2448
Pace Project No.: 92590609

Dear Andrew Street:

Enclosed are the analytical results for sample(s) received by the laboratory on March 01, 2022. The results relate only to the samples included in this report. Results reported herein conform to the applicable TNI/NELAC Standards and the laboratory's Quality Manual, where applicable, unless otherwise noted in the body of the report.

The test results provided in this final report were generated by each of the following laboratories within the Pace Network:

- Pace Analytical Services - Asheville
- Pace Analytical Services - Charlotte

If you have any questions concerning this report, please feel free to contact me.

Sincerely,

Angela M. Baioni

Angela Baioni
angela.baioni@pacelabs.com
(704)875-9092
Project Manager

Enclosures

cc: J Culbreath, Colonial Pipeline Company
Naomi Fretz, APEX Companies, LLC
Robert Hughes, Colonial Pipeline
Cameron Lee, Montrose-EPS
Jamie Moran, APEX Companies, LLC
Jeff Morrison, Colonial Pipeline Company
Tom Naumann, APEX Companies - NC
Joe Nicolette, Montrose-EPS
Kaitlyn Nootens, Apex Companies
Christopher Schultz, Apex Companies
Matt Teixeira, Apex Companies, LLC
Michael Verdon, Colonial Pipeline Company
JM Wyatt, Colonial Pipeline Company

REPORT OF LABORATORY ANALYSIS

This report shall not be reproduced, except in full,
without the written consent of Pace Analytical Services, LLC.

Pace Analytical Services, LLC
9800 Kincey Ave. Suite 100
Huntersville, NC 28078
(704)875-9092

CERTIFICATIONS

Project: 2020-L1-2448
Pace Project No.: 92590609

Pace Analytical Services Charlotte

South Carolina Laboratory ID: 99006
9800 Kincey Ave. Ste 100, Huntersville, NC 28078
North Carolina Drinking Water Certification #: 37706
North Carolina Field Services Certification #: 5342
North Carolina Wastewater Certification #: 12
South Carolina Laboratory ID: 99006
South Carolina Certification #: 99006001
South Carolina Drinking Water Cert. #: 99006003
Florida/NELAP Certification #: E87627
Kentucky UST Certification #: 84
Louisiana DoH Drinking Water #: LA029
Virginia/VELAP Certification #: 460221

Pace Analytical Services Asheville

2225 Riverside Drive, Asheville, NC 28804
Florida/NELAP Certification #: E87648
North Carolina Drinking Water Certification #: 37712
North Carolina Wastewater Certification #: 40
South Carolina Laboratory ID: 99030
South Carolina Certification #: 99030001
Virginia/VELAP Certification #: 460222

This report shall not be reproduced, except in full,
without the written consent of Pace Analytical Services, LLC.

Pace Analytical Services, LLC
9800 Kincey Ave. Suite 100
Huntersville, NC 28078
(704)875-9092

SAMPLE SUMMARY

Project: 2020-L1-2448
Pace Project No.: 92590609

Lab ID	Sample ID	Matrix	Date Collected	Date Received
92590609001	**14226_HC_RD**	Water	03/01/22 10:20	03/01/22 12:00

This report shall not be reproduced, except in full,
without the written consent of Pace Analytical Services, LLC.

Pace Analytical Services, LLC
9800 Kincey Ave. Suite 100
Huntersville, NC 28078
(704)875-9092

SAMPLE ANALYTE COUNT

Project: 2020-L1-2448
Pace Project No.: 92590609

Lab ID	Sample ID	Method	Analysts	Analytes Reported	Laboratory
92590609001	**14226_HC_RD**	MADEP VPH	MAD	6	PASI-C
		EPA 6010D	CRW	1	PASI-A
		SM 6200B	CL	64	PASI-C

PASI-A = Pace Analytical Services - Asheville
PASI-C = Pace Analytical Services - Charlotte

This report shall not be reproduced, except in full,
without the written consent of Pace Analytical Services, LLC.

Pace Analytical Services, LLC
9800 Kincey Ave. Suite 100
Huntersville, NC 28078
(704)875-9092

ANALYTICAL RESULTS

Project: 2020-L1-2448
Pace Project No.: 92590609

Sample: 14226_HC_RD **Lab ID: 92590609001** Collected: 03/01/22 10:20 Received: 03/01/22 12:00 Matrix: Water

Parameters	Results	Units	Report Limit	MDL	DF	Prepared	Analyzed	CAS No.	Qual
VPH NC Water	Analytical Method: MADEP VPH								
	Pace Analytical Services - Charlotte								
Total VPH (C5-C12)	ND	ug/L	50.0	50.0	1		03/04/22 08:27		N2
Aliphatic (C05-C08)	ND	ug/L	50.0	50.0	1		03/04/22 08:27		N2
Aliphatic(C09-C12) Adjusted	ND	ug/L	50.0	50.0	1		03/04/22 08:27		N2
Aromatic (C09-C10)	ND	ug/L	50.0	50.0	1		03/04/22 08:27		N2
Surrogates									
4-Bromofluorobenzene (FID) (S)	97	%	70-130		1		03/04/22 08:27	460-00-4	
4-Bromofluorobenzene (PID) (S)	88	%	70-130		1		03/04/22 08:27	460-00-4	
6010 MET ICP	Analytical Method: EPA 6010D Preparation Method: EPA 3010A								
	Pace Analytical Services - Asheville								
Lead	ND	ug/L	5.0	4.5	1	03/09/22 11:32	03/14/22 13:55	7439-92-1	
6200B MSV	Analytical Method: SM 6200B								
	Pace Analytical Services - Charlotte								
Benzene	ND	ug/L	0.50	0.34	1		03/03/22 19:50	71-43-2	
Bromobenzene	ND	ug/L	0.50	0.29	1		03/03/22 19:50	108-86-1	
Bromochloromethane	ND	ug/L	0.50	0.47	1		03/03/22 19:50	74-97-5	
Bromodichloromethane	ND	ug/L	0.50	0.31	1		03/03/22 19:50	75-27-4	
Bromoform	ND	ug/L	0.50	0.34	1		03/03/22 19:50	75-25-2	
Bromomethane	ND	ug/L	5.0	1.7	1		03/03/22 19:50	74-83-9	
n-Butylbenzene	ND	ug/L	0.50	0.49	1		03/03/22 19:50	104-51-8	
sec-Butylbenzene	ND	ug/L	0.50	0.40	1		03/03/22 19:50	135-98-8	
tert-Butylbenzene	ND	ug/L	0.50	0.32	1		03/03/22 19:50	98-06-6	
Carbon tetrachloride	ND	ug/L	0.50	0.33	1		03/03/22 19:50	56-23-5	
Chlorobenzene	ND	ug/L	0.50	0.28	1		03/03/22 19:50	108-90-7	
Chloroethane	ND	ug/L	1.0	0.65	1		03/03/22 19:50	75-00-3	
Chloroform	ND	ug/L	0.50	0.35	1		03/03/22 19:50	67-66-3	
Chloromethane	ND	ug/L	1.0	0.54	1		03/03/22 19:50	74-87-3	
2-Chlorotoluene	ND	ug/L	0.50	0.32	1		03/03/22 19:50	95-49-8	
4-Chlorotoluene	ND	ug/L	0.50	0.32	1		03/03/22 19:50	106-43-4	
1,2-Dibromo-3-chloropropane	ND	ug/L	1.0	0.34	1		03/03/22 19:50	96-12-8	
Dibromochloromethane	ND	ug/L	0.50	0.36	1		03/03/22 19:50	124-48-1	
1,2-Dibromoethane (EDB)	ND	ug/L	0.50	0.27	1		03/03/22 19:50	106-93-4	
Dibromomethane	ND	ug/L	0.50	0.39	1		03/03/22 19:50	74-95-3	
1,2-Dichlorobenzene	ND	ug/L	0.50	0.34	1		03/03/22 19:50	95-50-1	
1,3-Dichlorobenzene	ND	ug/L	0.50	0.34	1		03/03/22 19:50	541-73-1	
1,4-Dichlorobenzene	ND	ug/L	0.50	0.33	1		03/03/22 19:50	106-46-7	
Dichlorodifluoromethane	ND	ug/L	0.50	0.35	1		03/03/22 19:50	75-71-8	
1,1-Dichloroethane	ND	ug/L	0.50	0.37	1		03/03/22 19:50	75-34-3	
1,2-Dichloroethane	ND	ug/L	0.50	0.32	1		03/03/22 19:50	107-06-2	
1,1-Dichloroethene	ND	ug/L	0.50	0.35	1		03/03/22 19:50	75-35-4	
cis-1,2-Dichloroethene	ND	ug/L	0.50	0.38	1		03/03/22 19:50	156-59-2	
trans-1,2-Dichloroethene	ND	ug/L	0.50	0.40	1		03/03/22 19:50	156-60-5	
1,2-Dichloropropane	ND	ug/L	0.50	0.36	1		03/03/22 19:50	78-87-5	
1,3-Dichloropropane	ND	ug/L	0.50	0.28	1		03/03/22 19:50	142-28-9	

This report shall not be reproduced, except in full,
without the written consent of Pace Analytical Services, LLC.

Pace Analytical Services, LLC
9800 Kincey Ave. Suite 100
Huntersville, NC 28078
(704)875-9092

ANALYTICAL RESULTS

Project: 2020-L1-2448
Pace Project No.: 92590609

Sample: 14226_HC_RD **Lab ID: 92590609001** Collected: 03/01/22 10:20 Received: 03/01/22 12:00 Matrix: Water

Parameters	Results	Units	Report Limit	MDL	DF	Prepared	Analyzed	CAS No.	Qual
6200B MSV	Analytical Method: SM 6200B								
	Pace Analytical Services - Charlotte								
2,2-Dichloropropane	ND	ug/L	0.50	0.39	1		03/03/22 19:50	594-20-7	
1,1-Dichloropropene	ND	ug/L	0.50	0.43	1		03/03/22 19:50	563-58-6	
cis-1,3-Dichloropropene	ND	ug/L	0.50	0.36	1		03/03/22 19:50	10061-01-5	
trans-1,3-Dichloropropene	ND	ug/L	0.50	0.36	1		03/03/22 19:50	10061-02-6	
Diisopropyl ether	ND	ug/L	0.50	0.31	1		03/03/22 19:50	108-20-3	
Ethanol	ND	ug/L	200	72.2	1		03/03/22 19:50	64-17-5	
Ethylbenzene	ND	ug/L	0.50	0.30	1		03/03/22 19:50	100-41-4	
Hexachloro-1,3-butadiene	ND	ug/L	2.0	1.5	1		03/03/22 19:50	87-68-3	
Isopropylbenzene (Cumene)	ND	ug/L	0.50	0.33	1		03/03/22 19:50	98-82-8	
Methylene Chloride	ND	ug/L	2.0	2.0	1		03/03/22 19:50	75-09-2	
Methyl-tert-butyl ether	ND	ug/L	0.50	0.42	1		03/03/22 19:50	1634-04-4	
Naphthalene	ND	ug/L	2.0	0.64	1		03/03/22 19:50	91-20-3	
n-Propylbenzene	ND	ug/L	0.50	0.34	1		03/03/22 19:50	103-65-1	
Styrene	ND	ug/L	0.50	0.29	1		03/03/22 19:50	100-42-5	
1,1,1,2-Tetrachloroethane	ND	ug/L	0.50	0.31	1		03/03/22 19:50	630-20-6	
1,1,2,2-Tetrachloroethane	ND	ug/L	0.50	0.22	1		03/03/22 19:50	79-34-5	
Tetrachloroethene	ND	ug/L	0.50	0.29	1		03/03/22 19:50	127-18-4	
Toluene	ND	ug/L	0.50	0.48	1		03/03/22 19:50	108-88-3	
1,2,3-Trichlorobenzene	ND	ug/L	2.0	0.81	1		03/03/22 19:50	87-61-6	
1,2,4-Trichlorobenzene	ND	ug/L	2.0	0.64	1		03/03/22 19:50	120-82-1	
1,1,1-Trichloroethane	ND	ug/L	0.50	0.33	1		03/03/22 19:50	71-55-6	
1,1,2-Trichloroethane	ND	ug/L	0.50	0.32	1		03/03/22 19:50	79-00-5	
Trichloroethene	ND	ug/L	0.50	0.38	1		03/03/22 19:50	79-01-6	
Trichlorofluoromethane	ND	ug/L	1.0	0.30	1		03/03/22 19:50	75-69-4	
1,2,3-Trichloropropane	ND	ug/L	0.50	0.26	1		03/03/22 19:50	96-18-4	
1,2,4-Trimethylbenzene	ND	ug/L	0.50	0.50	1		03/03/22 19:50	95-63-6	
1,3,5-Trimethylbenzene	ND	ug/L	0.50	0.33	1		03/03/22 19:50	108-67-8	
Vinyl chloride	ND	ug/L	1.0	0.39	1		03/03/22 19:50	75-01-4	
m&p-Xylene	ND	ug/L	1.0	0.71	1		03/03/22 19:50	179601-23-1	
o-Xylene	ND	ug/L	0.50	0.34	1		03/03/22 19:50	95-47-6	
Surrogates									
1,2-Dichloroethane-d4 (S)	102	%	70-130		1		03/03/22 19:50	17060-07-0	
4-Bromofluorobenzene (S)	100	%	70-130		1		03/03/22 19:50	460-00-4	
Toluene-d8 (S)	99	%	70-130		1		03/03/22 19:50	2037-26-5	

This report shall not be reproduced, except in full,
without the written consent of Pace Analytical Services, LLC.

Pace Analytical Services, LLC
9800 Kincey Ave. Suite 100
Huntersville, NC 28078
(704)875-9092

QUALITY CONTROL DATA

Project: 2020-L1-2448
Pace Project No.: 92590609

QC Batch: 682385
QC Batch Method: MADEP VPH
Analysis Method: MADEP VPH
Analysis Description: VPH NC Water
Laboratory: Pace Analytical Services - Charlotte
Associated Lab Samples: 92590609001

METHOD BLANK: 3569480
Matrix: Water
Associated Lab Samples: 92590609001

Parameter	Units	Blank Result	Reporting Limit	MDL	Analyzed	Qualifiers
Aliphatic (C05-C08)	ug/L	ND	50.0	50.0	03/03/22 16:09	N2
Aromatic (C09-C10)	ug/L	ND	50.0	50.0	03/03/22 16:09	N2
4-Bromofluorobenzene (FID) (S)	%	91	70-130		03/03/22 16:09	
4-Bromofluorobenzene (PID) (S)	%	82	70-130		03/03/22 16:09	

LABORATORY CONTROL SAMPLE & LCSD: 3569481 3569482

Parameter	Units	Spike Conc.	LCS Result	LCSD Result	LCS % Rec	LCSD % Rec	% Rec Limits	RPD	Max RPD	Qualifiers
Aliphatic (C05-C08)	ug/L	300	275	270	92	90	70-130	2	25	N2
Aromatic (C09-C10)	ug/L	100	97.2	99.4	97	99	70-130	2	25	N2
4-Bromofluorobenzene (FID) (S)	%				99	100	70-130			
4-Bromofluorobenzene (PID) (S)	%				89	89	70-130			

Results presented on this page are in the units indicated by the "Units" column except where an alternate unit is presented to the right of the result.

This report shall not be reproduced, except in full,
without the written consent of Pace Analytical Services, LLC.

Pace Analytical Services, LLC
9800 Kincey Ave. Suite 100
Huntersville, NC 28078
(704)875-9092

QUALITY CONTROL DATA

Project: 2020-L1-2448
Pace Project No.: 92590609

QC Batch: 683398
QC Batch Method: EPA 3010A
Analysis Method: EPA 6010D
Analysis Description: 6010 MET
Laboratory: Pace Analytical Services - Asheville
Associated Lab Samples: 92590609001

METHOD BLANK: 3574420 Matrix: Water
Associated Lab Samples: 92590609001

Parameter	Units	Blank Result	Reporting Limit	MDL	Analyzed	Qualifiers
Lead	ug/L	ND	5.0	4.5	03/14/22 13:48	

LABORATORY CONTROL SAMPLE: 3574421

Parameter	Units	Spike Conc.	LCS Result	LCS % Rec	% Rec Limits	Qualifiers
Lead	ug/L	500	448	90	80-120	

MATRIX SPIKE & MATRIX SPIKE DUPLICATE: 3574422 3574423

Parameter	Units	92590609001 Result	MS Spike Conc.	MSD Spike Conc.	MS Result	MSD Result	MS % Rec	MSD % Rec	% Rec Limits	RPD	Max RPD	Qual
Lead	ug/L	ND	500	500	473	471	95	94	75-125	1	20	

Results presented on this page are in the units indicated by the "Units" column except where an alternate unit is presented to the right of the result.

This report shall not be reproduced, except in full,
without the written consent of Pace Analytical Services, LLC.

Pace Analytical Services, LLC
9800 Kincey Ave. Suite 100
Huntersville, NC 28078
(704)875-9092

QUALITY CONTROL DATA

Project: 2020-L1-2448
Pace Project No.: 92590609

QC Batch: 681894
QC Batch Method: SM 6200B
Analysis Method: SM 6200B
Analysis Description: 6200B MSV
Laboratory: Pace Analytical Services - Charlotte
Associated Lab Samples: 92590609001

METHOD BLANK: 3566683
Matrix: Water
Associated Lab Samples: 92590609001

Parameter	Units	Blank Result	Reporting Limit	MDL	Analyzed	Qualifiers
1,1,1,2-Tetrachloroethane	ug/L	ND	0.50	0.31	03/03/22 13:44	
1,1,1-Trichloroethane	ug/L	ND	0.50	0.33	03/03/22 13:44	
1,1,2,2-Tetrachloroethane	ug/L	ND	0.50	0.22	03/03/22 13:44	
1,1,2-Trichloroethane	ug/L	ND	0.50	0.32	03/03/22 13:44	
1,1-Dichloroethane	ug/L	ND	0.50	0.37	03/03/22 13:44	
1,1-Dichloroethene	ug/L	ND	0.50	0.35	03/03/22 13:44	
1,1-Dichloropropene	ug/L	ND	0.50	0.43	03/03/22 13:44	
1,2,3-Trichlorobenzene	ug/L	ND	2.0	0.81	03/03/22 13:44	
1,2,3-Trichloropropane	ug/L	ND	0.50	0.26	03/03/22 13:44	
1,2,4-Trichlorobenzene	ug/L	ND	2.0	0.64	03/03/22 13:44	
1,2,4-Trimethylbenzene	ug/L	ND	0.50	0.50	03/03/22 13:44	
1,2-Dibromo-3-chloropropane	ug/L	ND	1.0	0.34	03/03/22 13:44	
1,2-Dibromoethane (EDB)	ug/L	ND	0.50	0.27	03/03/22 13:44	
1,2-Dichlorobenzene	ug/L	ND	0.50	0.34	03/03/22 13:44	
1,2-Dichloroethane	ug/L	ND	0.50	0.32	03/03/22 13:44	
1,2-Dichloropropane	ug/L	ND	0.50	0.36	03/03/22 13:44	
1,3,5-Trimethylbenzene	ug/L	ND	0.50	0.33	03/03/22 13:44	
1,3-Dichlorobenzene	ug/L	ND	0.50	0.34	03/03/22 13:44	
1,3-Dichloropropane	ug/L	ND	0.50	0.28	03/03/22 13:44	
1,4-Dichlorobenzene	ug/L	ND	0.50	0.33	03/03/22 13:44	
2,2-Dichloropropane	ug/L	ND	0.50	0.39	03/03/22 13:44	
2-Chlorotoluene	ug/L	ND	0.50	0.32	03/03/22 13:44	
4-Chlorotoluene	ug/L	ND	0.50	0.32	03/03/22 13:44	
Benzene	ug/L	ND	0.50	0.34	03/03/22 13:44	
Bromobenzene	ug/L	ND	0.50	0.29	03/03/22 13:44	
Bromochloromethane	ug/L	ND	0.50	0.47	03/03/22 13:44	
Bromodichloromethane	ug/L	ND	0.50	0.31	03/03/22 13:44	
Bromoform	ug/L	ND	0.50	0.34	03/03/22 13:44	
Bromomethane	ug/L	ND	5.0	1.7	03/03/22 13:44	
Carbon tetrachloride	ug/L	ND	0.50	0.33	03/03/22 13:44	
Chlorobenzene	ug/L	ND	0.50	0.28	03/03/22 13:44	
Chloroethane	ug/L	ND	1.0	0.65	03/03/22 13:44	
Chloroform	ug/L	ND	0.50	0.35	03/03/22 13:44	
Chloromethane	ug/L	ND	1.0	0.54	03/03/22 13:44	
cis-1,2-Dichloroethene	ug/L	ND	0.50	0.38	03/03/22 13:44	
cis-1,3-Dichloropropene	ug/L	ND	0.50	0.36	03/03/22 13:44	
Dibromochloromethane	ug/L	ND	0.50	0.36	03/03/22 13:44	
Dibromomethane	ug/L	ND	0.50	0.39	03/03/22 13:44	
Dichlorodifluoromethane	ug/L	ND	0.50	0.35	03/03/22 13:44	
Diisopropyl ether	ug/L	ND	0.50	0.31	03/03/22 13:44	

Results presented on this page are in the units indicated by the "Units" column except where an alternate unit is presented to the right of the result.

REPORT OF LABORATORY ANALYSIS

This report shall not be reproduced, except in full,
without the written consent of Pace Analytical Services, LLC.

Pace Analytical Services, LLC
9800 Kincey Ave. Suite 100
Huntersville, NC 28078
(704)875-9092

QUALITY CONTROL DATA

Project: 2020-L1-2448
Pace Project No.: 92590609

METHOD BLANK: 3566683 Matrix: Water
Associated Lab Samples: 92590609001

Parameter	Units	Blank Result	Reporting Limit	MDL	Analyzed	Qualifiers
Ethanol	ug/L	ND	200	72.2	03/03/22 13:44	
Ethylbenzene	ug/L	ND	0.50	0.30	03/03/22 13:44	
Hexachloro-1,3-butadiene	ug/L	ND	2.0	1.5	03/03/22 13:44	
Isopropylbenzene (Cumene)	ug/L	ND	0.50	0.33	03/03/22 13:44	
m&p-Xylene	ug/L	ND	1.0	0.71	03/03/22 13:44	
Methyl-tert-butyl ether	ug/L	ND	0.50	0.42	03/03/22 13:44	
Methylene Chloride	ug/L	ND	2.0	2.0	03/03/22 13:44	
n-Butylbenzene	ug/L	ND	0.50	0.49	03/03/22 13:44	
n-Propylbenzene	ug/L	ND	0.50	0.34	03/03/22 13:44	
Naphthalene	ug/L	ND	2.0	0.64	03/03/22 13:44	
o-Xylene	ug/L	ND	0.50	0.34	03/03/22 13:44	
sec-Butylbenzene	ug/L	ND	0.50	0.40	03/03/22 13:44	
Styrene	ug/L	ND	0.50	0.29	03/03/22 13:44	
tert-Butylbenzene	ug/L	ND	0.50	0.32	03/03/22 13:44	
Tetrachloroethene	ug/L	ND	0.50	0.29	03/03/22 13:44	
Toluene	ug/L	ND	0.50	0.48	03/03/22 13:44	
trans-1,2-Dichloroethene	ug/L	ND	0.50	0.40	03/03/22 13:44	
trans-1,3-Dichloropropene	ug/L	ND	0.50	0.36	03/03/22 13:44	
Trichloroethene	ug/L	ND	0.50	0.38	03/03/22 13:44	
Trichlorofluoromethane	ug/L	ND	1.0	0.30	03/03/22 13:44	
Vinyl chloride	ug/L	ND	1.0	0.39	03/03/22 13:44	
1,2-Dichloroethane-d4 (S)	%	99	70-130		03/03/22 13:44	
4-Bromofluorobenzene (S)	%	100	70-130		03/03/22 13:44	
Toluene-d8 (S)	%	100	70-130		03/03/22 13:44	

LABORATORY CONTROL SAMPLE: 3566684

Parameter	Units	Spike Conc.	LCS Result	LCS % Rec	% Rec Limits	Qualifiers
1,1,1,2-Tetrachloroethane	ug/L	50	47.8	96	60-140	
1,1,1-Trichloroethane	ug/L	50	45.4	91	60-140	
1,1,2,2-Tetrachloroethane	ug/L	50	46.4	93	60-140	
1,1,2-Trichloroethane	ug/L	50	46.5	93	60-140	
1,1-Dichloroethane	ug/L	50	44.6	89	60-140	
1,1-Dichloroethene	ug/L	50	44.7	89	60-140	
1,1-Dichloropropene	ug/L	50	48.5	97	60-140	
1,2,3-Trichlorobenzene	ug/L	50	50.0	100	60-140	
1,2,3-Trichloropropane	ug/L	50	49.8	100	60-140	
1,2,4-Trichlorobenzene	ug/L	50	48.7	97	60-140	
1,2,4-Trimethylbenzene	ug/L	50	44.3	89	60-140	
1,2-Dibromo-3-chloropropane	ug/L	50	49.7	99	60-140	
1,2-Dibromoethane (EDB)	ug/L	50	46.7	93	60-140	
1,2-Dichlorobenzene	ug/L	50	43.7	87	60-140	
1,2-Dichloroethane	ug/L	50	43.0	86	60-140	
1,2-Dichloropropane	ug/L	50	46.4	93	60-140	

Results presented on this page are in the units indicated by the "Units" column except where an alternate unit is presented to the right of the result.

This report shall not be reproduced, except in full,
without the written consent of Pace Analytical Services, LLC.

Pace Analytical Services, LLC
9800 Kincey Ave. Suite 100
Huntersville, NC 28078
(704)875-9092

QUALITY CONTROL DATA

Project: 2020-L1-2448
Pace Project No.: 92590609

LABORATORY CONTROL SAMPLE: 3566684

Parameter	Units	Spike Conc.	LCS Result	LCS % Rec	% Rec Limits	Qualifiers
1,3,5-Trimethylbenzene	ug/L	50	45.8	92	60-140	
1,3-Dichlorobenzene	ug/L	50	44.7	89	60-140	
1,3-Dichloropropane	ug/L	50	45.3	91	60-140	
1,4-Dichlorobenzene	ug/L	50	44.5	89	60-140	
2,2-Dichloropropane	ug/L	50	46.7	93	60-140	
2-Chlorotoluene	ug/L	50	44.4	89	60-140	
4-Chlorotoluene	ug/L	50	43.7	87	60-140	
Benzene	ug/L	50	44.5	89	60-140	
Bromobenzene	ug/L	50	44.7	89	60-140	
Bromochloromethane	ug/L	50	46.1	92	60-140	
Bromodichloromethane	ug/L	50	46.8	94	60-140	
Bromoform	ug/L	50	49.7	99	60-140	
Bromomethane	ug/L	50	47.3	95	60-140	
Carbon tetrachloride	ug/L	50	43.5	87	60-140	
Chlorobenzene	ug/L	50	45.9	92	60-140	
Chloroethane	ug/L	50	39.8	80	60-140	
Chloroform	ug/L	50	44.7	89	60-140	
Chloromethane	ug/L	50	42.5	85	60-140	
cis-1,2-Dichloroethene	ug/L	50	45.0	90	60-140	
cis-1,3-Dichloropropene	ug/L	50	48.1	96	60-140	
Dibromochloromethane	ug/L	50	45.5	91	60-140	
Dibromomethane	ug/L	50	46.2	92	60-140	
Dichlorodifluoromethane	ug/L	50	39.8	80	60-140	
Diisopropyl ether	ug/L	50	43.7	87	60-140	
Ethanol	ug/L	2000	1830	92	60-140	
Ethylbenzene	ug/L	50	45.2	90	60-140	
Hexachloro-1,3-butadiene	ug/L	50	48.5	97	60-140	
Isopropylbenzene (Cumene)	ug/L	50	46.8	94	60-140	
m&p-Xylene	ug/L	100	90.3	90	60-140	
Methyl-tert-butyl ether	ug/L	50	46.6	93	60-140	
Methylene Chloride	ug/L	50	49.5	99	60-140	
n-Butylbenzene	ug/L	50	47.0	94	60-140	
n-Propylbenzene	ug/L	50	44.5	89	60-140	
Naphthalene	ug/L	50	50.0	100	60-140	
o-Xylene	ug/L	50	45.6	91	60-140	
sec-Butylbenzene	ug/L	50	45.0	90	60-140	
Styrene	ug/L	50	47.6	95	60-140	
tert-Butylbenzene	ug/L	50	45.1	90	60-140	
Tetrachloroethene	ug/L	50	46.7	93	60-140	
Toluene	ug/L	50	43.6	87	60-140	
trans-1,2-Dichloroethene	ug/L	50	45.5	91	60-140	
trans-1,3-Dichloropropene	ug/L	50	47.9	96	60-140	
Trichloroethene	ug/L	50	44.9	90	60-140	
Trichlorofluoromethane	ug/L	50	39.5	79	60-140	
Vinyl chloride	ug/L	50	45.4	91	60-140	
1,2-Dichloroethane-d4 (S)	%			103	70-130	
4-Bromofluorobenzene (S)	%			97	70-130	

Results presented on this page are in the units indicated by the "Units" column except where an alternate unit is presented to the right of the result.

This report shall not be reproduced, except in full,
without the written consent of Pace Analytical Services, LLC.

Pace Analytical Services, LLC
9800 Kincey Ave. Suite 100
Huntersville, NC 28078
(704)875-9092

QUALITY CONTROL DATA

Project: 2020-L1-2448
Pace Project No.: 92590609

LABORATORY CONTROL SAMPLE: 3566684

Parameter	Units	Spike Conc.	LCS Result	LCS % Rec	% Rec Limits	Qualifiers
Toluene-d8 (S)	%			99	70-130	

MATRIX SPIKE & MATRIX SPIKE DUPLICATE: 3566685 3566686

Parameter	Units	92590778018 Result	MS Spike Conc.	MSD Spike Conc.	MS Result	MSD Result	MS % Rec	MSD % Rec	% Rec Limits	RPD	Max RPD	Qual
1,1,1,2-Tetrachloroethane	ug/L	ND	20	20	22.1	22.4	111	112	60-140	1	30	
1,1,1-Trichloroethane	ug/L	ND	20	20	21.8	22.2	109	111	60-140	2	30	
1,1,2,2-Tetrachloroethane	ug/L	ND	20	20	22.0	22.0	110	110	60-140	0	30	
1,1,2-Trichloroethane	ug/L	ND	20	20	21.6	21.5	108	108	60-140	0	30	
1,1-Dichloroethane	ug/L	ND	20	20	21.4	21.6	107	108	60-140	1	30	
1,1-Dichloroethene	ug/L	ND	20	20	21.3	21.9	106	109	60-140	3	30	
1,1-Dichloropropene	ug/L	ND	20	20	23.4	23.8	117	119	60-140	2	30	
1,2,3-Trichlorobenzene	ug/L	ND	20	20	24.5	25.0	122	125	60-140	2	30	
1,2,3-Trichloropropane	ug/L	ND	20	20	23.5	21.5	118	108	60-140	9	30	
1,2,4-Trichlorobenzene	ug/L	ND	20	20	23.7	23.8	119	119	60-140	0	30	
1,2,4-Trimethylbenzene	ug/L	ND	20	20	21.3	21.6	106	108	60-140	1	30	
1,2-Dibromo-3-chloropropane	ug/L	ND	20	20	23.6	23.7	118	119	60-140	1	30	
1,2-Dibromoethane (EDB)	ug/L	ND	20	20	22.2	22.3	111	112	60-140	1	30	
1,2-Dichlorobenzene	ug/L	ND	20	20	21.5	22.2	107	111	60-140	3	30	
1,2-Dichloroethane	ug/L	ND	20	20	20.2	20.7	101	103	60-140	3	30	
1,2-Dichloropropane	ug/L	ND	20	20	21.9	22.0	110	110	60-140	0	30	
1,3,5-Trimethylbenzene	ug/L	ND	20	20	22.3	23.0	111	115	60-140	3	30	
1,3-Dichlorobenzene	ug/L	ND	20	20	21.4	22.4	107	112	60-140	5	30	
1,3-Dichloropropane	ug/L	ND	20	20	21.6	21.5	108	107	60-140	1	30	
1,4-Dichlorobenzene	ug/L	ND	20	20	20.6	21.5	103	107	60-140	4	30	
2,2-Dichloropropane	ug/L	ND	20	20	22.5	22.2	113	111	60-140	1	30	
2-Chlorotoluene	ug/L	ND	20	20	21.3	21.9	107	110	60-140	3	30	
4-Chlorotoluene	ug/L	ND	20	20	20.8	21.8	104	109	60-140	5	30	
Benzene	ug/L	ND	20	20	21.4	21.8	107	109	60-140	2	30	
Bromobenzene	ug/L	ND	20	20	22.0	23.1	110	115	60-140	5	30	
Bromochloromethane	ug/L	ND	20	20	22.4	22.1	112	110	60-140	2	30	
Bromodichloromethane	ug/L	ND	20	20	21.6	21.8	108	109	60-140	1	30	
Bromoform	ug/L	ND	20	20	22.5	21.9	113	109	60-140	3	30	
Bromomethane	ug/L	ND	20	20	26.6	25.4	133	127	60-140	5	30	
Carbon tetrachloride	ug/L	ND	20	20	20.7	20.6	103	103	60-140	0	30	
Chlorobenzene	ug/L	ND	20	20	22.0	22.1	110	111	60-140	1	30	
Chloroethane	ug/L	ND	20	20	23.8	23.5	119	117	60-140	1	30	
Chloroform	ug/L	ND	20	20	21.5	22.8	108	114	60-140	6	30	
Chloromethane	ug/L	ND	20	20	20.1	19.9	101	100	60-140	1	30	
cis-1,2-Dichloroethene	ug/L	ND	20	20	21.4	21.9	107	109	60-140	2	30	
cis-1,3-Dichloropropene	ug/L	ND	20	20	21.9	21.9	110	109	60-140	0	30	
Dibromochloromethane	ug/L	ND	20	20	20.5	21.4	102	107	60-140	4	30	
Dibromomethane	ug/L	ND	20	20	21.7	21.9	108	109	60-140	1	30	

Results presented on this page are in the units indicated by the "Units" column except where an alternate unit is presented to the right of the result.

REPORT OF LABORATORY ANALYSIS

This report shall not be reproduced, except in full,
without the written consent of Pace Analytical Services, LLC.

Pace Analytical Services, LLC
9800 Kincey Ave. Suite 100
Huntersville, NC 28078
(704)875-9092

QUALITY CONTROL DATA

Project: 2020-L1-2448
Pace Project No.: 92590609

MATRIX SPIKE & MATRIX SPIKE DUPLICATE: 3566685 3566686

Parameter	Units	92590778018 Result	MS Spike Conc.	MSD Spike Conc.	MS Result	MSD Result	MS % Rec	MSD % Rec	% Rec Limits	RPD	Max RPD	Qual
Dichlorodifluoromethane	ug/L	ND	20	20	21.2	21.7	106	108	60-140	2	30	
Diisopropyl ether	ug/L	ND	20	20	19.7	20.1	99	100	60-140	2	30	
Ethanol	ug/L	ND	800	800	864	876	108	110	60-140	1	30	
Ethylbenzene	ug/L	ND	20	20	21.9	22.2	110	111	60-140	1	30	
Hexachloro-1,3-butadiene	ug/L	ND	20	20	24.0	25.0	120	125	60-140	4	30	
Isopropylbenzene (Cumene)	ug/L	ND	20	20	22.6	22.9	113	115	60-140	1	30	
m&p-Xylene	ug/L	ND	40	40	44.1	43.9	110	110	60-140	0	30	
Methyl-tert-butyl ether	ug/L	ND	20	20	21.0	21.7	105	108	60-140	3	30	
Methylene Chloride	ug/L	ND	20	20	21.2	21.7	106	109	60-140	2	30	
n-Butylbenzene	ug/L	ND	20	20	22.7	23.2	113	116	60-140	2	30	
n-Propylbenzene	ug/L	ND	20	20	21.7	22.5	108	112	60-140	4	30	
Naphthalene	ug/L	ND	20	20	24.9	25.0	125	125	60-140	0	30	
o-Xylene	ug/L	ND	20	20	21.9	22.0	110	110	60-140	0	30	
sec-Butylbenzene	ug/L	ND	20	20	22.1	22.5	111	113	60-140	2	30	
Styrene	ug/L	ND	20	20	22.4	22.7	112	114	60-140	1	30	
tert-Butylbenzene	ug/L	ND	20	20	18.7	19.3	94	96	60-140	3	30	
Tetrachloroethene	ug/L	ND	20	20	22.2	22.4	111	112	60-140	1	30	
Toluene	ug/L	ND	20	20	21.1	20.9	105	104	60-140	1	30	
trans-1,2-Dichloroethene	ug/L	ND	20	20	22.0	22.3	110	112	60-140	1	30	
trans-1,3-Dichloropropene	ug/L	ND	20	20	21.9	21.6	109	108	60-140	1	30	
Trichloroethene	ug/L	ND	20	20	21.4	21.4	107	107	60-140	0	30	
Trichlorofluoromethane	ug/L	ND	20	20	20.2	20.4	101	102	60-140	1	30	
Vinyl chloride	ug/L	ND	20	20	21.9	21.9	110	110	60-140	0	30	
1,2-Dichloroethane-d4 (S)	%						99	101	70-130			
4-Bromofluorobenzene (S)	%						101	100	70-130			
Toluene-d8 (S)	%						99	98	70-130			

Results presented on this page are in the units indicated by the "Units" column except where an alternate unit is presented to the right of the result.

This report shall not be reproduced, except in full,
without the written consent of Pace Analytical Services, LLC.

Pace Analytical Services, LLC
9800 Kincey Ave. Suite 100
Huntersville, NC 28078
(704)875-9092

QUALIFIERS

Project: 2020-L1-2448
Pace Project No.: 92590609

DEFINITIONS

DF - Dilution Factor, if reported, represents the factor applied to the reported data due to dilution of the sample aliquot.

ND - Not Detected at or above adjusted reporting limit.

TNTC - Too Numerous To Count

J - Estimated concentration above the adjusted method detection limit and below the adjusted reporting limit.

MDL - Adjusted Method Detection Limit.

PQL - Practical Quantitation Limit.

RL - Reporting Limit - The lowest concentration value that meets project requirements for quantitative data with known precision and bias for a specific analyte in a specific matrix.

S - Surrogate

1,2-Diphenylhydrazine decomposes to and cannot be separated from Azobenzene using Method 8270. The result for each analyte is a combined concentration.

Consistent with EPA guidelines, unrounded data are displayed and have been used to calculate % recovery and RPD values.

LCS(D) - Laboratory Control Sample (Duplicate)

MS(D) - Matrix Spike (Duplicate)

DUP - Sample Duplicate

RPD - Relative Percent Difference

NC - Not Calculable.

SG - Silica Gel - Clean-Up

U - Indicates the compound was analyzed for, but not detected.

Acid preservation may not be appropriate for 2 Chloroethylvinyl ether.

A separate vial preserved to a pH of 4-5 is recommended in SW846 Chapter 4 for the analysis of Acrolein and Acrylonitrile by EPA Method 8260.

N-Nitrosodiphenylamine decomposes and cannot be separated from Diphenylamine using Method 8270. The result reported for each analyte is a combined concentration.

Reported results are not rounded until the final step prior to reporting. Therefore, calculated parameters that are typically reported as "Total" may vary slightly from the sum of the reported component parameters.

Pace Analytical is TNI accredited. Contact your Pace PM for the current list of accredited analytes.

TNI - The NELAC Institute.

ANALYTE QUALIFIERS

N2	The lab does not hold NELAC/TNI accreditation for this parameter but other accreditations/certifications may apply. A complete list of accreditations/certifications is available upon request.

This report shall not be reproduced, except in full,
without the written consent of Pace Analytical Services, LLC.

Pace Analytical Services, LLC
9800 Kincey Ave. Suite 100
Huntersville, NC 28078
(704)875-9092

QUALITY CONTROL DATA CROSS REFERENCE TABLE

Project: 2020-L1-2448
Pace Project No.: 92590609

Lab ID	Sample ID	QC Batch Method	QC Batch	Analytical Method	Analytical Batch
92590609001	**14226_HC_RD**	MADEP VPH	682385		
92590609001	**14226_HC_RD**	EPA 3010A	683398	EPA 6010D	683588
92590609001	**14226_HC_RD**	SM 6200B	681894		

This report shall not be reproduced, except in full,
without the written consent of Pace Analytical Services, LLC.

Pace Analytical

CHAIN-OF-CUSTODY Analytical Request Document

Chain-of-Custody is a LEGAL DOCUMENT - Complete all relevent fields

LAB WO#: 92590609

92590609

r Number or

Company: Apex Companies

Billing Information:

Address:

Report To: Andrew Street

Email To: andrew.street@apexcos.com

Copy To:

Site Collection Info/Address:

Customer Project Name/Number: 2020-L1-2448

State: NC County/City: Huntersville Time Zone Collected: [ ] PT [ ] MT [ ] CT [ ] ET

Phone:
Email:

Site/Facility ID #:

Compliance Monitoring? [ ] Yes [ ] No

Collected By (signature): Roger Cantley

Purchase Order #:
Quote #:

DW PWS ID #:
DW Location Code:

Collected By (signature):

Turnaround Date Required: ASAP

Immediately Packed on Ice: [✓] Yes [ ] No

Sample Disposal: [✓] Dispose as appropriate [ ] Return [ ] Archive: ____ [ ] Hold: ____

Rush: [ ] Same Day [ ] Next Day [ ] 2 Day [ ] 3 Day [ ] 4 Day [ ] 5 Day (Expedite Charges Apply)

Field Filtered (if applicable): [ ] Yes [ ] No

Analysis: ____

Contai... Preservative Type

Lab Project Manager:

** Preservative Types: (1) nitric acid, (2) sulfuric acid, (3) hydrochloric acid, (4) sodium hydroxide, (5) zinc acetate, (6) methanol, (7) sodium bisulfate, (8) sodium thiosulfate, (9) hexane, (A) ascorbic acid, (B) ammonium sulfate, (C) ammonium hydroxide, (D) TSP, (U) Unpreserved, (O) Other ____

Lab Profile/Line:

Lab Sample Receipt Checklist:

Custody Seals Present/Intact	Y	N	NA
Custody Signatures Present	Y	N	NA
Collector Signature Present	Y	N	NA
Bottles Intact	Y	N	NA
Correct Bottles	Y	N	NA
Sufficient Volume	Y	N	NA
Samples Received on Ice	Y	N	NA
VOA - Headspace Acceptable	Y	N	NA
USDA Regulated Soils	Y	N	NA
Samples in Holding Time	Y	N	NA
Residual Chlorine Present	Y	N	NA
Cl Strips: ____			
Sample pH Acceptable	Y	N	NA
pH Strips: 223819AV			
Sulfide Present	Y	N	NA
Lead Acetate Strips: ____			

LAB USE ONLY:
Lab Sample # / Comments:
92590609
001

* Matrix Codes (Insert in Matrix box below): Drinking Water (DW), Ground Water (GW), Wastewater (WW), Product (P), Soil/Solid (SL), Oil (OL), Wipe (WP), Air (AR), Tissue (TS), Bioassay (B), Vapor (V), Other (OT)

Customer Sample ID	Matrix *	Comp / Grab	Collected (or Composite Start) Date	Collected (or Composite Start) Time	Composite End Date	Composite End Time	Res Cl	# of Ctns	VOCs 6200B	MADEP VPH	Lead
14226-HC-Rd	SL	G	3/1/22	1020	—	—		8	x	x	x

Customer Remarks / Special Conditions / Possible Hazards:

Type of Ice Used: Wet Blue Dry None

Packing Material Used: BB

Radchem sample(s) screened (<500 cpm): Y N NA

SHORT HOLDS PRESENT (<72 hours): Y N N/A

Lab Tracking #: 2683864

Samples received via: FEDEX UPS Client Courier Pace Courier

Lab Sample Temperature Info:
Temp Blank Received: Y N NA
Therm ID#: 0121064
Cooler 1 Temp Upon Receipt: 5.8 oC
Cooler 1 Therm Corr. Factor: ~~5.6~~ oC
Cooler 1 Corrected Temp: 5.8 oC 3/1/22
Comments:

Relinquished by/Company: (Signature)	Date/Time:	Received by/Company: (Signature)	Date/Time:
[signature]	3-1-22 / 1200	JKL Pace MK	3-1-22 1200
Relinquished by/Company: (Signature)	Date/Time:	Received by/Company: (Signature)	Date/Time:
Relinquished by/Company: (Signature)	Date/Time:	Received by/Company: (Signature)	Date/Time:

MTJL LAB USE ONLY
Table #:
Acctnum:
Template:
Prelogin:
PM:
PB:

Trip Blank Received: Y N NA
HCL MeOH TSP Other

Non Conformance(s): YES / NO

Page: 1 of: 1

***Check mark top half of box if pH and/or dechlorination is verified and within the acceptance range for preservation samples.**

Exceptions: VOA, Coliform, TOC, Oil and Grease, DRO/8015 (water) DOC, LLHg

****Bottom half of box is to list number of bottles**

Proje

WO# : 92590609

PM: AMB Due Date: 03/08/22

CLIENT: 92-APEX MOOR

Item#	BP4U-125 mL Plastic Unpreserved (N/A) (Cl-)	BP3U-250 mL Plastic Unpreserved (N/A)	BP2U-500 mL Plastic Unpreserved (N/A)	BP1U-1 liter Plastic Unpreserved (N/A)	BP4S-125 mL Plastic H2SO4 (pH < 2) (Cl-)	BP3N-250 mL plastic HNO3 (pH < 2)	BP4Z-125 mL Plastic ZN Acetate & NaOH (>9)	BP4B-125 mL Plastic NaOH (pH > 12) (Cl-)	WGFU-Wide-mouthed Glass jar Unpreserved	AG1U-1 liter Amber, Unpreserved (N/A) (Cl-)	AG1H-1 liter Amber HCl (pH < 2)	AG3U-250 mL Amber Unpreserved (N/A) (Cl-)	AG1S-1 liter Amber H2SO4 (pH < 2)	AG3S-250 mL Amber H2SO4 (pH < 2)	AG3A(DG3A)-250 mL Amber NH4Cl (N/A)(Cl-)	DG9H-40 mL VOA HCl (N/A)	VG9T-40 mL VOA Na2S2O3 (N/A)	VG9U-40 mL VOA Unpreserved (N/A)	DG9P-40 mL VOA H3PO4 (N/A)	VOAK (3 vials per kit)-5035 kit (N/A)	V/GK (3 vials per kit)-VPH/Gas kit (N/A)	SP5T-125 mL Sterile Plastic (N/A – lab)	SP2T-250 mL Sterile Plastic (N/A – lab)		BP3A-250 mL Plastic (NH2)2SO4 (9.3-9.7)	AG0U-100 mL Amber Unpreserved vials (N/A)	VSGU-20 mL Scintillation vials (N/A)	DG9U-40 mL Amber Unpreserved vials (N/A)
1																												
2																												
3																												
4																												
5																												
6																												
7																												
8																												
9																												
10																												
11																												
12																												

pH Adjustment Log for Preserved Samples

Sample ID	Type of Preservative	pH upon receipt	Date preservation adjusted	Time preservation adjusted	Amount of Preservative added	Lot #

Note: Whenever there is a discrepancy affecting North Carolina compliance samples, a copy of this form will be sent to the North Carolina DEHNR Certification Office (i.e. Out of hold, incorrect preservative, out of temp, incorrect containers.

Pace Analytical
www.pacelabs.com

Sample Receiving Non-Conformance Form (NCF)

Date:	**Evaluated by:**
Client:	

WO#: 92590609 Pace Number
PM: AMB Due Date: 03/08/22
CLIENT: 92-APEX MOOR

1. If Chain-of-Custody (COC) is not received: contact client and if necessary, fill out a COC and indicate that it was filled out by lab personnel. Note issues on this NCF.

2. If COC is incomplete, check applicable issues below and add details where appropriate:

	Collection date/time missing or incorrect		Analyses or analytes: missing or clarification needed		Samples listed on COC do not match samples received (missing, additional, etc.)
	Sample IDs on COC do not match sample labels		Required trip blanks were not received		Required signatures are missing

Comments/Details/Other Issues not listed above:

3. Sample integrity issues: check applicable issues below and add details where appropriate:

	Samples: Past holding time		Samples: Condition needs to be brought to lab personnel's attention (details below)	✓	Preservation: Improper
	Samples: Not field filtered		Containers: Broken or compromised		Temperature: not within acceptance criteria (typically 0-6C)
	Samples: Insufficient volume received		Containers: Incorrect		Temperature: Samples arrived frozen
	Samples: Cooler damaged or compromised		Custody Seals: Missing or compromised on samples, trip blanks or coolers		Vials received with improper headspace
	Samples: contain chlorine or sulfides		Packing Material: Insufficient/Improper		Other:

Comments/Details:
Nitric Acid Sample arrived in Pace HVL out of Pkt

4. If Samples not preserved properly and Sample Receiving adjusts pH, add details below:

Sample ID:	Date/Time:	Amount/type pres added:
Preserved by:	Initial and Final pH:	Lot # of pres added:
Sample ID:	Date/Time:	Amount/type pres added:
Preserved by:	Initial and Final pH:	Lot # of pres added:
Sample ID:	Date/Time:	Amount/type pres added:
Preserved by:	Initial and Final pH:	Lot # of pres added:

5. Client Contact: If client is contacted for any issue listed above, fill in details below:

Client:	Contacted per:	
PM Initials:	Date/Time:	

Client Comments/Instructions:

F-ALL-C-011-rev.00, 05Jul2018

Pace Analytical Services, LLC
9800 Kincey Ave. Suite 100
Huntersville, NC 28078
(704)875-9092

March 15, 2022

Andrew Street
Apex Companies - NC
5900 Northwoods Business Pkwy
Suite 5900-0
Charlotte, NC 28269

RE: Project: 2020-L1-2448
Pace Project No.: 92590640

Dear Andrew Street:

Enclosed are the analytical results for sample(s) received by the laboratory on March 01, 2022. The results relate only to the samples included in this report. Results reported herein conform to the applicable TNI/NELAC Standards and the laboratory's Quality Manual, where applicable, unless otherwise noted in the body of the report.

The test results provided in this final report were generated by each of the following laboratories within the Pace Network:

- Pace Analytical Services - Asheville
- Pace Analytical Services - Charlotte

If you have any questions concerning this report, please feel free to contact me.

Sincerely,

Angela M. Baioni

Angela Baioni
angela.baioni@pacelabs.com
(704)875-9092
Project Manager

Enclosures

cc: J Culbreath, Colonial Pipeline Company
Naomi Fretz, APEX Companies, LLC
Robert Hughes, Colonial Pipeline
Cameron Lee, Montrose-EPS
Jamie Moran, APEX Companies, LLC
Jeff Morrison, Colonial Pipeline Company
Tom Naumann, APEX Companies - NC
Joe Nicolette, Montrose-EPS
Kaitlyn Nootens, Apex Companies
Christopher Schultz, Apex Companies
Matt Teixeira, Apex Companies, LLC
Michael Verdon, Colonial Pipeline Company
JM Wyatt, Colonial Pipeline Company

REPORT OF LABORATORY ANALYSIS

This report shall not be reproduced, except in full,
without the written consent of Pace Analytical Services, LLC.

Pace Analytical Services, LLC
9800 Kincey Ave. Suite 100
Huntersville, NC 28078
(704)875-9092

CERTIFICATIONS

Project: 2020-L1-2448
Pace Project No.: 92590640

Pace Analytical Services Charlotte

South Carolina Laboratory ID: 99006
9800 Kincey Ave. Ste 100, Huntersville, NC 28078
North Carolina Drinking Water Certification #: 37706
North Carolina Field Services Certification #: 5342
North Carolina Wastewater Certification #: 12
South Carolina Laboratory ID: 99006
South Carolina Certification #: 99006001
South Carolina Drinking Water Cert. #: 99006003
Florida/NELAP Certification #: E87627
Kentucky UST Certification #: 84
Louisiana DoH Drinking Water #: LA029
Virginia/VELAP Certification #: 460221

Pace Analytical Services Asheville

2225 Riverside Drive, Asheville, NC 28804
Florida/NELAP Certification #: E87648
North Carolina Drinking Water Certification #: 37712
North Carolina Wastewater Certification #: 40
South Carolina Laboratory ID: 99030
South Carolina Certification #: 99030001
Virginia/VELAP Certification #: 460222

This report shall not be reproduced, except in full,
without the written consent of Pace Analytical Services, LLC.

Pace Analytical Services, LLC
9800 Kincey Ave. Suite 100
Huntersville, NC 28078
(704)875-9092

SAMPLE SUMMARY

Project: 2020-L1-2448
Pace Project No.: 92590640

Lab ID	Sample ID	Matrix	Date Collected	Date Received
92590640001	**14401_HC_RD**	Water	03/01/22 09:40	03/01/22 12:00

REPORT OF LABORATORY ANALYSIS

This report shall not be reproduced, except in full,
without the written consent of Pace Analytical Services, LLC.

Pace Analytical Services, LLC
9800 Kincey Ave. Suite 100
Huntersville, NC 28078
(704)875-9092

SAMPLE ANALYTE COUNT

Project: 2020-L1-2448
Pace Project No.: 92590640

Lab ID	Sample ID	Method	Analysts	Analytes Reported	Laboratory
92590640001	**14401_HC_RD**	MADEP VPH	MAD	6	PASI-C
		EPA 6010D	CRW	1	PASI-A
		SM 6200B	CL	64	PASI-C

PASI-A = Pace Analytical Services - Asheville
PASI-C = Pace Analytical Services - Charlotte

This report shall not be reproduced, except in full,
without the written consent of Pace Analytical Services, LLC.

Pace Analytical Services, LLC
9800 Kincey Ave. Suite 100
Huntersville, NC 28078
(704)875-9092

ANALYTICAL RESULTS

Project: 2020-L1-2448
Pace Project No.: 92590640

Sample: 14401_HC_RD **Lab ID: 92590640001** Collected: 03/01/22 09:40 Received: 03/01/22 12:00 Matrix: Water

Parameters	Results	Units	Report Limit	MDL	DF	Prepared	Analyzed	CAS No.	Qual
VPH NC Water	Analytical Method: MADEP VPH								
	Pace Analytical Services - Charlotte								
Total VPH (C5-C12)	ND	ug/L	50.0	50.0	1		03/04/22 08:56		N2
Aliphatic (C05-C08)	ND	ug/L	50.0	50.0	1		03/04/22 08:56		N2
Aliphatic(C09-C12) Adjusted	ND	ug/L	50.0	50.0	1		03/04/22 08:56		N2
Aromatic (C09-C10)	ND	ug/L	50.0	50.0	1		03/04/22 08:56		N2
Surrogates									
4-Bromofluorobenzene (FID) (S)	98	%	70-130		1		03/04/22 08:56	460-00-4	
4-Bromofluorobenzene (PID) (S)	89	%	70-130		1		03/04/22 08:56	460-00-4	
6010 MET ICP	Analytical Method: EPA 6010D Preparation Method: EPA 3010A								
	Pace Analytical Services - Asheville								
Lead	ND	ug/L	5.0	4.5	1	03/09/22 11:32	03/14/22 14:17	7439-92-1	
6200B MSV	Analytical Method: SM 6200B								
	Pace Analytical Services - Charlotte								
Benzene	ND	ug/L	0.50	0.34	1		03/03/22 20:08	71-43-2	
Bromobenzene	ND	ug/L	0.50	0.29	1		03/03/22 20:08	108-86-1	
Bromochloromethane	ND	ug/L	0.50	0.47	1		03/03/22 20:08	74-97-5	
Bromodichloromethane	ND	ug/L	0.50	0.31	1		03/03/22 20:08	75-27-4	
Bromoform	ND	ug/L	0.50	0.34	1		03/03/22 20:08	75-25-2	
Bromomethane	ND	ug/L	5.0	1.7	1		03/03/22 20:08	74-83-9	
n-Butylbenzene	ND	ug/L	0.50	0.49	1		03/03/22 20:08	104-51-8	
sec-Butylbenzene	ND	ug/L	0.50	0.40	1		03/03/22 20:08	135-98-8	
tert-Butylbenzene	ND	ug/L	0.50	0.32	1		03/03/22 20:08	98-06-6	
Carbon tetrachloride	ND	ug/L	0.50	0.33	1		03/03/22 20:08	56-23-5	
Chlorobenzene	ND	ug/L	0.50	0.28	1		03/03/22 20:08	108-90-7	
Chloroethane	ND	ug/L	1.0	0.65	1		03/03/22 20:08	75-00-3	
Chloroform	ND	ug/L	0.50	0.35	1		03/03/22 20:08	67-66-3	
Chloromethane	ND	ug/L	1.0	0.54	1		03/03/22 20:08	74-87-3	
2-Chlorotoluene	ND	ug/L	0.50	0.32	1		03/03/22 20:08	95-49-8	
4-Chlorotoluene	ND	ug/L	0.50	0.32	1		03/03/22 20:08	106-43-4	
1,2-Dibromo-3-chloropropane	ND	ug/L	1.0	0.34	1		03/03/22 20:08	96-12-8	
Dibromochloromethane	ND	ug/L	0.50	0.36	1		03/03/22 20:08	124-48-1	
1,2-Dibromoethane (EDB)	ND	ug/L	0.50	0.27	1		03/03/22 20:08	106-93-4	
Dibromomethane	ND	ug/L	0.50	0.39	1		03/03/22 20:08	74-95-3	
1,2-Dichlorobenzene	ND	ug/L	0.50	0.34	1		03/03/22 20:08	95-50-1	
1,3-Dichlorobenzene	ND	ug/L	0.50	0.34	1		03/03/22 20:08	541-73-1	
1,4-Dichlorobenzene	ND	ug/L	0.50	0.33	1		03/03/22 20:08	106-46-7	
Dichlorodifluoromethane	ND	ug/L	0.50	0.35	1		03/03/22 20:08	75-71-8	
1,1-Dichloroethane	ND	ug/L	0.50	0.37	1		03/03/22 20:08	75-34-3	
1,2-Dichloroethane	ND	ug/L	0.50	0.32	1		03/03/22 20:08	107-06-2	
1,1-Dichloroethene	ND	ug/L	0.50	0.35	1		03/03/22 20:08	75-35-4	
cis-1,2-Dichloroethene	ND	ug/L	0.50	0.38	1		03/03/22 20:08	156-59-2	
trans-1,2-Dichloroethene	ND	ug/L	0.50	0.40	1		03/03/22 20:08	156-60-5	
1,2-Dichloropropane	ND	ug/L	0.50	0.36	1		03/03/22 20:08	78-87-5	
1,3-Dichloropropane	ND	ug/L	0.50	0.28	1		03/03/22 20:08	142-28-9	

This report shall not be reproduced, except in full,
without the written consent of Pace Analytical Services, LLC.

Pace Analytical Services, LLC
9800 Kincey Ave. Suite 100
Huntersville, NC 28078
(704)875-9092

ANALYTICAL RESULTS

Project: 2020-L1-2448
Pace Project No.: 92590640

Sample: 14401_HC_RD **Lab ID: 92590640001** Collected: 03/01/22 09:40 Received: 03/01/22 12:00 Matrix: Water

Parameters	Results	Units	Report Limit	MDL	DF	Prepared	Analyzed	CAS No.	Qual
6200B MSV	Analytical Method: SM 6200B								
	Pace Analytical Services - Charlotte								
2,2-Dichloropropane	ND	ug/L	0.50	0.39	1		03/03/22 20:08	594-20-7	
1,1-Dichloropropene	ND	ug/L	0.50	0.43	1		03/03/22 20:08	563-58-6	
cis-1,3-Dichloropropene	ND	ug/L	0.50	0.36	1		03/03/22 20:08	10061-01-5	
trans-1,3-Dichloropropene	ND	ug/L	0.50	0.36	1		03/03/22 20:08	10061-02-6	
Diisopropyl ether	ND	ug/L	0.50	0.31	1		03/03/22 20:08	108-20-3	
Ethanol	ND	ug/L	200	72.2	1		03/03/22 20:08	64-17-5	
Ethylbenzene	ND	ug/L	0.50	0.30	1		03/03/22 20:08	100-41-4	
Hexachloro-1,3-butadiene	ND	ug/L	2.0	1.5	1		03/03/22 20:08	87-68-3	
Isopropylbenzene (Cumene)	ND	ug/L	0.50	0.33	1		03/03/22 20:08	98-82-8	
Methylene Chloride	ND	ug/L	2.0	2.0	1		03/03/22 20:08	75-09-2	
Methyl-tert-butyl ether	ND	ug/L	0.50	0.42	1		03/03/22 20:08	1634-04-4	
Naphthalene	ND	ug/L	2.0	0.64	1		03/03/22 20:08	91-20-3	
n-Propylbenzene	ND	ug/L	0.50	0.34	1		03/03/22 20:08	103-65-1	
Styrene	ND	ug/L	0.50	0.29	1		03/03/22 20:08	100-42-5	
1,1,1,2-Tetrachloroethane	ND	ug/L	0.50	0.31	1		03/03/22 20:08	630-20-6	
1,1,2,2-Tetrachloroethane	ND	ug/L	0.50	0.22	1		03/03/22 20:08	79-34-5	
Tetrachloroethene	ND	ug/L	0.50	0.29	1		03/03/22 20:08	127-18-4	
Toluene	ND	ug/L	0.50	0.48	1		03/03/22 20:08	108-88-3	
1,2,3-Trichlorobenzene	ND	ug/L	2.0	0.81	1		03/03/22 20:08	87-61-6	
1,2,4-Trichlorobenzene	ND	ug/L	2.0	0.64	1		03/03/22 20:08	120-82-1	
1,1,1-Trichloroethane	ND	ug/L	0.50	0.33	1		03/03/22 20:08	71-55-6	
1,1,2-Trichloroethane	ND	ug/L	0.50	0.32	1		03/03/22 20:08	79-00-5	
Trichloroethene	ND	ug/L	0.50	0.38	1		03/03/22 20:08	79-01-6	
Trichlorofluoromethane	ND	ug/L	1.0	0.30	1		03/03/22 20:08	75-69-4	
1,2,3-Trichloropropane	ND	ug/L	0.50	0.26	1		03/03/22 20:08	96-18-4	
1,2,4-Trimethylbenzene	ND	ug/L	0.50	0.50	1		03/03/22 20:08	95-63-6	
1,3,5-Trimethylbenzene	ND	ug/L	0.50	0.33	1		03/03/22 20:08	108-67-8	
Vinyl chloride	ND	ug/L	1.0	0.39	1		03/03/22 20:08	75-01-4	
m&p-Xylene	ND	ug/L	1.0	0.71	1		03/03/22 20:08	179601-23-1	
o-Xylene	ND	ug/L	0.50	0.34	1		03/03/22 20:08	95-47-6	
Surrogates									
1,2-Dichloroethane-d4 (S)	101	%	70-130		1		03/03/22 20:08	17060-07-0	
4-Bromofluorobenzene (S)	97	%	70-130		1		03/03/22 20:08	460-00-4	
Toluene-d8 (S)	100	%	70-130		1		03/03/22 20:08	2037-26-5	

This report shall not be reproduced, except in full,
without the written consent of Pace Analytical Services, LLC.

Pace Analytical Services, LLC
9800 Kincey Ave. Suite 100
Huntersville, NC 28078
(704)875-9092

QUALITY CONTROL DATA

Project: 2020-L1-2448
Pace Project No.: 92590640

QC Batch: 682385
QC Batch Method: MADEP VPH
Analysis Method: MADEP VPH
Analysis Description: VPH NC Water
Laboratory: Pace Analytical Services - Charlotte
Associated Lab Samples: 92590640001

METHOD BLANK: 3569480
Matrix: Water
Associated Lab Samples: 92590640001

Parameter	Units	Blank Result	Reporting Limit	MDL	Analyzed	Qualifiers
Aliphatic (C05-C08)	ug/L	ND	50.0	50.0	03/03/22 16:09	N2
Aromatic (C09-C10)	ug/L	ND	50.0	50.0	03/03/22 16:09	N2
4-Bromofluorobenzene (FID) (S)	%	91	70-130		03/03/22 16:09	
4-Bromofluorobenzene (PID) (S)	%	82	70-130		03/03/22 16:09	

LABORATORY CONTROL SAMPLE & LCSD: 3569481 3569482

Parameter	Units	Spike Conc.	LCS Result	LCSD Result	LCS % Rec	LCSD % Rec	% Rec Limits	RPD	Max RPD	Qualifiers
Aliphatic (C05-C08)	ug/L	300	275	270	92	90	70-130	2	25	N2
Aromatic (C09-C10)	ug/L	100	97.2	99.4	97	99	70-130	2	25	N2
4-Bromofluorobenzene (FID) (S)	%				99	100	70-130			
4-Bromofluorobenzene (PID) (S)	%				89	89	70-130			

Results presented on this page are in the units indicated by the "Units" column except where an alternate unit is presented to the right of the result.

This report shall not be reproduced, except in full,
without the written consent of Pace Analytical Services, LLC.

Pace Analytical Services, LLC
9800 Kincey Ave. Suite 100
Huntersville, NC 28078
(704)875-9092

QUALITY CONTROL DATA

Project: 2020-L1-2448
Pace Project No.: 92590640

QC Batch: 683398
QC Batch Method: EPA 3010A
Analysis Method: EPA 6010D
Analysis Description: 6010 MET
Laboratory: Pace Analytical Services - Asheville
Associated Lab Samples: 92590640001

METHOD BLANK: 3574420 Matrix: Water
Associated Lab Samples: 92590640001

Parameter	Units	Blank Result	Reporting Limit	MDL	Analyzed	Qualifiers
Lead	ug/L	ND	5.0	4.5	03/14/22 13:48	

LABORATORY CONTROL SAMPLE: 3574421

Parameter	Units	Spike Conc.	LCS Result	LCS % Rec	% Rec Limits	Qualifiers
Lead	ug/L	500	448	90	80-120	

MATRIX SPIKE & MATRIX SPIKE DUPLICATE: 3574422 3574423

Parameter	Units	92590609001 Result	MS Spike Conc.	MSD Spike Conc.	MS Result	MSD Result	MS % Rec	MSD % Rec	% Rec Limits	RPD	Max RPD	Qual
Lead	ug/L	ND	500	500	473	471	95	94	75-125	1	20	

Results presented on this page are in the units indicated by the "Units" column except where an alternate unit is presented to the right of the result.

This report shall not be reproduced, except in full,
without the written consent of Pace Analytical Services, LLC.

Pace Analytical Services, LLC
9800 Kincey Ave. Suite 100
Huntersville, NC 28078
(704)875-9092

QUALITY CONTROL DATA

Project: 2020-L1-2448
Pace Project No.: 92590640

QC Batch: 681894
QC Batch Method: SM 6200B
Analysis Method: SM 6200B
Analysis Description: 6200B MSV
Laboratory: Pace Analytical Services - Charlotte
Associated Lab Samples: 92590640001

METHOD BLANK: 3566683
Matrix: Water
Associated Lab Samples: 92590640001

Parameter	Units	Blank Result	Reporting Limit	MDL	Analyzed	Qualifiers
1,1,1,2-Tetrachloroethane	ug/L	ND	0.50	0.31	03/03/22 13:44	
1,1,1-Trichloroethane	ug/L	ND	0.50	0.33	03/03/22 13:44	
1,1,2,2-Tetrachloroethane	ug/L	ND	0.50	0.22	03/03/22 13:44	
1,1,2-Trichloroethane	ug/L	ND	0.50	0.32	03/03/22 13:44	
1,1-Dichloroethane	ug/L	ND	0.50	0.37	03/03/22 13:44	
1,1-Dichloroethene	ug/L	ND	0.50	0.35	03/03/22 13:44	
1,1-Dichloropropene	ug/L	ND	0.50	0.43	03/03/22 13:44	
1,2,3-Trichlorobenzene	ug/L	ND	2.0	0.81	03/03/22 13:44	
1,2,3-Trichloropropane	ug/L	ND	0.50	0.26	03/03/22 13:44	
1,2,4-Trichlorobenzene	ug/L	ND	2.0	0.64	03/03/22 13:44	
1,2,4-Trimethylbenzene	ug/L	ND	0.50	0.50	03/03/22 13:44	
1,2-Dibromo-3-chloropropane	ug/L	ND	1.0	0.34	03/03/22 13:44	
1,2-Dibromoethane (EDB)	ug/L	ND	0.50	0.27	03/03/22 13:44	
1,2-Dichlorobenzene	ug/L	ND	0.50	0.34	03/03/22 13:44	
1,2-Dichloroethane	ug/L	ND	0.50	0.32	03/03/22 13:44	
1,2-Dichloropropane	ug/L	ND	0.50	0.36	03/03/22 13:44	
1,3,5-Trimethylbenzene	ug/L	ND	0.50	0.33	03/03/22 13:44	
1,3-Dichlorobenzene	ug/L	ND	0.50	0.34	03/03/22 13:44	
1,3-Dichloropropane	ug/L	ND	0.50	0.28	03/03/22 13:44	
1,4-Dichlorobenzene	ug/L	ND	0.50	0.33	03/03/22 13:44	
2,2-Dichloropropane	ug/L	ND	0.50	0.39	03/03/22 13:44	
2-Chlorotoluene	ug/L	ND	0.50	0.32	03/03/22 13:44	
4-Chlorotoluene	ug/L	ND	0.50	0.32	03/03/22 13:44	
Benzene	ug/L	ND	0.50	0.34	03/03/22 13:44	
Bromobenzene	ug/L	ND	0.50	0.29	03/03/22 13:44	
Bromochloromethane	ug/L	ND	0.50	0.47	03/03/22 13:44	
Bromodichloromethane	ug/L	ND	0.50	0.31	03/03/22 13:44	
Bromoform	ug/L	ND	0.50	0.34	03/03/22 13:44	
Bromomethane	ug/L	ND	5.0	1.7	03/03/22 13:44	
Carbon tetrachloride	ug/L	ND	0.50	0.33	03/03/22 13:44	
Chlorobenzene	ug/L	ND	0.50	0.28	03/03/22 13:44	
Chloroethane	ug/L	ND	1.0	0.65	03/03/22 13:44	
Chloroform	ug/L	ND	0.50	0.35	03/03/22 13:44	
Chloromethane	ug/L	ND	1.0	0.54	03/03/22 13:44	
cis-1,2-Dichloroethene	ug/L	ND	0.50	0.38	03/03/22 13:44	
cis-1,3-Dichloropropene	ug/L	ND	0.50	0.36	03/03/22 13:44	
Dibromochloromethane	ug/L	ND	0.50	0.36	03/03/22 13:44	
Dibromomethane	ug/L	ND	0.50	0.39	03/03/22 13:44	
Dichlorodifluoromethane	ug/L	ND	0.50	0.35	03/03/22 13:44	
Diisopropyl ether	ug/L	ND	0.50	0.31	03/03/22 13:44	

Results presented on this page are in the units indicated by the "Units" column except where an alternate unit is presented to the right of the result.

REPORT OF LABORATORY ANALYSIS

This report shall not be reproduced, except in full,
without the written consent of Pace Analytical Services, LLC.

Pace Analytical Services, LLC
9800 Kincey Ave. Suite 100
Huntersville, NC 28078
(704)875-9092

QUALITY CONTROL DATA

Project: 2020-L1-2448
Pace Project No.: 92590640

METHOD BLANK: 3566683 Matrix: Water
Associated Lab Samples: 92590640001

Parameter	Units	Blank Result	Reporting Limit	MDL	Analyzed	Qualifiers
Ethanol	ug/L	ND	200	72.2	03/03/22 13:44	
Ethylbenzene	ug/L	ND	0.50	0.30	03/03/22 13:44	
Hexachloro-1,3-butadiene	ug/L	ND	2.0	1.5	03/03/22 13:44	
Isopropylbenzene (Cumene)	ug/L	ND	0.50	0.33	03/03/22 13:44	
m&p-Xylene	ug/L	ND	1.0	0.71	03/03/22 13:44	
Methyl-tert-butyl ether	ug/L	ND	0.50	0.42	03/03/22 13:44	
Methylene Chloride	ug/L	ND	2.0	2.0	03/03/22 13:44	
n-Butylbenzene	ug/L	ND	0.50	0.49	03/03/22 13:44	
n-Propylbenzene	ug/L	ND	0.50	0.34	03/03/22 13:44	
Naphthalene	ug/L	ND	2.0	0.64	03/03/22 13:44	
o-Xylene	ug/L	ND	0.50	0.34	03/03/22 13:44	
sec-Butylbenzene	ug/L	ND	0.50	0.40	03/03/22 13:44	
Styrene	ug/L	ND	0.50	0.29	03/03/22 13:44	
tert-Butylbenzene	ug/L	ND	0.50	0.32	03/03/22 13:44	
Tetrachloroethene	ug/L	ND	0.50	0.29	03/03/22 13:44	
Toluene	ug/L	ND	0.50	0.48	03/03/22 13:44	
trans-1,2-Dichloroethene	ug/L	ND	0.50	0.40	03/03/22 13:44	
trans-1,3-Dichloropropene	ug/L	ND	0.50	0.36	03/03/22 13:44	
Trichloroethene	ug/L	ND	0.50	0.38	03/03/22 13:44	
Trichlorofluoromethane	ug/L	ND	1.0	0.30	03/03/22 13:44	
Vinyl chloride	ug/L	ND	1.0	0.39	03/03/22 13:44	
1,2-Dichloroethane-d4 (S)	%	99	70-130		03/03/22 13:44	
4-Bromofluorobenzene (S)	%	100	70-130		03/03/22 13:44	
Toluene-d8 (S)	%	100	70-130		03/03/22 13:44	

LABORATORY CONTROL SAMPLE: 3566684

Parameter	Units	Spike Conc.	LCS Result	LCS % Rec	% Rec Limits	Qualifiers
1,1,1,2-Tetrachloroethane	ug/L	50	47.8	96	60-140	
1,1,1-Trichloroethane	ug/L	50	45.4	91	60-140	
1,1,2,2-Tetrachloroethane	ug/L	50	46.4	93	60-140	
1,1,2-Trichloroethane	ug/L	50	46.5	93	60-140	
1,1-Dichloroethane	ug/L	50	44.6	89	60-140	
1,1-Dichloroethene	ug/L	50	44.7	89	60-140	
1,1-Dichloropropene	ug/L	50	48.5	97	60-140	
1,2,3-Trichlorobenzene	ug/L	50	50.0	100	60-140	
1,2,3-Trichloropropane	ug/L	50	49.8	100	60-140	
1,2,4-Trichlorobenzene	ug/L	50	48.7	97	60-140	
1,2,4-Trimethylbenzene	ug/L	50	44.3	89	60-140	
1,2-Dibromo-3-chloropropane	ug/L	50	49.7	99	60-140	
1,2-Dibromoethane (EDB)	ug/L	50	46.7	93	60-140	
1,2-Dichlorobenzene	ug/L	50	43.7	87	60-140	
1,2-Dichloroethane	ug/L	50	43.0	86	60-140	
1,2-Dichloropropane	ug/L	50	46.4	93	60-140	

Results presented on this page are in the units indicated by the "Units" column except where an alternate unit is presented to the right of the result.

This report shall not be reproduced, except in full,
without the written consent of Pace Analytical Services, LLC.

Pace Analytical Services, LLC
9800 Kincey Ave. Suite 100
Huntersville, NC 28078
(704)875-9092

QUALITY CONTROL DATA

Project: 2020-L1-2448
Pace Project No.: 92590640

LABORATORY CONTROL SAMPLE: 3566684

Parameter	Units	Spike Conc.	LCS Result	LCS % Rec	% Rec Limits	Qualifiers
1,3,5-Trimethylbenzene	ug/L	50	45.8	92	60-140	
1,3-Dichlorobenzene	ug/L	50	44.7	89	60-140	
1,3-Dichloropropane	ug/L	50	45.3	91	60-140	
1,4-Dichlorobenzene	ug/L	50	44.5	89	60-140	
2,2-Dichloropropane	ug/L	50	46.7	93	60-140	
2-Chlorotoluene	ug/L	50	44.4	89	60-140	
4-Chlorotoluene	ug/L	50	43.7	87	60-140	
Benzene	ug/L	50	44.5	89	60-140	
Bromobenzene	ug/L	50	44.7	89	60-140	
Bromochloromethane	ug/L	50	46.1	92	60-140	
Bromodichloromethane	ug/L	50	46.8	94	60-140	
Bromoform	ug/L	50	49.7	99	60-140	
Bromomethane	ug/L	50	47.3	95	60-140	
Carbon tetrachloride	ug/L	50	43.5	87	60-140	
Chlorobenzene	ug/L	50	45.9	92	60-140	
Chloroethane	ug/L	50	39.8	80	60-140	
Chloroform	ug/L	50	44.7	89	60-140	
Chloromethane	ug/L	50	42.5	85	60-140	
cis-1,2-Dichloroethene	ug/L	50	45.0	90	60-140	
cis-1,3-Dichloropropene	ug/L	50	48.1	96	60-140	
Dibromochloromethane	ug/L	50	45.5	91	60-140	
Dibromomethane	ug/L	50	46.2	92	60-140	
Dichlorodifluoromethane	ug/L	50	39.8	80	60-140	
Diisopropyl ether	ug/L	50	43.7	87	60-140	
Ethanol	ug/L	2000	1830	92	60-140	
Ethylbenzene	ug/L	50	45.2	90	60-140	
Hexachloro-1,3-butadiene	ug/L	50	48.5	97	60-140	
Isopropylbenzene (Cumene)	ug/L	50	46.8	94	60-140	
m&p-Xylene	ug/L	100	90.3	90	60-140	
Methyl-tert-butyl ether	ug/L	50	46.6	93	60-140	
Methylene Chloride	ug/L	50	49.5	99	60-140	
n-Butylbenzene	ug/L	50	47.0	94	60-140	
n-Propylbenzene	ug/L	50	44.5	89	60-140	
Naphthalene	ug/L	50	50.0	100	60-140	
o-Xylene	ug/L	50	45.6	91	60-140	
sec-Butylbenzene	ug/L	50	45.0	90	60-140	
Styrene	ug/L	50	47.6	95	60-140	
tert-Butylbenzene	ug/L	50	45.1	90	60-140	
Tetrachloroethene	ug/L	50	46.7	93	60-140	
Toluene	ug/L	50	43.6	87	60-140	
trans-1,2-Dichloroethene	ug/L	50	45.5	91	60-140	
trans-1,3-Dichloropropene	ug/L	50	47.9	96	60-140	
Trichloroethene	ug/L	50	44.9	90	60-140	
Trichlorofluoromethane	ug/L	50	39.5	79	60-140	
Vinyl chloride	ug/L	50	45.4	91	60-140	
1,2-Dichloroethane-d4 (S)	%			103	70-130	
4-Bromofluorobenzene (S)	%			97	70-130	

Results presented on this page are in the units indicated by the "Units" column except where an alternate unit is presented to the right of the result.

This report shall not be reproduced, except in full,
without the written consent of Pace Analytical Services, LLC.

Pace Analytical Services, LLC
9800 Kincey Ave. Suite 100
Huntersville, NC 28078
(704)875-9092

QUALITY CONTROL DATA

Project: 2020-L1-2448
Pace Project No.: 92590640

LABORATORY CONTROL SAMPLE: 3566684

Parameter	Units	Spike Conc.	LCS Result	LCS % Rec	% Rec Limits	Qualifiers
Toluene-d8 (S)	%			99	70-130	

MATRIX SPIKE & MATRIX SPIKE DUPLICATE: 3566685 3566686

Parameter	Units	92590778018 Result	MS Spike Conc.	MSD Spike Conc.	MS Result	MSD Result	MS % Rec	MSD % Rec	% Rec Limits	RPD	Max RPD	Qual
1,1,1,2-Tetrachloroethane	ug/L	ND	20	20	22.1	22.4	111	112	60-140	1	30	
1,1,1-Trichloroethane	ug/L	ND	20	20	21.8	22.2	109	111	60-140	2	30	
1,1,2,2-Tetrachloroethane	ug/L	ND	20	20	22.0	22.0	110	110	60-140	0	30	
1,1,2-Trichloroethane	ug/L	ND	20	20	21.6	21.5	108	108	60-140	0	30	
1,1-Dichloroethane	ug/L	ND	20	20	21.4	21.6	107	108	60-140	1	30	
1,1-Dichloroethene	ug/L	ND	20	20	21.3	21.9	106	109	60-140	3	30	
1,1-Dichloropropene	ug/L	ND	20	20	23.4	23.8	117	119	60-140	2	30	
1,2,3-Trichlorobenzene	ug/L	ND	20	20	24.5	25.0	122	125	60-140	2	30	
1,2,3-Trichloropropane	ug/L	ND	20	20	23.5	21.5	118	108	60-140	9	30	
1,2,4-Trichlorobenzene	ug/L	ND	20	20	23.7	23.8	119	119	60-140	0	30	
1,2,4-Trimethylbenzene	ug/L	ND	20	20	21.3	21.6	106	108	60-140	1	30	
1,2-Dibromo-3-chloropropane	ug/L	ND	20	20	23.6	23.7	118	119	60-140	1	30	
1,2-Dibromoethane (EDB)	ug/L	ND	20	20	22.2	22.3	111	112	60-140	1	30	
1,2-Dichlorobenzene	ug/L	ND	20	20	21.5	22.2	107	111	60-140	3	30	
1,2-Dichloroethane	ug/L	ND	20	20	20.2	20.7	101	103	60-140	3	30	
1,2-Dichloropropane	ug/L	ND	20	20	21.9	22.0	110	110	60-140	0	30	
1,3,5-Trimethylbenzene	ug/L	ND	20	20	22.3	23.0	111	115	60-140	3	30	
1,3-Dichlorobenzene	ug/L	ND	20	20	21.4	22.4	107	112	60-140	5	30	
1,3-Dichloropropane	ug/L	ND	20	20	21.6	21.5	108	107	60-140	1	30	
1,4-Dichlorobenzene	ug/L	ND	20	20	20.6	21.5	103	107	60-140	4	30	
2,2-Dichloropropane	ug/L	ND	20	20	22.5	22.2	113	111	60-140	1	30	
2-Chlorotoluene	ug/L	ND	20	20	21.3	21.9	107	110	60-140	3	30	
4-Chlorotoluene	ug/L	ND	20	20	20.8	21.8	104	109	60-140	5	30	
Benzene	ug/L	ND	20	20	21.4	21.8	107	109	60-140	2	30	
Bromobenzene	ug/L	ND	20	20	22.0	23.1	110	115	60-140	5	30	
Bromochloromethane	ug/L	ND	20	20	22.4	22.1	112	110	60-140	2	30	
Bromodichloromethane	ug/L	ND	20	20	21.6	21.8	108	109	60-140	1	30	
Bromoform	ug/L	ND	20	20	22.5	21.9	113	109	60-140	3	30	
Bromomethane	ug/L	ND	20	20	26.6	25.4	133	127	60-140	5	30	
Carbon tetrachloride	ug/L	ND	20	20	20.7	20.6	103	103	60-140	0	30	
Chlorobenzene	ug/L	ND	20	20	22.0	22.1	110	111	60-140	1	30	
Chloroethane	ug/L	ND	20	20	23.8	23.5	119	117	60-140	1	30	
Chloroform	ug/L	ND	20	20	21.5	22.8	108	114	60-140	6	30	
Chloromethane	ug/L	ND	20	20	20.1	19.9	101	100	60-140	1	30	
cis-1,2-Dichloroethene	ug/L	ND	20	20	21.4	21.9	107	109	60-140	2	30	
cis-1,3-Dichloropropene	ug/L	ND	20	20	21.9	21.9	110	109	60-140	0	30	
Dibromochloromethane	ug/L	ND	20	20	20.5	21.4	102	107	60-140	4	30	
Dibromomethane	ug/L	ND	20	20	21.7	21.9	108	109	60-140	1	30	

Results presented on this page are in the units indicated by the "Units" column except where an alternate unit is presented to the right of the result.

REPORT OF LABORATORY ANALYSIS

This report shall not be reproduced, except in full,
without the written consent of Pace Analytical Services, LLC.

Pace Analytical Services, LLC
9800 Kincey Ave. Suite 100
Huntersville, NC 28078
(704)875-9092

QUALITY CONTROL DATA

Project: 2020-L1-2448
Pace Project No.: 92590640

MATRIX SPIKE & MATRIX SPIKE DUPLICATE: 3566685 3566686

Parameter	Units	92590778018 Result	MS Spike Conc.	MSD Spike Conc.	MS Result	MSD Result	MS % Rec	MSD % Rec	% Rec Limits	RPD	Max RPD	Qual
Dichlorodifluoromethane	ug/L	ND	20	20	21.2	21.7	106	108	60-140	2	30	
Diisopropyl ether	ug/L	ND	20	20	19.7	20.1	99	100	60-140	2	30	
Ethanol	ug/L	ND	800	800	864	876	108	110	60-140	1	30	
Ethylbenzene	ug/L	ND	20	20	21.9	22.2	110	111	60-140	1	30	
Hexachloro-1,3-butadiene	ug/L	ND	20	20	24.0	25.0	120	125	60-140	4	30	
Isopropylbenzene (Cumene)	ug/L	ND	20	20	22.6	22.9	113	115	60-140	1	30	
m&p-Xylene	ug/L	ND	40	40	44.1	43.9	110	110	60-140	0	30	
Methyl-tert-butyl ether	ug/L	ND	20	20	21.0	21.7	105	108	60-140	3	30	
Methylene Chloride	ug/L	ND	20	20	21.2	21.7	106	109	60-140	2	30	
n-Butylbenzene	ug/L	ND	20	20	22.7	23.2	113	116	60-140	2	30	
n-Propylbenzene	ug/L	ND	20	20	21.7	22.5	108	112	60-140	4	30	
Naphthalene	ug/L	ND	20	20	24.9	25.0	125	125	60-140	0	30	
o-Xylene	ug/L	ND	20	20	21.9	22.0	110	110	60-140	0	30	
sec-Butylbenzene	ug/L	ND	20	20	22.1	22.5	111	113	60-140	2	30	
Styrene	ug/L	ND	20	20	22.4	22.7	112	114	60-140	1	30	
tert-Butylbenzene	ug/L	ND	20	20	18.7	19.3	94	96	60-140	3	30	
Tetrachloroethene	ug/L	ND	20	20	22.2	22.4	111	112	60-140	1	30	
Toluene	ug/L	ND	20	20	21.1	20.9	105	104	60-140	1	30	
trans-1,2-Dichloroethene	ug/L	ND	20	20	22.0	22.3	110	112	60-140	1	30	
trans-1,3-Dichloropropene	ug/L	ND	20	20	21.9	21.6	109	108	60-140	1	30	
Trichloroethene	ug/L	ND	20	20	21.4	21.4	107	107	60-140	0	30	
Trichlorofluoromethane	ug/L	ND	20	20	20.2	20.4	101	102	60-140	1	30	
Vinyl chloride	ug/L	ND	20	20	21.9	21.9	110	110	60-140	0	30	
1,2-Dichloroethane-d4 (S)	%						99	101	70-130			
4-Bromofluorobenzene (S)	%						101	100	70-130			
Toluene-d8 (S)	%						99	98	70-130			

Results presented on this page are in the units indicated by the "Units" column except where an alternate unit is presented to the right of the result.

This report shall not be reproduced, except in full,
without the written consent of Pace Analytical Services, LLC.

Pace Analytical Services, LLC
9800 Kincey Ave. Suite 100
Huntersville, NC 28078
(704)875-9092

QUALIFIERS

Project: 2020-L1-2448
Pace Project No.: 92590640

DEFINITIONS

DF - Dilution Factor, if reported, represents the factor applied to the reported data due to dilution of the sample aliquot.

ND - Not Detected at or above adjusted reporting limit.

TNTC - Too Numerous To Count

J - Estimated concentration above the adjusted method detection limit and below the adjusted reporting limit.

MDL - Adjusted Method Detection Limit.

PQL - Practical Quantitation Limit.

RL - Reporting Limit - The lowest concentration value that meets project requirements for quantitative data with known precision and bias for a specific analyte in a specific matrix.

S - Surrogate

1,2-Diphenylhydrazine decomposes to and cannot be separated from Azobenzene using Method 8270. The result for each analyte is a combined concentration.

Consistent with EPA guidelines, unrounded data are displayed and have been used to calculate % recovery and RPD values.

LCS(D) - Laboratory Control Sample (Duplicate)

MS(D) - Matrix Spike (Duplicate)

DUP - Sample Duplicate

RPD - Relative Percent Difference

NC - Not Calculable.

SG - Silica Gel - Clean-Up

U - Indicates the compound was analyzed for, but not detected.

Acid preservation may not be appropriate for 2 Chloroethylvinyl ether.

A separate vial preserved to a pH of 4-5 is recommended in SW846 Chapter 4 for the analysis of Acrolein and Acrylonitrile by EPA Method 8260.

N-Nitrosodiphenylamine decomposes and cannot be separated from Diphenylamine using Method 8270. The result reported for each analyte is a combined concentration.

Reported results are not rounded until the final step prior to reporting. Therefore, calculated parameters that are typically reported as "Total" may vary slightly from the sum of the reported component parameters.

Pace Analytical is TNI accredited. Contact your Pace PM for the current list of accredited analytes.

TNI - The NELAC Institute.

ANALYTE QUALIFIERS

N2	The lab does not hold NELAC/TNI accreditation for this parameter but other accreditations/certifications may apply. A complete list of accreditations/certifications is available upon request.

This report shall not be reproduced, except in full,
without the written consent of Pace Analytical Services, LLC.

Pace Analytical Services, LLC
9800 Kincey Ave. Suite 100
Huntersville, NC 28078
(704)875-9092

QUALITY CONTROL DATA CROSS REFERENCE TABLE

Project: 2020-L1-2448
Pace Project No.: 92590640

Lab ID	Sample ID	QC Batch Method	QC Batch	Analytical Method	Analytical Batch
92590640001	**14401_HC_RD**	MADEP VPH	682385		
92590640001	**14401_HC_RD**	EPA 3010A	683398	EPA 6010D	683588
92590640001	**14401_HC_RD**	SM 6200B	681894		

This report shall not be reproduced, except in full,
without the written consent of Pace Analytical Services, LLC.

Pace Analytical

CHAIN-OF-CUSTODY Analytical Request Document

Chain-of-Custody is a LEGAL DOCUMENT - Complete all relevent fields

LAB WO#: 92590640

92590640

Company: Apex Companies

Address:

Billing Information:

Report To: Andrew Street

Email To: andrew.street@apexcos.com

Copy To:

Site Collection Info/Address:

Customer Project Name/Number: 2020-LI-2448

State: NC County/City: Huntersville Time Zone Collected: [ ] PT [ ] MT [ ] CT [ ] ET

Phone:
Email:

Site/Facility ID #:

Compliance Monitoring? [ ] Yes [ ] No

Collected By (print): Jamie Hemmer / Roger Cantley

Purchase Order #:
Quote #:

DW PWS ID #:
DW Location Code:

Collected By (signature):

Turnaround Date Required: ASAP

Immediately Packed on Ice: [✓] Yes [ ] No

Sample Disposal: [✓] Dispose as appropriate [ ] Return [ ] Archive: _____ [ ] Hold: _____

Rush: [ ] Same Day [ ] Next Day [ ] 2 Day [ ] 3 Day [ ] 4 Day [ ] 5 Day (Expedite Charges Apply)

Field Filtered (if applicable): [ ] Yes [ ] No
Analysis: _____

** Preservative Types: (1) nitric acid, (2) sulfuric acid, (3) hydrochloric acid, (4) sodium hydroxide, (5) zinc acetate, (6) methanol, (7) sodium bisulfate, (8) sodium thiosulfate, (9) hexane, (A) ascorbic acid, (B) ammonium sulfate, (C) ammonium hydroxide, (D) TSP, (U) Unpreserved, (O) Other _____

Lab Project Manager:

Lab Profile/Line:

* Matrix Codes (Insert in Matrix box below): Drinking Water (DW), Ground Water (GW), Wastewater (WW), Product (P), Soil/Solid (SL), Oil (OL), Wipe (WP), Air (AR), Tissue (TS), Bioassay (B), Vapor (V), Other (OT)

Customer Sample ID	Matrix *	Comp / Grab	Collected (or Composite Start) Date	Collected (or Composite Start) Time	Composite End Date	Composite End Time	Res Cl	# of Ctns	VOCs 6200B	MADEP VPH	Lead							Lab Sample # / Comments
14401_HC_RD	SL	G	3/1/22	0940	—	—		8	X	X	X							92590640 001

Lab Sample Receipt Checklist:

Custody Seals Present/Intact	Y	(N)	NA
Custody Signatures Present	(Y)	N	NA
Collector Signature Present	(Y)	N	NA
Bottles Intact	(Y)	N	NA
Correct Bottles	(Y)	N	NA
Sufficient Volume	(Y)	N	NA
Samples Received on Ice	(Y)	N	NA
VOA - Headspace Acceptable	(Y)	N	NA
USDA Regulated Soils	Y	N	(NA)
Samples in Holding Time	(Y)	N	NA
Residual Chlorine Present	Y	N	(NA)
Cl Strips: _____			
Sample pH Acceptable	(Y)	N	NA
pH Strips: 223819 4V			
Sulfide Present	Y	N	(NA)
Lead Acetate Strips: _____			

LAB USE ONLY:
Lab Sample # / Comments:

Customer Remarks / Special Conditions / Possible Hazards:

Type of Ice Used: (Wet) Blue Dry None

Packing Material Used:

Radchem sample(s) screened (<500 cpm): Y N NA

SHORT HOLDS PRESENT (<72 hours): Y (N) N/A

Lab Tracking #: 2683862

Samples received via: FEDEX UPS (Client) Courier Pace Courier

Lab Sample Temperature Info:
Temp Blank Received: Y (N) NA
Therm ID#: 92T464
Cooler 1 Temp Upon Receipt: 5.6 oC
Cooler 1 Therm Corr. Factor: 0 oC
Cooler 1 Corrected Temp: 5.6 oC
Comments:

Relinquished by/Company: (Signature)	Date/Time:	Received by/Company: (Signature)	Date/Time:
[signature]	3-1-22 / 1200	JKC Pace [signature]	3-1-22 1200
Relinquished by/Company: (Signature)	Date/Time:	Received by/Company: (Signature)	Date/Time:
Relinquished by/Company: (Signature)	Date/Time:	Received by/Company: (Signature)	Date/Time:

MTJL LAB USE ONLY
Table #:
Acctnum:
Template:
Prelogin:
PM:
PB:

Trip Blank Received: Y (N) NA
HCL MeOH TSP Other

Non Conformance(s): YES / NO

Page: 1 of: 1

***Check mark top half of box if pH and/or dechlorination is verified and within the acceptance range for preservation samples.**

Exceptions: VOA, Coliform, TOC, Oil and Grease, DRO/8015 (water) DOC, LLHg

****Bottom half of box is to list number of bottles**

Proje WO# : 92590640

PM: AMB Due Date: 03/08/22

CLIENT: 92-APEX MOOR

Item#	BP4U-125 mL Plastic Unpreserved (N/A) (Cl-)	BP3U-250 mL Plastic Unpreserved (N/A)	BP2U-500 mL Plastic Unpreserved (N/A)	BP1U-1 liter Plastic Unpreserved (N/A)	BP4S-125 mL Plastic H2SO4 (pH < 2) (Cl-)	BP3N-250 mL plastic HNO3 (pH < 2)	BP4Z-125 mL Plastic ZN Acetate & NaOH (>9)	BP4B-125 mL Plastic NaOH (pH > 12) (Cl-)	WGFU-Wide-mouthed Glass jar Unpreserved	AG1U-1 liter Amber Unpreserved (N/A) (Cl-)	AG1H-1 liter Amber HCl (pH < 2)	AG3U-250 mL Amber Unpreserved (N/A) (Cl-)	AG1S-1 liter Amber H2SO4 (pH < 2)	AG3S-250 mL Amber H2SO4 (pH < 2)	AG3A(DG3A)-250 mL Amber NH4Cl (N/A)(Cl-)	DG9H-40 mL VOA HCl (N/A)	VG9T-40 mL VOA Na2S2O3 (N/A)	VG9U-40 mL VOA Unpreserved (N/A)	DG9P-40 mL VOA H3PO4 (N/A)	VOAK (3 vials per kit)-5035 kit (N/A)	V/GK (3 vials per kit)-VPH/Gas kit (N/A)	SP5T-125 mL Sterile Plastic (N/A – lab)	SP2T-250 mL Sterile Plastic (N/A – lab)		BP3A-250 mL Plastic (NH2)2SO4 (9.3-9.7)	AG0U-100 mL Amber Unpreserved vials (N/A)	VSGU-20 mL Scintillation vials (N/A)	DG9U-40 mL Amber Unpreserved vials (N/A)
1						1 ✓										7												
2																												
3																												
4																												
5																												
6																												
7																												
8																												
9																												
10																												
11																												
12																												

pH Adjustment Log for Preserved Samples

Sample ID	Type of Preservative	pH upon receipt	Date preservation adjusted	Time preservation adjusted	Amount of Preservative added	Lot #

Note: Whenever there is a discrepancy affecting North Carolina compliance samples, a copy of this form will be sent to the North Carolina DEHNR Certification Office (i.e. Out of hold, incorrect preservative, out of temp, incorrect containers.

Pace Analytical
www.pacelabs.com

Sample Receiving Non-Conformance Form (NCF)

Date: 3/1/22	**Evaluated by:** Kyle
Client: Apex Companies	

WO#: 92590640 **Pace ...ber**

PM: AMB Due Date: 03/08/22
CLIENT: 92-APEX MOOR

1. If Chain-of-Custody (COC) is not received: contact client and if necessary, fill out a COC and indicate that it was filled out by lab personnel. Note issues on this NCF.

2. If COC is incomplete, check applicable issues below and add details where appropriate:

	Collection date/time missing or incorrect		Analyses or analytes: missing or clarification needed		Samples listed on COC do not match samples received (missing, additional, etc.)
	Sample IDs on COC do not match sample labels		Required trip blanks were not received		Required signatures are missing

Comments/Details/Other Issues not listed above:

Sample matrix listed as soils but received water sample

3. Sample integrity issues: check applicable issues below and add details where appropriate:

	Samples: Past holding time		Samples: Condition needs to be brought to lab personnel's attention (details below)		Preservation: Improper
	Samples: Not field filtered		Containers: Broken or compromised		Temperature: not within acceptance criteria (typically 0-6C)
	Samples: Insufficient volume received		Containers: Incorrect		Temperature: Samples arrived frozen
	Samples: Cooler damaged or compromised		Custody Seals: Missing or compromised on samples, trip blanks or coolers		Vials received with improper headspace
	Samples: contain chlorine or sulfides		Packing Material: Insufficient/Improper		Other:

Comments/Details:

4. If Samples not preserved properly and Sample Receiving adjusts pH, add details below:

Sample ID:	Date/Time:	Amount/type pres added:
Preserved by:	Initial and Final pH:	Lot # of pres added:
Sample ID:	Date/Time:	Amount/type pres added:
Preserved by:	Initial and Final pH:	Lot # of pres added:
Sample ID:	Date/Time:	Amount/type pres added:
Preserved by:	Initial and Final pH:	Lot # of pres added:

5. Client Contact: If client is contacted for any issue listed above, fill in details below:

Client:	Contacted per:	
PM Initials:	Date/Time:	

Client Comments/Instructions:

F-ALL-C-011-rev.00, 05Jul2018

Pace Analytical Services, LLC
9800 Kincey Ave. Suite 100
Huntersville, NC 28078
(704)875-9092

March 15, 2022

Andrew Street
Apex Companies - NC
5900 Northwoods Business Pkwy
Suite 5900-0
Charlotte, NC 28269

RE: Project: 2020-L1-2448
Pace Project No.: 92590642

Dear Andrew Street:

Enclosed are the analytical results for sample(s) received by the laboratory on March 01, 2022. The results relate only to the samples included in this report. Results reported herein conform to the applicable TNI/NELAC Standards and the laboratory's Quality Manual, where applicable, unless otherwise noted in the body of the report.

The test results provided in this final report were generated by each of the following laboratories within the Pace Network:

- Pace Analytical Services - Asheville
- Pace Analytical Services - Charlotte

If you have any questions concerning this report, please feel free to contact me.

Sincerely,

Angela M. Baioni

Angela Baioni
angela.baioni@pacelabs.com
(704)875-9092
Project Manager

Enclosures

cc: J Culbreath, Colonial Pipeline Company
Naomi Fretz, APEX Companies, LLC
Robert Hughes, Colonial Pipeline
Cameron Lee, Montrose-EPS
Jamie Moran, APEX Companies, LLC
Jeff Morrison, Colonial Pipeline Company
Tom Naumann, APEX Companies - NC
Joe Nicolette, Montrose-EPS
Kaitlyn Nootens, Apex Companies
Christopher Schultz, Apex Companies
Matt Teixeira, Apex Companies, LLC
Michael Verdon, Colonial Pipeline Company
JM Wyatt, Colonial Pipeline Company

REPORT OF LABORATORY ANALYSIS

This report shall not be reproduced, except in full,
without the written consent of Pace Analytical Services, LLC.

Pace Analytical Services, LLC
9800 Kincey Ave. Suite 100
Huntersville, NC 28078
(704)875-9092

CERTIFICATIONS

Project: 2020-L1-2448
Pace Project No.: 92590642

Pace Analytical Services Charlotte

South Carolina Laboratory ID: 99006
9800 Kincey Ave. Ste 100, Huntersville, NC 28078
North Carolina Drinking Water Certification #: 37706
North Carolina Field Services Certification #: 5342
North Carolina Wastewater Certification #: 12
South Carolina Laboratory ID: 99006
South Carolina Certification #: 99006001
South Carolina Drinking Water Cert. #: 99006003
Florida/NELAP Certification #: E87627
Kentucky UST Certification #: 84
Louisiana DoH Drinking Water #: LA029
Virginia/VELAP Certification #: 460221

Pace Analytical Services Asheville

2225 Riverside Drive, Asheville, NC 28804
Florida/NELAP Certification #: E87648
North Carolina Drinking Water Certification #: 37712
North Carolina Wastewater Certification #: 40
South Carolina Laboratory ID: 99030
South Carolina Certification #: 99030001
Virginia/VELAP Certification #: 460222

This report shall not be reproduced, except in full,
without the written consent of Pace Analytical Services, LLC.

Pace Analytical Services, LLC
9800 Kincey Ave. Suite 100
Huntersville, NC 28078
(704)875-9092

SAMPLE SUMMARY

Project: 2020-L1-2448
Pace Project No.: 92590642

Lab ID	Sample ID	Matrix	Date Collected	Date Received
92590642001	**13835_AC_RD**	Water	03/01/22 10:50	03/01/22 12:00

This report shall not be reproduced, except in full,
without the written consent of Pace Analytical Services, LLC.

Pace Analytical Services, LLC
9800 Kincey Ave. Suite 100
Huntersville, NC 28078
(704)875-9092

SAMPLE ANALYTE COUNT

Project: 2020-L1-2448
Pace Project No.: 92590642

Lab ID	Sample ID	Method	Analysts	Analytes Reported	Laboratory
92590642001	**13835_AC_RD**	MADEP VPH	MAD	6	PASI-C
		EPA 6010D	CRW	1	PASI-A
		SM 6200B	CL	64	PASI-C

PASI-A = Pace Analytical Services - Asheville
PASI-C = Pace Analytical Services - Charlotte

This report shall not be reproduced, except in full,
without the written consent of Pace Analytical Services, LLC.

Pace Analytical Services, LLC
9800 Kincey Ave. Suite 100
Huntersville, NC 28078
(704)875-9092

ANALYTICAL RESULTS

Project: 2020-L1-2448
Pace Project No.: 92590642

Sample: 13835_AC_RD **Lab ID: 92590642001** Collected: 03/01/22 10:50 Received: 03/01/22 12:00 Matrix: Water

Parameters	Results	Units	Report Limit	MDL	DF	Prepared	Analyzed	CAS No.	Qual
VPH NC Water	Analytical Method: MADEP VPH								
	Pace Analytical Services - Charlotte								
Total VPH (C5-C12)	ND	ug/L	50.0	50.0	1		03/04/22 09:25		N2
Aliphatic (C05-C08)	ND	ug/L	50.0	50.0	1		03/04/22 09:25		N2
Aliphatic(C09-C12) Adjusted	ND	ug/L	50.0	50.0	1		03/04/22 09:25		N2
Aromatic (C09-C10)	ND	ug/L	50.0	50.0	1		03/04/22 09:25		N2
Surrogates									
4-Bromofluorobenzene (FID) (S)	100	%	70-130		1		03/04/22 09:25	460-00-4	
4-Bromofluorobenzene (PID) (S)	90	%	70-130		1		03/04/22 09:25	460-00-4	
6010 MET ICP	Analytical Method: EPA 6010D Preparation Method: EPA 3010A								
	Pace Analytical Services - Asheville								
Lead	ND	ug/L	5.0	4.5	1	03/09/22 11:32	03/14/22 14:20	7439-92-1	
6200B MSV	Analytical Method: SM 6200B								
	Pace Analytical Services - Charlotte								
Benzene	ND	ug/L	0.50	0.34	1		03/03/22 21:40	71-43-2	
Bromobenzene	ND	ug/L	0.50	0.29	1		03/03/22 21:40	108-86-1	
Bromochloromethane	ND	ug/L	0.50	0.47	1		03/03/22 21:40	74-97-5	
Bromodichloromethane	ND	ug/L	0.50	0.31	1		03/03/22 21:40	75-27-4	
Bromoform	ND	ug/L	0.50	0.34	1		03/03/22 21:40	75-25-2	
Bromomethane	ND	ug/L	5.0	1.7	1		03/03/22 21:40	74-83-9	
n-Butylbenzene	ND	ug/L	0.50	0.49	1		03/03/22 21:40	104-51-8	
sec-Butylbenzene	ND	ug/L	0.50	0.40	1		03/03/22 21:40	135-98-8	
tert-Butylbenzene	ND	ug/L	0.50	0.32	1		03/03/22 21:40	98-06-6	
Carbon tetrachloride	ND	ug/L	0.50	0.33	1		03/03/22 21:40	56-23-5	
Chlorobenzene	ND	ug/L	0.50	0.28	1		03/03/22 21:40	108-90-7	
Chloroethane	ND	ug/L	1.0	0.65	1		03/03/22 21:40	75-00-3	
Chloroform	**0.46J**	ug/L	0.50	0.35	1		03/03/22 21:40	67-66-3	
Chloromethane	ND	ug/L	1.0	0.54	1		03/03/22 21:40	74-87-3	
2-Chlorotoluene	ND	ug/L	0.50	0.32	1		03/03/22 21:40	95-49-8	
4-Chlorotoluene	ND	ug/L	0.50	0.32	1		03/03/22 21:40	106-43-4	
1,2-Dibromo-3-chloropropane	ND	ug/L	1.0	0.34	1		03/03/22 21:40	96-12-8	
Dibromochloromethane	ND	ug/L	0.50	0.36	1		03/03/22 21:40	124-48-1	
1,2-Dibromoethane (EDB)	ND	ug/L	0.50	0.27	1		03/03/22 21:40	106-93-4	
Dibromomethane	ND	ug/L	0.50	0.39	1		03/03/22 21:40	74-95-3	
1,2-Dichlorobenzene	ND	ug/L	0.50	0.34	1		03/03/22 21:40	95-50-1	
1,3-Dichlorobenzene	ND	ug/L	0.50	0.34	1		03/03/22 21:40	541-73-1	
1,4-Dichlorobenzene	ND	ug/L	0.50	0.33	1		03/03/22 21:40	106-46-7	
Dichlorodifluoromethane	ND	ug/L	0.50	0.35	1		03/03/22 21:40	75-71-8	
1,1-Dichloroethane	ND	ug/L	0.50	0.37	1		03/03/22 21:40	75-34-3	
1,2-Dichloroethane	ND	ug/L	0.50	0.32	1		03/03/22 21:40	107-06-2	
1,1-Dichloroethene	ND	ug/L	0.50	0.35	1		03/03/22 21:40	75-35-4	
cis-1,2-Dichloroethene	ND	ug/L	0.50	0.38	1		03/03/22 21:40	156-59-2	
trans-1,2-Dichloroethene	ND	ug/L	0.50	0.40	1		03/03/22 21:40	156-60-5	
1,2-Dichloropropane	ND	ug/L	0.50	0.36	1		03/03/22 21:40	78-87-5	
1,3-Dichloropropane	ND	ug/L	0.50	0.28	1		03/03/22 21:40	142-28-9	

This report shall not be reproduced, except in full,
without the written consent of Pace Analytical Services, LLC.

Pace Analytical Services, LLC
9800 Kincey Ave. Suite 100
Huntersville, NC 28078
(704)875-9092

ANALYTICAL RESULTS

Project: 2020-L1-2448
Pace Project No.: 92590642

Sample: 13835_AC_RD **Lab ID: 92590642001** Collected: 03/01/22 10:50 Received: 03/01/22 12:00 Matrix: Water

Parameters	Results	Units	Report Limit	MDL	DF	Prepared	Analyzed	CAS No.	Qual
6200B MSV	Analytical Method: SM 6200B								
	Pace Analytical Services - Charlotte								
2,2-Dichloropropane	ND	ug/L	0.50	0.39	1		03/03/22 21:40	594-20-7	
1,1-Dichloropropene	ND	ug/L	0.50	0.43	1		03/03/22 21:40	563-58-6	
cis-1,3-Dichloropropene	ND	ug/L	0.50	0.36	1		03/03/22 21:40	10061-01-5	
trans-1,3-Dichloropropene	ND	ug/L	0.50	0.36	1		03/03/22 21:40	10061-02-6	
Diisopropyl ether	ND	ug/L	0.50	0.31	1		03/03/22 21:40	108-20-3	
Ethanol	ND	ug/L	200	72.2	1		03/03/22 21:40	64-17-5	
Ethylbenzene	ND	ug/L	0.50	0.30	1		03/03/22 21:40	100-41-4	
Hexachloro-1,3-butadiene	ND	ug/L	2.0	1.5	1		03/03/22 21:40	87-68-3	
Isopropylbenzene (Cumene)	ND	ug/L	0.50	0.33	1		03/03/22 21:40	98-82-8	
Methylene Chloride	ND	ug/L	2.0	2.0	1		03/03/22 21:40	75-09-2	
Methyl-tert-butyl ether	ND	ug/L	0.50	0.42	1		03/03/22 21:40	1634-04-4	
Naphthalene	ND	ug/L	2.0	0.64	1		03/03/22 21:40	91-20-3	
n-Propylbenzene	ND	ug/L	0.50	0.34	1		03/03/22 21:40	103-65-1	
Styrene	ND	ug/L	0.50	0.29	1		03/03/22 21:40	100-42-5	
1,1,1,2-Tetrachloroethane	ND	ug/L	0.50	0.31	1		03/03/22 21:40	630-20-6	
1,1,2,2-Tetrachloroethane	ND	ug/L	0.50	0.22	1		03/03/22 21:40	79-34-5	
Tetrachloroethene	ND	ug/L	0.50	0.29	1		03/03/22 21:40	127-18-4	
Toluene	ND	ug/L	0.50	0.48	1		03/03/22 21:40	108-88-3	
1,2,3-Trichlorobenzene	ND	ug/L	2.0	0.81	1		03/03/22 21:40	87-61-6	
1,2,4-Trichlorobenzene	ND	ug/L	2.0	0.64	1		03/03/22 21:40	120-82-1	
1,1,1-Trichloroethane	ND	ug/L	0.50	0.33	1		03/03/22 21:40	71-55-6	
1,1,2-Trichloroethane	ND	ug/L	0.50	0.32	1		03/03/22 21:40	79-00-5	
Trichloroethene	ND	ug/L	0.50	0.38	1		03/03/22 21:40	79-01-6	
Trichlorofluoromethane	ND	ug/L	1.0	0.30	1		03/03/22 21:40	75-69-4	
1,2,3-Trichloropropane	ND	ug/L	0.50	0.26	1		03/03/22 21:40	96-18-4	
1,2,4-Trimethylbenzene	ND	ug/L	0.50	0.50	1		03/03/22 21:40	95-63-6	
1,3,5-Trimethylbenzene	ND	ug/L	0.50	0.33	1		03/03/22 21:40	108-67-8	
Vinyl chloride	ND	ug/L	1.0	0.39	1		03/03/22 21:40	75-01-4	
m&p-Xylene	ND	ug/L	1.0	0.71	1		03/03/22 21:40	179601-23-1	
o-Xylene	ND	ug/L	0.50	0.34	1		03/03/22 21:40	95-47-6	
Surrogates									
1,2-Dichloroethane-d4 (S)	103	%	70-130		1		03/03/22 21:40	17060-07-0	
4-Bromofluorobenzene (S)	100	%	70-130		1		03/03/22 21:40	460-00-4	
Toluene-d8 (S)	102	%	70-130		1		03/03/22 21:40	2037-26-5	

This report shall not be reproduced, except in full,
without the written consent of Pace Analytical Services, LLC.

Pace Analytical Services, LLC
9800 Kincey Ave. Suite 100
Huntersville, NC 28078
(704)875-9092

QUALITY CONTROL DATA

Project: 2020-L1-2448
Pace Project No.: 92590642

QC Batch: 682385
QC Batch Method: MADEP VPH
Analysis Method: MADEP VPH
Analysis Description: VPH NC Water
Laboratory: Pace Analytical Services - Charlotte
Associated Lab Samples: 92590642001

METHOD BLANK: 3569480
Matrix: Water
Associated Lab Samples: 92590642001

Parameter	Units	Blank Result	Reporting Limit	MDL	Analyzed	Qualifiers
Aliphatic (C05-C08)	ug/L	ND	50.0	50.0	03/03/22 16:09	N2
Aromatic (C09-C10)	ug/L	ND	50.0	50.0	03/03/22 16:09	N2
4-Bromofluorobenzene (FID) (S)	%	91	70-130		03/03/22 16:09	
4-Bromofluorobenzene (PID) (S)	%	82	70-130		03/03/22 16:09	

LABORATORY CONTROL SAMPLE & LCSD: 3569481 3569482

Parameter	Units	Spike Conc.	LCS Result	LCSD Result	LCS % Rec	LCSD % Rec	% Rec Limits	RPD	Max RPD	Qualifiers
Aliphatic (C05-C08)	ug/L	300	275	270	92	90	70-130	2	25	N2
Aromatic (C09-C10)	ug/L	100	97.2	99.4	97	99	70-130	2	25	N2
4-Bromofluorobenzene (FID) (S)	%				99	100	70-130			
4-Bromofluorobenzene (PID) (S)	%				89	89	70-130			

Results presented on this page are in the units indicated by the "Units" column except where an alternate unit is presented to the right of the result.

This report shall not be reproduced, except in full,
without the written consent of Pace Analytical Services, LLC.

Pace Analytical Services, LLC
9800 Kincey Ave. Suite 100
Huntersville, NC 28078
(704)875-9092

QUALITY CONTROL DATA

Project: 2020-L1-2448
Pace Project No.: 92590642

QC Batch: 683398
QC Batch Method: EPA 3010A
Analysis Method: EPA 6010D
Analysis Description: 6010 MET
Laboratory: Pace Analytical Services - Asheville
Associated Lab Samples: 92590642001

METHOD BLANK: 3574420 Matrix: Water
Associated Lab Samples: 92590642001

Parameter	Units	Blank Result	Reporting Limit	MDL	Analyzed	Qualifiers
Lead	ug/L	ND	5.0	4.5	03/14/22 13:48	

LABORATORY CONTROL SAMPLE: 3574421

Parameter	Units	Spike Conc.	LCS Result	LCS % Rec	% Rec Limits	Qualifiers
Lead	ug/L	500	448	90	80-120	

MATRIX SPIKE & MATRIX SPIKE DUPLICATE: 3574422 3574423

Parameter	Units	92590609001 Result	MS Spike Conc.	MSD Spike Conc.	MS Result	MSD Result	MS % Rec	MSD % Rec	% Rec Limits	RPD	Max RPD	Qual
Lead	ug/L	ND	500	500	473	471	95	94	75-125	1	20	

Results presented on this page are in the units indicated by the "Units" column except where an alternate unit is presented to the right of the result.

This report shall not be reproduced, except in full,
without the written consent of Pace Analytical Services, LLC.

Pace Analytical Services, LLC
9800 Kincey Ave. Suite 100
Huntersville, NC 28078
(704)875-9092

QUALITY CONTROL DATA

Project: 2020-L1-2448
Pace Project No.: 92590642

QC Batch: 681894
QC Batch Method: SM 6200B
Analysis Method: SM 6200B
Analysis Description: 6200B MSV
Laboratory: Pace Analytical Services - Charlotte
Associated Lab Samples: 92590642001

METHOD BLANK: 3566683
Matrix: Water
Associated Lab Samples: 92590642001

Parameter	Units	Blank Result	Reporting Limit	MDL	Analyzed	Qualifiers
1,1,1,2-Tetrachloroethane	ug/L	ND	0.50	0.31	03/03/22 13:44	
1,1,1-Trichloroethane	ug/L	ND	0.50	0.33	03/03/22 13:44	
1,1,2,2-Tetrachloroethane	ug/L	ND	0.50	0.22	03/03/22 13:44	
1,1,2-Trichloroethane	ug/L	ND	0.50	0.32	03/03/22 13:44	
1,1-Dichloroethane	ug/L	ND	0.50	0.37	03/03/22 13:44	
1,1-Dichloroethene	ug/L	ND	0.50	0.35	03/03/22 13:44	
1,1-Dichloropropene	ug/L	ND	0.50	0.43	03/03/22 13:44	
1,2,3-Trichlorobenzene	ug/L	ND	2.0	0.81	03/03/22 13:44	
1,2,3-Trichloropropane	ug/L	ND	0.50	0.26	03/03/22 13:44	
1,2,4-Trichlorobenzene	ug/L	ND	2.0	0.64	03/03/22 13:44	
1,2,4-Trimethylbenzene	ug/L	ND	0.50	0.50	03/03/22 13:44	
1,2-Dibromo-3-chloropropane	ug/L	ND	1.0	0.34	03/03/22 13:44	
1,2-Dibromoethane (EDB)	ug/L	ND	0.50	0.27	03/03/22 13:44	
1,2-Dichlorobenzene	ug/L	ND	0.50	0.34	03/03/22 13:44	
1,2-Dichloroethane	ug/L	ND	0.50	0.32	03/03/22 13:44	
1,2-Dichloropropane	ug/L	ND	0.50	0.36	03/03/22 13:44	
1,3,5-Trimethylbenzene	ug/L	ND	0.50	0.33	03/03/22 13:44	
1,3-Dichlorobenzene	ug/L	ND	0.50	0.34	03/03/22 13:44	
1,3-Dichloropropane	ug/L	ND	0.50	0.28	03/03/22 13:44	
1,4-Dichlorobenzene	ug/L	ND	0.50	0.33	03/03/22 13:44	
2,2-Dichloropropane	ug/L	ND	0.50	0.39	03/03/22 13:44	
2-Chlorotoluene	ug/L	ND	0.50	0.32	03/03/22 13:44	
4-Chlorotoluene	ug/L	ND	0.50	0.32	03/03/22 13:44	
Benzene	ug/L	ND	0.50	0.34	03/03/22 13:44	
Bromobenzene	ug/L	ND	0.50	0.29	03/03/22 13:44	
Bromochloromethane	ug/L	ND	0.50	0.47	03/03/22 13:44	
Bromodichloromethane	ug/L	ND	0.50	0.31	03/03/22 13:44	
Bromoform	ug/L	ND	0.50	0.34	03/03/22 13:44	
Bromomethane	ug/L	ND	5.0	1.7	03/03/22 13:44	
Carbon tetrachloride	ug/L	ND	0.50	0.33	03/03/22 13:44	
Chlorobenzene	ug/L	ND	0.50	0.28	03/03/22 13:44	
Chloroethane	ug/L	ND	1.0	0.65	03/03/22 13:44	
Chloroform	ug/L	ND	0.50	0.35	03/03/22 13:44	
Chloromethane	ug/L	ND	1.0	0.54	03/03/22 13:44	
cis-1,2-Dichloroethene	ug/L	ND	0.50	0.38	03/03/22 13:44	
cis-1,3-Dichloropropene	ug/L	ND	0.50	0.36	03/03/22 13:44	
Dibromochloromethane	ug/L	ND	0.50	0.36	03/03/22 13:44	
Dibromomethane	ug/L	ND	0.50	0.39	03/03/22 13:44	
Dichlorodifluoromethane	ug/L	ND	0.50	0.35	03/03/22 13:44	
Diisopropyl ether	ug/L	ND	0.50	0.31	03/03/22 13:44	

Results presented on this page are in the units indicated by the "Units" column except where an alternate unit is presented to the right of the result.

REPORT OF LABORATORY ANALYSIS

This report shall not be reproduced, except in full,
without the written consent of Pace Analytical Services, LLC.

Pace Analytical Services, LLC
9800 Kincey Ave. Suite 100
Huntersville, NC 28078
(704)875-9092

QUALITY CONTROL DATA

Project: 2020-L1-2448
Pace Project No.: 92590642

METHOD BLANK: 3566683 Matrix: Water
Associated Lab Samples: 92590642001

Parameter	Units	Blank Result	Reporting Limit	MDL	Analyzed	Qualifiers
Ethanol	ug/L	ND	200	72.2	03/03/22 13:44	
Ethylbenzene	ug/L	ND	0.50	0.30	03/03/22 13:44	
Hexachloro-1,3-butadiene	ug/L	ND	2.0	1.5	03/03/22 13:44	
Isopropylbenzene (Cumene)	ug/L	ND	0.50	0.33	03/03/22 13:44	
m&p-Xylene	ug/L	ND	1.0	0.71	03/03/22 13:44	
Methyl-tert-butyl ether	ug/L	ND	0.50	0.42	03/03/22 13:44	
Methylene Chloride	ug/L	ND	2.0	2.0	03/03/22 13:44	
n-Butylbenzene	ug/L	ND	0.50	0.49	03/03/22 13:44	
n-Propylbenzene	ug/L	ND	0.50	0.34	03/03/22 13:44	
Naphthalene	ug/L	ND	2.0	0.64	03/03/22 13:44	
o-Xylene	ug/L	ND	0.50	0.34	03/03/22 13:44	
sec-Butylbenzene	ug/L	ND	0.50	0.40	03/03/22 13:44	
Styrene	ug/L	ND	0.50	0.29	03/03/22 13:44	
tert-Butylbenzene	ug/L	ND	0.50	0.32	03/03/22 13:44	
Tetrachloroethene	ug/L	ND	0.50	0.29	03/03/22 13:44	
Toluene	ug/L	ND	0.50	0.48	03/03/22 13:44	
trans-1,2-Dichloroethene	ug/L	ND	0.50	0.40	03/03/22 13:44	
trans-1,3-Dichloropropene	ug/L	ND	0.50	0.36	03/03/22 13:44	
Trichloroethene	ug/L	ND	0.50	0.38	03/03/22 13:44	
Trichlorofluoromethane	ug/L	ND	1.0	0.30	03/03/22 13:44	
Vinyl chloride	ug/L	ND	1.0	0.39	03/03/22 13:44	
1,2-Dichloroethane-d4 (S)	%	99	70-130		03/03/22 13:44	
4-Bromofluorobenzene (S)	%	100	70-130		03/03/22 13:44	
Toluene-d8 (S)	%	100	70-130		03/03/22 13:44	

LABORATORY CONTROL SAMPLE: 3566684

Parameter	Units	Spike Conc.	LCS Result	LCS % Rec	% Rec Limits	Qualifiers
1,1,1,2-Tetrachloroethane	ug/L	50	47.8	96	60-140	
1,1,1-Trichloroethane	ug/L	50	45.4	91	60-140	
1,1,2,2-Tetrachloroethane	ug/L	50	46.4	93	60-140	
1,1,2-Trichloroethane	ug/L	50	46.5	93	60-140	
1,1-Dichloroethane	ug/L	50	44.6	89	60-140	
1,1-Dichloroethene	ug/L	50	44.7	89	60-140	
1,1-Dichloropropene	ug/L	50	48.5	97	60-140	
1,2,3-Trichlorobenzene	ug/L	50	50.0	100	60-140	
1,2,3-Trichloropropane	ug/L	50	49.8	100	60-140	
1,2,4-Trichlorobenzene	ug/L	50	48.7	97	60-140	
1,2,4-Trimethylbenzene	ug/L	50	44.3	89	60-140	
1,2-Dibromo-3-chloropropane	ug/L	50	49.7	99	60-140	
1,2-Dibromoethane (EDB)	ug/L	50	46.7	93	60-140	
1,2-Dichlorobenzene	ug/L	50	43.7	87	60-140	
1,2-Dichloroethane	ug/L	50	43.0	86	60-140	
1,2-Dichloropropane	ug/L	50	46.4	93	60-140	

Results presented on this page are in the units indicated by the "Units" column except where an alternate unit is presented to the right of the result.

This report shall not be reproduced, except in full,
without the written consent of Pace Analytical Services, LLC.

Pace Analytical Services, LLC
9800 Kincey Ave. Suite 100
Huntersville, NC 28078
(704)875-9092

QUALITY CONTROL DATA

Project: 2020-L1-2448
Pace Project No.: 92590642

LABORATORY CONTROL SAMPLE: 3566684

Parameter	Units	Spike Conc.	LCS Result	LCS % Rec	% Rec Limits	Qualifiers
1,3,5-Trimethylbenzene	ug/L	50	45.8	92	60-140	
1,3-Dichlorobenzene	ug/L	50	44.7	89	60-140	
1,3-Dichloropropane	ug/L	50	45.3	91	60-140	
1,4-Dichlorobenzene	ug/L	50	44.5	89	60-140	
2,2-Dichloropropane	ug/L	50	46.7	93	60-140	
2-Chlorotoluene	ug/L	50	44.4	89	60-140	
4-Chlorotoluene	ug/L	50	43.7	87	60-140	
Benzene	ug/L	50	44.5	89	60-140	
Bromobenzene	ug/L	50	44.7	89	60-140	
Bromochloromethane	ug/L	50	46.1	92	60-140	
Bromodichloromethane	ug/L	50	46.8	94	60-140	
Bromoform	ug/L	50	49.7	99	60-140	
Bromomethane	ug/L	50	47.3	95	60-140	
Carbon tetrachloride	ug/L	50	43.5	87	60-140	
Chlorobenzene	ug/L	50	45.9	92	60-140	
Chloroethane	ug/L	50	39.8	80	60-140	
Chloroform	ug/L	50	44.7	89	60-140	
Chloromethane	ug/L	50	42.5	85	60-140	
cis-1,2-Dichloroethene	ug/L	50	45.0	90	60-140	
cis-1,3-Dichloropropene	ug/L	50	48.1	96	60-140	
Dibromochloromethane	ug/L	50	45.5	91	60-140	
Dibromomethane	ug/L	50	46.2	92	60-140	
Dichlorodifluoromethane	ug/L	50	39.8	80	60-140	
Diisopropyl ether	ug/L	50	43.7	87	60-140	
Ethanol	ug/L	2000	1830	92	60-140	
Ethylbenzene	ug/L	50	45.2	90	60-140	
Hexachloro-1,3-butadiene	ug/L	50	48.5	97	60-140	
Isopropylbenzene (Cumene)	ug/L	50	46.8	94	60-140	
m&p-Xylene	ug/L	100	90.3	90	60-140	
Methyl-tert-butyl ether	ug/L	50	46.6	93	60-140	
Methylene Chloride	ug/L	50	49.5	99	60-140	
n-Butylbenzene	ug/L	50	47.0	94	60-140	
n-Propylbenzene	ug/L	50	44.5	89	60-140	
Naphthalene	ug/L	50	50.0	100	60-140	
o-Xylene	ug/L	50	45.6	91	60-140	
sec-Butylbenzene	ug/L	50	45.0	90	60-140	
Styrene	ug/L	50	47.6	95	60-140	
tert-Butylbenzene	ug/L	50	45.1	90	60-140	
Tetrachloroethene	ug/L	50	46.7	93	60-140	
Toluene	ug/L	50	43.6	87	60-140	
trans-1,2-Dichloroethene	ug/L	50	45.5	91	60-140	
trans-1,3-Dichloropropene	ug/L	50	47.9	96	60-140	
Trichloroethene	ug/L	50	44.9	90	60-140	
Trichlorofluoromethane	ug/L	50	39.5	79	60-140	
Vinyl chloride	ug/L	50	45.4	91	60-140	
1,2-Dichloroethane-d4 (S)	%			103	70-130	
4-Bromofluorobenzene (S)	%			97	70-130	

Results presented on this page are in the units indicated by the "Units" column except where an alternate unit is presented to the right of the result.

This report shall not be reproduced, except in full,
without the written consent of Pace Analytical Services, LLC.

Pace Analytical Services, LLC
9800 Kincey Ave. Suite 100
Huntersville, NC 28078
(704)875-9092

QUALITY CONTROL DATA

Project: 2020-L1-2448
Pace Project No.: 92590642

LABORATORY CONTROL SAMPLE: 3566684

Parameter	Units	Spike Conc.	LCS Result	LCS % Rec	% Rec Limits	Qualifiers
Toluene-d8 (S)	%			99	70-130	

MATRIX SPIKE & MATRIX SPIKE DUPLICATE: 3566685 3566686

Parameter	Units	92590778018 Result	MS Spike Conc.	MSD Spike Conc.	MS Result	MSD Result	MS % Rec	MSD % Rec	% Rec Limits	RPD	Max RPD	Qual
1,1,1,2-Tetrachloroethane	ug/L	ND	20	20	22.1	22.4	111	112	60-140	1	30	
1,1,1-Trichloroethane	ug/L	ND	20	20	21.8	22.2	109	111	60-140	2	30	
1,1,2,2-Tetrachloroethane	ug/L	ND	20	20	22.0	22.0	110	110	60-140	0	30	
1,1,2-Trichloroethane	ug/L	ND	20	20	21.6	21.5	108	108	60-140	0	30	
1,1-Dichloroethane	ug/L	ND	20	20	21.4	21.6	107	108	60-140	1	30	
1,1-Dichloroethene	ug/L	ND	20	20	21.3	21.9	106	109	60-140	3	30	
1,1-Dichloropropene	ug/L	ND	20	20	23.4	23.8	117	119	60-140	2	30	
1,2,3-Trichlorobenzene	ug/L	ND	20	20	24.5	25.0	122	125	60-140	2	30	
1,2,3-Trichloropropane	ug/L	ND	20	20	23.5	21.5	118	108	60-140	9	30	
1,2,4-Trichlorobenzene	ug/L	ND	20	20	23.7	23.8	119	119	60-140	0	30	
1,2,4-Trimethylbenzene	ug/L	ND	20	20	21.3	21.6	106	108	60-140	1	30	
1,2-Dibromo-3-chloropropane	ug/L	ND	20	20	23.6	23.7	118	119	60-140	1	30	
1,2-Dibromoethane (EDB)	ug/L	ND	20	20	22.2	22.3	111	112	60-140	1	30	
1,2-Dichlorobenzene	ug/L	ND	20	20	21.5	22.2	107	111	60-140	3	30	
1,2-Dichloroethane	ug/L	ND	20	20	20.2	20.7	101	103	60-140	3	30	
1,2-Dichloropropane	ug/L	ND	20	20	21.9	22.0	110	110	60-140	0	30	
1,3,5-Trimethylbenzene	ug/L	ND	20	20	22.3	23.0	111	115	60-140	3	30	
1,3-Dichlorobenzene	ug/L	ND	20	20	21.4	22.4	107	112	60-140	5	30	
1,3-Dichloropropane	ug/L	ND	20	20	21.6	21.5	108	107	60-140	1	30	
1,4-Dichlorobenzene	ug/L	ND	20	20	20.6	21.5	103	107	60-140	4	30	
2,2-Dichloropropane	ug/L	ND	20	20	22.5	22.2	113	111	60-140	1	30	
2-Chlorotoluene	ug/L	ND	20	20	21.3	21.9	107	110	60-140	3	30	
4-Chlorotoluene	ug/L	ND	20	20	20.8	21.8	104	109	60-140	5	30	
Benzene	ug/L	ND	20	20	21.4	21.8	107	109	60-140	2	30	
Bromobenzene	ug/L	ND	20	20	22.0	23.1	110	115	60-140	5	30	
Bromochloromethane	ug/L	ND	20	20	22.4	22.1	112	110	60-140	2	30	
Bromodichloromethane	ug/L	ND	20	20	21.6	21.8	108	109	60-140	1	30	
Bromoform	ug/L	ND	20	20	22.5	21.9	113	109	60-140	3	30	
Bromomethane	ug/L	ND	20	20	26.6	25.4	133	127	60-140	5	30	
Carbon tetrachloride	ug/L	ND	20	20	20.7	20.6	103	103	60-140	0	30	
Chlorobenzene	ug/L	ND	20	20	22.0	22.1	110	111	60-140	1	30	
Chloroethane	ug/L	ND	20	20	23.8	23.5	119	117	60-140	1	30	
Chloroform	ug/L	ND	20	20	21.5	22.8	108	114	60-140	6	30	
Chloromethane	ug/L	ND	20	20	20.1	19.9	101	100	60-140	1	30	
cis-1,2-Dichloroethene	ug/L	ND	20	20	21.4	21.9	107	109	60-140	2	30	
cis-1,3-Dichloropropene	ug/L	ND	20	20	21.9	21.9	110	109	60-140	0	30	
Dibromochloromethane	ug/L	ND	20	20	20.5	21.4	102	107	60-140	4	30	
Dibromomethane	ug/L	ND	20	20	21.7	21.9	108	109	60-140	1	30	

Results presented on this page are in the units indicated by the "Units" column except where an alternate unit is presented to the right of the result.

REPORT OF LABORATORY ANALYSIS

This report shall not be reproduced, except in full,
without the written consent of Pace Analytical Services, LLC.

Pace Analytical Services, LLC
9800 Kincey Ave. Suite 100
Huntersville, NC 28078
(704)875-9092

QUALITY CONTROL DATA

Project: 2020-L1-2448
Pace Project No.: 92590642

MATRIX SPIKE & MATRIX SPIKE DUPLICATE: 3566685 3566686

Parameter	Units	92590778018 Result	MS Spike Conc.	MSD Spike Conc.	MS Result	MSD Result	MS % Rec	MSD % Rec	% Rec Limits	RPD	Max RPD	Qual
Dichlorodifluoromethane	ug/L	ND	20	20	21.2	21.7	106	108	60-140	2	30	
Diisopropyl ether	ug/L	ND	20	20	19.7	20.1	99	100	60-140	2	30	
Ethanol	ug/L	ND	800	800	864	876	108	110	60-140	1	30	
Ethylbenzene	ug/L	ND	20	20	21.9	22.2	110	111	60-140	1	30	
Hexachloro-1,3-butadiene	ug/L	ND	20	20	24.0	25.0	120	125	60-140	4	30	
Isopropylbenzene (Cumene)	ug/L	ND	20	20	22.6	22.9	113	115	60-140	1	30	
m&p-Xylene	ug/L	ND	40	40	44.1	43.9	110	110	60-140	0	30	
Methyl-tert-butyl ether	ug/L	ND	20	20	21.0	21.7	105	108	60-140	3	30	
Methylene Chloride	ug/L	ND	20	20	21.2	21.7	106	109	60-140	2	30	
n-Butylbenzene	ug/L	ND	20	20	22.7	23.2	113	116	60-140	2	30	
n-Propylbenzene	ug/L	ND	20	20	21.7	22.5	108	112	60-140	4	30	
Naphthalene	ug/L	ND	20	20	24.9	25.0	125	125	60-140	0	30	
o-Xylene	ug/L	ND	20	20	21.9	22.0	110	110	60-140	0	30	
sec-Butylbenzene	ug/L	ND	20	20	22.1	22.5	111	113	60-140	2	30	
Styrene	ug/L	ND	20	20	22.4	22.7	112	114	60-140	1	30	
tert-Butylbenzene	ug/L	ND	20	20	18.7	19.3	94	96	60-140	3	30	
Tetrachloroethene	ug/L	ND	20	20	22.2	22.4	111	112	60-140	1	30	
Toluene	ug/L	ND	20	20	21.1	20.9	105	104	60-140	1	30	
trans-1,2-Dichloroethene	ug/L	ND	20	20	22.0	22.3	110	112	60-140	1	30	
trans-1,3-Dichloropropene	ug/L	ND	20	20	21.9	21.6	109	108	60-140	1	30	
Trichloroethene	ug/L	ND	20	20	21.4	21.4	107	107	60-140	0	30	
Trichlorofluoromethane	ug/L	ND	20	20	20.2	20.4	101	102	60-140	1	30	
Vinyl chloride	ug/L	ND	20	20	21.9	21.9	110	110	60-140	0	30	
1,2-Dichloroethane-d4 (S)	%						99	101	70-130			
4-Bromofluorobenzene (S)	%						101	100	70-130			
Toluene-d8 (S)	%						99	98	70-130			

Results presented on this page are in the units indicated by the "Units" column except where an alternate unit is presented to the right of the result.

This report shall not be reproduced, except in full,
without the written consent of Pace Analytical Services, LLC.

Pace Analytical Services, LLC
9800 Kincey Ave. Suite 100
Huntersville, NC 28078
(704)875-9092

QUALIFIERS

Project: 2020-L1-2448
Pace Project No.: 92590642

DEFINITIONS

DF - Dilution Factor, if reported, represents the factor applied to the reported data due to dilution of the sample aliquot.

ND - Not Detected at or above adjusted reporting limit.

TNTC - Too Numerous To Count

J - Estimated concentration above the adjusted method detection limit and below the adjusted reporting limit.

MDL - Adjusted Method Detection Limit.

PQL - Practical Quantitation Limit.

RL - Reporting Limit - The lowest concentration value that meets project requirements for quantitative data with known precision and bias for a specific analyte in a specific matrix.

S - Surrogate

1,2-Diphenylhydrazine decomposes to and cannot be separated from Azobenzene using Method 8270. The result for each analyte is a combined concentration.

Consistent with EPA guidelines, unrounded data are displayed and have been used to calculate % recovery and RPD values.

LCS(D) - Laboratory Control Sample (Duplicate)

MS(D) - Matrix Spike (Duplicate)

DUP - Sample Duplicate

RPD - Relative Percent Difference

NC - Not Calculable.

SG - Silica Gel - Clean-Up

U - Indicates the compound was analyzed for, but not detected.

Acid preservation may not be appropriate for 2 Chloroethylvinyl ether.

A separate vial preserved to a pH of 4-5 is recommended in SW846 Chapter 4 for the analysis of Acrolein and Acrylonitrile by EPA Method 8260.

N-Nitrosodiphenylamine decomposes and cannot be separated from Diphenylamine using Method 8270. The result reported for each analyte is a combined concentration.

Reported results are not rounded until the final step prior to reporting. Therefore, calculated parameters that are typically reported as "Total" may vary slightly from the sum of the reported component parameters.

Pace Analytical is TNI accredited. Contact your Pace PM for the current list of accredited analytes.

TNI - The NELAC Institute.

ANALYTE QUALIFIERS

N2	The lab does not hold NELAC/TNI accreditation for this parameter but other accreditations/certifications may apply. A complete list of accreditations/certifications is available upon request.

This report shall not be reproduced, except in full,
without the written consent of Pace Analytical Services, LLC.

Pace Analytical Services, LLC
9800 Kincey Ave. Suite 100
Huntersville, NC 28078
(704)875-9092

QUALITY CONTROL DATA CROSS REFERENCE TABLE

Project: 2020-L1-2448
Pace Project No.: 92590642

Lab ID	Sample ID	QC Batch Method	QC Batch	Analytical Method	Analytical Batch
92590642001	**13835_AC_RD**	MADEP VPH	682385		
92590642001	**13835_AC_RD**	EPA 3010A	683398	EPA 6010D	683588
92590642001	**13835_AC_RD**	SM 6200B	681894		

This report shall not be reproduced, except in full,
without the written consent of Pace Analytical Services, LLC.

Pace Analytical

CHAIN-OF-CUSTODY Analytical Request Document

Chain-of-Custody is a LEGAL DOCUMENT - Complete all relevent fields

LAB USE O... WO# : 92590642 ...ber or

92590642

Company: Apex Companies

Billing Information:

Address:

Report To: Andrew Street

Email To: andrew.street@apexcos.com

Copy To:

Site Collection Info/Address:

Customer Project Name/Number: 2020-LI-2448

State: NC County/City: Huntersville Time Zone Collected: [ ] PT [ ] MT [ ] CT [✓] ET

Phone:
Email:

Site/Facility ID #:

Compliance Monitoring? [ ] Yes [ ] No

Collected By (print): Roger Cantley Jaime Humphrey

Collected By (signature):

Purchase Order #:
Quote #:

DW PWS ID #:
DW Location Code:

Turnaround Date Required: ASAP

Immediately Packed on Ice: [✓] Yes [ ] No

Sample Disposal: [✓] Dispose as appropriate [ ] Return [ ] Archive: ____ [ ] Hold: ____

Rush: [ ] Same Day [ ] Next Day [ ] 2 Day [ ] 3 Day [ ] 4 Day [ ] 5 Day (Expedite Charges Apply)

Field Filtered (if applicable): [ ] Yes [ ] No

Analysis: ____

Container F... Lab Project Manager:

** Preservative Types: (1) nitric acid, (2) sulfuric acid, (3) hydrochloric acid, (4) sodium hydroxide, (5) zinc acetate, (6) methanol, (7) sodium bisulfate, (8) sodium thiosulfate, (9) hexane, (A) ascorbic acid, (B) ammonium sulfate, (C) ammonium hydroxide, (D) TSP, (U) Unpreserved, (O) Other ____

* Matrix Codes (Insert in Matrix box below): Drinking Water (DW), Ground Water (GW), Wastewater (WW), Product (P), Soil/Solid (SL), Oil (OL), Wipe (WP), Air (AR), Tissue (TS), Bioassay (B), Vapor (V), Other (OT)

Customer Sample ID	Matrix *	Comp / Grab	Collected (or Composite Start) Date	Collected (or Composite Start) Time	Composite End Date	Composite End Time	Res Cl	# of Ctns	VOCs 6200B	MADEP VPH	LEAD								Lab Sample # / Comments
13835-AC-RD	DW	G	3-1-22	1050	—	—	—	8	X	X	X								92590642
																			001

Analyses

Lab Profile/Line:

Lab Sample Receipt Checklist:

Custody Seals Present/Intact	Y (N) NA
Custody Signatures Present	(Y) N NA
Collector Signature Present	(Y) N NA
Bottles Intact	(Y) N NA
Correct Bottles	(Y) N NA
Sufficient Volume	(Y) N NA
Samples Received on Ice	(Y) N NA
VOA - Headspace Acceptable	(Y) N NA
USDA Regulated Soils	Y (N) NA
Samples in Holding Time	(Y) N NA
Residual Chlorine Present	Y N (NA)
Cl Strips: ____	
Sample pH Acceptable	(Y) N NA
pH Strips: 223819AV	
Sulfide Present	Y N (NA)
Lead Acetate Strips: ____	

LAB USE ONLY:
Lab Sample # / Comments:

Customer Remarks / Special Conditions / Possible Hazards:

Type of Ice Used: (Wet) Blue Dry None

Packing Material Used:

Radchem sample(s) screened (<500 cpm): Y N NA

SHORT HOLDS PRESENT (<72 hours): Y (N) N/A

Lab Tracking #: 2683863

Samples received via: FEDEX UPS (Client) Courier Pace Courier

Lab Sample Temperature Info:
Temp Blank Received: Y N NA
Therm ID#: ~~5-6~~ AI-92T064
Cooler 1 Temp Upon Receipt: 5.6 oC
Cooler 1 Therm Corr. Factor: 0 oC
Cooler 1 Corrected Temp: 5.6 oC
Comments:

Relinquished by/Company: (Signature)	Date/Time:	Received by/Company: (Signature)	Date/Time:
Roger Cantley	3-1-22 1200	JVL Pace MN	3-1-22 1200
Relinquished by/Company: (Signature)	Date/Time:	Received by/Company: (Signature)	Date/Time:
Relinquished by/Company: (Signature)	Date/Time:	Received by/Company: (Signature)	Date/Time:

MTJL LAB USE ONLY
Table #:
Acctnum:
Template:
Prelogin:
PM:
PB:

Trip Blank Received: Y (N) NA
HCL MeOH TSP Other

Non Conformance(s): YES / NO

Page: 1 of: 1

Pace Analytical®	Document Name: Sample Condition Upon Receipt (SCUR)	Document Revised: November 15, 2021 Page 2 of 2
	Document No.: F-CAR-CS-033-Rev.08	Issuing Authority: Pace Carolinas Quality Office

***Check mark top half of box if pH and/or dechlorination is verified and within the acceptance range for preservation samples.**

Exceptions: VOA, Coliform, TOC, Oil and Grease, DRO/8015 (water) DOC, LLHg

****Bottom half of box is to list number of bottles**

Proje **WO# : 92590642**

PM: AMB Due Date: 03/08/22

CLIENT: 92-APEX MOOR

Item#	BP4U-125 mL Plastic Unpreserved (N/A) (Cl-)	BP3U-250 mL Plastic Unpreserved (N/A)	BP2U-500 mL Plastic Unpreserved (N/A)	BP1U-1 liter Plastic Unpreserved (N/A)	BP4S-125 mL Plastic H2SO4 (pH < 2) (Cl-)	BP3N-250 mL plastic HNO3 (pH < 2)	BP4Z-125 mL Plastic ZN Acetate & NaOH (>9)	BP4B-125 mL Plastic NaOH (pH > 12) (Cl-)	WGFU-Wide-mouthed Glass jar Unpreserved	AG1U-1 liter Amber Unpreserved (N/A) (Cl-)	AG1H-1 liter Amber HCl (pH < 2)	AG3U-250 mL Amber Unpreserved (N/A) (Cl-)	AG1S-1 liter Amber H2SO4 (pH < 2)	AG3S-250 mL Amber H2SO4 (pH < 2)	AG3A(DG3A)-250 mL Amber NH4Cl (N/A)(Cl-)	DG9H-40 mL VOA HCl (N/A)	VG9T-40 mL VOA Na2S2O3 (N/A)	VG9U-40 mL VOA Unpreserved (N/A)	DG9P-40 mL VOA H3PO4 (N/A)	VOAK (3 vials per kit)-503S kit (N/A)	V/GK (3 vials per kit)-VPH/Gas kit (N/A)	SP5T-125 mL Sterile Plastic (N/A – lab)	SP2T-250 mL Sterile Plastic (N/A – lab)		BP3A-250 mL Plastic (NH2)2SO4 (9.3-9.7)	AG0U-100 mL Amber Unpreserved vials (N/A)	VSGU-20 mL Scintillation vials (N/A)	DG9U-40 mL Amber Unpreserved vials (N/A)
1						1 ✓										7												
2																												
3																												
4																												
5																												
6																												
7																												
8																												
9																												
10																												
11																												
12																												

pH Adjustment Log for Preserved Samples

Sample ID	Type of Preservative	pH upon receipt	Date preservation adjusted	Time preservation adjusted	Amount of Preservative added	Lot #

Note: Whenever there is a discrepancy affecting North Carolina compliance samples, a copy of this form will be sent to the North Carolina DEHNR Certification Office (i.e. Out of hold, incorrect preservative, out of temp, incorrect containers.

Pace Analytical Services, LLC
9800 Kincey Ave. Suite 100
Huntersville, NC 28078
(704)875-9092

March 15, 2022

Andrew Street
Apex Companies - NC
5900 Northwoods Business Pkwy
Suite 5900-0
Charlotte, NC 28269

RE: Project: 2020-L1-2448
Pace Project No.: 92590645

Dear Andrew Street:

Enclosed are the analytical results for sample(s) received by the laboratory on March 01, 2022. The results relate only to the samples included in this report. Results reported herein conform to the applicable TNI/NELAC Standards and the laboratory's Quality Manual, where applicable, unless otherwise noted in the body of the report.

The test results provided in this final report were generated by each of the following laboratories within the Pace Network:

- Pace Analytical Services - Asheville
- Pace Analytical Services - Charlotte

If you have any questions concerning this report, please feel free to contact me.

Sincerely,

Angela M. Baioni

Angela Baioni
angela.baioni@pacelabs.com
(704)875-9092
Project Manager

Enclosures

cc: J Culbreath, Colonial Pipeline Company
Naomi Fretz, APEX Companies, LLC
Robert Hughes, Colonial Pipeline
Cameron Lee, Montrose-EPS
Jamie Moran, APEX Companies, LLC
Jeff Morrison, Colonial Pipeline Company
Tom Naumann, APEX Companies - NC
Joe Nicolette, Montrose-EPS
Kaitlyn Nootens, Apex Companies
Christopher Schultz, Apex Companies
Matt Teixeira, Apex Companies, LLC
Michael Verdon, Colonial Pipeline Company
JM Wyatt, Colonial Pipeline Company

REPORT OF LABORATORY ANALYSIS

This report shall not be reproduced, except in full,
without the written consent of Pace Analytical Services, LLC.

Pace Analytical Services, LLC
9800 Kincey Ave. Suite 100
Huntersville, NC 28078
(704)875-9092

CERTIFICATIONS

Project: 2020-L1-2448
Pace Project No.: 92590645

Pace Analytical Services Charlotte

South Carolina Laboratory ID: 99006
9800 Kincey Ave. Ste 100, Huntersville, NC 28078
North Carolina Drinking Water Certification #: 37706
North Carolina Field Services Certification #: 5342
North Carolina Wastewater Certification #: 12
South Carolina Laboratory ID: 99006
South Carolina Certification #: 99006001
South Carolina Drinking Water Cert. #: 99006003
Florida/NELAP Certification #: E87627
Kentucky UST Certification #: 84
Louisiana DoH Drinking Water #: LA029
Virginia/VELAP Certification #: 460221

Pace Analytical Services Asheville

2225 Riverside Drive, Asheville, NC 28804
Florida/NELAP Certification #: E87648
North Carolina Drinking Water Certification #: 37712
North Carolina Wastewater Certification #: 40
South Carolina Laboratory ID: 99030
South Carolina Certification #: 99030001
Virginia/VELAP Certification #: 460222

This report shall not be reproduced, except in full,
without the written consent of Pace Analytical Services, LLC.

Pace Analytical Services, LLC
9800 Kincey Ave. Suite 100
Huntersville, NC 28078
(704)875-9092

SAMPLE SUMMARY

Project: 2020-L1-2448
Pace Project No.: 92590645

Lab ID	Sample ID	Matrix	Date Collected	Date Received
92590645001	**13800_HC_RD**	Water	03/01/22 08:30	03/01/22 12:00

This report shall not be reproduced, except in full,
without the written consent of Pace Analytical Services, LLC.

Pace Analytical Services, LLC
9800 Kincey Ave. Suite 100
Huntersville, NC 28078
(704)875-9092

SAMPLE ANALYTE COUNT

Project: 2020-L1-2448
Pace Project No.: 92590645

Lab ID	Sample ID	Method	Analysts	Analytes Reported	Laboratory
92590645001	**13800_HC_RD**	MADEP VPH	MAD	6	PASI-C
		EPA 6010D	CRW	1	PASI-A
		SM 6200B	CL	64	PASI-C

PASI-A = Pace Analytical Services - Asheville
PASI-C = Pace Analytical Services - Charlotte

This report shall not be reproduced, except in full,
without the written consent of Pace Analytical Services, LLC.

Pace Analytical Services, LLC
9800 Kincey Ave. Suite 100
Huntersville, NC 28078
(704)875-9092

ANALYTICAL RESULTS

Project: 2020-L1-2448
Pace Project No.: 92590645

Sample: 13800_HC_RD **Lab ID: 92590645001** Collected: 03/01/22 08:30 Received: 03/01/22 12:00 Matrix: Water

Parameters	Results	Units	Report Limit	MDL	DF	Prepared	Analyzed	CAS No.	Qual
VPH NC Water	Analytical Method: MADEP VPH								
	Pace Analytical Services - Charlotte								
Total VPH (C5-C12)	ND	ug/L	50.0	50.0	1		03/04/22 09:54		N2
Aliphatic (C05-C08)	ND	ug/L	50.0	50.0	1		03/04/22 09:54		N2
Aliphatic(C09-C12) Adjusted	ND	ug/L	50.0	50.0	1		03/04/22 09:54		N2
Aromatic (C09-C10)	ND	ug/L	50.0	50.0	1		03/04/22 09:54		N2
Surrogates									
4-Bromofluorobenzene (FID) (S)	101	%	70-130		1		03/04/22 09:54	460-00-4	
4-Bromofluorobenzene (PID) (S)	91	%	70-130		1		03/04/22 09:54	460-00-4	
6010 MET ICP	Analytical Method: EPA 6010D Preparation Method: EPA 3010A								
	Pace Analytical Services - Asheville								
Lead	ND	ug/L	5.0	4.5	1	03/09/22 11:32	03/14/22 14:42	7439-92-1	
6200B MSV	Analytical Method: SM 6200B								
	Pace Analytical Services - Charlotte								
Benzene	ND	ug/L	0.50	0.34	1		03/03/22 20:26	71-43-2	
Bromobenzene	ND	ug/L	0.50	0.29	1		03/03/22 20:26	108-86-1	
Bromochloromethane	ND	ug/L	0.50	0.47	1		03/03/22 20:26	74-97-5	
Bromodichloromethane	ND	ug/L	0.50	0.31	1		03/03/22 20:26	75-27-4	
Bromoform	ND	ug/L	0.50	0.34	1		03/03/22 20:26	75-25-2	
Bromomethane	ND	ug/L	5.0	1.7	1		03/03/22 20:26	74-83-9	
n-Butylbenzene	ND	ug/L	0.50	0.49	1		03/03/22 20:26	104-51-8	
sec-Butylbenzene	ND	ug/L	0.50	0.40	1		03/03/22 20:26	135-98-8	
tert-Butylbenzene	ND	ug/L	0.50	0.32	1		03/03/22 20:26	98-06-6	
Carbon tetrachloride	ND	ug/L	0.50	0.33	1		03/03/22 20:26	56-23-5	
Chlorobenzene	ND	ug/L	0.50	0.28	1		03/03/22 20:26	108-90-7	
Chloroethane	ND	ug/L	1.0	0.65	1		03/03/22 20:26	75-00-3	
Chloroform	ND	ug/L	0.50	0.35	1		03/03/22 20:26	67-66-3	
Chloromethane	ND	ug/L	1.0	0.54	1		03/03/22 20:26	74-87-3	
2-Chlorotoluene	ND	ug/L	0.50	0.32	1		03/03/22 20:26	95-49-8	
4-Chlorotoluene	ND	ug/L	0.50	0.32	1		03/03/22 20:26	106-43-4	
1,2-Dibromo-3-chloropropane	ND	ug/L	1.0	0.34	1		03/03/22 20:26	96-12-8	
Dibromochloromethane	ND	ug/L	0.50	0.36	1		03/03/22 20:26	124-48-1	
1,2-Dibromoethane (EDB)	ND	ug/L	0.50	0.27	1		03/03/22 20:26	106-93-4	
Dibromomethane	ND	ug/L	0.50	0.39	1		03/03/22 20:26	74-95-3	
1,2-Dichlorobenzene	ND	ug/L	0.50	0.34	1		03/03/22 20:26	95-50-1	
1,3-Dichlorobenzene	ND	ug/L	0.50	0.34	1		03/03/22 20:26	541-73-1	
1,4-Dichlorobenzene	ND	ug/L	0.50	0.33	1		03/03/22 20:26	106-46-7	
Dichlorodifluoromethane	ND	ug/L	0.50	0.35	1		03/03/22 20:26	75-71-8	
1,1-Dichloroethane	ND	ug/L	0.50	0.37	1		03/03/22 20:26	75-34-3	
1,2-Dichloroethane	ND	ug/L	0.50	0.32	1		03/03/22 20:26	107-06-2	
1,1-Dichloroethene	ND	ug/L	0.50	0.35	1		03/03/22 20:26	75-35-4	
cis-1,2-Dichloroethene	ND	ug/L	0.50	0.38	1		03/03/22 20:26	156-59-2	
trans-1,2-Dichloroethene	ND	ug/L	0.50	0.40	1		03/03/22 20:26	156-60-5	
1,2-Dichloropropane	ND	ug/L	0.50	0.36	1		03/03/22 20:26	78-87-5	
1,3-Dichloropropane	ND	ug/L	0.50	0.28	1		03/03/22 20:26	142-28-9	

This report shall not be reproduced, except in full,
without the written consent of Pace Analytical Services, LLC.

Pace Analytical Services, LLC
9800 Kincey Ave. Suite 100
Huntersville, NC 28078
(704)875-9092

ANALYTICAL RESULTS

Project: 2020-L1-2448
Pace Project No.: 92590645

Sample: 13800_HC_RD **Lab ID: 92590645001** Collected: 03/01/22 08:30 Received: 03/01/22 12:00 Matrix: Water

Parameters	Results	Units	Report Limit	MDL	DF	Prepared	Analyzed	CAS No.	Qual
6200B MSV	Analytical Method: SM 6200B								
	Pace Analytical Services - Charlotte								
2,2-Dichloropropane	ND	ug/L	0.50	0.39	1		03/03/22 20:26	594-20-7	
1,1-Dichloropropene	ND	ug/L	0.50	0.43	1		03/03/22 20:26	563-58-6	
cis-1,3-Dichloropropene	ND	ug/L	0.50	0.36	1		03/03/22 20:26	10061-01-5	
trans-1,3-Dichloropropene	ND	ug/L	0.50	0.36	1		03/03/22 20:26	10061-02-6	
Diisopropyl ether	ND	ug/L	0.50	0.31	1		03/03/22 20:26	108-20-3	
Ethanol	ND	ug/L	200	72.2	1		03/03/22 20:26	64-17-5	
Ethylbenzene	ND	ug/L	0.50	0.30	1		03/03/22 20:26	100-41-4	
Hexachloro-1,3-butadiene	ND	ug/L	2.0	1.5	1		03/03/22 20:26	87-68-3	
Isopropylbenzene (Cumene)	ND	ug/L	0.50	0.33	1		03/03/22 20:26	98-82-8	
Methylene Chloride	ND	ug/L	2.0	2.0	1		03/03/22 20:26	75-09-2	
Methyl-tert-butyl ether	ND	ug/L	0.50	0.42	1		03/03/22 20:26	1634-04-4	
Naphthalene	ND	ug/L	2.0	0.64	1		03/03/22 20:26	91-20-3	
n-Propylbenzene	ND	ug/L	0.50	0.34	1		03/03/22 20:26	103-65-1	
Styrene	ND	ug/L	0.50	0.29	1		03/03/22 20:26	100-42-5	
1,1,1,2-Tetrachloroethane	ND	ug/L	0.50	0.31	1		03/03/22 20:26	630-20-6	
1,1,2,2-Tetrachloroethane	ND	ug/L	0.50	0.22	1		03/03/22 20:26	79-34-5	
Tetrachloroethene	ND	ug/L	0.50	0.29	1		03/03/22 20:26	127-18-4	
Toluene	ND	ug/L	0.50	0.48	1		03/03/22 20:26	108-88-3	
1,2,3-Trichlorobenzene	ND	ug/L	2.0	0.81	1		03/03/22 20:26	87-61-6	
1,2,4-Trichlorobenzene	ND	ug/L	2.0	0.64	1		03/03/22 20:26	120-82-1	
1,1,1-Trichloroethane	ND	ug/L	0.50	0.33	1		03/03/22 20:26	71-55-6	
1,1,2-Trichloroethane	ND	ug/L	0.50	0.32	1		03/03/22 20:26	79-00-5	
Trichloroethene	ND	ug/L	0.50	0.38	1		03/03/22 20:26	79-01-6	
Trichlorofluoromethane	ND	ug/L	1.0	0.30	1		03/03/22 20:26	75-69-4	
1,2,3-Trichloropropane	ND	ug/L	0.50	0.26	1		03/03/22 20:26	96-18-4	
1,2,4-Trimethylbenzene	ND	ug/L	0.50	0.50	1		03/03/22 20:26	95-63-6	
1,3,5-Trimethylbenzene	ND	ug/L	0.50	0.33	1		03/03/22 20:26	108-67-8	
Vinyl chloride	ND	ug/L	1.0	0.39	1		03/03/22 20:26	75-01-4	
m&p-Xylene	ND	ug/L	1.0	0.71	1		03/03/22 20:26	179601-23-1	
o-Xylene	ND	ug/L	0.50	0.34	1		03/03/22 20:26	95-47-6	
Surrogates									
1,2-Dichloroethane-d4 (S)	102	%	70-130		1		03/03/22 20:26	17060-07-0	
4-Bromofluorobenzene (S)	99	%	70-130		1		03/03/22 20:26	460-00-4	
Toluene-d8 (S)	100	%	70-130		1		03/03/22 20:26	2037-26-5	

This report shall not be reproduced, except in full,
without the written consent of Pace Analytical Services, LLC.

Pace Analytical Services, LLC
9800 Kincey Ave. Suite 100
Huntersville, NC 28078
(704)875-9092

QUALITY CONTROL DATA

Project: 2020-L1-2448
Pace Project No.: 92590645

QC Batch: 682385
QC Batch Method: MADEP VPH
Analysis Method: MADEP VPH
Analysis Description: VPH NC Water
Laboratory: Pace Analytical Services - Charlotte
Associated Lab Samples: 92590645001

METHOD BLANK: 3569480
Matrix: Water
Associated Lab Samples: 92590645001

Parameter	Units	Blank Result	Reporting Limit	MDL	Analyzed	Qualifiers
Aliphatic (C05-C08)	ug/L	ND	50.0	50.0	03/03/22 16:09	N2
Aromatic (C09-C10)	ug/L	ND	50.0	50.0	03/03/22 16:09	N2
4-Bromofluorobenzene (FID) (S)	%	91	70-130		03/03/22 16:09	
4-Bromofluorobenzene (PID) (S)	%	82	70-130		03/03/22 16:09	

LABORATORY CONTROL SAMPLE & LCSD: 3569481 3569482

Parameter	Units	Spike Conc.	LCS Result	LCSD Result	LCS % Rec	LCSD % Rec	% Rec Limits	RPD	Max RPD	Qualifiers
Aliphatic (C05-C08)	ug/L	300	275	270	92	90	70-130	2	25	N2
Aromatic (C09-C10)	ug/L	100	97.2	99.4	97	99	70-130	2	25	N2
4-Bromofluorobenzene (FID) (S)	%				99	100	70-130			
4-Bromofluorobenzene (PID) (S)	%				89	89	70-130			

Results presented on this page are in the units indicated by the "Units" column except where an alternate unit is presented to the right of the result.

This report shall not be reproduced, except in full,
without the written consent of Pace Analytical Services, LLC.

Pace Analytical Services, LLC
9800 Kincey Ave. Suite 100
Huntersville, NC 28078
(704)875-9092

QUALITY CONTROL DATA

Project: 2020-L1-2448
Pace Project No.: 92590645

QC Batch: 683398
QC Batch Method: EPA 3010A
Analysis Method: EPA 6010D
Analysis Description: 6010 MET
Laboratory: Pace Analytical Services - Asheville
Associated Lab Samples: 92590645001

METHOD BLANK: 3574420 Matrix: Water
Associated Lab Samples: 92590645001

Parameter	Units	Blank Result	Reporting Limit	MDL	Analyzed	Qualifiers
Lead	ug/L	ND	5.0	4.5	03/14/22 13:48	

LABORATORY CONTROL SAMPLE: 3574421

Parameter	Units	Spike Conc.	LCS Result	LCS % Rec	% Rec Limits	Qualifiers
Lead	ug/L	500	448	90	80-120	

MATRIX SPIKE & MATRIX SPIKE DUPLICATE: 3574422 3574423

Parameter	Units	92590609001 Result	MS Spike Conc.	MSD Spike Conc.	MS Result	MSD Result	MS % Rec	MSD % Rec	% Rec Limits	RPD	Max RPD	Qual
Lead	ug/L	ND	500	500	473	471	95	94	75-125	1	20	

Results presented on this page are in the units indicated by the "Units" column except where an alternate unit is presented to the right of the result.

This report shall not be reproduced, except in full,
without the written consent of Pace Analytical Services, LLC.

Pace Analytical Services, LLC
9800 Kincey Ave. Suite 100
Huntersville, NC 28078
(704)875-9092

QUALITY CONTROL DATA

Project: 2020-L1-2448
Pace Project No.: 92590645

QC Batch: 681894
QC Batch Method: SM 6200B
Analysis Method: SM 6200B
Analysis Description: 6200B MSV
Laboratory: Pace Analytical Services - Charlotte
Associated Lab Samples: 92590645001

METHOD BLANK: 3566683
Matrix: Water
Associated Lab Samples: 92590645001

Parameter	Units	Blank Result	Reporting Limit	MDL	Analyzed	Qualifiers
1,1,1,2-Tetrachloroethane	ug/L	ND	0.50	0.31	03/03/22 13:44	
1,1,1-Trichloroethane	ug/L	ND	0.50	0.33	03/03/22 13:44	
1,1,2,2-Tetrachloroethane	ug/L	ND	0.50	0.22	03/03/22 13:44	
1,1,2-Trichloroethane	ug/L	ND	0.50	0.32	03/03/22 13:44	
1,1-Dichloroethane	ug/L	ND	0.50	0.37	03/03/22 13:44	
1,1-Dichloroethene	ug/L	ND	0.50	0.35	03/03/22 13:44	
1,1-Dichloropropene	ug/L	ND	0.50	0.43	03/03/22 13:44	
1,2,3-Trichlorobenzene	ug/L	ND	2.0	0.81	03/03/22 13:44	
1,2,3-Trichloropropane	ug/L	ND	0.50	0.26	03/03/22 13:44	
1,2,4-Trichlorobenzene	ug/L	ND	2.0	0.64	03/03/22 13:44	
1,2,4-Trimethylbenzene	ug/L	ND	0.50	0.50	03/03/22 13:44	
1,2-Dibromo-3-chloropropane	ug/L	ND	1.0	0.34	03/03/22 13:44	
1,2-Dibromoethane (EDB)	ug/L	ND	0.50	0.27	03/03/22 13:44	
1,2-Dichlorobenzene	ug/L	ND	0.50	0.34	03/03/22 13:44	
1,2-Dichloroethane	ug/L	ND	0.50	0.32	03/03/22 13:44	
1,2-Dichloropropane	ug/L	ND	0.50	0.36	03/03/22 13:44	
1,3,5-Trimethylbenzene	ug/L	ND	0.50	0.33	03/03/22 13:44	
1,3-Dichlorobenzene	ug/L	ND	0.50	0.34	03/03/22 13:44	
1,3-Dichloropropane	ug/L	ND	0.50	0.28	03/03/22 13:44	
1,4-Dichlorobenzene	ug/L	ND	0.50	0.33	03/03/22 13:44	
2,2-Dichloropropane	ug/L	ND	0.50	0.39	03/03/22 13:44	
2-Chlorotoluene	ug/L	ND	0.50	0.32	03/03/22 13:44	
4-Chlorotoluene	ug/L	ND	0.50	0.32	03/03/22 13:44	
Benzene	ug/L	ND	0.50	0.34	03/03/22 13:44	
Bromobenzene	ug/L	ND	0.50	0.29	03/03/22 13:44	
Bromochloromethane	ug/L	ND	0.50	0.47	03/03/22 13:44	
Bromodichloromethane	ug/L	ND	0.50	0.31	03/03/22 13:44	
Bromoform	ug/L	ND	0.50	0.34	03/03/22 13:44	
Bromomethane	ug/L	ND	5.0	1.7	03/03/22 13:44	
Carbon tetrachloride	ug/L	ND	0.50	0.33	03/03/22 13:44	
Chlorobenzene	ug/L	ND	0.50	0.28	03/03/22 13:44	
Chloroethane	ug/L	ND	1.0	0.65	03/03/22 13:44	
Chloroform	ug/L	ND	0.50	0.35	03/03/22 13:44	
Chloromethane	ug/L	ND	1.0	0.54	03/03/22 13:44	
cis-1,2-Dichloroethene	ug/L	ND	0.50	0.38	03/03/22 13:44	
cis-1,3-Dichloropropene	ug/L	ND	0.50	0.36	03/03/22 13:44	
Dibromochloromethane	ug/L	ND	0.50	0.36	03/03/22 13:44	
Dibromomethane	ug/L	ND	0.50	0.39	03/03/22 13:44	
Dichlorodifluoromethane	ug/L	ND	0.50	0.35	03/03/22 13:44	
Diisopropyl ether	ug/L	ND	0.50	0.31	03/03/22 13:44	

Results presented on this page are in the units indicated by the "Units" column except where an alternate unit is presented to the right of the result.

This report shall not be reproduced, except in full,
without the written consent of Pace Analytical Services, LLC.

Pace Analytical Services, LLC
9800 Kincey Ave. Suite 100
Huntersville, NC 28078
(704)875-9092

QUALITY CONTROL DATA

Project: 2020-L1-2448
Pace Project No.: 92590645

METHOD BLANK: 3566683 Matrix: Water
Associated Lab Samples: 92590645001

Parameter	Units	Blank Result	Reporting Limit	MDL	Analyzed	Qualifiers
Ethanol	ug/L	ND	200	72.2	03/03/22 13:44	
Ethylbenzene	ug/L	ND	0.50	0.30	03/03/22 13:44	
Hexachloro-1,3-butadiene	ug/L	ND	2.0	1.5	03/03/22 13:44	
Isopropylbenzene (Cumene)	ug/L	ND	0.50	0.33	03/03/22 13:44	
m&p-Xylene	ug/L	ND	1.0	0.71	03/03/22 13:44	
Methyl-tert-butyl ether	ug/L	ND	0.50	0.42	03/03/22 13:44	
Methylene Chloride	ug/L	ND	2.0	2.0	03/03/22 13:44	
n-Butylbenzene	ug/L	ND	0.50	0.49	03/03/22 13:44	
n-Propylbenzene	ug/L	ND	0.50	0.34	03/03/22 13:44	
Naphthalene	ug/L	ND	2.0	0.64	03/03/22 13:44	
o-Xylene	ug/L	ND	0.50	0.34	03/03/22 13:44	
sec-Butylbenzene	ug/L	ND	0.50	0.40	03/03/22 13:44	
Styrene	ug/L	ND	0.50	0.29	03/03/22 13:44	
tert-Butylbenzene	ug/L	ND	0.50	0.32	03/03/22 13:44	
Tetrachloroethene	ug/L	ND	0.50	0.29	03/03/22 13:44	
Toluene	ug/L	ND	0.50	0.48	03/03/22 13:44	
trans-1,2-Dichloroethene	ug/L	ND	0.50	0.40	03/03/22 13:44	
trans-1,3-Dichloropropene	ug/L	ND	0.50	0.36	03/03/22 13:44	
Trichloroethene	ug/L	ND	0.50	0.38	03/03/22 13:44	
Trichlorofluoromethane	ug/L	ND	1.0	0.30	03/03/22 13:44	
Vinyl chloride	ug/L	ND	1.0	0.39	03/03/22 13:44	
1,2-Dichloroethane-d4 (S)	%	99	70-130		03/03/22 13:44	
4-Bromofluorobenzene (S)	%	100	70-130		03/03/22 13:44	
Toluene-d8 (S)	%	100	70-130		03/03/22 13:44	

LABORATORY CONTROL SAMPLE: 3566684

Parameter	Units	Spike Conc.	LCS Result	LCS % Rec	% Rec Limits	Qualifiers
1,1,1,2-Tetrachloroethane	ug/L	50	47.8	96	60-140	
1,1,1-Trichloroethane	ug/L	50	45.4	91	60-140	
1,1,2,2-Tetrachloroethane	ug/L	50	46.4	93	60-140	
1,1,2-Trichloroethane	ug/L	50	46.5	93	60-140	
1,1-Dichloroethane	ug/L	50	44.6	89	60-140	
1,1-Dichloroethene	ug/L	50	44.7	89	60-140	
1,1-Dichloropropene	ug/L	50	48.5	97	60-140	
1,2,3-Trichlorobenzene	ug/L	50	50.0	100	60-140	
1,2,3-Trichloropropane	ug/L	50	49.8	100	60-140	
1,2,4-Trichlorobenzene	ug/L	50	48.7	97	60-140	
1,2,4-Trimethylbenzene	ug/L	50	44.3	89	60-140	
1,2-Dibromo-3-chloropropane	ug/L	50	49.7	99	60-140	
1,2-Dibromoethane (EDB)	ug/L	50	46.7	93	60-140	
1,2-Dichlorobenzene	ug/L	50	43.7	87	60-140	
1,2-Dichloroethane	ug/L	50	43.0	86	60-140	
1,2-Dichloropropane	ug/L	50	46.4	93	60-140	

Results presented on this page are in the units indicated by the "Units" column except where an alternate unit is presented to the right of the result.

This report shall not be reproduced, except in full,
without the written consent of Pace Analytical Services, LLC.

Pace Analytical Services, LLC
9800 Kincey Ave. Suite 100
Huntersville, NC 28078
(704)875-9092

QUALITY CONTROL DATA

Project: 2020-L1-2448
Pace Project No.: 92590645

LABORATORY CONTROL SAMPLE: 3566684

Parameter	Units	Spike Conc.	LCS Result	LCS % Rec	% Rec Limits	Qualifiers
1,3,5-Trimethylbenzene	ug/L	50	45.8	92	60-140	
1,3-Dichlorobenzene	ug/L	50	44.7	89	60-140	
1,3-Dichloropropane	ug/L	50	45.3	91	60-140	
1,4-Dichlorobenzene	ug/L	50	44.5	89	60-140	
2,2-Dichloropropane	ug/L	50	46.7	93	60-140	
2-Chlorotoluene	ug/L	50	44.4	89	60-140	
4-Chlorotoluene	ug/L	50	43.7	87	60-140	
Benzene	ug/L	50	44.5	89	60-140	
Bromobenzene	ug/L	50	44.7	89	60-140	
Bromochloromethane	ug/L	50	46.1	92	60-140	
Bromodichloromethane	ug/L	50	46.8	94	60-140	
Bromoform	ug/L	50	49.7	99	60-140	
Bromomethane	ug/L	50	47.3	95	60-140	
Carbon tetrachloride	ug/L	50	43.5	87	60-140	
Chlorobenzene	ug/L	50	45.9	92	60-140	
Chloroethane	ug/L	50	39.8	80	60-140	
Chloroform	ug/L	50	44.7	89	60-140	
Chloromethane	ug/L	50	42.5	85	60-140	
cis-1,2-Dichloroethene	ug/L	50	45.0	90	60-140	
cis-1,3-Dichloropropene	ug/L	50	48.1	96	60-140	
Dibromochloromethane	ug/L	50	45.5	91	60-140	
Dibromomethane	ug/L	50	46.2	92	60-140	
Dichlorodifluoromethane	ug/L	50	39.8	80	60-140	
Diisopropyl ether	ug/L	50	43.7	87	60-140	
Ethanol	ug/L	2000	1830	92	60-140	
Ethylbenzene	ug/L	50	45.2	90	60-140	
Hexachloro-1,3-butadiene	ug/L	50	48.5	97	60-140	
Isopropylbenzene (Cumene)	ug/L	50	46.8	94	60-140	
m&p-Xylene	ug/L	100	90.3	90	60-140	
Methyl-tert-butyl ether	ug/L	50	46.6	93	60-140	
Methylene Chloride	ug/L	50	49.5	99	60-140	
n-Butylbenzene	ug/L	50	47.0	94	60-140	
n-Propylbenzene	ug/L	50	44.5	89	60-140	
Naphthalene	ug/L	50	50.0	100	60-140	
o-Xylene	ug/L	50	45.6	91	60-140	
sec-Butylbenzene	ug/L	50	45.0	90	60-140	
Styrene	ug/L	50	47.6	95	60-140	
tert-Butylbenzene	ug/L	50	45.1	90	60-140	
Tetrachloroethene	ug/L	50	46.7	93	60-140	
Toluene	ug/L	50	43.6	87	60-140	
trans-1,2-Dichloroethene	ug/L	50	45.5	91	60-140	
trans-1,3-Dichloropropene	ug/L	50	47.9	96	60-140	
Trichloroethene	ug/L	50	44.9	90	60-140	
Trichlorofluoromethane	ug/L	50	39.5	79	60-140	
Vinyl chloride	ug/L	50	45.4	91	60-140	
1,2-Dichloroethane-d4 (S)	%			103	70-130	
4-Bromofluorobenzene (S)	%			97	70-130	

Results presented on this page are in the units indicated by the "Units" column except where an alternate unit is presented to the right of the result.

This report shall not be reproduced, except in full,
without the written consent of Pace Analytical Services, LLC.

Pace Analytical Services, LLC
9800 Kincey Ave. Suite 100
Huntersville, NC 28078
(704)875-9092

QUALITY CONTROL DATA

Project: 2020-L1-2448
Pace Project No.: 92590645

LABORATORY CONTROL SAMPLE: 3566684

Parameter	Units	Spike Conc.	LCS Result	LCS % Rec	% Rec Limits	Qualifiers
Toluene-d8 (S)	%			99	70-130	

MATRIX SPIKE & MATRIX SPIKE DUPLICATE: 3566685 3566686

Parameter	Units	92590778018 Result	MS Spike Conc.	MSD Spike Conc.	MS Result	MSD Result	MS % Rec	MSD % Rec	% Rec Limits	RPD	Max RPD	Qual
1,1,1,2-Tetrachloroethane	ug/L	ND	20	20	22.1	22.4	111	112	60-140	1	30	
1,1,1-Trichloroethane	ug/L	ND	20	20	21.8	22.2	109	111	60-140	2	30	
1,1,2,2-Tetrachloroethane	ug/L	ND	20	20	22.0	22.0	110	110	60-140	0	30	
1,1,2-Trichloroethane	ug/L	ND	20	20	21.6	21.5	108	108	60-140	0	30	
1,1-Dichloroethane	ug/L	ND	20	20	21.4	21.6	107	108	60-140	1	30	
1,1-Dichloroethene	ug/L	ND	20	20	21.3	21.9	106	109	60-140	3	30	
1,1-Dichloropropene	ug/L	ND	20	20	23.4	23.8	117	119	60-140	2	30	
1,2,3-Trichlorobenzene	ug/L	ND	20	20	24.5	25.0	122	125	60-140	2	30	
1,2,3-Trichloropropane	ug/L	ND	20	20	23.5	21.5	118	108	60-140	9	30	
1,2,4-Trichlorobenzene	ug/L	ND	20	20	23.7	23.8	119	119	60-140	0	30	
1,2,4-Trimethylbenzene	ug/L	ND	20	20	21.3	21.6	106	108	60-140	1	30	
1,2-Dibromo-3-chloropropane	ug/L	ND	20	20	23.6	23.7	118	119	60-140	1	30	
1,2-Dibromoethane (EDB)	ug/L	ND	20	20	22.2	22.3	111	112	60-140	1	30	
1,2-Dichlorobenzene	ug/L	ND	20	20	21.5	22.2	107	111	60-140	3	30	
1,2-Dichloroethane	ug/L	ND	20	20	20.2	20.7	101	103	60-140	3	30	
1,2-Dichloropropane	ug/L	ND	20	20	21.9	22.0	110	110	60-140	0	30	
1,3,5-Trimethylbenzene	ug/L	ND	20	20	22.3	23.0	111	115	60-140	3	30	
1,3-Dichlorobenzene	ug/L	ND	20	20	21.4	22.4	107	112	60-140	5	30	
1,3-Dichloropropane	ug/L	ND	20	20	21.6	21.5	108	107	60-140	1	30	
1,4-Dichlorobenzene	ug/L	ND	20	20	20.6	21.5	103	107	60-140	4	30	
2,2-Dichloropropane	ug/L	ND	20	20	22.5	22.2	113	111	60-140	1	30	
2-Chlorotoluene	ug/L	ND	20	20	21.3	21.9	107	110	60-140	3	30	
4-Chlorotoluene	ug/L	ND	20	20	20.8	21.8	104	109	60-140	5	30	
Benzene	ug/L	ND	20	20	21.4	21.8	107	109	60-140	2	30	
Bromobenzene	ug/L	ND	20	20	22.0	23.1	110	115	60-140	5	30	
Bromochloromethane	ug/L	ND	20	20	22.4	22.1	112	110	60-140	2	30	
Bromodichloromethane	ug/L	ND	20	20	21.6	21.8	108	109	60-140	1	30	
Bromoform	ug/L	ND	20	20	22.5	21.9	113	109	60-140	3	30	
Bromomethane	ug/L	ND	20	20	26.6	25.4	133	127	60-140	5	30	
Carbon tetrachloride	ug/L	ND	20	20	20.7	20.6	103	103	60-140	0	30	
Chlorobenzene	ug/L	ND	20	20	22.0	22.1	110	111	60-140	1	30	
Chloroethane	ug/L	ND	20	20	23.8	23.5	119	117	60-140	1	30	
Chloroform	ug/L	ND	20	20	21.5	22.8	108	114	60-140	6	30	
Chloromethane	ug/L	ND	20	20	20.1	19.9	101	100	60-140	1	30	
cis-1,2-Dichloroethene	ug/L	ND	20	20	21.4	21.9	107	109	60-140	2	30	
cis-1,3-Dichloropropene	ug/L	ND	20	20	21.9	21.9	110	109	60-140	0	30	
Dibromochloromethane	ug/L	ND	20	20	20.5	21.4	102	107	60-140	4	30	
Dibromomethane	ug/L	ND	20	20	21.7	21.9	108	109	60-140	1	30	

Results presented on this page are in the units indicated by the "Units" column except where an alternate unit is presented to the right of the result.

REPORT OF LABORATORY ANALYSIS

This report shall not be reproduced, except in full,
without the written consent of Pace Analytical Services, LLC.

Pace Analytical Services, LLC
9800 Kincey Ave. Suite 100
Huntersville, NC 28078
(704)875-9092

QUALITY CONTROL DATA

Project: 2020-L1-2448
Pace Project No.: 92590645

MATRIX SPIKE & MATRIX SPIKE DUPLICATE: 3566685 3566686

Parameter	Units	92590778018 Result	MS Spike Conc.	MSD Spike Conc.	MS Result	MSD Result	MS % Rec	MSD % Rec	% Rec Limits	RPD	Max RPD	Qual
Dichlorodifluoromethane	ug/L	ND	20	20	21.2	21.7	106	108	60-140	2	30	
Diisopropyl ether	ug/L	ND	20	20	19.7	20.1	99	100	60-140	2	30	
Ethanol	ug/L	ND	800	800	864	876	108	110	60-140	1	30	
Ethylbenzene	ug/L	ND	20	20	21.9	22.2	110	111	60-140	1	30	
Hexachloro-1,3-butadiene	ug/L	ND	20	20	24.0	25.0	120	125	60-140	4	30	
Isopropylbenzene (Cumene)	ug/L	ND	20	20	22.6	22.9	113	115	60-140	1	30	
m&p-Xylene	ug/L	ND	40	40	44.1	43.9	110	110	60-140	0	30	
Methyl-tert-butyl ether	ug/L	ND	20	20	21.0	21.7	105	108	60-140	3	30	
Methylene Chloride	ug/L	ND	20	20	21.2	21.7	106	109	60-140	2	30	
n-Butylbenzene	ug/L	ND	20	20	22.7	23.2	113	116	60-140	2	30	
n-Propylbenzene	ug/L	ND	20	20	21.7	22.5	108	112	60-140	4	30	
Naphthalene	ug/L	ND	20	20	24.9	25.0	125	125	60-140	0	30	
o-Xylene	ug/L	ND	20	20	21.9	22.0	110	110	60-140	0	30	
sec-Butylbenzene	ug/L	ND	20	20	22.1	22.5	111	113	60-140	2	30	
Styrene	ug/L	ND	20	20	22.4	22.7	112	114	60-140	1	30	
tert-Butylbenzene	ug/L	ND	20	20	18.7	19.3	94	96	60-140	3	30	
Tetrachloroethene	ug/L	ND	20	20	22.2	22.4	111	112	60-140	1	30	
Toluene	ug/L	ND	20	20	21.1	20.9	105	104	60-140	1	30	
trans-1,2-Dichloroethene	ug/L	ND	20	20	22.0	22.3	110	112	60-140	1	30	
trans-1,3-Dichloropropene	ug/L	ND	20	20	21.9	21.6	109	108	60-140	1	30	
Trichloroethene	ug/L	ND	20	20	21.4	21.4	107	107	60-140	0	30	
Trichlorofluoromethane	ug/L	ND	20	20	20.2	20.4	101	102	60-140	1	30	
Vinyl chloride	ug/L	ND	20	20	21.9	21.9	110	110	60-140	0	30	
1,2-Dichloroethane-d4 (S)	%						99	101	70-130			
4-Bromofluorobenzene (S)	%						101	100	70-130			
Toluene-d8 (S)	%						99	98	70-130			

Results presented on this page are in the units indicated by the "Units" column except where an alternate unit is presented to the right of the result.

This report shall not be reproduced, except in full,
without the written consent of Pace Analytical Services, LLC.

Pace Analytical Services, LLC
9800 Kincey Ave. Suite 100
Huntersville, NC 28078
(704)875-9092

QUALIFIERS

Project: 2020-L1-2448
Pace Project No.: 92590645

DEFINITIONS

DF - Dilution Factor, if reported, represents the factor applied to the reported data due to dilution of the sample aliquot.

ND - Not Detected at or above adjusted reporting limit.

TNTC - Too Numerous To Count

J - Estimated concentration above the adjusted method detection limit and below the adjusted reporting limit.

MDL - Adjusted Method Detection Limit.

PQL - Practical Quantitation Limit.

RL - Reporting Limit - The lowest concentration value that meets project requirements for quantitative data with known precision and bias for a specific analyte in a specific matrix.

S - Surrogate

1,2-Diphenylhydrazine decomposes to and cannot be separated from Azobenzene using Method 8270. The result for each analyte is a combined concentration.

Consistent with EPA guidelines, unrounded data are displayed and have been used to calculate % recovery and RPD values.

LCS(D) - Laboratory Control Sample (Duplicate)

MS(D) - Matrix Spike (Duplicate)

DUP - Sample Duplicate

RPD - Relative Percent Difference

NC - Not Calculable.

SG - Silica Gel - Clean-Up

U - Indicates the compound was analyzed for, but not detected.

Acid preservation may not be appropriate for 2 Chloroethylvinyl ether.

A separate vial preserved to a pH of 4-5 is recommended in SW846 Chapter 4 for the analysis of Acrolein and Acrylonitrile by EPA Method 8260.

N-Nitrosodiphenylamine decomposes and cannot be separated from Diphenylamine using Method 8270. The result reported for each analyte is a combined concentration.

Reported results are not rounded until the final step prior to reporting. Therefore, calculated parameters that are typically reported as "Total" may vary slightly from the sum of the reported component parameters.

Pace Analytical is TNI accredited. Contact your Pace PM for the current list of accredited analytes.

TNI - The NELAC Institute.

ANALYTE QUALIFIERS

N2	The lab does not hold NELAC/TNI accreditation for this parameter but other accreditations/certifications may apply. A complete list of accreditations/certifications is available upon request.

This report shall not be reproduced, except in full,
without the written consent of Pace Analytical Services, LLC.

Pace Analytical Services, LLC
9800 Kincey Ave. Suite 100
Huntersville, NC 28078
(704)875-9092

QUALITY CONTROL DATA CROSS REFERENCE TABLE

Project: 2020-L1-2448
Pace Project No.: 92590645

Lab ID	Sample ID	QC Batch Method	QC Batch	Analytical Method	Analytical Batch
92590645001	**13800_HC_RD**	MADEP VPH	682385		
92590645001	**13800_HC_RD**	EPA 3010A	683398	EPA 6010D	683588
92590645001	**13800_HC_RD**	SM 6200B	681894		

This report shall not be reproduced, except in full,
without the written consent of Pace Analytical Services, LLC.

Pace Analytical

CHAIN-OF-CUSTODY Analytical Request Document

Chain-of-Custody is a LEGAL DOCUMENT - Complete all relevent fields

WO# : 92590645

92590645

Order Number or

NLY

Company: Apex Companies

Billing Information:

Address:

Report To: Andrew Street

Email To: andrew.street@apexcos.com

Copy To:

Site Collection Info/Address:

Customer Project Name/Number: 2020-LI-2448

State: NC / County/City: Huntersville

Time Zone Collected: [ ] PT [ ] MT [ ] CT [✓] ET

Phone:
Email:

Site/Facility ID #:

Compliance Monitoring? [ ] Yes [ ] No

Collected By (print): Roger Cantley, Jamie Hemphill

Purchase Order #:
Quote #:

DW PWS ID #:
DW Location Code:

Collected By (signature):

Turnaround Date Required: ASAP

Immediately Packed on Ice: [✓] Yes [ ] No

Sample Disposal:
[✓] Dispose as appropriate [ ] Return
[ ] Archive: _____
[ ] Hold: _____

Rush:
[ ] Same Day [ ] Next Day
[ ] 2 Day [ ] 3 Day [ ] 4 Day [ ] 5 Day
(Expedite Charges Apply)

Field Filtered (if applicable):
[ ] Yes [ ] No
Analysis: _____

Container Preservative Type **

Lab Project Manager:

** Preservative Types: (1) nitric acid, (2) sulfuric acid, (3) hydrochloric acid, (4) sodium hydroxide, (5) zinc acetate, (6) methanol, (7) sodium bisulfate, (8) sodium thiosulfate, (9) hexane, (A) ascorbic acid, (B) ammonium sulfate, (C) ammonium hydroxide, (D) TSP, (U) Unpreserved, (O) Other _____

* Matrix Codes (Insert in Matrix box below): Drinking Water (DW), Ground Water (GW), Wastewater (WW), Product (P), Soil/Solid (SL), Oil (OL), Wipe (WP), Air (AR), Tissue (TS), Bioassay (B), Vapor (V), Other (OT)

Customer Sample ID	Matrix *	Comp / Grab	Collected (or Composite Start) Date	Collected (or Composite Start) Time	Composite End Date	Composite End Time	Res Cl	# of Ctns	VOC 6200B	MADEP VPH	LEAD							Lab Sample # / Comments
13800_HC_RD	DW	G	3-1-22	0830	—	—	—	8	X	X	X							92590645 001

Lab Profile/Line:

Lab Sample Receipt Checklist:

Custody Seals Present/Intact	Y	N	NA
Custody Signatures Present	Y	N	NA
Collector Signature Present	Y	N	NA
Bottles Intact	Y	N	NA
Correct Bottles	Y	N	NA
Sufficient Volume	Y	N	NA
Samples Received on Ice	Y	N	NA
VOA - Headspace Acceptable	Y	N	NA
USDA Regulated Soils	Y	N	NA
Samples in Holding Time	Y	N	NA
Residual Chlorine Present	Y	N	NA
Cl Strips:			
Sample pH Acceptable	Y	N	NA
pH Strips: 223814AV			
Sulfide Present	Y	N	NA
Lead Acetate Strips:			

LAB USE ONLY:
Lab Sample # / Comments:

Customer Remarks / Special Conditions / Possible Hazards:

Type of Ice Used: Wet Blue Dry None

Packing Material Used: B B

Radchem sample(s) screened (<500 cpm): Y N NA

SHORT HOLDS PRESENT (<72 hours): Y N N/A

Lab Tracking #: 2683861

Samples received via: FEDEX UPS Client Courier Pace Courier

Lab Sample Temperature Info:
Temp Blank Received: Y N NA
Therm ID#: 02T064
Cooler 1 Temp Upon Receipt: 5.8 oC
Cooler 1 Therm Corr. Factor: 0 oC
Cooler 1 Corrected Temp: 5.8 oC
Comments:

Relinquished by/Company: (Signature)	Date/Time:	Received by/Company: (Signature)	Date/Time:
Apex	3-1-22 / 1200	JKC Pace ML	3-1-22 1200
Relinquished by/Company: (Signature)	Date/Time:	Received by/Company: (Signature)	Date/Time:
Relinquished by/Company: (Signature)	Date/Time:	Received by/Company: (Signature)	Date/Time:

MTJL LAB USE ONLY
Table #:
Acctnum:
Template:
Prelogin:
PM:
PB:

Trip Blank Received: Y N NA
HCL MeOH TSP Other

Non Conformance(s): YES / NO

Page: 1 of: 1

Pace Analytical®	Document Name: Sample Condition Upon Receipt (SCUR)	Document Revised: November 15, 2021 Page 2 of 2
	Document No.: F-CAR-CS-033-Rev.08	Issuing Authority: Pace Carolinas Quality Office

***Check mark top half of box if pH and/or dechlorination is verified and within the acceptance range for preservation samples.**

Exceptions: VOA, Coliform, TOC, Oil and Grease, DRO/8015 (water) DOC, LLHg

****Bottom half of box is to list number of bottles**

Proje

WO# : 92590645

PM: AMB Due Date: 03/08/22

CLIENT: 92-APEX MOOR

Item#	BP4U-125 mL Plastic Unpreserved (N/A) (Cl-)	BP3U-250 mL Plastic Unpreserved (N/A)	BP2U-500 mL Plastic Unpreserved (N/A)	BP1U-1 liter Plastic Unpreserved (N/A)	BP4S-125 mL Plastic H2SO4 (pH < 2) (Cl-)	BP3N-250 mL plastic HNO3 (pH < 2)	BP4Z-125 mL Plastic ZN Acetate & NaOH (>9)	BP4B-125 mL Plastic NaOH (pH > 12) (Cl-)	WGFU-Wide-mouthed Glass jar Unpreserved	AG1U-1 liter Amber Unpreserved (N/A) (Cl-)	AG1H-1 liter Amber HCl (pH < 2)	AG3U-250 mL Amber Unpreserved (N/A) (Cl-)	AG1S-1 liter Amber H2SO4 (pH < 2)	AG3S-250 mL Amber H2SO4 (pH < 2)	AG3A(DG3A)-250 mL Amber NH4Cl (N/A)(Cl-)	DG9H-40 mL VOA HCl (N/A)	VG9T-40 mL VOA Na2S2O3 (N/A)	VG9U-40 mL VOA Unpreserved (N/A)	DG9P-40 mL VOA H3PO4 (N/A)	VOAK (3 vials per kit)-5035 kit (N/A)	V/GK (3 vials per kit)-VPH/Gas kit (N/A)	SP5T-125 mL Sterile Plastic (N/A – lab)	SP2T-250 mL Sterile Plastic (N/A – lab)		BP3A-250 mL Plastic (NH2)2SO4 (9.3-9.7)	AG0U-100 mL Amber Unpreserved vials (N/A)	VSGU-20 mL Scintillation vials (N/A)	DG9U-40 mL Amber Unpreserved vials (N/A)
1						✓										7												
2																												
3																												
4																												
5																												
6																												
7																												
8																												
9																												
10																												
11																												
12																												

pH Adjustment Log for Preserved Samples

Sample ID	Type of Preservative	pH upon receipt	Date preservation adjusted	Time preservation adjusted	Amount of Preservative added	Lot #

Note: Whenever there is a discrepancy affecting North Carolina compliance samples, a copy of this form will be sent to the North Carolina DEHNR Certification Office (i.e. Out of hold, incorrect preservative, out of temp, incorrect containers.

Pace Analytical Services, LLC
9800 Kincey Ave. Suite 100
Huntersville, NC 28078
(704)875-9092

March 15, 2022

Andrew Street
Apex Companies - NC
5900 Northwoods Business Pkwy
Suite 5900-0
Charlotte, NC 28269

RE: Project: 2020-L1-2448
Pace Project No.: 92590655

Dear Andrew Street:

Enclosed are the analytical results for sample(s) received by the laboratory on March 01, 2022. The results relate only to the samples included in this report. Results reported herein conform to the applicable TNI/NELAC Standards and the laboratory's Quality Manual, where applicable, unless otherwise noted in the body of the report.

The test results provided in this final report were generated by each of the following laboratories within the Pace Network:

- Pace Analytical Services - Asheville
- Pace Analytical Services - Charlotte

If you have any questions concerning this report, please feel free to contact me.

Sincerely,

Angela M. Baioni

Angela Baioni
angela.baioni@pacelabs.com
(704)875-9092
Project Manager

Enclosures

cc: J Culbreath, Colonial Pipeline Company
Naomi Fretz, APEX Companies, LLC
Robert Hughes, Colonial Pipeline
Cameron Lee, Montrose-EPS
Jamie Moran, APEX Companies, LLC
Jeff Morrison, Colonial Pipeline Company
Tom Naumann, APEX Companies - NC
Joe Nicolette, Montrose-EPS
Kaitlyn Nootens, Apex Companies
Christopher Schultz, Apex Companies
Matt Teixeira, Apex Companies, LLC
Michael Verdon, Colonial Pipeline Company
JM Wyatt, Colonial Pipeline Company

REPORT OF LABORATORY ANALYSIS

This report shall not be reproduced, except in full,
without the written consent of Pace Analytical Services, LLC.

Pace Analytical Services, LLC
9800 Kincey Ave. Suite 100
Huntersville, NC 28078
(704)875-9092

CERTIFICATIONS

Project: 2020-L1-2448
Pace Project No.: 92590655

Pace Analytical Services Charlotte

South Carolina Laboratory ID: 99006
9800 Kincey Ave. Ste 100, Huntersville, NC 28078
North Carolina Drinking Water Certification #: 37706
North Carolina Field Services Certification #: 5342
North Carolina Wastewater Certification #: 12
South Carolina Laboratory ID: 99006
South Carolina Certification #: 99006001
South Carolina Drinking Water Cert. #: 99006003
Florida/NELAP Certification #: E87627
Kentucky UST Certification #: 84
Louisiana DoH Drinking Water #: LA029
Virginia/VELAP Certification #: 460221

Pace Analytical Services Asheville

2225 Riverside Drive, Asheville, NC 28804
Florida/NELAP Certification #: E87648
North Carolina Drinking Water Certification #: 37712
North Carolina Wastewater Certification #: 40
South Carolina Laboratory ID: 99030
South Carolina Certification #: 99030001
Virginia/VELAP Certification #: 460222

This report shall not be reproduced, except in full,
without the written consent of Pace Analytical Services, LLC.

Pace Analytical Services, LLC
9800 Kincey Ave. Suite 100
Huntersville, NC 28078
(704)875-9092

SAMPLE SUMMARY

Project: 2020-L1-2448
Pace Project No.: 92590655

Lab ID	Sample ID	Matrix	Date Collected	Date Received
92590655001	**DUP-1**	Water	03/01/22 00:00	03/01/22 12:00
92590655002	**FB-1**	Water	03/01/22 00:00	03/01/22 12:00
92590655003	**TRIP-BLANK**	Water	03/01/22 00:00	03/01/22 12:00

This report shall not be reproduced, except in full,
without the written consent of Pace Analytical Services, LLC.

Pace Analytical Services, LLC
9800 Kincey Ave. Suite 100
Huntersville, NC 28078
(704)875-9092

SAMPLE ANALYTE COUNT

Project: 2020-L1-2448
Pace Project No.: 92590655

Lab ID	Sample ID	Method	Analysts	Analytes Reported	Laboratory
92590655001	**DUP-1**	MADEP VPH	MAD	6	PASI-C
		EPA 6010D	CRW	1	PASI-A
		SM 6200B	BSH	64	PASI-C
92590655002	**FB-1**	MADEP VPH	MAD	6	PASI-C
		EPA 6010D	CRW	1	PASI-A
		SM 6200B	BSH	64	PASI-C
92590655003	**TRIP-BLANK**	SM 6200B	CL	64	PASI-C

PASI-A = Pace Analytical Services - Asheville
PASI-C = Pace Analytical Services - Charlotte

This report shall not be reproduced, except in full,
without the written consent of Pace Analytical Services, LLC.

Pace Analytical Services, LLC
9800 Kincey Ave. Suite 100
Huntersville, NC 28078
(704)875-9092

ANALYTICAL RESULTS

Project: 2020-L1-2448
Pace Project No.: 92590655

Sample: DUP-1 **Lab ID: 92590655001** Collected: 03/01/22 00:00 Received: 03/01/22 12:00 Matrix: Water

Parameters	Results	Units	Report Limit	MDL	DF	Prepared	Analyzed	CAS No.	Qual
VPH NC Water	Analytical Method: MADEP VPH								
	Pace Analytical Services - Charlotte								
Total VPH (C5-C12)	ND	ug/L	50.0	50.0	1		03/04/22 10:22		N2
Aliphatic (C05-C08)	ND	ug/L	50.0	50.0	1		03/04/22 10:22		N2
Aliphatic(C09-C12) Adjusted	ND	ug/L	50.0	50.0	1		03/04/22 10:22		N2
Aromatic (C09-C10)	ND	ug/L	50.0	50.0	1		03/04/22 10:22		N2
Surrogates									
4-Bromofluorobenzene (FID) (S)	102	%	70-130		1		03/04/22 10:22	460-00-4	
4-Bromofluorobenzene (PID) (S)	91	%	70-130		1		03/04/22 10:22	460-00-4	
6010 MET ICP	Analytical Method: EPA 6010D Preparation Method: EPA 3010A								
	Pace Analytical Services - Asheville								
Lead	ND	ug/L	5.0	4.5	1	03/09/22 11:32	03/14/22 14:46	7439-92-1	
6200B MSV	Analytical Method: SM 6200B								
	Pace Analytical Services - Charlotte								
Benzene	ND	ug/L	0.50	0.34	1		03/03/22 06:47	71-43-2	
Bromobenzene	ND	ug/L	0.50	0.29	1		03/03/22 06:47	108-86-1	
Bromochloromethane	ND	ug/L	0.50	0.47	1		03/03/22 06:47	74-97-5	
Bromodichloromethane	ND	ug/L	0.50	0.31	1		03/03/22 06:47	75-27-4	
Bromoform	ND	ug/L	0.50	0.34	1		03/03/22 06:47	75-25-2	
Bromomethane	ND	ug/L	5.0	1.7	1		03/03/22 06:47	74-83-9	
n-Butylbenzene	ND	ug/L	0.50	0.49	1		03/03/22 06:47	104-51-8	
sec-Butylbenzene	ND	ug/L	0.50	0.40	1		03/03/22 06:47	135-98-8	
tert-Butylbenzene	ND	ug/L	0.50	0.32	1		03/03/22 06:47	98-06-6	
Carbon tetrachloride	ND	ug/L	0.50	0.33	1		03/03/22 06:47	56-23-5	
Chlorobenzene	ND	ug/L	0.50	0.28	1		03/03/22 06:47	108-90-7	
Chloroethane	ND	ug/L	1.0	0.65	1		03/03/22 06:47	75-00-3	
Chloroform	ND	ug/L	0.50	0.35	1		03/03/22 06:47	67-66-3	
Chloromethane	ND	ug/L	1.0	0.54	1		03/03/22 06:47	74-87-3	
2-Chlorotoluene	ND	ug/L	0.50	0.32	1		03/03/22 06:47	95-49-8	
4-Chlorotoluene	ND	ug/L	0.50	0.32	1		03/03/22 06:47	106-43-4	
1,2-Dibromo-3-chloropropane	ND	ug/L	1.0	0.34	1		03/03/22 06:47	96-12-8	
Dibromochloromethane	ND	ug/L	0.50	0.36	1		03/03/22 06:47	124-48-1	
1,2-Dibromoethane (EDB)	ND	ug/L	0.50	0.27	1		03/03/22 06:47	106-93-4	
Dibromomethane	ND	ug/L	0.50	0.39	1		03/03/22 06:47	74-95-3	
1,2-Dichlorobenzene	ND	ug/L	0.50	0.34	1		03/03/22 06:47	95-50-1	
1,3-Dichlorobenzene	ND	ug/L	0.50	0.34	1		03/03/22 06:47	541-73-1	
1,4-Dichlorobenzene	ND	ug/L	0.50	0.33	1		03/03/22 06:47	106-46-7	
Dichlorodifluoromethane	ND	ug/L	0.50	0.35	1		03/03/22 06:47	75-71-8	
1,1-Dichloroethane	ND	ug/L	0.50	0.37	1		03/03/22 06:47	75-34-3	
1,2-Dichloroethane	ND	ug/L	0.50	0.32	1		03/03/22 06:47	107-06-2	
1,1-Dichloroethene	ND	ug/L	0.50	0.35	1		03/03/22 06:47	75-35-4	
cis-1,2-Dichloroethene	ND	ug/L	0.50	0.38	1		03/03/22 06:47	156-59-2	
trans-1,2-Dichloroethene	ND	ug/L	0.50	0.40	1		03/03/22 06:47	156-60-5	
1,2-Dichloropropane	ND	ug/L	0.50	0.36	1		03/03/22 06:47	78-87-5	
1,3-Dichloropropane	ND	ug/L	0.50	0.28	1		03/03/22 06:47	142-28-9	

This report shall not be reproduced, except in full,
without the written consent of Pace Analytical Services, LLC.

Pace Analytical Services, LLC
9800 Kincey Ave. Suite 100
Huntersville, NC 28078
(704)875-9092

ANALYTICAL RESULTS

Project: 2020-L1-2448
Pace Project No.: 92590655

Sample: DUP-1 **Lab ID: 92590655001** Collected: 03/01/22 00:00 Received: 03/01/22 12:00 Matrix: Water

Parameters	Results	Units	Report Limit	MDL	DF	Prepared	Analyzed	CAS No.	Qual
6200B MSV	Analytical Method: SM 6200B								
	Pace Analytical Services - Charlotte								
2,2-Dichloropropane	ND	ug/L	0.50	0.39	1		03/03/22 06:47	594-20-7	
1,1-Dichloropropene	ND	ug/L	0.50	0.43	1		03/03/22 06:47	563-58-6	
cis-1,3-Dichloropropene	ND	ug/L	0.50	0.36	1		03/03/22 06:47	10061-01-5	
trans-1,3-Dichloropropene	ND	ug/L	0.50	0.36	1		03/03/22 06:47	10061-02-6	
Diisopropyl ether	ND	ug/L	0.50	0.31	1		03/03/22 06:47	108-20-3	
Ethanol	ND	ug/L	200	72.2	1		03/03/22 06:47	64-17-5	
Ethylbenzene	ND	ug/L	0.50	0.30	1		03/03/22 06:47	100-41-4	
Hexachloro-1,3-butadiene	ND	ug/L	2.0	1.5	1		03/03/22 06:47	87-68-3	
Isopropylbenzene (Cumene)	ND	ug/L	0.50	0.33	1		03/03/22 06:47	98-82-8	
Methylene Chloride	ND	ug/L	2.0	2.0	1		03/03/22 06:47	75-09-2	
Methyl-tert-butyl ether	ND	ug/L	0.50	0.42	1		03/03/22 06:47	1634-04-4	
Naphthalene	ND	ug/L	2.0	0.64	1		03/03/22 06:47	91-20-3	
n-Propylbenzene	ND	ug/L	0.50	0.34	1		03/03/22 06:47	103-65-1	
Styrene	ND	ug/L	0.50	0.29	1		03/03/22 06:47	100-42-5	
1,1,1,2-Tetrachloroethane	ND	ug/L	0.50	0.31	1		03/03/22 06:47	630-20-6	
1,1,2,2-Tetrachloroethane	ND	ug/L	0.50	0.22	1		03/03/22 06:47	79-34-5	
Tetrachloroethene	ND	ug/L	0.50	0.29	1		03/03/22 06:47	127-18-4	
Toluene	ND	ug/L	0.50	0.48	1		03/03/22 06:47	108-88-3	
1,2,3-Trichlorobenzene	ND	ug/L	2.0	0.81	1		03/03/22 06:47	87-61-6	
1,2,4-Trichlorobenzene	ND	ug/L	2.0	0.64	1		03/03/22 06:47	120-82-1	
1,1,1-Trichloroethane	ND	ug/L	0.50	0.33	1		03/03/22 06:47	71-55-6	
1,1,2-Trichloroethane	ND	ug/L	0.50	0.32	1		03/03/22 06:47	79-00-5	
Trichloroethene	ND	ug/L	0.50	0.38	1		03/03/22 06:47	79-01-6	
Trichlorofluoromethane	ND	ug/L	1.0	0.30	1		03/03/22 06:47	75-69-4	
1,2,3-Trichloropropane	ND	ug/L	0.50	0.26	1		03/03/22 06:47	96-18-4	
1,2,4-Trimethylbenzene	ND	ug/L	0.50	0.50	1		03/03/22 06:47	95-63-6	
1,3,5-Trimethylbenzene	ND	ug/L	0.50	0.33	1		03/03/22 06:47	108-67-8	
Vinyl chloride	ND	ug/L	1.0	0.39	1		03/03/22 06:47	75-01-4	
m&p-Xylene	ND	ug/L	1.0	0.71	1		03/03/22 06:47	179601-23-1	
o-Xylene	ND	ug/L	0.50	0.34	1		03/03/22 06:47	95-47-6	
Surrogates									
1,2-Dichloroethane-d4 (S)	89	%	70-130		1		03/03/22 06:47	17060-07-0	
4-Bromofluorobenzene (S)	96	%	70-130		1		03/03/22 06:47	460-00-4	
Toluene-d8 (S)	102	%	70-130		1		03/03/22 06:47	2037-26-5	

This report shall not be reproduced, except in full,
without the written consent of Pace Analytical Services, LLC.

Pace Analytical Services, LLC
9800 Kincey Ave. Suite 100
Huntersville, NC 28078
(704)875-9092

ANALYTICAL RESULTS

Project: 2020-L1-2448
Pace Project No.: 92590655

Sample: FB-1 **Lab ID: 92590655002** Collected: 03/01/22 00:00 Received: 03/01/22 12:00 Matrix: Water

Parameters	Results	Units	Report Limit	MDL	DF	Prepared	Analyzed	CAS No.	Qual
VPH NC Water	Analytical Method: MADEP VPH								
	Pace Analytical Services - Charlotte								
Total VPH (C5-C12)	ND	ug/L	50.0	50.0	1		03/04/22 10:52		N2
Aliphatic (C05-C08)	ND	ug/L	50.0	50.0	1		03/04/22 10:52		N2
Aliphatic(C09-C12) Adjusted	ND	ug/L	50.0	50.0	1		03/04/22 10:52		N2
Aromatic (C09-C10)	ND	ug/L	50.0	50.0	1		03/04/22 10:52		N2
Surrogates									
4-Bromofluorobenzene (FID) (S)	93	%	70-130		1		03/04/22 10:52	460-00-4	
4-Bromofluorobenzene (PID) (S)	84	%	70-130		1		03/04/22 10:52	460-00-4	
6010 MET ICP	Analytical Method: EPA 6010D Preparation Method: EPA 3010A								
	Pace Analytical Services - Asheville								
Lead	ND	ug/L	5.0	4.5	1	03/09/22 11:32	03/14/22 14:49	7439-92-1	
6200B MSV	Analytical Method: SM 6200B								
	Pace Analytical Services - Charlotte								
Benzene	ND	ug/L	0.50	0.34	1		03/04/22 13:57	71-43-2	
Bromobenzene	ND	ug/L	0.50	0.29	1		03/04/22 13:57	108-86-1	
Bromochloromethane	ND	ug/L	0.50	0.47	1		03/04/22 13:57	74-97-5	
Bromodichloromethane	ND	ug/L	0.50	0.31	1		03/04/22 13:57	75-27-4	
Bromoform	ND	ug/L	0.50	0.34	1		03/04/22 13:57	75-25-2	
Bromomethane	ND	ug/L	5.0	1.7	1		03/04/22 13:57	74-83-9	
n-Butylbenzene	ND	ug/L	0.50	0.49	1		03/04/22 13:57	104-51-8	
sec-Butylbenzene	ND	ug/L	0.50	0.40	1		03/04/22 13:57	135-98-8	
tert-Butylbenzene	ND	ug/L	0.50	0.32	1		03/04/22 13:57	98-06-6	
Carbon tetrachloride	ND	ug/L	0.50	0.33	1		03/04/22 13:57	56-23-5	
Chlorobenzene	ND	ug/L	0.50	0.28	1		03/04/22 13:57	108-90-7	
Chloroethane	ND	ug/L	1.0	0.65	1		03/04/22 13:57	75-00-3	
Chloroform	ND	ug/L	0.50	0.35	1		03/04/22 13:57	67-66-3	
Chloromethane	ND	ug/L	1.0	0.54	1		03/04/22 13:57	74-87-3	
2-Chlorotoluene	ND	ug/L	0.50	0.32	1		03/04/22 13:57	95-49-8	
4-Chlorotoluene	ND	ug/L	0.50	0.32	1		03/04/22 13:57	106-43-4	
1,2-Dibromo-3-chloropropane	ND	ug/L	1.0	0.34	1		03/04/22 13:57	96-12-8	
Dibromochloromethane	ND	ug/L	0.50	0.36	1		03/04/22 13:57	124-48-1	
1,2-Dibromoethane (EDB)	ND	ug/L	0.50	0.27	1		03/04/22 13:57	106-93-4	
Dibromomethane	ND	ug/L	0.50	0.39	1		03/04/22 13:57	74-95-3	
1,2-Dichlorobenzene	ND	ug/L	0.50	0.34	1		03/04/22 13:57	95-50-1	
1,3-Dichlorobenzene	ND	ug/L	0.50	0.34	1		03/04/22 13:57	541-73-1	
1,4-Dichlorobenzene	ND	ug/L	0.50	0.33	1		03/04/22 13:57	106-46-7	
Dichlorodifluoromethane	ND	ug/L	0.50	0.35	1		03/04/22 13:57	75-71-8	
1,1-Dichloroethane	ND	ug/L	0.50	0.37	1		03/04/22 13:57	75-34-3	
1,2-Dichloroethane	ND	ug/L	0.50	0.32	1		03/04/22 13:57	107-06-2	
1,1-Dichloroethene	ND	ug/L	0.50	0.35	1		03/04/22 13:57	75-35-4	
cis-1,2-Dichloroethene	ND	ug/L	0.50	0.38	1		03/04/22 13:57	156-59-2	
trans-1,2-Dichloroethene	ND	ug/L	0.50	0.40	1		03/04/22 13:57	156-60-5	
1,2-Dichloropropane	ND	ug/L	0.50	0.36	1		03/04/22 13:57	78-87-5	
1,3-Dichloropropane	ND	ug/L	0.50	0.28	1		03/04/22 13:57	142-28-9	

This report shall not be reproduced, except in full,
without the written consent of Pace Analytical Services, LLC.

Pace Analytical Services, LLC
9800 Kincey Ave. Suite 100
Huntersville, NC 28078
(704)875-9092

ANALYTICAL RESULTS

Project: 2020-L1-2448
Pace Project No.: 92590655

Sample: FB-1 **Lab ID: 92590655002** Collected: 03/01/22 00:00 Received: 03/01/22 12:00 Matrix: Water

Parameters	Results	Units	Report Limit	MDL	DF	Prepared	Analyzed	CAS No.	Qual
6200B MSV	Analytical Method: SM 6200B								
	Pace Analytical Services - Charlotte								
2,2-Dichloropropane	ND	ug/L	0.50	0.39	1		03/04/22 13:57	594-20-7	
1,1-Dichloropropene	ND	ug/L	0.50	0.43	1		03/04/22 13:57	563-58-6	
cis-1,3-Dichloropropene	ND	ug/L	0.50	0.36	1		03/04/22 13:57	10061-01-5	
trans-1,3-Dichloropropene	ND	ug/L	0.50	0.36	1		03/04/22 13:57	10061-02-6	
Diisopropyl ether	ND	ug/L	0.50	0.31	1		03/04/22 13:57	108-20-3	
Ethanol	ND	ug/L	200	72.2	1		03/04/22 13:57	64-17-5	
Ethylbenzene	ND	ug/L	0.50	0.30	1		03/04/22 13:57	100-41-4	
Hexachloro-1,3-butadiene	ND	ug/L	2.0	1.5	1		03/04/22 13:57	87-68-3	
Isopropylbenzene (Cumene)	ND	ug/L	0.50	0.33	1		03/04/22 13:57	98-82-8	
Methylene Chloride	ND	ug/L	2.0	2.0	1		03/04/22 13:57	75-09-2	
Methyl-tert-butyl ether	ND	ug/L	0.50	0.42	1		03/04/22 13:57	1634-04-4	
Naphthalene	ND	ug/L	2.0	0.64	1		03/04/22 13:57	91-20-3	
n-Propylbenzene	ND	ug/L	0.50	0.34	1		03/04/22 13:57	103-65-1	
Styrene	ND	ug/L	0.50	0.29	1		03/04/22 13:57	100-42-5	
1,1,1,2-Tetrachloroethane	ND	ug/L	0.50	0.31	1		03/04/22 13:57	630-20-6	
1,1,2,2-Tetrachloroethane	ND	ug/L	0.50	0.22	1		03/04/22 13:57	79-34-5	
Tetrachloroethene	ND	ug/L	0.50	0.29	1		03/04/22 13:57	127-18-4	
Toluene	**1.0**	ug/L	0.50	0.48	1		03/04/22 13:57	108-88-3	C0
1,2,3-Trichlorobenzene	ND	ug/L	2.0	0.81	1		03/04/22 13:57	87-61-6	
1,2,4-Trichlorobenzene	ND	ug/L	2.0	0.64	1		03/04/22 13:57	120-82-1	
1,1,1-Trichloroethane	ND	ug/L	0.50	0.33	1		03/04/22 13:57	71-55-6	
1,1,2-Trichloroethane	ND	ug/L	0.50	0.32	1		03/04/22 13:57	79-00-5	
Trichloroethene	ND	ug/L	0.50	0.38	1		03/04/22 13:57	79-01-6	
Trichlorofluoromethane	ND	ug/L	1.0	0.30	1		03/04/22 13:57	75-69-4	
1,2,3-Trichloropropane	ND	ug/L	0.50	0.26	1		03/04/22 13:57	96-18-4	
1,2,4-Trimethylbenzene	ND	ug/L	0.50	0.50	1		03/04/22 13:57	95-63-6	
1,3,5-Trimethylbenzene	ND	ug/L	0.50	0.33	1		03/04/22 13:57	108-67-8	
Vinyl chloride	ND	ug/L	1.0	0.39	1		03/04/22 13:57	75-01-4	
m&p-Xylene	ND	ug/L	1.0	0.71	1		03/04/22 13:57	179601-23-1	
o-Xylene	ND	ug/L	0.50	0.34	1		03/04/22 13:57	95-47-6	
Surrogates									
1,2-Dichloroethane-d4 (S)	93	%	70-130		1		03/04/22 13:57	17060-07-0	
4-Bromofluorobenzene (S)	98	%	70-130		1		03/04/22 13:57	460-00-4	
Toluene-d8 (S)	103	%	70-130		1		03/04/22 13:57	2037-26-5	

This report shall not be reproduced, except in full,
without the written consent of Pace Analytical Services, LLC.

Pace Analytical Services, LLC
9800 Kincey Ave. Suite 100
Huntersville, NC 28078
(704)875-9092

ANALYTICAL RESULTS

Project: 2020-L1-2448
Pace Project No.: 92590655

Sample: TRIP-BLANK **Lab ID: 92590655003** Collected: 03/01/22 00:00 Received: 03/01/22 12:00 Matrix: Water

Parameters	Results	Units	Report Limit	MDL	DF	Prepared	Analyzed	CAS No.	Qual
6200B MSV	Analytical Method: SM 6200B								
	Pace Analytical Services - Charlotte								
Benzene	ND	ug/L	0.50	0.34	1		03/03/22 18:36	71-43-2	
Bromobenzene	ND	ug/L	0.50	0.29	1		03/03/22 18:36	108-86-1	
Bromochloromethane	ND	ug/L	0.50	0.47	1		03/03/22 18:36	74-97-5	
Bromodichloromethane	ND	ug/L	0.50	0.31	1		03/03/22 18:36	75-27-4	
Bromoform	ND	ug/L	0.50	0.34	1		03/03/22 18:36	75-25-2	
Bromomethane	ND	ug/L	5.0	1.7	1		03/03/22 18:36	74-83-9	
n-Butylbenzene	ND	ug/L	0.50	0.49	1		03/03/22 18:36	104-51-8	
sec-Butylbenzene	ND	ug/L	0.50	0.40	1		03/03/22 18:36	135-98-8	
tert-Butylbenzene	ND	ug/L	0.50	0.32	1		03/03/22 18:36	98-06-6	
Carbon tetrachloride	ND	ug/L	0.50	0.33	1		03/03/22 18:36	56-23-5	
Chlorobenzene	ND	ug/L	0.50	0.28	1		03/03/22 18:36	108-90-7	
Chloroethane	ND	ug/L	1.0	0.65	1		03/03/22 18:36	75-00-3	
Chloroform	ND	ug/L	0.50	0.35	1		03/03/22 18:36	67-66-3	
Chloromethane	ND	ug/L	1.0	0.54	1		03/03/22 18:36	74-87-3	
2-Chlorotoluene	ND	ug/L	0.50	0.32	1		03/03/22 18:36	95-49-8	
4-Chlorotoluene	ND	ug/L	0.50	0.32	1		03/03/22 18:36	106-43-4	
1,2-Dibromo-3-chloropropane	ND	ug/L	1.0	0.34	1		03/03/22 18:36	96-12-8	
Dibromochloromethane	ND	ug/L	0.50	0.36	1		03/03/22 18:36	124-48-1	
1,2-Dibromoethane (EDB)	ND	ug/L	0.50	0.27	1		03/03/22 18:36	106-93-4	
Dibromomethane	ND	ug/L	0.50	0.39	1		03/03/22 18:36	74-95-3	
1,2-Dichlorobenzene	ND	ug/L	0.50	0.34	1		03/03/22 18:36	95-50-1	
1,3-Dichlorobenzene	ND	ug/L	0.50	0.34	1		03/03/22 18:36	541-73-1	
1,4-Dichlorobenzene	ND	ug/L	0.50	0.33	1		03/03/22 18:36	106-46-7	
Dichlorodifluoromethane	ND	ug/L	0.50	0.35	1		03/03/22 18:36	75-71-8	
1,1-Dichloroethane	ND	ug/L	0.50	0.37	1		03/03/22 18:36	75-34-3	
1,2-Dichloroethane	ND	ug/L	0.50	0.32	1		03/03/22 18:36	107-06-2	
1,1-Dichloroethene	ND	ug/L	0.50	0.35	1		03/03/22 18:36	75-35-4	
cis-1,2-Dichloroethene	ND	ug/L	0.50	0.38	1		03/03/22 18:36	156-59-2	
trans-1,2-Dichloroethene	ND	ug/L	0.50	0.40	1		03/03/22 18:36	156-60-5	
1,2-Dichloropropane	ND	ug/L	0.50	0.36	1		03/03/22 18:36	78-87-5	
1,3-Dichloropropane	ND	ug/L	0.50	0.28	1		03/03/22 18:36	142-28-9	
2,2-Dichloropropane	ND	ug/L	0.50	0.39	1		03/03/22 18:36	594-20-7	
1,1-Dichloropropene	ND	ug/L	0.50	0.43	1		03/03/22 18:36	563-58-6	
cis-1,3-Dichloropropene	ND	ug/L	0.50	0.36	1		03/03/22 18:36	10061-01-5	
trans-1,3-Dichloropropene	ND	ug/L	0.50	0.36	1		03/03/22 18:36	10061-02-6	
Diisopropyl ether	ND	ug/L	0.50	0.31	1		03/03/22 18:36	108-20-3	
Ethanol	ND	ug/L	200	72.2	1		03/03/22 18:36	64-17-5	
Ethylbenzene	ND	ug/L	0.50	0.30	1		03/03/22 18:36	100-41-4	
Hexachloro-1,3-butadiene	ND	ug/L	2.0	1.5	1		03/03/22 18:36	87-68-3	
Isopropylbenzene (Cumene)	ND	ug/L	0.50	0.33	1		03/03/22 18:36	98-82-8	
Methylene Chloride	ND	ug/L	2.0	2.0	1		03/03/22 18:36	75-09-2	
Methyl-tert-butyl ether	ND	ug/L	0.50	0.42	1		03/03/22 18:36	1634-04-4	
Naphthalene	ND	ug/L	2.0	0.64	1		03/03/22 18:36	91-20-3	
n-Propylbenzene	ND	ug/L	0.50	0.34	1		03/03/22 18:36	103-65-1	
Styrene	ND	ug/L	0.50	0.29	1		03/03/22 18:36	100-42-5	

This report shall not be reproduced, except in full,
without the written consent of Pace Analytical Services, LLC.

Pace Analytical Services, LLC
9800 Kincey Ave. Suite 100
Huntersville, NC 28078
(704)875-9092

ANALYTICAL RESULTS

Project: 2020-L1-2448
Pace Project No.: 92590655

Sample: TRIP-BLANK **Lab ID: 92590655003** Collected: 03/01/22 00:00 Received: 03/01/22 12:00 Matrix: Water

Parameters	Results	Units	Report Limit	MDL	DF	Prepared	Analyzed	CAS No.	Qual
6200B MSV	Analytical Method: SM 6200B								
	Pace Analytical Services - Charlotte								
1,1,1,2-Tetrachloroethane	ND	ug/L	0.50	0.31	1		03/03/22 18:36	630-20-6	
1,1,2,2-Tetrachloroethane	ND	ug/L	0.50	0.22	1		03/03/22 18:36	79-34-5	
Tetrachloroethene	ND	ug/L	0.50	0.29	1		03/03/22 18:36	127-18-4	
Toluene	**0.76**	ug/L	0.50	0.48	1		03/03/22 18:36	108-88-3	C0
1,2,3-Trichlorobenzene	ND	ug/L	2.0	0.81	1		03/03/22 18:36	87-61-6	
1,2,4-Trichlorobenzene	ND	ug/L	2.0	0.64	1		03/03/22 18:36	120-82-1	
1,1,1-Trichloroethane	ND	ug/L	0.50	0.33	1		03/03/22 18:36	71-55-6	
1,1,2-Trichloroethane	ND	ug/L	0.50	0.32	1		03/03/22 18:36	79-00-5	
Trichloroethene	ND	ug/L	0.50	0.38	1		03/03/22 18:36	79-01-6	
Trichlorofluoromethane	ND	ug/L	1.0	0.30	1		03/03/22 18:36	75-69-4	
1,2,3-Trichloropropane	ND	ug/L	0.50	0.26	1		03/03/22 18:36	96-18-4	
1,2,4-Trimethylbenzene	ND	ug/L	0.50	0.50	1		03/03/22 18:36	95-63-6	
1,3,5-Trimethylbenzene	ND	ug/L	0.50	0.33	1		03/03/22 18:36	108-67-8	
Vinyl chloride	ND	ug/L	1.0	0.39	1		03/03/22 18:36	75-01-4	
m&p-Xylene	ND	ug/L	1.0	0.71	1		03/03/22 18:36	179601-23-1	
o-Xylene	ND	ug/L	0.50	0.34	1		03/03/22 18:36	95-47-6	
Surrogates									
1,2-Dichloroethane-d4 (S)	102	%	70-130		1		03/03/22 18:36	17060-07-0	
4-Bromofluorobenzene (S)	100	%	70-130		1		03/03/22 18:36	460-00-4	
Toluene-d8 (S)	101	%	70-130		1		03/03/22 18:36	2037-26-5	

This report shall not be reproduced, except in full,
without the written consent of Pace Analytical Services, LLC.

Pace Analytical Services, LLC
9800 Kincey Ave. Suite 100
Huntersville, NC 28078
(704)875-9092

QUALITY CONTROL DATA

Project: 2020-L1-2448
Pace Project No.: 92590655

QC Batch: 682385
QC Batch Method: MADEP VPH
Analysis Method: MADEP VPH
Analysis Description: VPH NC Water
Laboratory: Pace Analytical Services - Charlotte
Associated Lab Samples: 92590655001, 92590655002

METHOD BLANK: 3569480
Matrix: Water
Associated Lab Samples: 92590655001, 92590655002

Parameter	Units	Blank Result	Reporting Limit	MDL	Analyzed	Qualifiers
Aliphatic (C05-C08)	ug/L	ND	50.0	50.0	03/03/22 16:09	N2
Aromatic (C09-C10)	ug/L	ND	50.0	50.0	03/03/22 16:09	N2
4-Bromofluorobenzene (FID) (S)	%	91	70-130		03/03/22 16:09	
4-Bromofluorobenzene (PID) (S)	%	82	70-130		03/03/22 16:09	

LABORATORY CONTROL SAMPLE & LCSD: 3569481 3569482

Parameter	Units	Spike Conc.	LCS Result	LCSD Result	LCS % Rec	LCSD % Rec	% Rec Limits	RPD	Max RPD	Qualifiers
Aliphatic (C05-C08)	ug/L	300	275	270	92	90	70-130	2	25	N2
Aromatic (C09-C10)	ug/L	100	97.2	99.4	97	99	70-130	2	25	N2
4-Bromofluorobenzene (FID) (S)	%				99	100	70-130			
4-Bromofluorobenzene (PID) (S)	%				89	89	70-130			

Results presented on this page are in the units indicated by the "Units" column except where an alternate unit is presented to the right of the result.

This report shall not be reproduced, except in full,
without the written consent of Pace Analytical Services, LLC.

Pace Analytical Services, LLC
9800 Kincey Ave. Suite 100
Huntersville, NC 28078
(704)875-9092

QUALITY CONTROL DATA

Project: 2020-L1-2448
Pace Project No.: 92590655

QC Batch: 683398
QC Batch Method: EPA 3010A
Analysis Method: EPA 6010D
Analysis Description: 6010 MET
Laboratory: Pace Analytical Services - Asheville
Associated Lab Samples: 92590655001, 92590655002

METHOD BLANK: 3574420 Matrix: Water
Associated Lab Samples: 92590655001, 92590655002

Parameter	Units	Blank Result	Reporting Limit	MDL	Analyzed	Qualifiers
Lead	ug/L	ND	5.0	4.5	03/14/22 13:48	

LABORATORY CONTROL SAMPLE: 3574421

Parameter	Units	Spike Conc.	LCS Result	LCS % Rec	% Rec Limits	Qualifiers
Lead	ug/L	500	448	90	80-120	

MATRIX SPIKE & MATRIX SPIKE DUPLICATE: 3574422 3574423

Parameter	Units	92590609001 Result	MS Spike Conc.	MSD Spike Conc.	MS Result	MSD Result	MS % Rec	MSD % Rec	% Rec Limits	RPD	Max RPD	Qual
Lead	ug/L	ND	500	500	473	471	95	94	75-125	1	20	

Results presented on this page are in the units indicated by the "Units" column except where an alternate unit is presented to the right of the result.

This report shall not be reproduced, except in full,
without the written consent of Pace Analytical Services, LLC.

Pace Analytical Services, LLC
9800 Kincey Ave. Suite 100
Huntersville, NC 28078
(704)875-9092

QUALITY CONTROL DATA

Project: 2020-L1-2448
Pace Project No.: 92590655

QC Batch: 681894
QC Batch Method: SM 6200B
Analysis Method: SM 6200B
Analysis Description: 6200B MSV
Laboratory: Pace Analytical Services - Charlotte
Associated Lab Samples: 92590655003

METHOD BLANK: 3566683
Matrix: Water
Associated Lab Samples: 92590655003

Parameter	Units	Blank Result	Reporting Limit	MDL	Analyzed	Qualifiers
1,1,1,2-Tetrachloroethane	ug/L	ND	0.50	0.31	03/03/22 13:44	
1,1,1-Trichloroethane	ug/L	ND	0.50	0.33	03/03/22 13:44	
1,1,2,2-Tetrachloroethane	ug/L	ND	0.50	0.22	03/03/22 13:44	
1,1,2-Trichloroethane	ug/L	ND	0.50	0.32	03/03/22 13:44	
1,1-Dichloroethane	ug/L	ND	0.50	0.37	03/03/22 13:44	
1,1-Dichloroethene	ug/L	ND	0.50	0.35	03/03/22 13:44	
1,1-Dichloropropene	ug/L	ND	0.50	0.43	03/03/22 13:44	
1,2,3-Trichlorobenzene	ug/L	ND	2.0	0.81	03/03/22 13:44	
1,2,3-Trichloropropane	ug/L	ND	0.50	0.26	03/03/22 13:44	
1,2,4-Trichlorobenzene	ug/L	ND	2.0	0.64	03/03/22 13:44	
1,2,4-Trimethylbenzene	ug/L	ND	0.50	0.50	03/03/22 13:44	
1,2-Dibromo-3-chloropropane	ug/L	ND	1.0	0.34	03/03/22 13:44	
1,2-Dibromoethane (EDB)	ug/L	ND	0.50	0.27	03/03/22 13:44	
1,2-Dichlorobenzene	ug/L	ND	0.50	0.34	03/03/22 13:44	
1,2-Dichloroethane	ug/L	ND	0.50	0.32	03/03/22 13:44	
1,2-Dichloropropane	ug/L	ND	0.50	0.36	03/03/22 13:44	
1,3,5-Trimethylbenzene	ug/L	ND	0.50	0.33	03/03/22 13:44	
1,3-Dichlorobenzene	ug/L	ND	0.50	0.34	03/03/22 13:44	
1,3-Dichloropropane	ug/L	ND	0.50	0.28	03/03/22 13:44	
1,4-Dichlorobenzene	ug/L	ND	0.50	0.33	03/03/22 13:44	
2,2-Dichloropropane	ug/L	ND	0.50	0.39	03/03/22 13:44	
2-Chlorotoluene	ug/L	ND	0.50	0.32	03/03/22 13:44	
4-Chlorotoluene	ug/L	ND	0.50	0.32	03/03/22 13:44	
Benzene	ug/L	ND	0.50	0.34	03/03/22 13:44	
Bromobenzene	ug/L	ND	0.50	0.29	03/03/22 13:44	
Bromochloromethane	ug/L	ND	0.50	0.47	03/03/22 13:44	
Bromodichloromethane	ug/L	ND	0.50	0.31	03/03/22 13:44	
Bromoform	ug/L	ND	0.50	0.34	03/03/22 13:44	
Bromomethane	ug/L	ND	5.0	1.7	03/03/22 13:44	
Carbon tetrachloride	ug/L	ND	0.50	0.33	03/03/22 13:44	
Chlorobenzene	ug/L	ND	0.50	0.28	03/03/22 13:44	
Chloroethane	ug/L	ND	1.0	0.65	03/03/22 13:44	
Chloroform	ug/L	ND	0.50	0.35	03/03/22 13:44	
Chloromethane	ug/L	ND	1.0	0.54	03/03/22 13:44	
cis-1,2-Dichloroethene	ug/L	ND	0.50	0.38	03/03/22 13:44	
cis-1,3-Dichloropropene	ug/L	ND	0.50	0.36	03/03/22 13:44	
Dibromochloromethane	ug/L	ND	0.50	0.36	03/03/22 13:44	
Dibromomethane	ug/L	ND	0.50	0.39	03/03/22 13:44	
Dichlorodifluoromethane	ug/L	ND	0.50	0.35	03/03/22 13:44	
Diisopropyl ether	ug/L	ND	0.50	0.31	03/03/22 13:44	

Results presented on this page are in the units indicated by the "Units" column except where an alternate unit is presented to the right of the result.

REPORT OF LABORATORY ANALYSIS

This report shall not be reproduced, except in full,
without the written consent of Pace Analytical Services, LLC.

Pace Analytical Services, LLC
9800 Kincey Ave. Suite 100
Huntersville, NC 28078
(704)875-9092

QUALITY CONTROL DATA

Project: 2020-L1-2448
Pace Project No.: 92590655

METHOD BLANK: 3566683 Matrix: Water
Associated Lab Samples: 92590655003

Parameter	Units	Blank Result	Reporting Limit	MDL	Analyzed	Qualifiers
Ethanol	ug/L	ND	200	72.2	03/03/22 13:44	
Ethylbenzene	ug/L	ND	0.50	0.30	03/03/22 13:44	
Hexachloro-1,3-butadiene	ug/L	ND	2.0	1.5	03/03/22 13:44	
Isopropylbenzene (Cumene)	ug/L	ND	0.50	0.33	03/03/22 13:44	
m&p-Xylene	ug/L	ND	1.0	0.71	03/03/22 13:44	
Methyl-tert-butyl ether	ug/L	ND	0.50	0.42	03/03/22 13:44	
Methylene Chloride	ug/L	ND	2.0	2.0	03/03/22 13:44	
n-Butylbenzene	ug/L	ND	0.50	0.49	03/03/22 13:44	
n-Propylbenzene	ug/L	ND	0.50	0.34	03/03/22 13:44	
Naphthalene	ug/L	ND	2.0	0.64	03/03/22 13:44	
o-Xylene	ug/L	ND	0.50	0.34	03/03/22 13:44	
sec-Butylbenzene	ug/L	ND	0.50	0.40	03/03/22 13:44	
Styrene	ug/L	ND	0.50	0.29	03/03/22 13:44	
tert-Butylbenzene	ug/L	ND	0.50	0.32	03/03/22 13:44	
Tetrachloroethene	ug/L	ND	0.50	0.29	03/03/22 13:44	
Toluene	ug/L	ND	0.50	0.48	03/03/22 13:44	
trans-1,2-Dichloroethene	ug/L	ND	0.50	0.40	03/03/22 13:44	
trans-1,3-Dichloropropene	ug/L	ND	0.50	0.36	03/03/22 13:44	
Trichloroethene	ug/L	ND	0.50	0.38	03/03/22 13:44	
Trichlorofluoromethane	ug/L	ND	1.0	0.30	03/03/22 13:44	
Vinyl chloride	ug/L	ND	1.0	0.39	03/03/22 13:44	
1,2-Dichloroethane-d4 (S)	%	99	70-130		03/03/22 13:44	
4-Bromofluorobenzene (S)	%	100	70-130		03/03/22 13:44	
Toluene-d8 (S)	%	100	70-130		03/03/22 13:44	

LABORATORY CONTROL SAMPLE: 3566684

Parameter	Units	Spike Conc.	LCS Result	LCS % Rec	% Rec Limits	Qualifiers
1,1,1,2-Tetrachloroethane	ug/L	50	47.8	96	60-140	
1,1,1-Trichloroethane	ug/L	50	45.4	91	60-140	
1,1,2,2-Tetrachloroethane	ug/L	50	46.4	93	60-140	
1,1,2-Trichloroethane	ug/L	50	46.5	93	60-140	
1,1-Dichloroethane	ug/L	50	44.6	89	60-140	
1,1-Dichloroethene	ug/L	50	44.7	89	60-140	
1,1-Dichloropropene	ug/L	50	48.5	97	60-140	
1,2,3-Trichlorobenzene	ug/L	50	50.0	100	60-140	
1,2,3-Trichloropropane	ug/L	50	49.8	100	60-140	
1,2,4-Trichlorobenzene	ug/L	50	48.7	97	60-140	
1,2,4-Trimethylbenzene	ug/L	50	44.3	89	60-140	
1,2-Dibromo-3-chloropropane	ug/L	50	49.7	99	60-140	
1,2-Dibromoethane (EDB)	ug/L	50	46.7	93	60-140	
1,2-Dichlorobenzene	ug/L	50	43.7	87	60-140	
1,2-Dichloroethane	ug/L	50	43.0	86	60-140	
1,2-Dichloropropane	ug/L	50	46.4	93	60-140	

Results presented on this page are in the units indicated by the "Units" column except where an alternate unit is presented to the right of the result.

This report shall not be reproduced, except in full,
without the written consent of Pace Analytical Services, LLC.

Pace Analytical Services, LLC
9800 Kincey Ave. Suite 100
Huntersville, NC 28078
(704)875-9092

QUALITY CONTROL DATA

Project: 2020-L1-2448
Pace Project No.: 92590655

LABORATORY CONTROL SAMPLE: 3566684

Parameter	Units	Spike Conc.	LCS Result	LCS % Rec	% Rec Limits	Qualifiers
1,3,5-Trimethylbenzene	ug/L	50	45.8	92	60-140	
1,3-Dichlorobenzene	ug/L	50	44.7	89	60-140	
1,3-Dichloropropane	ug/L	50	45.3	91	60-140	
1,4-Dichlorobenzene	ug/L	50	44.5	89	60-140	
2,2-Dichloropropane	ug/L	50	46.7	93	60-140	
2-Chlorotoluene	ug/L	50	44.4	89	60-140	
4-Chlorotoluene	ug/L	50	43.7	87	60-140	
Benzene	ug/L	50	44.5	89	60-140	
Bromobenzene	ug/L	50	44.7	89	60-140	
Bromochloromethane	ug/L	50	46.1	92	60-140	
Bromodichloromethane	ug/L	50	46.8	94	60-140	
Bromoform	ug/L	50	49.7	99	60-140	
Bromomethane	ug/L	50	47.3	95	60-140	
Carbon tetrachloride	ug/L	50	43.5	87	60-140	
Chlorobenzene	ug/L	50	45.9	92	60-140	
Chloroethane	ug/L	50	39.8	80	60-140	
Chloroform	ug/L	50	44.7	89	60-140	
Chloromethane	ug/L	50	42.5	85	60-140	
cis-1,2-Dichloroethene	ug/L	50	45.0	90	60-140	
cis-1,3-Dichloropropene	ug/L	50	48.1	96	60-140	
Dibromochloromethane	ug/L	50	45.5	91	60-140	
Dibromomethane	ug/L	50	46.2	92	60-140	
Dichlorodifluoromethane	ug/L	50	39.8	80	60-140	
Diisopropyl ether	ug/L	50	43.7	87	60-140	
Ethanol	ug/L	2000	1830	92	60-140	
Ethylbenzene	ug/L	50	45.2	90	60-140	
Hexachloro-1,3-butadiene	ug/L	50	48.5	97	60-140	
Isopropylbenzene (Cumene)	ug/L	50	46.8	94	60-140	
m&p-Xylene	ug/L	100	90.3	90	60-140	
Methyl-tert-butyl ether	ug/L	50	46.6	93	60-140	
Methylene Chloride	ug/L	50	49.5	99	60-140	
n-Butylbenzene	ug/L	50	47.0	94	60-140	
n-Propylbenzene	ug/L	50	44.5	89	60-140	
Naphthalene	ug/L	50	50.0	100	60-140	
o-Xylene	ug/L	50	45.6	91	60-140	
sec-Butylbenzene	ug/L	50	45.0	90	60-140	
Styrene	ug/L	50	47.6	95	60-140	
tert-Butylbenzene	ug/L	50	45.1	90	60-140	
Tetrachloroethene	ug/L	50	46.7	93	60-140	
Toluene	ug/L	50	43.6	87	60-140	
trans-1,2-Dichloroethene	ug/L	50	45.5	91	60-140	
trans-1,3-Dichloropropene	ug/L	50	47.9	96	60-140	
Trichloroethene	ug/L	50	44.9	90	60-140	
Trichlorofluoromethane	ug/L	50	39.5	79	60-140	
Vinyl chloride	ug/L	50	45.4	91	60-140	
1,2-Dichloroethane-d4 (S)	%			103	70-130	
4-Bromofluorobenzene (S)	%			97	70-130	

Results presented on this page are in the units indicated by the "Units" column except where an alternate unit is presented to the right of the result.

This report shall not be reproduced, except in full,
without the written consent of Pace Analytical Services, LLC.

Pace Analytical Services, LLC
9800 Kincey Ave. Suite 100
Huntersville, NC 28078
(704)875-9092

QUALITY CONTROL DATA

Project: 2020-L1-2448
Pace Project No.: 92590655

LABORATORY CONTROL SAMPLE: 3566684

Parameter	Units	Spike Conc.	LCS Result	LCS % Rec	% Rec Limits	Qualifiers
Toluene-d8 (S)	%			99	70-130	

MATRIX SPIKE & MATRIX SPIKE DUPLICATE: 3566685 3566686

Parameter	Units	92590778018 Result	MS Spike Conc.	MSD Spike Conc.	MS Result	MSD Result	MS % Rec	MSD % Rec	% Rec Limits	RPD	Max RPD	Qual
1,1,1,2-Tetrachloroethane	ug/L	ND	20	20	22.1	22.4	111	112	60-140	1	30	
1,1,1-Trichloroethane	ug/L	ND	20	20	21.8	22.2	109	111	60-140	2	30	
1,1,2,2-Tetrachloroethane	ug/L	ND	20	20	22.0	22.0	110	110	60-140	0	30	
1,1,2-Trichloroethane	ug/L	ND	20	20	21.6	21.5	108	108	60-140	0	30	
1,1-Dichloroethane	ug/L	ND	20	20	21.4	21.6	107	108	60-140	1	30	
1,1-Dichloroethene	ug/L	ND	20	20	21.3	21.9	106	109	60-140	3	30	
1,1-Dichloropropene	ug/L	ND	20	20	23.4	23.8	117	119	60-140	2	30	
1,2,3-Trichlorobenzene	ug/L	ND	20	20	24.5	25.0	122	125	60-140	2	30	
1,2,3-Trichloropropane	ug/L	ND	20	20	23.5	21.5	118	108	60-140	9	30	
1,2,4-Trichlorobenzene	ug/L	ND	20	20	23.7	23.8	119	119	60-140	0	30	
1,2,4-Trimethylbenzene	ug/L	ND	20	20	21.3	21.6	106	108	60-140	1	30	
1,2-Dibromo-3-chloropropane	ug/L	ND	20	20	23.6	23.7	118	119	60-140	1	30	
1,2-Dibromoethane (EDB)	ug/L	ND	20	20	22.2	22.3	111	112	60-140	1	30	
1,2-Dichlorobenzene	ug/L	ND	20	20	21.5	22.2	107	111	60-140	3	30	
1,2-Dichloroethane	ug/L	ND	20	20	20.2	20.7	101	103	60-140	3	30	
1,2-Dichloropropane	ug/L	ND	20	20	21.9	22.0	110	110	60-140	0	30	
1,3,5-Trimethylbenzene	ug/L	ND	20	20	22.3	23.0	111	115	60-140	3	30	
1,3-Dichlorobenzene	ug/L	ND	20	20	21.4	22.4	107	112	60-140	5	30	
1,3-Dichloropropane	ug/L	ND	20	20	21.6	21.5	108	107	60-140	1	30	
1,4-Dichlorobenzene	ug/L	ND	20	20	20.6	21.5	103	107	60-140	4	30	
2,2-Dichloropropane	ug/L	ND	20	20	22.5	22.2	113	111	60-140	1	30	
2-Chlorotoluene	ug/L	ND	20	20	21.3	21.9	107	110	60-140	3	30	
4-Chlorotoluene	ug/L	ND	20	20	20.8	21.8	104	109	60-140	5	30	
Benzene	ug/L	ND	20	20	21.4	21.8	107	109	60-140	2	30	
Bromobenzene	ug/L	ND	20	20	22.0	23.1	110	115	60-140	5	30	
Bromochloromethane	ug/L	ND	20	20	22.4	22.1	112	110	60-140	2	30	
Bromodichloromethane	ug/L	ND	20	20	21.6	21.8	108	109	60-140	1	30	
Bromoform	ug/L	ND	20	20	22.5	21.9	113	109	60-140	3	30	
Bromomethane	ug/L	ND	20	20	26.6	25.4	133	127	60-140	5	30	
Carbon tetrachloride	ug/L	ND	20	20	20.7	20.6	103	103	60-140	0	30	
Chlorobenzene	ug/L	ND	20	20	22.0	22.1	110	111	60-140	1	30	
Chloroethane	ug/L	ND	20	20	23.8	23.5	119	117	60-140	1	30	
Chloroform	ug/L	ND	20	20	21.5	22.8	108	114	60-140	6	30	
Chloromethane	ug/L	ND	20	20	20.1	19.9	101	100	60-140	1	30	
cis-1,2-Dichloroethene	ug/L	ND	20	20	21.4	21.9	107	109	60-140	2	30	
cis-1,3-Dichloropropene	ug/L	ND	20	20	21.9	21.9	110	109	60-140	0	30	
Dibromochloromethane	ug/L	ND	20	20	20.5	21.4	102	107	60-140	4	30	
Dibromomethane	ug/L	ND	20	20	21.7	21.9	108	109	60-140	1	30	

Results presented on this page are in the units indicated by the "Units" column except where an alternate unit is presented to the right of the result.

REPORT OF LABORATORY ANALYSIS

This report shall not be reproduced, except in full,
without the written consent of Pace Analytical Services, LLC.

Pace Analytical Services, LLC
9800 Kincey Ave. Suite 100
Huntersville, NC 28078
(704)875-9092

QUALITY CONTROL DATA

Project: 2020-L1-2448
Pace Project No.: 92590655

MATRIX SPIKE & MATRIX SPIKE DUPLICATE: 3566685 3566686

Parameter	Units	92590778018 Result	MS Spike Conc.	MSD Spike Conc.	MS Result	MSD Result	MS % Rec	MSD % Rec	% Rec Limits	RPD	Max RPD	Qual
Dichlorodifluoromethane	ug/L	ND	20	20	21.2	21.7	106	108	60-140	2	30	
Diisopropyl ether	ug/L	ND	20	20	19.7	20.1	99	100	60-140	2	30	
Ethanol	ug/L	ND	800	800	864	876	108	110	60-140	1	30	
Ethylbenzene	ug/L	ND	20	20	21.9	22.2	110	111	60-140	1	30	
Hexachloro-1,3-butadiene	ug/L	ND	20	20	24.0	25.0	120	125	60-140	4	30	
Isopropylbenzene (Cumene)	ug/L	ND	20	20	22.6	22.9	113	115	60-140	1	30	
m&p-Xylene	ug/L	ND	40	40	44.1	43.9	110	110	60-140	0	30	
Methyl-tert-butyl ether	ug/L	ND	20	20	21.0	21.7	105	108	60-140	3	30	
Methylene Chloride	ug/L	ND	20	20	21.2	21.7	106	109	60-140	2	30	
n-Butylbenzene	ug/L	ND	20	20	22.7	23.2	113	116	60-140	2	30	
n-Propylbenzene	ug/L	ND	20	20	21.7	22.5	108	112	60-140	4	30	
Naphthalene	ug/L	ND	20	20	24.9	25.0	125	125	60-140	0	30	
o-Xylene	ug/L	ND	20	20	21.9	22.0	110	110	60-140	0	30	
sec-Butylbenzene	ug/L	ND	20	20	22.1	22.5	111	113	60-140	2	30	
Styrene	ug/L	ND	20	20	22.4	22.7	112	114	60-140	1	30	
tert-Butylbenzene	ug/L	ND	20	20	18.7	19.3	94	96	60-140	3	30	
Tetrachloroethene	ug/L	ND	20	20	22.2	22.4	111	112	60-140	1	30	
Toluene	ug/L	ND	20	20	21.1	20.9	105	104	60-140	1	30	
trans-1,2-Dichloroethene	ug/L	ND	20	20	22.0	22.3	110	112	60-140	1	30	
trans-1,3-Dichloropropene	ug/L	ND	20	20	21.9	21.6	109	108	60-140	1	30	
Trichloroethene	ug/L	ND	20	20	21.4	21.4	107	107	60-140	0	30	
Trichlorofluoromethane	ug/L	ND	20	20	20.2	20.4	101	102	60-140	1	30	
Vinyl chloride	ug/L	ND	20	20	21.9	21.9	110	110	60-140	0	30	
1,2-Dichloroethane-d4 (S)	%						99	101	70-130			
4-Bromofluorobenzene (S)	%						101	100	70-130			
Toluene-d8 (S)	%						99	98	70-130			

Results presented on this page are in the units indicated by the "Units" column except where an alternate unit is presented to the right of the result.

This report shall not be reproduced, except in full,
without the written consent of Pace Analytical Services, LLC.

Pace Analytical Services, LLC
9800 Kincey Ave. Suite 100
Huntersville, NC 28078
(704)875-9092

QUALITY CONTROL DATA

Project: 2020-L1-2448
Pace Project No.: 92590655

QC Batch: 682081
QC Batch Method: SM 6200B
Analysis Method: SM 6200B
Analysis Description: 6200B MSV
Laboratory: Pace Analytical Services - Charlotte
Associated Lab Samples: 92590655001

METHOD BLANK: 3567929
Matrix: Water
Associated Lab Samples: 92590655001

Parameter	Units	Blank Result	Reporting Limit	MDL	Analyzed	Qualifiers
1,1,1,2-Tetrachloroethane	ug/L	ND	0.50	0.31	03/03/22 01:25	
1,1,1-Trichloroethane	ug/L	ND	0.50	0.33	03/03/22 01:25	
1,1,2,2-Tetrachloroethane	ug/L	ND	0.50	0.22	03/03/22 01:25	
1,1,2-Trichloroethane	ug/L	ND	0.50	0.32	03/03/22 01:25	
1,1-Dichloroethane	ug/L	ND	0.50	0.37	03/03/22 01:25	
1,1-Dichloroethene	ug/L	ND	0.50	0.35	03/03/22 01:25	
1,1-Dichloropropene	ug/L	ND	0.50	0.43	03/03/22 01:25	
1,2,3-Trichlorobenzene	ug/L	ND	2.0	0.81	03/03/22 01:25	
1,2,3-Trichloropropane	ug/L	ND	0.50	0.26	03/03/22 01:25	
1,2,4-Trichlorobenzene	ug/L	ND	2.0	0.64	03/03/22 01:25	
1,2,4-Trimethylbenzene	ug/L	ND	0.50	0.50	03/03/22 01:25	
1,2-Dibromo-3-chloropropane	ug/L	ND	1.0	0.34	03/03/22 01:25	
1,2-Dibromoethane (EDB)	ug/L	ND	0.50	0.27	03/03/22 01:25	
1,2-Dichlorobenzene	ug/L	ND	0.50	0.34	03/03/22 01:25	
1,2-Dichloroethane	ug/L	ND	0.50	0.32	03/03/22 01:25	
1,2-Dichloropropane	ug/L	ND	0.50	0.36	03/03/22 01:25	
1,3,5-Trimethylbenzene	ug/L	ND	0.50	0.33	03/03/22 01:25	
1,3-Dichlorobenzene	ug/L	ND	0.50	0.34	03/03/22 01:25	
1,3-Dichloropropane	ug/L	ND	0.50	0.28	03/03/22 01:25	
1,4-Dichlorobenzene	ug/L	ND	0.50	0.33	03/03/22 01:25	
2,2-Dichloropropane	ug/L	ND	0.50	0.39	03/03/22 01:25	
2-Chlorotoluene	ug/L	ND	0.50	0.32	03/03/22 01:25	
4-Chlorotoluene	ug/L	ND	0.50	0.32	03/03/22 01:25	
Benzene	ug/L	ND	0.50	0.34	03/03/22 01:25	
Bromobenzene	ug/L	ND	0.50	0.29	03/03/22 01:25	
Bromochloromethane	ug/L	ND	0.50	0.47	03/03/22 01:25	
Bromodichloromethane	ug/L	ND	0.50	0.31	03/03/22 01:25	
Bromoform	ug/L	ND	0.50	0.34	03/03/22 01:25	
Bromomethane	ug/L	ND	5.0	1.7	03/03/22 01:25	
Carbon tetrachloride	ug/L	ND	0.50	0.33	03/03/22 01:25	
Chlorobenzene	ug/L	ND	0.50	0.28	03/03/22 01:25	
Chloroethane	ug/L	ND	1.0	0.65	03/03/22 01:25	
Chloroform	ug/L	ND	0.50	0.35	03/03/22 01:25	
Chloromethane	ug/L	ND	1.0	0.54	03/03/22 01:25	
cis-1,2-Dichloroethene	ug/L	ND	0.50	0.38	03/03/22 01:25	
cis-1,3-Dichloropropene	ug/L	ND	0.50	0.36	03/03/22 01:25	
Dibromochloromethane	ug/L	ND	0.50	0.36	03/03/22 01:25	
Dibromomethane	ug/L	ND	0.50	0.39	03/03/22 01:25	
Dichlorodifluoromethane	ug/L	ND	0.50	0.35	03/03/22 01:25	
Diisopropyl ether	ug/L	ND	0.50	0.31	03/03/22 01:25	

Results presented on this page are in the units indicated by the "Units" column except where an alternate unit is presented to the right of the result.

This report shall not be reproduced, except in full,
without the written consent of Pace Analytical Services, LLC.

Pace Analytical Services, LLC
9800 Kincey Ave. Suite 100
Huntersville, NC 28078
(704)875-9092

QUALITY CONTROL DATA

Project: 2020-L1-2448
Pace Project No.: 92590655

METHOD BLANK: 3567929 Matrix: Water
Associated Lab Samples: 92590655001

Parameter	Units	Blank Result	Reporting Limit	MDL	Analyzed	Qualifiers
Ethanol	ug/L	ND	200	72.2	03/03/22 01:25	
Ethylbenzene	ug/L	ND	0.50	0.30	03/03/22 01:25	
Hexachloro-1,3-butadiene	ug/L	ND	2.0	1.5	03/03/22 01:25	
Isopropylbenzene (Cumene)	ug/L	ND	0.50	0.33	03/03/22 01:25	
m&p-Xylene	ug/L	ND	1.0	0.71	03/03/22 01:25	
Methyl-tert-butyl ether	ug/L	ND	0.50	0.42	03/03/22 01:25	
Methylene Chloride	ug/L	ND	2.0	2.0	03/03/22 01:25	
n-Butylbenzene	ug/L	ND	0.50	0.49	03/03/22 01:25	
n-Propylbenzene	ug/L	ND	0.50	0.34	03/03/22 01:25	
Naphthalene	ug/L	ND	2.0	0.64	03/03/22 01:25	
o-Xylene	ug/L	ND	0.50	0.34	03/03/22 01:25	
sec-Butylbenzene	ug/L	ND	0.50	0.40	03/03/22 01:25	
Styrene	ug/L	ND	0.50	0.29	03/03/22 01:25	
tert-Butylbenzene	ug/L	ND	0.50	0.32	03/03/22 01:25	
Tetrachloroethene	ug/L	ND	0.50	0.29	03/03/22 01:25	
Toluene	ug/L	ND	0.50	0.48	03/03/22 01:25	
trans-1,2-Dichloroethene	ug/L	ND	0.50	0.40	03/03/22 01:25	
trans-1,3-Dichloropropene	ug/L	ND	0.50	0.36	03/03/22 01:25	
Trichloroethene	ug/L	ND	0.50	0.38	03/03/22 01:25	
Trichlorofluoromethane	ug/L	ND	1.0	0.30	03/03/22 01:25	
Vinyl chloride	ug/L	ND	1.0	0.39	03/03/22 01:25	
1,2-Dichloroethane-d4 (S)	%	88	70-130		03/03/22 01:25	
4-Bromofluorobenzene (S)	%	96	70-130		03/03/22 01:25	
Toluene-d8 (S)	%	101	70-130		03/03/22 01:25	

LABORATORY CONTROL SAMPLE: 3567930

Parameter	Units	Spike Conc.	LCS Result	LCS % Rec	% Rec Limits	Qualifiers
1,1,1,2-Tetrachloroethane	ug/L	50	48.2	96	60-140	
1,1,1-Trichloroethane	ug/L	50	44.1	88	60-140	
1,1,2,2-Tetrachloroethane	ug/L	50	45.6	91	60-140	
1,1,2-Trichloroethane	ug/L	50	46.9	94	60-140	
1,1-Dichloroethane	ug/L	50	42.0	84	60-140	
1,1-Dichloroethene	ug/L	50	41.0	82	60-140	
1,1-Dichloropropene	ug/L	50	49.1	98	60-140	
1,2,3-Trichlorobenzene	ug/L	50	49.2	98	60-140	
1,2,3-Trichloropropane	ug/L	50	44.1	88	60-140	
1,2,4-Trichlorobenzene	ug/L	50	48.5	97	60-140	
1,2,4-Trimethylbenzene	ug/L	50	44.9	90	60-140	
1,2-Dibromo-3-chloropropane	ug/L	50	46.3	93	60-140	
1,2-Dibromoethane (EDB)	ug/L	50	49.1	98	60-140	
1,2-Dichlorobenzene	ug/L	50	47.4	95	60-140	
1,2-Dichloroethane	ug/L	50	42.4	85	60-140	
1,2-Dichloropropane	ug/L	50	47.1	94	60-140	

Results presented on this page are in the units indicated by the "Units" column except where an alternate unit is presented to the right of the result.

This report shall not be reproduced, except in full,
without the written consent of Pace Analytical Services, LLC.

Pace Analytical Services, LLC
9800 Kincey Ave. Suite 100
Huntersville, NC 28078
(704)875-9092

QUALITY CONTROL DATA

Project: 2020-L1-2448
Pace Project No.: 92590655

LABORATORY CONTROL SAMPLE: 3567930

Parameter	Units	Spike Conc.	LCS Result	LCS % Rec	% Rec Limits	Qualifiers
1,3,5-Trimethylbenzene	ug/L	50	45.7	91	60-140	
1,3-Dichlorobenzene	ug/L	50	46.5	93	60-140	
1,3-Dichloropropane	ug/L	50	49.3	99	60-140	
1,4-Dichlorobenzene	ug/L	50	46.5	93	60-140	
2,2-Dichloropropane	ug/L	50	41.9	84	60-140	
2-Chlorotoluene	ug/L	50	46.1	92	60-140	
4-Chlorotoluene	ug/L	50	43.0	86	60-140	
Benzene	ug/L	50	45.0	90	60-140	
Bromobenzene	ug/L	50	48.5	97	60-140	
Bromochloromethane	ug/L	50	44.9	90	60-140	
Bromodichloromethane	ug/L	50	43.8	88	60-140	
Bromoform	ug/L	50	47.0	94	60-140	
Bromomethane	ug/L	50	44.1	88	60-140	
Carbon tetrachloride	ug/L	50	44.7	89	60-140	
Chlorobenzene	ug/L	50	44.9	90	60-140	
Chloroethane	ug/L	50	39.0	78	60-140	
Chloroform	ug/L	50	41.9	84	60-140	
Chloromethane	ug/L	50	41.0	82	60-140	
cis-1,2-Dichloroethene	ug/L	50	42.4	85	60-140	
cis-1,3-Dichloropropene	ug/L	50	46.9	94	60-140	
Dibromochloromethane	ug/L	50	45.9	92	60-140	
Dibromomethane	ug/L	50	47.4	95	60-140	
Dichlorodifluoromethane	ug/L	50	39.8	80	60-140	
Diisopropyl ether	ug/L	50	43.3	87	60-140	
Ethanol	ug/L	2000	1490	75	60-140	
Ethylbenzene	ug/L	50	45.2	90	60-140	
Hexachloro-1,3-butadiene	ug/L	50	49.2	98	60-140	
Isopropylbenzene (Cumene)	ug/L	50	46.5	93	60-140	
m&p-Xylene	ug/L	100	89.9	90	60-140	
Methyl-tert-butyl ether	ug/L	50	49.2	98	60-140	
Methylene Chloride	ug/L	50	43.5	87	60-140	
n-Butylbenzene	ug/L	50	44.9	90	60-140	
n-Propylbenzene	ug/L	50	44.9	90	60-140	
Naphthalene	ug/L	50	46.7	93	60-140	
o-Xylene	ug/L	50	45.3	91	60-140	
sec-Butylbenzene	ug/L	50	46.2	92	60-140	
Styrene	ug/L	50	46.3	93	60-140	
tert-Butylbenzene	ug/L	50	38.1	76	60-140	
Tetrachloroethene	ug/L	50	46.7	93	60-140	
Toluene	ug/L	50	39.6	79	60-140	
trans-1,2-Dichloroethene	ug/L	50	43.4	87	60-140	
trans-1,3-Dichloropropene	ug/L	50	44.6	89	60-140	
Trichloroethene	ug/L	50	47.3	95	60-140	
Trichlorofluoromethane	ug/L	50	37.5	75	60-140	
Vinyl chloride	ug/L	50	41.8	84	60-140	
1,2-Dichloroethane-d4 (S)	%			98	70-130	
4-Bromofluorobenzene (S)	%			95	70-130	

Results presented on this page are in the units indicated by the "Units" column except where an alternate unit is presented to the right of the result.

This report shall not be reproduced, except in full,
without the written consent of Pace Analytical Services, LLC.

Pace Analytical Services, LLC
9800 Kincey Ave. Suite 100
Huntersville, NC 28078
(704)875-9092

QUALITY CONTROL DATA

Project: 2020-L1-2448
Pace Project No.: 92590655

LABORATORY CONTROL SAMPLE: 3567930

Parameter	Units	Spike Conc.	LCS Result	LCS % Rec	% Rec Limits	Qualifiers
Toluene-d8 (S)	%			94	70-130	

MATRIX SPIKE & MATRIX SPIKE DUPLICATE: 3567931 3567932

Parameter	Units	92591012012 Result	MS Spike Conc.	MSD Spike Conc.	MS Result	MSD Result	MS % Rec	MSD % Rec	% Rec Limits	RPD	Max RPD	Qual
1,1,1,2-Tetrachloroethane	ug/L	ND	20	20	17.6	18.9	88	95	60-140	7	30	
1,1,1-Trichloroethane	ug/L	ND	20	20	17.5	18.7	88	93	60-140	6	30	
1,1,2,2-Tetrachloroethane	ug/L	ND	20	20	16.5	18.1	83	91	60-140	9	30	
1,1,2-Trichloroethane	ug/L	ND	20	20	17.4	18.1	87	90	60-140	4	30	
1,1-Dichloroethane	ug/L	ND	20	20	16.9	17.7	84	89	60-140	5	30	
1,1-Dichloroethene	ug/L	ND	20	20	16.6	18.0	83	90	60-140	8	30	
1,1-Dichloropropene	ug/L	ND	20	20	18.1	19.1	90	96	60-140	6	30	
1,2,3-Trichlorobenzene	ug/L	ND	20	20	18.7	19.3	93	97	60-140	3	30	
1,2,3-Trichloropropane	ug/L	ND	20	20	17.0	18.3	85	92	60-140	8	30	
1,2,4-Trichlorobenzene	ug/L	ND	20	20	18.5	19.4	93	97	60-140	4	30	
1,2,4-Trimethylbenzene	ug/L	ND	20	20	16.5	17.8	82	88	60-140	8	30	
1,2-Dibromo-3-chloropropane	ug/L	ND	20	20	16.4	16.7	82	83	60-140	2	30	
1,2-Dibromoethane (EDB)	ug/L	ND	20	20	17.9	19.0	90	95	60-140	6	30	
1,2-Dichlorobenzene	ug/L	ND	20	20	17.0	18.8	85	94	60-140	10	30	
1,2-Dichloroethane	ug/L	ND	20	20	15.7	16.8	78	84	60-140	7	30	
1,2-Dichloropropane	ug/L	ND	20	20	17.3	19.0	86	95	60-140	10	30	
1,3,5-Trimethylbenzene	ug/L	ND	20	20	17.0	18.4	85	92	60-140	8	30	
1,3-Dichlorobenzene	ug/L	ND	20	20	17.1	18.5	85	92	60-140	8	30	
1,3-Dichloropropane	ug/L	ND	20	20	17.6	18.6	88	93	60-140	5	30	
1,4-Dichlorobenzene	ug/L	ND	20	20	17.0	18.3	85	92	60-140	7	30	
2,2-Dichloropropane	ug/L	ND	20	20	17.1	18.4	85	92	60-140	7	30	
2-Chlorotoluene	ug/L	ND	20	20	17.2	18.4	86	92	60-140	7	30	
4-Chlorotoluene	ug/L	ND	20	20	16.0	17.4	80	87	60-140	9	30	
Benzene	ug/L	ND	20	20	17.5	18.6	87	93	60-140	7	30	
Bromobenzene	ug/L	ND	20	20	17.7	19.0	89	95	60-140	7	30	
Bromochloromethane	ug/L	ND	20	20	17.5	18.6	88	93	60-140	6	30	
Bromodichloromethane	ug/L	ND	20	20	16.2	17.1	81	86	60-140	5	30	
Bromoform	ug/L	ND	20	20	16.5	17.8	82	89	60-140	8	30	
Bromomethane	ug/L	ND	20	20	18.4	19.0	92	95	60-140	3	30	
Carbon tetrachloride	ug/L	ND	20	20	17.3	19.0	87	95	60-140	9	30	
Chlorobenzene	ug/L	ND	20	20	17.2	18.6	86	93	60-140	8	30	
Chloroethane	ug/L	ND	20	20	16.9	17.7	84	88	60-140	4	30	
Chloroform	ug/L	ND	20	20	16.8	18.4	84	92	60-140	10	30	
Chloromethane	ug/L	ND	20	20	15.0	15.7	75	79	60-140	5	30	
cis-1,2-Dichloroethene	ug/L	ND	20	20	16.5	17.7	82	88	60-140	7	30	
cis-1,3-Dichloropropene	ug/L	ND	20	20	17.1	18.3	85	91	60-140	7	30	
Dibromochloromethane	ug/L	ND	20	20	16.1	17.2	80	86	60-140	7	30	
Dibromomethane	ug/L	ND	20	20	18.5	19.9	92	99	60-140	7	30	

Results presented on this page are in the units indicated by the "Units" column except where an alternate unit is presented to the right of the result.

REPORT OF LABORATORY ANALYSIS

This report shall not be reproduced, except in full,
without the written consent of Pace Analytical Services, LLC.

Pace Analytical Services, LLC
9800 Kincey Ave. Suite 100
Huntersville, NC 28078
(704)875-9092

QUALITY CONTROL DATA

Project: 2020-L1-2448
Pace Project No.: 92590655

MATRIX SPIKE & MATRIX SPIKE DUPLICATE: 3567931 3567932

Parameter	Units	92591012012 Result	MS Spike Conc.	MSD Spike Conc.	MS Result	MSD Result	MS % Rec	MSD % Rec	% Rec Limits	RPD	Max RPD	Qual
Dichlorodifluoromethane	ug/L	ND	20	20	15.3	16.6	76	83	60-140	8	30	
Diisopropyl ether	ug/L	ND	20	20	14.9	15.5	75	78	60-140	4	30	
Ethanol	ug/L	ND	800	800	605	623	76	78	60-140	3	30	
Ethylbenzene	ug/L	ND	20	20	17.7	19.2	88	96	60-140	8	30	
Hexachloro-1,3-butadiene	ug/L	ND	20	20	21.1	21.5	105	108	60-140	2	30	
Isopropylbenzene (Cumene)	ug/L	ND	20	20	18.0	19.7	90	99	60-140	9	30	
m&p-Xylene	ug/L	ND	40	40	36.0	38.9	89	97	60-140	8	30	
Methyl-tert-butyl ether	ug/L	ND	20	20	16.5	17.3	82	86	60-140	5	30	
Methylene Chloride	ug/L	ND	20	20	15.7	16.8	78	84	60-140	7	30	
n-Butylbenzene	ug/L	ND	20	20	17.3	18.3	86	92	60-140	6	30	
n-Propylbenzene	ug/L	ND	20	20	16.9	18.4	84	92	60-140	9	30	
Naphthalene	ug/L	ND	20	20	16.0	17.4	80	87	60-140	8	30	
o-Xylene	ug/L	ND	20	20	18.0	19.0	90	94	60-140	5	30	
sec-Butylbenzene	ug/L	ND	20	20	17.4	19.2	87	96	60-140	9	30	
Styrene	ug/L	ND	20	20	17.7	18.7	89	93	60-140	5	30	
tert-Butylbenzene	ug/L	ND	20	20	14.5	15.7	72	79	60-140	8	30	
Tetrachloroethene	ug/L	ND	20	20	17.7	19.1	89	96	60-140	8	30	
Toluene	ug/L	ND	20	20	15.9	17.0	80	85	60-140	7	30	
trans-1,2-Dichloroethene	ug/L	ND	20	20	17.4	18.5	87	92	60-140	6	30	
trans-1,3-Dichloropropene	ug/L	ND	20	20	16.0	17.7	80	88	60-140	10	30	
Trichloroethene	ug/L	ND	20	20	18.0	19.4	90	97	60-140	7	30	
Trichlorofluoromethane	ug/L	ND	20	20	15.5	17.0	78	85	60-140	9	30	
Vinyl chloride	ug/L	ND	20	20	16.3	17.6	81	88	60-140	8	30	
1,2-Dichloroethane-d4 (S)	%						93	93	70-130			
4-Bromofluorobenzene (S)	%						99	98	70-130			
Toluene-d8 (S)	%						95	95	70-130			

Results presented on this page are in the units indicated by the "Units" column except where an alternate unit is presented to the right of the result.

REPORT OF LABORATORY ANALYSIS

This report shall not be reproduced, except in full,
without the written consent of Pace Analytical Services, LLC.

Pace Analytical Services, LLC
9800 Kincey Ave. Suite 100
Huntersville, NC 28078
(704)875-9092

QUALITY CONTROL DATA

Project: 2020-L1-2448
Pace Project No.: 92590655

QC Batch: 682490
QC Batch Method: SM 6200B
Analysis Method: SM 6200B
Analysis Description: 6200B MSV
Laboratory: Pace Analytical Services - Charlotte
Associated Lab Samples: 92590655002

METHOD BLANK: 3569769
Matrix: Water
Associated Lab Samples: 92590655002

Parameter	Units	Blank Result	Reporting Limit	MDL	Analyzed	Qualifiers
1,1,1,2-Tetrachloroethane	ug/L	ND	0.50	0.31	03/04/22 13:04	
1,1,1-Trichloroethane	ug/L	ND	0.50	0.33	03/04/22 13:04	
1,1,2,2-Tetrachloroethane	ug/L	ND	0.50	0.22	03/04/22 13:04	
1,1,2-Trichloroethane	ug/L	ND	0.50	0.32	03/04/22 13:04	
1,1-Dichloroethane	ug/L	ND	0.50	0.37	03/04/22 13:04	
1,1-Dichloroethene	ug/L	ND	0.50	0.35	03/04/22 13:04	
1,1-Dichloropropene	ug/L	ND	0.50	0.43	03/04/22 13:04	
1,2,3-Trichlorobenzene	ug/L	ND	2.0	0.81	03/04/22 13:04	
1,2,3-Trichloropropane	ug/L	ND	0.50	0.26	03/04/22 13:04	
1,2,4-Trichlorobenzene	ug/L	ND	2.0	0.64	03/04/22 13:04	
1,2,4-Trimethylbenzene	ug/L	ND	0.50	0.50	03/04/22 13:04	
1,2-Dibromo-3-chloropropane	ug/L	ND	1.0	0.34	03/04/22 13:04	
1,2-Dibromoethane (EDB)	ug/L	ND	0.50	0.27	03/04/22 13:04	
1,2-Dichlorobenzene	ug/L	ND	0.50	0.34	03/04/22 13:04	
1,2-Dichloroethane	ug/L	ND	0.50	0.32	03/04/22 13:04	
1,2-Dichloropropane	ug/L	ND	0.50	0.36	03/04/22 13:04	
1,3,5-Trimethylbenzene	ug/L	ND	0.50	0.33	03/04/22 13:04	
1,3-Dichlorobenzene	ug/L	ND	0.50	0.34	03/04/22 13:04	
1,3-Dichloropropane	ug/L	ND	0.50	0.28	03/04/22 13:04	
1,4-Dichlorobenzene	ug/L	ND	0.50	0.33	03/04/22 13:04	
2,2-Dichloropropane	ug/L	ND	0.50	0.39	03/04/22 13:04	
2-Chlorotoluene	ug/L	ND	0.50	0.32	03/04/22 13:04	
4-Chlorotoluene	ug/L	ND	0.50	0.32	03/04/22 13:04	
Benzene	ug/L	ND	0.50	0.34	03/04/22 13:04	
Bromobenzene	ug/L	ND	0.50	0.29	03/04/22 13:04	
Bromochloromethane	ug/L	ND	0.50	0.47	03/04/22 13:04	
Bromodichloromethane	ug/L	ND	0.50	0.31	03/04/22 13:04	
Bromoform	ug/L	ND	0.50	0.34	03/04/22 13:04	
Bromomethane	ug/L	ND	5.0	1.7	03/04/22 13:04	
Carbon tetrachloride	ug/L	ND	0.50	0.33	03/04/22 13:04	
Chlorobenzene	ug/L	ND	0.50	0.28	03/04/22 13:04	
Chloroethane	ug/L	ND	1.0	0.65	03/04/22 13:04	
Chloroform	ug/L	ND	0.50	0.35	03/04/22 13:04	
Chloromethane	ug/L	ND	1.0	0.54	03/04/22 13:04	
cis-1,2-Dichloroethene	ug/L	ND	0.50	0.38	03/04/22 13:04	
cis-1,3-Dichloropropene	ug/L	ND	0.50	0.36	03/04/22 13:04	
Dibromochloromethane	ug/L	ND	0.50	0.36	03/04/22 13:04	
Dibromomethane	ug/L	ND	0.50	0.39	03/04/22 13:04	
Dichlorodifluoromethane	ug/L	ND	0.50	0.35	03/04/22 13:04	
Diisopropyl ether	ug/L	ND	0.50	0.31	03/04/22 13:04	

Results presented on this page are in the units indicated by the "Units" column except where an alternate unit is presented to the right of the result.

This report shall not be reproduced, except in full,
without the written consent of Pace Analytical Services, LLC.

Pace Analytical Services, LLC
9800 Kincey Ave. Suite 100
Huntersville, NC 28078
(704)875-9092

QUALITY CONTROL DATA

Project: 2020-L1-2448
Pace Project No.: 92590655

METHOD BLANK: 3569769 Matrix: Water
Associated Lab Samples: 92590655002

Parameter	Units	Blank Result	Reporting Limit	MDL	Analyzed	Qualifiers
Ethanol	ug/L	ND	200	72.2	03/04/22 13:04	
Ethylbenzene	ug/L	ND	0.50	0.30	03/04/22 13:04	
Hexachloro-1,3-butadiene	ug/L	ND	2.0	1.5	03/04/22 13:04	
Isopropylbenzene (Cumene)	ug/L	ND	0.50	0.33	03/04/22 13:04	
m&p-Xylene	ug/L	ND	1.0	0.71	03/04/22 13:04	
Methyl-tert-butyl ether	ug/L	ND	0.50	0.42	03/04/22 13:04	
Methylene Chloride	ug/L	ND	2.0	2.0	03/04/22 13:04	
n-Butylbenzene	ug/L	ND	0.50	0.49	03/04/22 13:04	
n-Propylbenzene	ug/L	ND	0.50	0.34	03/04/22 13:04	
Naphthalene	ug/L	ND	2.0	0.64	03/04/22 13:04	
o-Xylene	ug/L	ND	0.50	0.34	03/04/22 13:04	
sec-Butylbenzene	ug/L	ND	0.50	0.40	03/04/22 13:04	
Styrene	ug/L	ND	0.50	0.29	03/04/22 13:04	
tert-Butylbenzene	ug/L	ND	0.50	0.32	03/04/22 13:04	
Tetrachloroethene	ug/L	ND	0.50	0.29	03/04/22 13:04	
Toluene	ug/L	ND	0.50	0.48	03/04/22 13:04	
trans-1,2-Dichloroethene	ug/L	ND	0.50	0.40	03/04/22 13:04	
trans-1,3-Dichloropropene	ug/L	ND	0.50	0.36	03/04/22 13:04	
Trichloroethene	ug/L	ND	0.50	0.38	03/04/22 13:04	
Trichlorofluoromethane	ug/L	ND	1.0	0.30	03/04/22 13:04	
Vinyl chloride	ug/L	ND	1.0	0.39	03/04/22 13:04	
1,2-Dichloroethane-d4 (S)	%	90	70-130		03/04/22 13:04	
4-Bromofluorobenzene (S)	%	99	70-130		03/04/22 13:04	
Toluene-d8 (S)	%	81	70-130		03/04/22 13:04	

LABORATORY CONTROL SAMPLE: 3569770

Parameter	Units	Spike Conc.	LCS Result	LCS % Rec	% Rec Limits	Qualifiers
1,1,1,2-Tetrachloroethane	ug/L	50	49.3	99	60-140	
1,1,1-Trichloroethane	ug/L	50	42.7	85	60-140	
1,1,2,2-Tetrachloroethane	ug/L	50	47.5	95	60-140	
1,1,2-Trichloroethane	ug/L	50	48.6	97	60-140	
1,1-Dichloroethane	ug/L	50	38.2	76	60-140	
1,1-Dichloroethene	ug/L	50	47.3	95	60-140	
1,1-Dichloropropene	ug/L	50	46.3	93	60-140	
1,2,3-Trichlorobenzene	ug/L	50	49.9	100	60-140	
1,2,3-Trichloropropane	ug/L	50	46.3	93	60-140	
1,2,4-Trichlorobenzene	ug/L	50	50.2	100	60-140	
1,2,4-Trimethylbenzene	ug/L	50	46.3	93	60-140	
1,2-Dibromo-3-chloropropane	ug/L	50	46.6	93	60-140	
1,2-Dibromoethane (EDB)	ug/L	50	51.0	102	60-140	
1,2-Dichlorobenzene	ug/L	50	48.2	96	60-140	
1,2-Dichloroethane	ug/L	50	46.7	93	60-140	
1,2-Dichloropropane	ug/L	50	50.5	101	60-140	

Results presented on this page are in the units indicated by the "Units" column except where an alternate unit is presented to the right of the result.

This report shall not be reproduced, except in full,
without the written consent of Pace Analytical Services, LLC.

Pace Analytical Services, LLC
9800 Kincey Ave. Suite 100
Huntersville, NC 28078
(704)875-9092

QUALITY CONTROL DATA

Project: 2020-L1-2448
Pace Project No.: 92590655

LABORATORY CONTROL SAMPLE: 3569770

Parameter	Units	Spike Conc.	LCS Result	LCS % Rec	% Rec Limits	Qualifiers
1,3,5-Trimethylbenzene	ug/L	50	47.9	96	60-140	
1,3-Dichlorobenzene	ug/L	50	47.9	96	60-140	
1,3-Dichloropropane	ug/L	50	52.2	104	60-140	
1,4-Dichlorobenzene	ug/L	50	48.1	96	60-140	
2,2-Dichloropropane	ug/L	50	39.7	79	60-140	
2-Chlorotoluene	ug/L	50	49.0	98	60-140	
4-Chlorotoluene	ug/L	50	45.2	90	60-140	
Benzene	ug/L	50	42.7	85	60-140	
Bromobenzene	ug/L	50	50.1	100	60-140	
Bromochloromethane	ug/L	50	42.0	84	60-140	
Bromodichloromethane	ug/L	50	45.0	90	60-140	
Bromoform	ug/L	50	45.6	91	60-140	
Bromomethane	ug/L	50	39.0	78	60-140	
Carbon tetrachloride	ug/L	50	38.1	76	60-140	
Chlorobenzene	ug/L	50	46.4	93	60-140	
Chloroethane	ug/L	50	41.3	83	60-140	
Chloroform	ug/L	50	41.0	82	60-140	
Chloromethane	ug/L	50	31.5	63	60-140	
cis-1,2-Dichloroethene	ug/L	50	38.5	77	60-140	
cis-1,3-Dichloropropene	ug/L	50	50.1	100	60-140	
Dibromochloromethane	ug/L	50	46.3	93	60-140	
Dibromomethane	ug/L	50	47.9	96	60-140	
Dichlorodifluoromethane	ug/L	50	35.1	70	60-140	
Diisopropyl ether	ug/L	50	39.2	78	60-140	
Ethanol	ug/L	2000	1850	93	60-140	
Ethylbenzene	ug/L	50	47.4	95	60-140	
Hexachloro-1,3-butadiene	ug/L	50	50.8	102	60-140	
Isopropylbenzene (Cumene)	ug/L	50	48.6	97	60-140	
m&p-Xylene	ug/L	100	95.2	95	60-140	
Methyl-tert-butyl ether	ug/L	50	45.3	91	60-140	
Methylene Chloride	ug/L	50	37.3	75	60-140	
n-Butylbenzene	ug/L	50	47.5	95	60-140	
n-Propylbenzene	ug/L	50	48.2	96	60-140	
Naphthalene	ug/L	50	47.8	96	60-140	
o-Xylene	ug/L	50	47.7	95	60-140	
sec-Butylbenzene	ug/L	50	48.2	96	60-140	
Styrene	ug/L	50	48.1	96	60-140	
tert-Butylbenzene	ug/L	50	39.7	79	60-140	
Tetrachloroethene	ug/L	50	48.8	98	60-140	
Toluene	ug/L	50	43.3	87	60-140	
trans-1,2-Dichloroethene	ug/L	50	39.3	79	60-140	
trans-1,3-Dichloropropene	ug/L	50	46.6	93	60-140	
Trichloroethene	ug/L	50	49.8	100	60-140	
Trichlorofluoromethane	ug/L	50	40.7	81	60-140	
Vinyl chloride	ug/L	50	37.3	75	60-140	
1,2-Dichloroethane-d4 (S)	%			88	70-130	
4-Bromofluorobenzene (S)	%			97	70-130	

Results presented on this page are in the units indicated by the "Units" column except where an alternate unit is presented to the right of the result.

This report shall not be reproduced, except in full,
without the written consent of Pace Analytical Services, LLC.

Pace Analytical Services, LLC
9800 Kincey Ave. Suite 100
Huntersville, NC 28078
(704)875-9092

QUALITY CONTROL DATA

Project: 2020-L1-2448
Pace Project No.: 92590655

LABORATORY CONTROL SAMPLE: 3569770

Parameter	Units	Spike Conc.	LCS Result	LCS % Rec	% Rec Limits	Qualifiers
Toluene-d8 (S)	%			96	70-130	

MATRIX SPIKE & MATRIX SPIKE DUPLICATE: 3569771 3569772

Parameter	Units	92591324001 Result	MS Spike Conc.	MSD Spike Conc.	MS Result	MSD Result	MS % Rec	MSD % Rec	% Rec Limits	RPD	Max RPD	Qual
1,1,1,2-Tetrachloroethane	ug/L	ND	20	20	23.3	20.9	116	105	60-140	11	30	
1,1,1-Trichloroethane	ug/L	ND	20	20	19.1	19.4	95	97	60-140	2	30	
1,1,2,2-Tetrachloroethane	ug/L	ND	20	20	17.9	19.8	89	99	60-140	10	30	
1,1,2-Trichloroethane	ug/L	ND	20	20	23.9	21.0	119	105	60-140	13	30	
1,1-Dichloroethane	ug/L	ND	20	20	19.4	16.5	97	83	60-140	16	30	
1,1-Dichloroethene	ug/L	ND	20	20	22.6	21.4	113	107	60-140	5	30	
1,1-Dichloropropene	ug/L	ND	20	20	20.1	20.6	100	103	60-140	3	30	
1,2,3-Trichlorobenzene	ug/L	ND	20	20	24.6	21.8	123	109	60-140	12	30	
1,2,3-Trichloropropane	ug/L	ND	20	20	17.7	19.5	89	97	60-140	9	30	
1,2,4-Trichlorobenzene	ug/L	ND	20	20	24.5	21.6	122	108	60-140	13	30	
1,2,4-Trimethylbenzene	ug/L	ND	20	20	20.3	20.1	102	100	60-140	1	30	
1,2-Dibromo-3-chloropropane	ug/L	ND	20	20	20.3	19.2	102	96	60-140	6	30	
1,2-Dibromoethane (EDB)	ug/L	ND	20	20	23.8	21.0	119	105	60-140	12	30	
1,2-Dichlorobenzene	ug/L	ND	20	20	21.1	20.5	106	103	60-140	3	30	
1,2-Dichloroethane	ug/L	ND	20	20	20.2	20.9	101	105	60-140	4	30	
1,2-Dichloropropane	ug/L	ND	20	20	20.4	22.5	102	112	60-140	10	30	
1,3,5-Trimethylbenzene	ug/L	ND	20	20	21.3	20.6	107	103	60-140	3	30	
1,3-Dichlorobenzene	ug/L	ND	20	20	21.5	20.6	107	103	60-140	4	30	
1,3-Dichloropropane	ug/L	ND	20	20	24.6	21.7	123	108	60-140	13	30	
1,4-Dichlorobenzene	ug/L	ND	20	20	21.2	20.4	106	102	60-140	4	30	
2,2-Dichloropropane	ug/L	ND	20	20	19.0	19.5	95	98	60-140	2	30	
2-Chlorotoluene	ug/L	ND	20	20	21.3	20.7	107	104	60-140	3	30	
4-Chlorotoluene	ug/L	ND	20	20	19.9	19.5	100	97	60-140	2	30	
Benzene	ug/L	ND	20	20	22.5	21.8	113	109	60-140	3	30	
Bromobenzene	ug/L	ND	20	20	21.7	21.2	109	106	60-140	2	30	
Bromochloromethane	ug/L	ND	20	20	19.2	20.9	96	104	60-140	8	30	
Bromodichloromethane	ug/L	ND	20	20	18.8	19.5	94	97	60-140	3	30	
Bromoform	ug/L	ND	20	20	22.1	18.5	111	93	60-140	18	30	
Bromomethane	ug/L	ND	20	20	22.3	21.3	111	106	60-140	5	30	
Carbon tetrachloride	ug/L	ND	20	20	21.0	20.0	105	100	60-140	5	30	
Chlorobenzene	ug/L	ND	20	20	20.5	20.2	103	101	60-140	2	30	
Chloroethane	ug/L	ND	20	20	21.0	20.3	105	102	60-140	3	30	
Chloroform	ug/L	ND	20	20	18.5	20.1	92	101	60-140	9	30	
Chloromethane	ug/L	ND	20	20	20.3	16.2	101	81	60-140	22	30	
cis-1,2-Dichloroethene	ug/L	ND	20	20	19.4	18.5	97	92	60-140	5	30	
cis-1,3-Dichloropropene	ug/L	ND	20	20	19.7	21.3	99	106	60-140	7	30	
Dibromochloromethane	ug/L	ND	20	20	19.7	18.8	99	94	60-140	5	30	
Dibromomethane	ug/L	ND	20	20	21.2	21.9	106	109	60-140	3	30	

Results presented on this page are in the units indicated by the "Units" column except where an alternate unit is presented to the right of the result.

REPORT OF LABORATORY ANALYSIS

This report shall not be reproduced, except in full,
without the written consent of Pace Analytical Services, LLC.

Pace Analytical Services, LLC
9800 Kincey Ave. Suite 100
Huntersville, NC 28078
(704)875-9092

QUALITY CONTROL DATA

Project: 2020-L1-2448
Pace Project No.: 92590655

MATRIX SPIKE & MATRIX SPIKE DUPLICATE: 3569771 3569772

Parameter	Units	92591324001 Result	MS Spike Conc.	MSD Spike Conc.	MS Result	MSD Result	MS % Rec	MSD % Rec	% Rec Limits	RPD	Max RPD	Qual
Dichlorodifluoromethane	ug/L	ND	20	20	20.7	17.8	104	89	60-140	15	30	
Diisopropyl ether	ug/L	ND	20	20	16.6	15.1	83	76	60-140	9	30	
Ethanol	ug/L	ND	800	800	824	765	103	96	60-140	7	30	
Ethylbenzene	ug/L	ND	20	20	20.6	21.0	103	105	60-140	2	30	
Hexachloro-1,3-butadiene	ug/L	ND	20	20	28.3	25.0	141	125	60-140	12	30	M1
Isopropylbenzene (Cumene)	ug/L	ND	20	20	21.8	21.3	109	107	60-140	2	30	
m&p-Xylene	ug/L	ND	40	40	45.0	42.0	113	105	60-140	7	30	
Methyl-tert-butyl ether	ug/L	ND	20	20	18.2	17.1	91	86	60-140	6	30	
Methylene Chloride	ug/L	ND	20	20	16.8	15.4	84	77	60-140	9	30	
n-Butylbenzene	ug/L	ND	20	20	23.0	21.7	115	108	60-140	6	30	
n-Propylbenzene	ug/L	ND	20	20	21.1	20.7	105	104	60-140	2	30	
Naphthalene	ug/L	ND	20	20	21.2	19.6	106	98	60-140	8	30	
o-Xylene	ug/L	ND	20	20	23.6	20.6	118	103	60-140	14	30	
sec-Butylbenzene	ug/L	ND	20	20	23.0	21.8	115	109	60-140	5	30	
Styrene	ug/L	ND	20	20	23.8	20.6	119	103	60-140	15	30	
tert-Butylbenzene	ug/L	ND	20	20	18.6	17.5	93	88	60-140	6	30	
Tetrachloroethene	ug/L	ND	20	20	20.0	21.1	100	106	60-140	5	30	
Toluene	ug/L	ND	20	20	18.3	19.8	92	99	60-140	8	30	
trans-1,2-Dichloroethene	ug/L	ND	20	20	18.5	17.2	92	86	60-140	7	30	
trans-1,3-Dichloropropene	ug/L	ND	20	20	19.6	20.1	98	100	60-140	3	30	
Trichloroethene	ug/L	ND	20	20	25.1	22.1	125	111	60-140	13	30	
Trichlorofluoromethane	ug/L	ND	20	20	20.8	20.1	104	101	60-140	3	30	
Vinyl chloride	ug/L	ND	20	20	21.5	17.9	107	90	60-140	18	30	
1,2-Dichloroethane-d4 (S)	%						95	96	70-130			
4-Bromofluorobenzene (S)	%						86	98	70-130			
Toluene-d8 (S)	%						86	97	70-130			

Results presented on this page are in the units indicated by the "Units" column except where an alternate unit is presented to the right of the result.

This report shall not be reproduced, except in full,
without the written consent of Pace Analytical Services, LLC.

Pace Analytical Services, LLC
9800 Kincey Ave. Suite 100
Huntersville, NC 28078
(704)875-9092

QUALIFIERS

Project: 2020-L1-2448
Pace Project No.: 92590655

DEFINITIONS

DF - Dilution Factor, if reported, represents the factor applied to the reported data due to dilution of the sample aliquot.

ND - Not Detected at or above adjusted reporting limit.

TNTC - Too Numerous To Count

J - Estimated concentration above the adjusted method detection limit and below the adjusted reporting limit.

MDL - Adjusted Method Detection Limit.

PQL - Practical Quantitation Limit.

RL - Reporting Limit - The lowest concentration value that meets project requirements for quantitative data with known precision and bias for a specific analyte in a specific matrix.

S - Surrogate

1,2-Diphenylhydrazine decomposes to and cannot be separated from Azobenzene using Method 8270. The result for each analyte is a combined concentration.

Consistent with EPA guidelines, unrounded data are displayed and have been used to calculate % recovery and RPD values.

LCS(D) - Laboratory Control Sample (Duplicate)

MS(D) - Matrix Spike (Duplicate)

DUP - Sample Duplicate

RPD - Relative Percent Difference

NC - Not Calculable.

SG - Silica Gel - Clean-Up

U - Indicates the compound was analyzed for, but not detected.

Acid preservation may not be appropriate for 2 Chloroethylvinyl ether.

A separate vial preserved to a pH of 4-5 is recommended in SW846 Chapter 4 for the analysis of Acrolein and Acrylonitrile by EPA Method 8260.

N-Nitrosodiphenylamine decomposes and cannot be separated from Diphenylamine using Method 8270. The result reported for each analyte is a combined concentration.

Reported results are not rounded until the final step prior to reporting. Therefore, calculated parameters that are typically reported as "Total" may vary slightly from the sum of the reported component parameters.

Pace Analytical is TNI accredited. Contact your Pace PM for the current list of accredited analytes.

TNI - The NELAC Institute.

ANALYTE QUALIFIERS

C0	Result confirmed by second analysis.
M1	Matrix spike recovery exceeded QC limits. Batch accepted based on laboratory control sample (LCS) recovery.
N2	The lab does not hold NELAC/TNI accreditation for this parameter but other accreditations/certifications may apply. A complete list of accreditations/certifications is available upon request.

This report shall not be reproduced, except in full,
without the written consent of Pace Analytical Services, LLC.

Pace Analytical Services, LLC
9800 Kincey Ave. Suite 100
Huntersville, NC 28078
(704)875-9092

QUALITY CONTROL DATA CROSS REFERENCE TABLE

Project: 2020-L1-2448
Pace Project No.: 92590655

Lab ID	Sample ID	QC Batch Method	QC Batch	Analytical Method	Analytical Batch
92590655001	**DUP-1**	MADEP VPH	682385		
92590655002	**FB-1**	MADEP VPH	682385		
92590655001	**DUP-1**	EPA 3010A	683398	EPA 6010D	683588
92590655002	**FB-1**	EPA 3010A	683398	EPA 6010D	683588
92590655001	**DUP-1**	SM 6200B	682081		
92590655002	**FB-1**	SM 6200B	682490		
92590655003	**TRIP-BLANK**	SM 6200B	681894		

This report shall not be reproduced, except in full,
without the written consent of Pace Analytical Services, LLC.

Pace Analytical

CHAIN-OF-CUSTODY Analytical Request Document

Chain-of-Custody is a LEGAL DOCUMENT - Complete all relevent fields

WO# : 92590655

92590655

LAB ... er Number or ... LY

Company: Apex Companies

Address:

Billing Information:

Report To: Andrew Street

Email To: andrew.street@apexcos.com

Copy To:

Site Collection Info/Address:

Customer Project Name/Number: 2020-LI-2448

State: NC / County/City: Huntersville

Time Zone Collected: [ ] PT [ ] MT [ ] CT [✓] ET

Phone:
Email:

Site/Facility ID #:

Compliance Monitoring? [ ] Yes [ ] No

Collected By (print): Roger Cantley, David Henson

Purchase Order #:
Quote #:

DW PWS ID #:
DW Location Code:

Collected By (signature):

Turnaround Date Required: ASAP

Immediately Packed on Ice: [✓] Yes [ ] No

Sample Disposal:
[✓] Dispose as appropriate [ ] Return
[ ] Archive: _____
[ ] Hold: _____

Rush:
[ ] Same Day [ ] Next Day
[ ] 2 Day [ ] 3 Day [ ] 4 Day [ ] 5 Day
(Expedite Charges Apply)

Field Filtered (if applicable):
[ ] Yes [ ] No
Analysis: _____

Container Preservative Type **

** Preservative Types: (1) nitric acid, (2) sulfuric acid, (3) hydrochloric acid, (4) sodium hydroxide, (5) zinc acetate, (6) methanol, (7) sodium bisulfate, (8) sodium thiosulfate, (9) hexane, (A) ascorbic acid, (B) ammonium sulfate, (C) ammonium hydroxide, (D) TSP, (U) Unpreserved, (O) Other _____

Analyses

Lab Profile/Line:

Lab Sample Receipt Checklist:

Custody Seals Present/Intact	Y	N	NA
Custody Signatures Present	Y	N	NA
Collector Signature Present	Y	N	NA
Bottles Intact	Y	N	NA
Correct Bottles	Y	N	NA
Sufficient Volume	Y	N	NA
Samples Received on Ice	Y	N	NA
VOA - Headspace Acceptable	Y	N	NA
USDA Regulated Soils	Y	N	NA
Samples in Holding Time	Y	N	NA
Residual Chlorine Present	Y	N	NA
Cl Strips:			
Sample pH Acceptable	Y	N	NA
pH Strips: 223019AV			
Sulfide Present	Y	N	NA
Lead Acetate Strips:			

LAB USE ONLY:
Lab Sample # / Comments:
92590655

* Matrix Codes (Insert in Matrix box below): Drinking Water (DW), Ground Water (GW), Wastewater (WW), Product (P), Soil/Solid (SL), Oil (OL), Wipe (WP), Air (AR), Tissue (TS), Bioassay (B), Vapor (V), Other (OT)

Customer Sample ID	Matrix *	Comp / Grab	Collected (or Composite Start) Date	Collected (or Composite Start) Time	Composite End Date	Composite End Time	Res Cl	# of Ctns	VOC, 6200B	MADEP VPH	LEAD	Lab Sample # / Comments
DUP-1	DW	G	3-1-22	—				8	X	X	X	001
FB-1	DW	G	3-1-22	—				8	X	X	X	002
Trip_Blank	DW	G						2	X			003

Customer Remarks / Special Conditions / Possible Hazards:

Type of Ice Used: Wet Blue Dry None

Packing Material Used: B B

Radchem sample(s) screened (<500 cpm): Y N NA

SHORT HOLDS PRESENT (<72 hours): Y N N/A

Lab Tracking #: 2683860

Samples received via: FEDEX UPS Client Courier Pace Courier

Lab Sample Temperature Info:
Temp Blank Received: Y N NA
Therm ID#: 92T064
Cooler 1 Temp Upon Receipt: 5.6 oC
Cooler 1 Therm Corr. Factor: 0 oC
Cooler 1 Corrected Temp: 5.6 oC
Comments:

Relinquished by/Company: (Signature)	Date/Time:	Received by/Company: (Signature)	Date/Time:
[signature]	3-1-22 / 1200	JKL Pace HL	3-1-22 12W
Relinquished by/Company: (Signature)	Date/Time:	Received by/Company: (Signature)	Date/Time:
Relinquished by/Company: (Signature)	Date/Time:	Received by/Company: (Signature)	Date/Time:

MTJL LAB USE ONLY
Table #:
Acctnum:
Template:
Prelogin:
PM:
PB:

Trip Blank Received: Y N NA
HCL MeOH TSP Other

Non Conformance(s): YES / NO

Page: 1 of: 1

***Check mark top half of box if pH and/or dechlorination is verified and within the acceptance range for preservation samples.**

Exceptions: VOA, Coliform, TOC, Oil and Grease, DRO/8015 (water) DOC, LLHg

****Bottom half of box is to list number of bottles**

Proje

WO# : 92590655

PM: AMB Due Date: 03/08/22

CLIENT: 92-APEX MOOR

Item#	BP4U-125 mL Plastic Unpreserved (N/A) (Cl-)	BP3U-250 mL Plastic Unpreserved (N/A)	BP2U-500 mL Plastic Unpreserved (N/A)	BP1U-1 liter Plastic Unpreserved (N/A)	BP4S-125 mL Plastic H2SO4 (pH < 2) (Cl-)	BP3N-250 mL plastic HNO3 (pH < 2)	BP4Z-125 mL Plastic ZN Acetate & NaOH (>9)	BP4B-125 mL Plastic NaOH (pH > 12) (Cl-)	WGFU-Wide-mouthed Glass jar Unpreserved	AG1U-1 liter Amber Unpreserved (N/A) (Cl-)	AG1H-1 liter Amber HCl (pH < 2)	AG3U-250 mL Amber Unpreserved (N/A) (Cl-)	AG1S-1 liter Amber H2SO4 (pH < 2)	AG3S-250 mL Amber H2SO4 (pH < 2)	AG3A(DG3A)-250 mL Amber NH4Cl (N/A)(Cl-)	DG9H-40 mL VOA HCl (N/A)	VG9T-40 mL VOA Na2S2O3 (N/A)	VG9U-40 mL VOA Unpreserved (N/A)	DG9P-40 mL VOA H3PO4 (N/A)	VOAK (3 vials per kit)-5035 kit (N/A)	V/GK(3 vials per kit)-VPH/Gas kit (N/A)	SP5T-125 mL Sterile Plastic (N/A – lab)	SP2T-250 mL Sterile Plastic (N/A – lab)		BP3A-250 mL Plastic (NH2)2SO4 (9.3-9.7)	AG0U-100 mL Amber Unpreserved vials (N/A)	VSGU-20 mL Scintillation vials (N/A)	DG9U-40 mL Amber Unpreserved vials (N/A)
1						1										7												
2						1										7												
3																2												
4																												
5																												
6																												
7																												
8																												
9																												
10																												
11																												
12																												

pH Adjustment Log for Preserved Samples

Sample ID	Type of Preservative	pH upon receipt	Date preservation adjusted	Time preservation adjusted	Amount of Preservative added	Lot #

Note: Whenever there is a discrepancy affecting North Carolina compliance samples, a copy of this form will be sent to the North Carolina DEHNR Certification Office (I.e. Out of hold, incorrect preservative, out of temp, incorrect containers.

Pace Analytical Services, LLC
9800 Kincey Ave. Suite 100
Huntersville, NC 28078
(704)875-9092

March 23, 2022

Andrew Street
Apex Companies - NC
5900 Northwoods Business Pkwy
Suite 5900-0
Charlotte, NC 28269

RE: Project: 2020-LI-2448
Pace Project No.: 92591978

Dear Andrew Street:

Enclosed are the analytical results for sample(s) received by the laboratory on March 08, 2022. The results relate only to the samples included in this report. Results reported herein conform to the applicable TNI/NELAC Standards and the laboratory's Quality Manual, where applicable, unless otherwise noted in the body of the report.

The test results provided in this final report were generated by each of the following laboratories within the Pace Network:

- Pace Analytical Services - Asheville
- Pace Analytical Services - Charlotte

If you have any questions concerning this report, please feel free to contact me.

Sincerely,

Angela M. Baioni

Angela Baioni
angela.baioni@pacelabs.com
(704)875-9092
Project Manager

Enclosures

cc: J Culbreath, Colonial Pipeline Company
Naomi Fretz, APEX Companies, LLC
Robert Hughes, Colonial Pipeline
Jamie Moran, APEX Companies, LLC
Jeff Morrison, Colonial Pipeline Company
Tom Naumann, APEX Companies - NC
Joe Nicolette, Montrose-EPS
Kaitlyn Nootens, Apex Companies
Christopher Schultz, Apex Companies
Matt Teixeira, Apex Companies, LLC
Michael Verdon, Colonial Pipeline Company
JM Wyatt, Colonial Pipeline Company

REPORT OF LABORATORY ANALYSIS

This report shall not be reproduced, except in full,
without the written consent of Pace Analytical Services, LLC.

Pace Analytical Services, LLC
9800 Kincey Ave. Suite 100
Huntersville, NC 28078
(704)875-9092

CERTIFICATIONS

Project: 2020-LI-2448
Pace Project No.: 92591978

Pace Analytical Services Charlotte

South Carolina Laboratory ID: 99006
9800 Kincey Ave. Ste 100, Huntersville, NC 28078
North Carolina Drinking Water Certification #: 37706
North Carolina Field Services Certification #: 5342
North Carolina Wastewater Certification #: 12
South Carolina Laboratory ID: 99006
South Carolina Certification #: 99006001
South Carolina Drinking Water Cert. #: 99006003
Florida/NELAP Certification #: E87627
Kentucky UST Certification #: 84
Louisiana DoH Drinking Water #: LA029
Virginia/VELAP Certification #: 460221

Pace Analytical Services Asheville

2225 Riverside Drive, Asheville, NC 28804
Florida/NELAP Certification #: E87648
North Carolina Drinking Water Certification #: 37712
North Carolina Wastewater Certification #: 40
South Carolina Laboratory ID: 99030
South Carolina Certification #: 99030001
Virginia/VELAP Certification #: 460222

This report shall not be reproduced, except in full,
without the written consent of Pace Analytical Services, LLC.

Pace Analytical Services, LLC
9800 Kincey Ave. Suite 100
Huntersville, NC 28078
(704)875-9092

SAMPLE SUMMARY

Project: 2020-LI-2448
Pace Project No.: 92591978

Lab ID	Sample ID	Matrix	Date Collected	Date Received
92591978001	**DUP-1**	Water	03/08/22 00:00	03/08/22 12:48
92591978002	**FB-1**	Water	03/08/22 00:00	03/08/22 12:48
92591978003	**TRIP BLANK**	Water	03/08/22 00:00	03/08/22 12:48

This report shall not be reproduced, except in full,
without the written consent of Pace Analytical Services, LLC.

Pace Analytical Services, LLC
9800 Kincey Ave. Suite 100
Huntersville, NC 28078
(704)875-9092

SAMPLE ANALYTE COUNT

Project: 2020-LI-2448
Pace Project No.: 92591978

Lab ID	Sample ID	Method	Analysts	Analytes Reported	Laboratory
92591978001	**DUP-1**	MADEP VPH	MAD	6	PASI-C
		EPA 6010D	CBV	1	PASI-A
		SM 6200B	CL	64	PASI-C
92591978002	**FB-1**	MADEP VPH	MAD	6	PASI-C
		EPA 6010D	CBV	1	PASI-A
		SM 6200B	CL	64	PASI-C
92591978003	**TRIP BLANK**	SM 6200B	SAS	64	PASI-C

PASI-A = Pace Analytical Services - Asheville
PASI-C = Pace Analytical Services - Charlotte

This report shall not be reproduced, except in full,
without the written consent of Pace Analytical Services, LLC.

Pace Analytical Services, LLC
9800 Kincey Ave. Suite 100
Huntersville, NC 28078
(704)875-9092

ANALYTICAL RESULTS

Project: 2020-LI-2448
Pace Project No.: 92591978

Sample: DUP-1 **Lab ID: 92591978001** Collected: 03/08/22 00:00 Received: 03/08/22 12:48 Matrix: Water

Parameters	Results	Units	Report Limit	MDL	DF	Prepared	Analyzed	CAS No.	Qual
VPH NC Water	Analytical Method: MADEP VPH								
	Pace Analytical Services - Charlotte								
Total VPH (C5-C12)	ND	ug/L	50.0	50.0	1		03/10/22 05:47		N2
Aliphatic (C05-C08)	ND	ug/L	50.0	50.0	1		03/10/22 05:47		N2
Aliphatic(C09-C12) Adjusted	ND	ug/L	50.0	50.0	1		03/10/22 05:47		N2
Aromatic (C09-C10)	ND	ug/L	50.0	50.0	1		03/10/22 05:47		N2
Surrogates									
4-Bromofluorobenzene (FID) (S)	96	%	70-130		1		03/10/22 05:47	460-00-4	
4-Bromofluorobenzene (PID) (S)	82	%	70-130		1		03/10/22 05:47	460-00-4	
6010 MET ICP	Analytical Method: EPA 6010D Preparation Method: EPA 3010A								
	Pace Analytical Services - Asheville								
Lead	ND	ug/L	5.0	4.5	1	03/16/22 11:50	03/18/22 05:43	7439-92-1	
6200B MSV	Analytical Method: SM 6200B								
	Pace Analytical Services - Charlotte								
Benzene	ND	ug/L	0.50	0.34	1		03/11/22 00:20	71-43-2	
Bromobenzene	ND	ug/L	0.50	0.29	1		03/11/22 00:20	108-86-1	
Bromochloromethane	ND	ug/L	0.50	0.47	1		03/11/22 00:20	74-97-5	
Bromodichloromethane	ND	ug/L	0.50	0.31	1		03/11/22 00:20	75-27-4	
Bromoform	ND	ug/L	0.50	0.34	1		03/11/22 00:20	75-25-2	
Bromomethane	ND	ug/L	5.0	1.7	1		03/11/22 00:20	74-83-9	
n-Butylbenzene	ND	ug/L	0.50	0.49	1		03/11/22 00:20	104-51-8	
sec-Butylbenzene	ND	ug/L	0.50	0.40	1		03/11/22 00:20	135-98-8	
tert-Butylbenzene	ND	ug/L	0.50	0.32	1		03/11/22 00:20	98-06-6	
Carbon tetrachloride	ND	ug/L	0.50	0.33	1		03/11/22 00:20	56-23-5	
Chlorobenzene	ND	ug/L	0.50	0.28	1		03/11/22 00:20	108-90-7	
Chloroethane	ND	ug/L	1.0	0.65	1		03/11/22 00:20	75-00-3	
Chloroform	**0.47J**	ug/L	0.50	0.35	1		03/11/22 00:20	67-66-3	
Chloromethane	ND	ug/L	1.0	0.54	1		03/11/22 00:20	74-87-3	
2-Chlorotoluene	ND	ug/L	0.50	0.32	1		03/11/22 00:20	95-49-8	
4-Chlorotoluene	ND	ug/L	0.50	0.32	1		03/11/22 00:20	106-43-4	
1,2-Dibromo-3-chloropropane	ND	ug/L	1.0	0.34	1		03/11/22 00:20	96-12-8	
Dibromochloromethane	ND	ug/L	0.50	0.36	1		03/11/22 00:20	124-48-1	
1,2-Dibromoethane (EDB)	ND	ug/L	0.50	0.27	1		03/11/22 00:20	106-93-4	
Dibromomethane	ND	ug/L	0.50	0.39	1		03/11/22 00:20	74-95-3	
1,2-Dichlorobenzene	ND	ug/L	0.50	0.34	1		03/11/22 00:20	95-50-1	
1,3-Dichlorobenzene	ND	ug/L	0.50	0.34	1		03/11/22 00:20	541-73-1	
1,4-Dichlorobenzene	ND	ug/L	0.50	0.33	1		03/11/22 00:20	106-46-7	
Dichlorodifluoromethane	ND	ug/L	0.50	0.35	1		03/11/22 00:20	75-71-8	
1,1-Dichloroethane	ND	ug/L	0.50	0.37	1		03/11/22 00:20	75-34-3	
1,2-Dichloroethane	ND	ug/L	0.50	0.32	1		03/11/22 00:20	107-06-2	
1,1-Dichloroethene	ND	ug/L	0.50	0.35	1		03/11/22 00:20	75-35-4	
cis-1,2-Dichloroethene	ND	ug/L	0.50	0.38	1		03/11/22 00:20	156-59-2	
trans-1,2-Dichloroethene	ND	ug/L	0.50	0.40	1		03/11/22 00:20	156-60-5	
1,2-Dichloropropane	ND	ug/L	0.50	0.36	1		03/11/22 00:20	78-87-5	
1,3-Dichloropropane	ND	ug/L	0.50	0.28	1		03/11/22 00:20	142-28-9	

This report shall not be reproduced, except in full,
without the written consent of Pace Analytical Services, LLC.

Pace Analytical Services, LLC
9800 Kincey Ave. Suite 100
Huntersville, NC 28078
(704)875-9092

ANALYTICAL RESULTS

Project: 2020-LI-2448
Pace Project No.: 92591978

Sample: DUP-1 **Lab ID: 92591978001** Collected: 03/08/22 00:00 Received: 03/08/22 12:48 Matrix: Water

Parameters	Results	Units	Report Limit	MDL	DF	Prepared	Analyzed	CAS No.	Qual
6200B MSV	Analytical Method: SM 6200B								
	Pace Analytical Services - Charlotte								
2,2-Dichloropropane	ND	ug/L	0.50	0.39	1		03/11/22 00:20	594-20-7	
1,1-Dichloropropene	ND	ug/L	0.50	0.43	1		03/11/22 00:20	563-58-6	
cis-1,3-Dichloropropene	ND	ug/L	0.50	0.36	1		03/11/22 00:20	10061-01-5	
trans-1,3-Dichloropropene	ND	ug/L	0.50	0.36	1		03/11/22 00:20	10061-02-6	
Diisopropyl ether	ND	ug/L	0.50	0.31	1		03/11/22 00:20	108-20-3	
Ethanol	ND	ug/L	200	72.2	1		03/11/22 00:20	64-17-5	
Ethylbenzene	ND	ug/L	0.50	0.30	1		03/11/22 00:20	100-41-4	
Hexachloro-1,3-butadiene	ND	ug/L	2.0	1.5	1		03/11/22 00:20	87-68-3	
Isopropylbenzene (Cumene)	ND	ug/L	0.50	0.33	1		03/11/22 00:20	98-82-8	
Methylene Chloride	ND	ug/L	2.0	2.0	1		03/11/22 00:20	75-09-2	
Methyl-tert-butyl ether	ND	ug/L	0.50	0.42	1		03/11/22 00:20	1634-04-4	
Naphthalene	ND	ug/L	2.0	0.64	1		03/11/22 00:20	91-20-3	
n-Propylbenzene	ND	ug/L	0.50	0.34	1		03/11/22 00:20	103-65-1	
Styrene	ND	ug/L	0.50	0.29	1		03/11/22 00:20	100-42-5	
1,1,1,2-Tetrachloroethane	ND	ug/L	0.50	0.31	1		03/11/22 00:20	630-20-6	
1,1,2,2-Tetrachloroethane	ND	ug/L	0.50	0.22	1		03/11/22 00:20	79-34-5	
Tetrachloroethene	ND	ug/L	0.50	0.29	1		03/11/22 00:20	127-18-4	
Toluene	ND	ug/L	0.50	0.48	1		03/11/22 00:20	108-88-3	
1,2,3-Trichlorobenzene	ND	ug/L	2.0	0.81	1		03/11/22 00:20	87-61-6	
1,2,4-Trichlorobenzene	ND	ug/L	2.0	0.64	1		03/11/22 00:20	120-82-1	
1,1,1-Trichloroethane	ND	ug/L	0.50	0.33	1		03/11/22 00:20	71-55-6	
1,1,2-Trichloroethane	ND	ug/L	0.50	0.32	1		03/11/22 00:20	79-00-5	
Trichloroethene	ND	ug/L	0.50	0.38	1		03/11/22 00:20	79-01-6	
Trichlorofluoromethane	ND	ug/L	1.0	0.30	1		03/11/22 00:20	75-69-4	
1,2,3-Trichloropropane	ND	ug/L	0.50	0.26	1		03/11/22 00:20	96-18-4	
1,2,4-Trimethylbenzene	ND	ug/L	0.50	0.50	1		03/11/22 00:20	95-63-6	
1,3,5-Trimethylbenzene	ND	ug/L	0.50	0.33	1		03/11/22 00:20	108-67-8	
Vinyl chloride	ND	ug/L	1.0	0.39	1		03/11/22 00:20	75-01-4	
m&p-Xylene	ND	ug/L	1.0	0.71	1		03/11/22 00:20	179601-23-1	
o-Xylene	ND	ug/L	0.50	0.34	1		03/11/22 00:20	95-47-6	
Surrogates									
1,2-Dichloroethane-d4 (S)	100	%	70-130		1		03/11/22 00:20	17060-07-0	
4-Bromofluorobenzene (S)	99	%	70-130		1		03/11/22 00:20	460-00-4	
Toluene-d8 (S)	100	%	70-130		1		03/11/22 00:20	2037-26-5	

This report shall not be reproduced, except in full,
without the written consent of Pace Analytical Services, LLC.

Pace Analytical Services, LLC
9800 Kincey Ave. Suite 100
Huntersville, NC 28078
(704)875-9092

ANALYTICAL RESULTS

Project: 2020-LI-2448
Pace Project No.: 92591978

Sample: FB-1 **Lab ID: 92591978002** Collected: 03/08/22 00:00 Received: 03/08/22 12:48 Matrix: Water

Parameters	Results	Units	Report Limit	MDL	DF	Prepared	Analyzed	CAS No.	Qual
VPH NC Water	Analytical Method: MADEP VPH								
	Pace Analytical Services - Charlotte								
Total VPH (C5-C12)	ND	ug/L	50.0	50.0	1		03/10/22 06:15		N2
Aliphatic (C05-C08)	ND	ug/L	50.0	50.0	1		03/10/22 06:15		N2
Aliphatic(C09-C12) Adjusted	ND	ug/L	50.0	50.0	1		03/10/22 06:15		N2
Aromatic (C09-C10)	ND	ug/L	50.0	50.0	1		03/10/22 06:15		N2
Surrogates									
4-Bromofluorobenzene (FID) (S)	97	%	70-130		1		03/10/22 06:15	460-00-4	
4-Bromofluorobenzene (PID) (S)	82	%	70-130		1		03/10/22 06:15	460-00-4	
6010 MET ICP	Analytical Method: EPA 6010D Preparation Method: EPA 3010A								
	Pace Analytical Services - Asheville								
Lead	ND	ug/L	5.0	4.5	1	03/16/22 11:50	03/18/22 05:47	7439-92-1	
6200B MSV	Analytical Method: SM 6200B								
	Pace Analytical Services - Charlotte								
Benzene	ND	ug/L	0.50	0.34	1		03/11/22 00:02	71-43-2	
Bromobenzene	ND	ug/L	0.50	0.29	1		03/11/22 00:02	108-86-1	
Bromochloromethane	ND	ug/L	0.50	0.47	1		03/11/22 00:02	74-97-5	
Bromodichloromethane	ND	ug/L	0.50	0.31	1		03/11/22 00:02	75-27-4	
Bromoform	ND	ug/L	0.50	0.34	1		03/11/22 00:02	75-25-2	
Bromomethane	ND	ug/L	5.0	1.7	1		03/11/22 00:02	74-83-9	
n-Butylbenzene	ND	ug/L	0.50	0.49	1		03/11/22 00:02	104-51-8	
sec-Butylbenzene	ND	ug/L	0.50	0.40	1		03/11/22 00:02	135-98-8	
tert-Butylbenzene	ND	ug/L	0.50	0.32	1		03/11/22 00:02	98-06-6	
Carbon tetrachloride	ND	ug/L	0.50	0.33	1		03/11/22 00:02	56-23-5	
Chlorobenzene	ND	ug/L	0.50	0.28	1		03/11/22 00:02	108-90-7	
Chloroethane	ND	ug/L	1.0	0.65	1		03/11/22 00:02	75-00-3	
Chloroform	ND	ug/L	0.50	0.35	1		03/11/22 00:02	67-66-3	
Chloromethane	ND	ug/L	1.0	0.54	1		03/11/22 00:02	74-87-3	
2-Chlorotoluene	ND	ug/L	0.50	0.32	1		03/11/22 00:02	95-49-8	
4-Chlorotoluene	ND	ug/L	0.50	0.32	1		03/11/22 00:02	106-43-4	
1,2-Dibromo-3-chloropropane	ND	ug/L	1.0	0.34	1		03/11/22 00:02	96-12-8	
Dibromochloromethane	ND	ug/L	0.50	0.36	1		03/11/22 00:02	124-48-1	
1,2-Dibromoethane (EDB)	ND	ug/L	0.50	0.27	1		03/11/22 00:02	106-93-4	
Dibromomethane	ND	ug/L	0.50	0.39	1		03/11/22 00:02	74-95-3	
1,2-Dichlorobenzene	ND	ug/L	0.50	0.34	1		03/11/22 00:02	95-50-1	
1,3-Dichlorobenzene	ND	ug/L	0.50	0.34	1		03/11/22 00:02	541-73-1	
1,4-Dichlorobenzene	ND	ug/L	0.50	0.33	1		03/11/22 00:02	106-46-7	
Dichlorodifluoromethane	ND	ug/L	0.50	0.35	1		03/11/22 00:02	75-71-8	
1,1-Dichloroethane	ND	ug/L	0.50	0.37	1		03/11/22 00:02	75-34-3	
1,2-Dichloroethane	ND	ug/L	0.50	0.32	1		03/11/22 00:02	107-06-2	
1,1-Dichloroethene	ND	ug/L	0.50	0.35	1		03/11/22 00:02	75-35-4	
cis-1,2-Dichloroethene	ND	ug/L	0.50	0.38	1		03/11/22 00:02	156-59-2	
trans-1,2-Dichloroethene	ND	ug/L	0.50	0.40	1		03/11/22 00:02	156-60-5	
1,2-Dichloropropane	ND	ug/L	0.50	0.36	1		03/11/22 00:02	78-87-5	
1,3-Dichloropropane	ND	ug/L	0.50	0.28	1		03/11/22 00:02	142-28-9	

This report shall not be reproduced, except in full,
without the written consent of Pace Analytical Services, LLC.

Pace Analytical Services, LLC
9800 Kincey Ave. Suite 100
Huntersville, NC 28078
(704)875-9092

ANALYTICAL RESULTS

Project: 2020-LI-2448
Pace Project No.: 92591978

Sample: FB-1 **Lab ID: 92591978002** Collected: 03/08/22 00:00 Received: 03/08/22 12:48 Matrix: Water

Parameters	Results	Units	Report Limit	MDL	DF	Prepared	Analyzed	CAS No.	Qual
6200B MSV	Analytical Method: SM 6200B								
	Pace Analytical Services - Charlotte								
2,2-Dichloropropane	ND	ug/L	0.50	0.39	1		03/11/22 00:02	594-20-7	
1,1-Dichloropropene	ND	ug/L	0.50	0.43	1		03/11/22 00:02	563-58-6	
cis-1,3-Dichloropropene	ND	ug/L	0.50	0.36	1		03/11/22 00:02	10061-01-5	
trans-1,3-Dichloropropene	ND	ug/L	0.50	0.36	1		03/11/22 00:02	10061-02-6	
Diisopropyl ether	ND	ug/L	0.50	0.31	1		03/11/22 00:02	108-20-3	
Ethanol	ND	ug/L	200	72.2	1		03/11/22 00:02	64-17-5	
Ethylbenzene	ND	ug/L	0.50	0.30	1		03/11/22 00:02	100-41-4	
Hexachloro-1,3-butadiene	ND	ug/L	2.0	1.5	1		03/11/22 00:02	87-68-3	
Isopropylbenzene (Cumene)	ND	ug/L	0.50	0.33	1		03/11/22 00:02	98-82-8	
Methylene Chloride	ND	ug/L	2.0	2.0	1		03/11/22 00:02	75-09-2	
Methyl-tert-butyl ether	ND	ug/L	0.50	0.42	1		03/11/22 00:02	1634-04-4	
Naphthalene	ND	ug/L	2.0	0.64	1		03/11/22 00:02	91-20-3	
n-Propylbenzene	ND	ug/L	0.50	0.34	1		03/11/22 00:02	103-65-1	
Styrene	ND	ug/L	0.50	0.29	1		03/11/22 00:02	100-42-5	
1,1,1,2-Tetrachloroethane	ND	ug/L	0.50	0.31	1		03/11/22 00:02	630-20-6	
1,1,2,2-Tetrachloroethane	ND	ug/L	0.50	0.22	1		03/11/22 00:02	79-34-5	
Tetrachloroethene	ND	ug/L	0.50	0.29	1		03/11/22 00:02	127-18-4	
Toluene	**1.5**	ug/L	0.50	0.48	1		03/11/22 00:02	108-88-3	
1,2,3-Trichlorobenzene	ND	ug/L	2.0	0.81	1		03/11/22 00:02	87-61-6	
1,2,4-Trichlorobenzene	ND	ug/L	2.0	0.64	1		03/11/22 00:02	120-82-1	
1,1,1-Trichloroethane	ND	ug/L	0.50	0.33	1		03/11/22 00:02	71-55-6	
1,1,2-Trichloroethane	ND	ug/L	0.50	0.32	1		03/11/22 00:02	79-00-5	
Trichloroethene	ND	ug/L	0.50	0.38	1		03/11/22 00:02	79-01-6	
Trichlorofluoromethane	ND	ug/L	1.0	0.30	1		03/11/22 00:02	75-69-4	
1,2,3-Trichloropropane	ND	ug/L	0.50	0.26	1		03/11/22 00:02	96-18-4	
1,2,4-Trimethylbenzene	ND	ug/L	0.50	0.50	1		03/11/22 00:02	95-63-6	
1,3,5-Trimethylbenzene	ND	ug/L	0.50	0.33	1		03/11/22 00:02	108-67-8	
Vinyl chloride	ND	ug/L	1.0	0.39	1		03/11/22 00:02	75-01-4	
m&p-Xylene	ND	ug/L	1.0	0.71	1		03/11/22 00:02	179601-23-1	
o-Xylene	ND	ug/L	0.50	0.34	1		03/11/22 00:02	95-47-6	
Surrogates									
1,2-Dichloroethane-d4 (S)	100	%	70-130		1		03/11/22 00:02	17060-07-0	
4-Bromofluorobenzene (S)	101	%	70-130		1		03/11/22 00:02	460-00-4	
Toluene-d8 (S)	100	%	70-130		1		03/11/22 00:02	2037-26-5	

This report shall not be reproduced, except in full,
without the written consent of Pace Analytical Services, LLC.

Pace Analytical Services, LLC
9800 Kincey Ave. Suite 100
Huntersville, NC 28078
(704)875-9092

ANALYTICAL RESULTS

Project: 2020-LI-2448
Pace Project No.: 92591978

Sample: TRIP BLANK **Lab ID: 92591978003** Collected: 03/08/22 00:00 Received: 03/08/22 12:48 Matrix: Water

Parameters	Results	Units	Report Limit	MDL	DF	Prepared	Analyzed	CAS No.	Qual
6200B MSV	Analytical Method: SM 6200B								
	Pace Analytical Services - Charlotte								
Benzene	ND	ug/L	0.50	0.34	1		03/11/22 23:05	71-43-2	
Bromobenzene	ND	ug/L	0.50	0.29	1		03/11/22 23:05	108-86-1	
Bromochloromethane	ND	ug/L	0.50	0.47	1		03/11/22 23:05	74-97-5	
Bromodichloromethane	ND	ug/L	0.50	0.31	1		03/11/22 23:05	75-27-4	
Bromoform	ND	ug/L	0.50	0.34	1		03/11/22 23:05	75-25-2	
Bromomethane	ND	ug/L	5.0	1.7	1		03/11/22 23:05	74-83-9	
n-Butylbenzene	ND	ug/L	0.50	0.49	1		03/11/22 23:05	104-51-8	
sec-Butylbenzene	ND	ug/L	0.50	0.40	1		03/11/22 23:05	135-98-8	
tert-Butylbenzene	ND	ug/L	0.50	0.32	1		03/11/22 23:05	98-06-6	
Carbon tetrachloride	ND	ug/L	0.50	0.33	1		03/11/22 23:05	56-23-5	
Chlorobenzene	ND	ug/L	0.50	0.28	1		03/11/22 23:05	108-90-7	
Chloroethane	ND	ug/L	1.0	0.65	1		03/11/22 23:05	75-00-3	
Chloroform	ND	ug/L	0.50	0.35	1		03/11/22 23:05	67-66-3	
Chloromethane	ND	ug/L	1.0	0.54	1		03/11/22 23:05	74-87-3	
2-Chlorotoluene	ND	ug/L	0.50	0.32	1		03/11/22 23:05	95-49-8	
4-Chlorotoluene	ND	ug/L	0.50	0.32	1		03/11/22 23:05	106-43-4	
1,2-Dibromo-3-chloropropane	ND	ug/L	1.0	0.34	1		03/11/22 23:05	96-12-8	
Dibromochloromethane	ND	ug/L	0.50	0.36	1		03/11/22 23:05	124-48-1	
1,2-Dibromoethane (EDB)	ND	ug/L	0.50	0.27	1		03/11/22 23:05	106-93-4	
Dibromomethane	ND	ug/L	0.50	0.39	1		03/11/22 23:05	74-95-3	
1,2-Dichlorobenzene	ND	ug/L	0.50	0.34	1		03/11/22 23:05	95-50-1	
1,3-Dichlorobenzene	ND	ug/L	0.50	0.34	1		03/11/22 23:05	541-73-1	
1,4-Dichlorobenzene	ND	ug/L	0.50	0.33	1		03/11/22 23:05	106-46-7	
Dichlorodifluoromethane	ND	ug/L	0.50	0.35	1		03/11/22 23:05	75-71-8	
1,1-Dichloroethane	ND	ug/L	0.50	0.37	1		03/11/22 23:05	75-34-3	
1,2-Dichloroethane	ND	ug/L	0.50	0.32	1		03/11/22 23:05	107-06-2	
1,1-Dichloroethene	ND	ug/L	0.50	0.35	1		03/11/22 23:05	75-35-4	
cis-1,2-Dichloroethene	ND	ug/L	0.50	0.38	1		03/11/22 23:05	156-59-2	
trans-1,2-Dichloroethene	ND	ug/L	0.50	0.40	1		03/11/22 23:05	156-60-5	
1,2-Dichloropropane	ND	ug/L	0.50	0.36	1		03/11/22 23:05	78-87-5	
1,3-Dichloropropane	ND	ug/L	0.50	0.28	1		03/11/22 23:05	142-28-9	
2,2-Dichloropropane	ND	ug/L	0.50	0.39	1		03/11/22 23:05	594-20-7	
1,1-Dichloropropene	ND	ug/L	0.50	0.43	1		03/11/22 23:05	563-58-6	
cis-1,3-Dichloropropene	ND	ug/L	0.50	0.36	1		03/11/22 23:05	10061-01-5	
trans-1,3-Dichloropropene	ND	ug/L	0.50	0.36	1		03/11/22 23:05	10061-02-6	
Diisopropyl ether	ND	ug/L	0.50	0.31	1		03/11/22 23:05	108-20-3	
Ethanol	ND	ug/L	200	72.2	1		03/11/22 23:05	64-17-5	
Ethylbenzene	ND	ug/L	0.50	0.30	1		03/11/22 23:05	100-41-4	
Hexachloro-1,3-butadiene	ND	ug/L	2.0	1.5	1		03/11/22 23:05	87-68-3	
Isopropylbenzene (Cumene)	ND	ug/L	0.50	0.33	1		03/11/22 23:05	98-82-8	
Methylene Chloride	ND	ug/L	2.0	2.0	1		03/11/22 23:05	75-09-2	
Methyl-tert-butyl ether	ND	ug/L	0.50	0.42	1		03/11/22 23:05	1634-04-4	
Naphthalene	ND	ug/L	2.0	0.64	1		03/11/22 23:05	91-20-3	
n-Propylbenzene	ND	ug/L	0.50	0.34	1		03/11/22 23:05	103-65-1	
Styrene	ND	ug/L	0.50	0.29	1		03/11/22 23:05	100-42-5	

This report shall not be reproduced, except in full,
without the written consent of Pace Analytical Services, LLC.

Pace Analytical Services, LLC
9800 Kincey Ave. Suite 100
Huntersville, NC 28078
(704)875-9092

ANALYTICAL RESULTS

Project: 2020-LI-2448
Pace Project No.: 92591978

Sample: TRIP BLANK **Lab ID: 92591978003** Collected: 03/08/22 00:00 Received: 03/08/22 12:48 Matrix: Water

Parameters	Results	Units	Report Limit	MDL	DF	Prepared	Analyzed	CAS No.	Qual
6200B MSV	Analytical Method: SM 6200B								
	Pace Analytical Services - Charlotte								
1,1,1,2-Tetrachloroethane	ND	ug/L	0.50	0.31	1		03/11/22 23:05	630-20-6	
1,1,2,2-Tetrachloroethane	ND	ug/L	0.50	0.22	1		03/11/22 23:05	79-34-5	
Tetrachloroethene	ND	ug/L	0.50	0.29	1		03/11/22 23:05	127-18-4	
Toluene	**1.1**	ug/L	0.50	0.48	1		03/11/22 23:05	108-88-3	
1,2,3-Trichlorobenzene	ND	ug/L	2.0	0.81	1		03/11/22 23:05	87-61-6	
1,2,4-Trichlorobenzene	ND	ug/L	2.0	0.64	1		03/11/22 23:05	120-82-1	
1,1,1-Trichloroethane	ND	ug/L	0.50	0.33	1		03/11/22 23:05	71-55-6	
1,1,2-Trichloroethane	ND	ug/L	0.50	0.32	1		03/11/22 23:05	79-00-5	
Trichloroethene	ND	ug/L	0.50	0.38	1		03/11/22 23:05	79-01-6	
Trichlorofluoromethane	ND	ug/L	1.0	0.30	1		03/11/22 23:05	75-69-4	
1,2,3-Trichloropropane	ND	ug/L	0.50	0.26	1		03/11/22 23:05	96-18-4	
1,2,4-Trimethylbenzene	ND	ug/L	0.50	0.50	1		03/11/22 23:05	95-63-6	
1,3,5-Trimethylbenzene	ND	ug/L	0.50	0.33	1		03/11/22 23:05	108-67-8	
Vinyl chloride	ND	ug/L	1.0	0.39	1		03/11/22 23:05	75-01-4	
m&p-Xylene	**0.73J**	ug/L	1.0	0.71	1		03/11/22 23:05	179601-23-1	
o-Xylene	ND	ug/L	0.50	0.34	1		03/11/22 23:05	95-47-6	
Surrogates									
1,2-Dichloroethane-d4 (S)	93	%	70-130		1		03/11/22 23:05	17060-07-0	C0
4-Bromofluorobenzene (S)	102	%	70-130		1		03/11/22 23:05	460-00-4	
Toluene-d8 (S)	123	%	70-130		1		03/11/22 23:05	2037-26-5	

This report shall not be reproduced, except in full,
without the written consent of Pace Analytical Services, LLC.

Pace Analytical Services, LLC
9800 Kincey Ave. Suite 100
Huntersville, NC 28078
(704)875-9092

QUALITY CONTROL DATA

Project: 2020-LI-2448
Pace Project No.: 92591978

QC Batch: 683631
QC Batch Method: MADEP VPH
Analysis Method: MADEP VPH
Analysis Description: VPH NC Water
Laboratory: Pace Analytical Services - Charlotte
Associated Lab Samples: 92591978001, 92591978002

METHOD BLANK: 3575808
Matrix: Water
Associated Lab Samples: 92591978001, 92591978002

Parameter	Units	Blank Result	Reporting Limit	MDL	Analyzed	Qualifiers
Aliphatic (C05-C08)	ug/L	ND	50.0	50.0	03/09/22 20:38	N2
Aromatic (C09-C10)	ug/L	ND	50.0	50.0	03/09/22 20:38	N2
4-Bromofluorobenzene (FID) (S)	%	100	70-130		03/09/22 20:38	
4-Bromofluorobenzene (PID) (S)	%	84	70-130		03/09/22 20:38	

LABORATORY CONTROL SAMPLE & LCSD: 3575809 3575810

Parameter	Units	Spike Conc.	LCS Result	LCSD Result	LCS % Rec	LCSD % Rec	% Rec Limits	RPD	Max RPD	Qualifiers
Aliphatic (C05-C08)	ug/L	300	275	251	92	84	70-130	9	25	N2
Aromatic (C09-C10)	ug/L	100	95.3	93.6	95	94	70-130	2	25	N2
4-Bromofluorobenzene (FID) (S)	%				100	101	70-130			
4-Bromofluorobenzene (PID) (S)	%				85	85	70-130			

Results presented on this page are in the units indicated by the "Units" column except where an alternate unit is presented to the right of the result.

This report shall not be reproduced, except in full,
without the written consent of Pace Analytical Services, LLC.

Pace Analytical Services, LLC
9800 Kincey Ave. Suite 100
Huntersville, NC 28078
(704)875-9092

QUALITY CONTROL DATA

Project: 2020-LI-2448
Pace Project No.: 92591978

QC Batch: 685059
QC Batch Method: EPA 3010A
Analysis Method: EPA 6010D
Analysis Description: 6010 MET
Laboratory: Pace Analytical Services - Asheville
Associated Lab Samples: 92591978001, 92591978002

METHOD BLANK: 3582209 Matrix: Water
Associated Lab Samples: 92591978001, 92591978002

Parameter	Units	Blank Result	Reporting Limit	MDL	Analyzed	Qualifiers
Lead	ug/L	ND	5.0	4.5	03/18/22 04:51	

LABORATORY CONTROL SAMPLE: 3582210

Parameter	Units	Spike Conc.	LCS Result	LCS % Rec	% Rec Limits	Qualifiers
Lead	ug/L	500	471	94	80-120	

MATRIX SPIKE & MATRIX SPIKE DUPLICATE: 3582211 3582212

Parameter	Units	92591058006 Result	MS Spike Conc.	MSD Spike Conc.	MS Result	MSD Result	MS % Rec	MSD % Rec	% Rec Limits	RPD	Max RPD	Qual
Lead	ug/L	ND	500	500	463	471	92	94	75-125	2	20	

Results presented on this page are in the units indicated by the "Units" column except where an alternate unit is presented to the right of the result.

REPORT OF LABORATORY ANALYSIS

This report shall not be reproduced, except in full,
without the written consent of Pace Analytical Services, LLC.

Pace Analytical Services, LLC
9800 Kincey Ave. Suite 100
Huntersville, NC 28078
(704)875-9092

QUALITY CONTROL DATA

Project: 2020-LI-2448
Pace Project No.: 92591978

QC Batch: 683950
QC Batch Method: SM 6200B
Analysis Method: SM 6200B
Analysis Description: 6200B MSV
Laboratory: Pace Analytical Services - Charlotte
Associated Lab Samples: 92591978001, 92591978002

METHOD BLANK: 3577361
Matrix: Water
Associated Lab Samples: 92591978001, 92591978002

Parameter	Units	Blank Result	Reporting Limit	MDL	Analyzed	Qualifiers
1,1,1,2-Tetrachloroethane	ug/L	ND	0.50	0.31	03/10/22 19:46	
1,1,1-Trichloroethane	ug/L	ND	0.50	0.33	03/10/22 19:46	
1,1,2,2-Tetrachloroethane	ug/L	ND	0.50	0.22	03/10/22 19:46	
1,1,2-Trichloroethane	ug/L	ND	0.50	0.32	03/10/22 19:46	
1,1-Dichloroethane	ug/L	ND	0.50	0.37	03/10/22 19:46	
1,1-Dichloroethene	ug/L	ND	0.50	0.35	03/10/22 19:46	
1,1-Dichloropropene	ug/L	ND	0.50	0.43	03/10/22 19:46	
1,2,3-Trichlorobenzene	ug/L	ND	2.0	0.81	03/10/22 19:46	
1,2,3-Trichloropropane	ug/L	ND	0.50	0.26	03/10/22 19:46	
1,2,4-Trichlorobenzene	ug/L	ND	2.0	0.64	03/10/22 19:46	
1,2,4-Trimethylbenzene	ug/L	ND	0.50	0.50	03/10/22 19:46	
1,2-Dibromo-3-chloropropane	ug/L	ND	1.0	0.34	03/10/22 19:46	
1,2-Dibromoethane (EDB)	ug/L	ND	0.50	0.27	03/10/22 19:46	
1,2-Dichlorobenzene	ug/L	ND	0.50	0.34	03/10/22 19:46	
1,2-Dichloroethane	ug/L	ND	0.50	0.32	03/10/22 19:46	
1,2-Dichloropropane	ug/L	ND	0.50	0.36	03/10/22 19:46	
1,3,5-Trimethylbenzene	ug/L	ND	0.50	0.33	03/10/22 19:46	
1,3-Dichlorobenzene	ug/L	ND	0.50	0.34	03/10/22 19:46	
1,3-Dichloropropane	ug/L	ND	0.50	0.28	03/10/22 19:46	
1,4-Dichlorobenzene	ug/L	ND	0.50	0.33	03/10/22 19:46	
2,2-Dichloropropane	ug/L	ND	0.50	0.39	03/10/22 19:46	
2-Chlorotoluene	ug/L	ND	0.50	0.32	03/10/22 19:46	
4-Chlorotoluene	ug/L	ND	0.50	0.32	03/10/22 19:46	
Benzene	ug/L	ND	0.50	0.34	03/10/22 19:46	
Bromobenzene	ug/L	ND	0.50	0.29	03/10/22 19:46	
Bromochloromethane	ug/L	ND	0.50	0.47	03/10/22 19:46	
Bromodichloromethane	ug/L	ND	0.50	0.31	03/10/22 19:46	
Bromoform	ug/L	ND	0.50	0.34	03/10/22 19:46	
Bromomethane	ug/L	ND	5.0	1.7	03/10/22 19:46	
Carbon tetrachloride	ug/L	ND	0.50	0.33	03/10/22 19:46	
Chlorobenzene	ug/L	ND	0.50	0.28	03/10/22 19:46	
Chloroethane	ug/L	ND	1.0	0.65	03/10/22 19:46	
Chloroform	ug/L	ND	0.50	0.35	03/10/22 19:46	
Chloromethane	ug/L	ND	1.0	0.54	03/10/22 19:46	
cis-1,2-Dichloroethene	ug/L	ND	0.50	0.38	03/10/22 19:46	
cis-1,3-Dichloropropene	ug/L	ND	0.50	0.36	03/10/22 19:46	
Dibromochloromethane	ug/L	ND	0.50	0.36	03/10/22 19:46	
Dibromomethane	ug/L	ND	0.50	0.39	03/10/22 19:46	
Dichlorodifluoromethane	ug/L	ND	0.50	0.35	03/10/22 19:46	
Diisopropyl ether	ug/L	ND	0.50	0.31	03/10/22 19:46	

Results presented on this page are in the units indicated by the "Units" column except where an alternate unit is presented to the right of the result.

This report shall not be reproduced, except in full,
without the written consent of Pace Analytical Services, LLC.

Pace Analytical Services, LLC
9800 Kincey Ave. Suite 100
Huntersville, NC 28078
(704)875-9092

QUALITY CONTROL DATA

Project: 2020-LI-2448
Pace Project No.: 92591978

METHOD BLANK: 3577361 Matrix: Water
Associated Lab Samples: 92591978001, 92591978002

Parameter	Units	Blank Result	Reporting Limit	MDL	Analyzed	Qualifiers
Ethanol	ug/L	ND	200	72.2	03/10/22 19:46	
Ethylbenzene	ug/L	ND	0.50	0.30	03/10/22 19:46	
Hexachloro-1,3-butadiene	ug/L	ND	2.0	1.5	03/10/22 19:46	
Isopropylbenzene (Cumene)	ug/L	ND	0.50	0.33	03/10/22 19:46	
m&p-Xylene	ug/L	ND	1.0	0.71	03/10/22 19:46	
Methyl-tert-butyl ether	ug/L	ND	0.50	0.42	03/10/22 19:46	
Methylene Chloride	ug/L	ND	2.0	2.0	03/10/22 19:46	
n-Butylbenzene	ug/L	ND	0.50	0.49	03/10/22 19:46	
n-Propylbenzene	ug/L	ND	0.50	0.34	03/10/22 19:46	
Naphthalene	ug/L	ND	2.0	0.64	03/10/22 19:46	
o-Xylene	ug/L	ND	0.50	0.34	03/10/22 19:46	
sec-Butylbenzene	ug/L	ND	0.50	0.40	03/10/22 19:46	
Styrene	ug/L	ND	0.50	0.29	03/10/22 19:46	
tert-Butylbenzene	ug/L	ND	0.50	0.32	03/10/22 19:46	
Tetrachloroethene	ug/L	ND	0.50	0.29	03/10/22 19:46	
Toluene	ug/L	ND	0.50	0.48	03/10/22 19:46	
trans-1,2-Dichloroethene	ug/L	ND	0.50	0.40	03/10/22 19:46	
trans-1,3-Dichloropropene	ug/L	ND	0.50	0.36	03/10/22 19:46	
Trichloroethene	ug/L	ND	0.50	0.38	03/10/22 19:46	
Trichlorofluoromethane	ug/L	ND	1.0	0.30	03/10/22 19:46	
Vinyl chloride	ug/L	ND	1.0	0.39	03/10/22 19:46	
1,2-Dichloroethane-d4 (S)	%	97	70-130		03/10/22 19:46	
4-Bromofluorobenzene (S)	%	101	70-130		03/10/22 19:46	
Toluene-d8 (S)	%	99	70-130		03/10/22 19:46	

LABORATORY CONTROL SAMPLE: 3577362

Parameter	Units	Spike Conc.	LCS Result	LCS % Rec	% Rec Limits	Qualifiers
1,1,1,2-Tetrachloroethane	ug/L	50	54.0	108	60-140	
1,1,1-Trichloroethane	ug/L	50	50.5	101	60-140	
1,1,2,2-Tetrachloroethane	ug/L	50	53.0	106	60-140	
1,1,2-Trichloroethane	ug/L	50	53.6	107	60-140	
1,1-Dichloroethane	ug/L	50	49.2	98	60-140	
1,1-Dichloroethene	ug/L	50	48.5	97	60-140	
1,1-Dichloropropene	ug/L	50	53.0	106	60-140	
1,2,3-Trichlorobenzene	ug/L	50	55.9	112	60-140	
1,2,3-Trichloropropane	ug/L	50	52.0	104	60-140	
1,2,4-Trichlorobenzene	ug/L	50	56.4	113	60-140	
1,2,4-Trimethylbenzene	ug/L	50	51.0	102	60-140	
1,2-Dibromo-3-chloropropane	ug/L	50	58.9	118	60-140	
1,2-Dibromoethane (EDB)	ug/L	50	54.0	108	60-140	
1,2-Dichlorobenzene	ug/L	50	51.2	102	60-140	
1,2-Dichloroethane	ug/L	50	48.4	97	60-140	
1,2-Dichloropropane	ug/L	50	52.6	105	60-140	

Results presented on this page are in the units indicated by the "Units" column except where an alternate unit is presented to the right of the result.

This report shall not be reproduced, except in full,
without the written consent of Pace Analytical Services, LLC.

Pace Analytical Services, LLC
9800 Kincey Ave. Suite 100
Huntersville, NC 28078
(704)875-9092

QUALITY CONTROL DATA

Project: 2020-LI-2448
Pace Project No.: 92591978

LABORATORY CONTROL SAMPLE: 3577362

Parameter	Units	Spike Conc.	LCS Result	LCS % Rec	% Rec Limits	Qualifiers
1,3,5-Trimethylbenzene	ug/L	50	52.5	105	60-140	
1,3-Dichlorobenzene	ug/L	50	51.0	102	60-140	
1,3-Dichloropropane	ug/L	50	50.6	101	60-140	
1,4-Dichlorobenzene	ug/L	50	52.4	105	60-140	
2,2-Dichloropropane	ug/L	50	47.2	94	60-140	
2-Chlorotoluene	ug/L	50	49.8	100	60-140	
4-Chlorotoluene	ug/L	50	49.7	99	60-140	
Benzene	ug/L	50	50.1	100	60-140	
Bromobenzene	ug/L	50	52.9	106	60-140	
Bromochloromethane	ug/L	50	53.7	107	60-140	
Bromodichloromethane	ug/L	50	53.2	106	60-140	
Bromoform	ug/L	50	57.0	114	60-140	
Bromomethane	ug/L	50	53.6	107	60-140	
Carbon tetrachloride	ug/L	50	48.0	96	60-140	
Chlorobenzene	ug/L	50	51.8	104	60-140	
Chloroethane	ug/L	50	45.6	91	60-140	
Chloroform	ug/L	50	52.6	105	60-140	
Chloromethane	ug/L	50	43.6	87	60-140	
cis-1,2-Dichloroethene	ug/L	50	49.8	100	60-140	
cis-1,3-Dichloropropene	ug/L	50	53.0	106	60-140	
Dibromochloromethane	ug/L	50	51.1	102	60-140	
Dibromomethane	ug/L	50	54.6	109	60-140	
Dichlorodifluoromethane	ug/L	50	45.2	90	60-140	
Diisopropyl ether	ug/L	50	46.4	93	60-140	
Ethanol	ug/L	2000	2060	103	60-140	
Ethylbenzene	ug/L	50	50.5	101	60-140	
Hexachloro-1,3-butadiene	ug/L	50	56.4	113	60-140	
Isopropylbenzene (Cumene)	ug/L	50	52.5	105	60-140	
m&p-Xylene	ug/L	100	102	102	60-140	
Methyl-tert-butyl ether	ug/L	50	52.4	105	60-140	
Methylene Chloride	ug/L	50	53.0	106	60-140	
n-Butylbenzene	ug/L	50	52.3	105	60-140	
n-Propylbenzene	ug/L	50	50.1	100	60-140	
Naphthalene	ug/L	50	55.4	111	60-140	
o-Xylene	ug/L	50	51.5	103	60-140	
sec-Butylbenzene	ug/L	50	50.9	102	60-140	
Styrene	ug/L	50	54.2	108	60-140	
tert-Butylbenzene	ug/L	50	52.0	104	60-140	
Tetrachloroethene	ug/L	50	52.9	106	60-140	
Toluene	ug/L	50	49.4	99	60-140	
trans-1,2-Dichloroethene	ug/L	50	49.8	100	60-140	
trans-1,3-Dichloropropene	ug/L	50	53.0	106	60-140	
Trichloroethene	ug/L	50	52.7	105	60-140	
Trichlorofluoromethane	ug/L	50	44.8	90	60-140	
Vinyl chloride	ug/L	50	47.8	96	60-140	
1,2-Dichloroethane-d4 (S)	%			101	70-130	
4-Bromofluorobenzene (S)	%			99	70-130	

Results presented on this page are in the units indicated by the "Units" column except where an alternate unit is presented to the right of the result.

This report shall not be reproduced, except in full,
without the written consent of Pace Analytical Services, LLC.

Pace Analytical Services, LLC
9800 Kincey Ave. Suite 100
Huntersville, NC 28078
(704)875-9092

QUALITY CONTROL DATA

Project: 2020-LI-2448
Pace Project No.: 92591978

LABORATORY CONTROL SAMPLE: 3577362

Parameter	Units	Spike Conc.	LCS Result	LCS % Rec	% Rec Limits	Qualifiers
Toluene-d8 (S)	%			99	70-130	

MATRIX SPIKE & MATRIX SPIKE DUPLICATE: 3577363 3577364

Parameter	Units	92592185008 Result	MS Spike Conc.	MSD Spike Conc.	MS Result	MSD Result	MS % Rec	MSD % Rec	% Rec Limits	RPD	Max RPD	Qual
1,1,1,2-Tetrachloroethane	ug/L	ND	20	20	20.4	18.6	102	93	60-140	10	30	
1,1,1-Trichloroethane	ug/L	ND	20	20	23.9	24.6	120	123	60-140	3	30	
1,1,2,2-Tetrachloroethane	ug/L	ND	20	20	21.9	17.7	109	89	60-140	21	30	
1,1,2-Trichloroethane	ug/L	ND	20	20	22.7	23.6	113	118	60-140	4	30	
1,1-Dichloroethane	ug/L	ND	20	20	28.2	28.8	141	144	60-140	2	30	M1
1,1-Dichloroethene	ug/L	ND	20	20	29.6	30.2	148	151	60-140	2	30	M1
1,1-Dichloropropene	ug/L	ND	20	20	25.7	25.6	129	128	60-140	1	30	
1,2,3-Trichlorobenzene	ug/L	ND	20	20	18.0	18.3	90	91	60-140	2	30	
1,2,3-Trichloropropane	ug/L	ND	20	20	21.3	17.3	106	86	60-140	21	30	
1,2,4-Trichlorobenzene	ug/L	ND	20	20	18.8	18.8	94	94	60-140	0	30	
1,2,4-Trimethylbenzene	ug/L	ND	20	20	17.3	16.6	86	83	60-140	4	30	
1,2-Dibromo-3-chloropropane	ug/L	ND	20	20	15.6	14.7	78	74	60-140	6	30	
1,2-Dibromoethane (EDB)	ug/L	ND	20	20	19.7	18.3	98	91	60-140	8	30	
1,2-Dichlorobenzene	ug/L	ND	20	20	18.0	18.0	90	90	60-140	0	30	
1,2-Dichloroethane	ug/L	ND	20	20	24.1	23.6	121	118	60-140	2	30	
1,2-Dichloropropane	ug/L	ND	20	20	24.1	23.2	121	116	60-140	4	30	
1,3,5-Trimethylbenzene	ug/L	ND	20	20	17.9	17.3	89	87	60-140	3	30	
1,3-Dichlorobenzene	ug/L	ND	20	20	17.8	17.9	89	89	60-140	0	30	
1,3-Dichloropropane	ug/L	ND	20	20	19.9	19.1	99	95	60-140	4	30	
1,4-Dichlorobenzene	ug/L	ND	20	20	18.0	18.0	90	90	60-140	0	30	
2,2-Dichloropropane	ug/L	ND	20	20	23.3	27.4	116	137	60-140	16	30	
2-Chlorotoluene	ug/L	ND	20	20	18.1	17.7	90	89	60-140	2	30	
4-Chlorotoluene	ug/L	ND	20	20	16.6	16.0	83	80	60-140	4	30	
Benzene	ug/L	ND	20	20	22.6	22.4	113	112	60-140	1	30	
Bromobenzene	ug/L	ND	20	20	18.0	17.7	90	89	60-140	2	30	
Bromochloromethane	ug/L	ND	20	20	23.2	24.4	116	122	60-140	5	30	
Bromodichloromethane	ug/L	ND	20	20	21.8	21.4	109	107	60-140	2	30	
Bromoform	ug/L	ND	20	20	19.2	16.4	96	82	60-140	16	30	
Bromomethane	ug/L	ND	20	20	28.4	26.7	142	134	60-140	6	30	M1
Carbon tetrachloride	ug/L	ND	20	20	21.8	22.5	109	112	60-140	3	30	
Chlorobenzene	ug/L	ND	20	20	18.9	20.3	95	101	60-140	7	30	
Chloroethane	ug/L	ND	20	20	29.6	29.4	148	147	60-140	1	30	M1
Chloroform	ug/L	ND	20	20	23.3	23.7	117	118	60-140	2	30	
Chloromethane	ug/L	ND	20	20	22.3	22.2	112	111	60-140	1	30	
cis-1,2-Dichloroethene	ug/L	ND	20	20	24.0	27.3	120	137	60-140	13	30	
cis-1,3-Dichloropropene	ug/L	ND	20	20	25.2	21.9	126	110	60-140	14	30	
Dibromochloromethane	ug/L	ND	20	20	17.3	15.8	87	79	60-140	9	30	
Dibromomethane	ug/L	ND	20	20	23.7	23.2	119	116	60-140	2	30	

Results presented on this page are in the units indicated by the "Units" column except where an alternate unit is presented to the right of the result.

This report shall not be reproduced, except in full,
without the written consent of Pace Analytical Services, LLC.

Pace Analytical Services, LLC
9800 Kincey Ave. Suite 100
Huntersville, NC 28078
(704)875-9092

QUALITY CONTROL DATA

Project: 2020-LI-2448
Pace Project No.: 92591978

MATRIX SPIKE & MATRIX SPIKE DUPLICATE: 3577363 3577364

Parameter	Units	92592185008 Result	MS Spike Conc.	MSD Spike Conc.	MS Result	MSD Result	MS % Rec	MSD % Rec	% Rec Limits	RPD	Max RPD	Qual
Dichlorodifluoromethane	ug/L	ND	20	20	23.1	23.0	116	115	60-140	1	30	
Diisopropyl ether	ug/L	ND	20	20	26.1	26.1	131	131	60-140	0	30	
Ethanol	ug/L	ND	800	800	1040	1000	130	125	60-140	4	30	
Ethylbenzene	ug/L	ND	20	20	19.8	20.4	99	102	60-140	3	30	
Hexachloro-1,3-butadiene	ug/L	ND	20	20	20.9	21.8	104	109	60-140	5	30	
Isopropylbenzene (Cumene)	ug/L	ND	20	20	23.3	19.4	117	97	60-140	18	30	
m&p-Xylene	ug/L	ND	40	40	46.1	37.8	115	95	60-140	20	30	
Methyl-tert-butyl ether	ug/L	ND	20	20	29.8	29.0	148	144	60-140	3	30	M1
Methylene Chloride	ug/L	ND	20	20	28.7	28.9	144	145	60-140	1	30	M1
n-Butylbenzene	ug/L	ND	20	20	18.4	20.2	92	101	60-140	9	30	
n-Propylbenzene	ug/L	ND	20	20	18.0	17.3	90	87	60-140	4	30	
Naphthalene	ug/L	ND	20	20	16.5	16.0	82	80	60-140	3	30	
o-Xylene	ug/L	ND	20	20	22.3	18.0	111	90	60-140	21	30	
sec-Butylbenzene	ug/L	ND	20	20	18.7	18.3	94	92	60-140	2	30	
Styrene	ug/L	ND	20	20	22.4	18.0	112	90	60-140	22	30	
tert-Butylbenzene	ug/L	ND	20	20	15.2	15.2	76	76	60-140	1	30	
Tetrachloroethene	ug/L	ND	20	20	20.7	18.8	103	94	60-140	10	30	
Toluene	ug/L	ND	20	20	20.7	20.6	103	103	60-140	0	30	
trans-1,2-Dichloroethene	ug/L	ND	20	20	30.0	29.9	150	150	60-140	0	30	M1
trans-1,3-Dichloropropene	ug/L	ND	20	20	21.3	21.1	107	105	60-140	1	30	
Trichloroethene	ug/L	ND	20	20	24.0	23.8	120	119	60-140	1	30	
Trichlorofluoromethane	ug/L	ND	20	20	28.4	28.2	142	141	60-140	1	30	M1
Vinyl chloride	ug/L	ND	20	20	26.2	25.5	131	127	60-140	3	30	
1,2-Dichloroethane-d4 (S)	%						101	106	70-130			
4-Bromofluorobenzene (S)	%						120	101	70-130			
Toluene-d8 (S)	%						102	100	70-130			

Results presented on this page are in the units indicated by the "Units" column except where an alternate unit is presented to the right of the result.

This report shall not be reproduced, except in full,
without the written consent of Pace Analytical Services, LLC.

Pace Analytical Services, LLC
9800 Kincey Ave. Suite 100
Huntersville, NC 28078
(704)875-9092

QUALITY CONTROL DATA

Project: 2020-LI-2448
Pace Project No.: 92591978

QC Batch: 684245
QC Batch Method: SM 6200B
Analysis Method: SM 6200B
Analysis Description: 6200B MSV
Laboratory: Pace Analytical Services - Charlotte
Associated Lab Samples: 92591978003

METHOD BLANK: 3578826
Matrix: Water
Associated Lab Samples: 92591978003

Parameter	Units	Blank Result	Reporting Limit	MDL	Analyzed	Qualifiers
1,1,1,2-Tetrachloroethane	ug/L	ND	0.50	0.31	03/11/22 22:47	
1,1,1-Trichloroethane	ug/L	ND	0.50	0.33	03/11/22 22:47	
1,1,2,2-Tetrachloroethane	ug/L	ND	0.50	0.22	03/11/22 22:47	
1,1,2-Trichloroethane	ug/L	ND	0.50	0.32	03/11/22 22:47	
1,1-Dichloroethane	ug/L	ND	0.50	0.37	03/11/22 22:47	
1,1-Dichloroethene	ug/L	ND	0.50	0.35	03/11/22 22:47	
1,1-Dichloropropene	ug/L	ND	0.50	0.43	03/11/22 22:47	
1,2,3-Trichlorobenzene	ug/L	ND	2.0	0.81	03/11/22 22:47	
1,2,3-Trichloropropane	ug/L	ND	0.50	0.26	03/11/22 22:47	
1,2,4-Trichlorobenzene	ug/L	ND	2.0	0.64	03/11/22 22:47	
1,2,4-Trimethylbenzene	ug/L	ND	0.50	0.50	03/11/22 22:47	
1,2-Dibromo-3-chloropropane	ug/L	ND	1.0	0.34	03/11/22 22:47	
1,2-Dibromoethane (EDB)	ug/L	ND	0.50	0.27	03/11/22 22:47	
1,2-Dichlorobenzene	ug/L	ND	0.50	0.34	03/11/22 22:47	
1,2-Dichloroethane	ug/L	ND	0.50	0.32	03/11/22 22:47	
1,2-Dichloropropane	ug/L	ND	0.50	0.36	03/11/22 22:47	
1,3,5-Trimethylbenzene	ug/L	ND	0.50	0.33	03/11/22 22:47	
1,3-Dichlorobenzene	ug/L	ND	0.50	0.34	03/11/22 22:47	
1,3-Dichloropropane	ug/L	ND	0.50	0.28	03/11/22 22:47	
1,4-Dichlorobenzene	ug/L	ND	0.50	0.33	03/11/22 22:47	
2,2-Dichloropropane	ug/L	ND	0.50	0.39	03/11/22 22:47	
2-Chlorotoluene	ug/L	ND	0.50	0.32	03/11/22 22:47	
4-Chlorotoluene	ug/L	ND	0.50	0.32	03/11/22 22:47	
Benzene	ug/L	ND	0.50	0.34	03/11/22 22:47	
Bromobenzene	ug/L	ND	0.50	0.29	03/11/22 22:47	
Bromochloromethane	ug/L	ND	0.50	0.47	03/11/22 22:47	
Bromodichloromethane	ug/L	ND	0.50	0.31	03/11/22 22:47	
Bromoform	ug/L	ND	0.50	0.34	03/11/22 22:47	
Bromomethane	ug/L	ND	5.0	1.7	03/11/22 22:47	
Carbon tetrachloride	ug/L	ND	0.50	0.33	03/11/22 22:47	
Chlorobenzene	ug/L	ND	0.50	0.28	03/11/22 22:47	
Chloroethane	ug/L	ND	1.0	0.65	03/11/22 22:47	
Chloroform	ug/L	ND	0.50	0.35	03/11/22 22:47	
Chloromethane	ug/L	ND	1.0	0.54	03/11/22 22:47	
cis-1,2-Dichloroethene	ug/L	ND	0.50	0.38	03/11/22 22:47	
cis-1,3-Dichloropropene	ug/L	ND	0.50	0.36	03/11/22 22:47	
Dibromochloromethane	ug/L	ND	0.50	0.36	03/11/22 22:47	
Dibromomethane	ug/L	ND	0.50	0.39	03/11/22 22:47	
Dichlorodifluoromethane	ug/L	ND	0.50	0.35	03/11/22 22:47	
Diisopropyl ether	ug/L	ND	0.50	0.31	03/11/22 22:47	

Results presented on this page are in the units indicated by the "Units" column except where an alternate unit is presented to the right of the result.

This report shall not be reproduced, except in full,
without the written consent of Pace Analytical Services, LLC.

Pace Analytical Services, LLC
9800 Kincey Ave. Suite 100
Huntersville, NC 28078
(704)875-9092

QUALITY CONTROL DATA

Project: 2020-LI-2448
Pace Project No.: 92591978

METHOD BLANK: 3578826 Matrix: Water
Associated Lab Samples: 92591978003

Parameter	Units	Blank Result	Reporting Limit	MDL	Analyzed	Qualifiers
Ethanol	ug/L	ND	200	72.2	03/11/22 22:47	
Ethylbenzene	ug/L	ND	0.50	0.30	03/11/22 22:47	
Hexachloro-1,3-butadiene	ug/L	ND	2.0	1.5	03/11/22 22:47	
Isopropylbenzene (Cumene)	ug/L	ND	0.50	0.33	03/11/22 22:47	
m&p-Xylene	ug/L	ND	1.0	0.71	03/11/22 22:47	
Methyl-tert-butyl ether	ug/L	ND	0.50	0.42	03/11/22 22:47	
Methylene Chloride	ug/L	ND	2.0	2.0	03/11/22 22:47	
n-Butylbenzene	ug/L	ND	0.50	0.49	03/11/22 22:47	
n-Propylbenzene	ug/L	ND	0.50	0.34	03/11/22 22:47	
Naphthalene	ug/L	ND	2.0	0.64	03/11/22 22:47	
o-Xylene	ug/L	ND	0.50	0.34	03/11/22 22:47	
sec-Butylbenzene	ug/L	ND	0.50	0.40	03/11/22 22:47	
Styrene	ug/L	ND	0.50	0.29	03/11/22 22:47	
tert-Butylbenzene	ug/L	ND	0.50	0.32	03/11/22 22:47	
Tetrachloroethene	ug/L	ND	0.50	0.29	03/11/22 22:47	
Toluene	ug/L	ND	0.50	0.48	03/11/22 22:47	
trans-1,2-Dichloroethene	ug/L	ND	0.50	0.40	03/11/22 22:47	
trans-1,3-Dichloropropene	ug/L	ND	0.50	0.36	03/11/22 22:47	
Trichloroethene	ug/L	ND	0.50	0.38	03/11/22 22:47	
Trichlorofluoromethane	ug/L	ND	1.0	0.30	03/11/22 22:47	
Vinyl chloride	ug/L	ND	1.0	0.39	03/11/22 22:47	
1,2-Dichloroethane-d4 (S)	%	99	70-130		03/11/22 22:47	
4-Bromofluorobenzene (S)	%	103	70-130		03/11/22 22:47	
Toluene-d8 (S)	%	104	70-130		03/11/22 22:47	

LABORATORY CONTROL SAMPLE: 3578827

Parameter	Units	Spike Conc.	LCS Result	LCS % Rec	% Rec Limits	Qualifiers
1,1,1,2-Tetrachloroethane	ug/L	50	46.9	94	60-140	
1,1,1-Trichloroethane	ug/L	50	59.3	119	60-140	
1,1,2,2-Tetrachloroethane	ug/L	50	47.4	95	60-140	
1,1,2-Trichloroethane	ug/L	50	55.6	111	60-140	
1,1-Dichloroethane	ug/L	50	52.9	106	60-140	
1,1-Dichloroethene	ug/L	50	56.6	113	60-140	
1,1-Dichloropropene	ug/L	50	65.4	131	60-140	
1,2,3-Trichlorobenzene	ug/L	50	45.0	90	60-140	
1,2,3-Trichloropropane	ug/L	50	46.7	93	60-140	
1,2,4-Trichlorobenzene	ug/L	50	46.1	92	60-140	
1,2,4-Trimethylbenzene	ug/L	50	42.4	85	60-140	
1,2-Dibromo-3-chloropropane	ug/L	50	41.5	83	60-140	
1,2-Dibromoethane (EDB)	ug/L	50	47.1	94	60-140	
1,2-Dichlorobenzene	ug/L	50	44.4	89	60-140	
1,2-Dichloroethane	ug/L	50	65.2	130	60-140	
1,2-Dichloropropane	ug/L	50	57.0	114	60-140	

Results presented on this page are in the units indicated by the "Units" column except where an alternate unit is presented to the right of the result.

This report shall not be reproduced, except in full,
without the written consent of Pace Analytical Services, LLC.

Pace Analytical Services, LLC
9800 Kincey Ave. Suite 100
Huntersville, NC 28078
(704)875-9092

QUALITY CONTROL DATA

Project: 2020-LI-2448
Pace Project No.: 92591978

LABORATORY CONTROL SAMPLE: 3578827

Parameter	Units	Spike Conc.	LCS Result	LCS % Rec	% Rec Limits	Qualifiers
1,3,5-Trimethylbenzene	ug/L	50	45.6	91	60-140	
1,3-Dichlorobenzene	ug/L	50	43.8	88	60-140	
1,3-Dichloropropane	ug/L	50	48.3	97	60-140	
1,4-Dichlorobenzene	ug/L	50	43.3	87	60-140	
2,2-Dichloropropane	ug/L	50	53.4	107	60-140	
2-Chlorotoluene	ug/L	50	47.5	95	60-140	
4-Chlorotoluene	ug/L	50	47.4	95	60-140	
Benzene	ug/L	50	63.9	128	60-140	
Bromobenzene	ug/L	50	55.0	110	60-140	
Bromochloromethane	ug/L	50	56.5	113	60-140	
Bromodichloromethane	ug/L	50	52.7	105	60-140	
Bromoform	ug/L	50	45.6	91	60-140	
Bromomethane	ug/L	50	58.1	116	60-140	
Carbon tetrachloride	ug/L	50	55.2	110	60-140	
Chlorobenzene	ug/L	50	43.5	87	60-140	
Chloroethane	ug/L	50	54.5	109	60-140	
Chloroform	ug/L	50	54.7	109	60-140	
Chloromethane	ug/L	50	45.1	90	60-140	
cis-1,2-Dichloroethene	ug/L	50	56.6	113	60-140	
cis-1,3-Dichloropropene	ug/L	50	63.1	126	60-140	
Dibromochloromethane	ug/L	50	44.2	88	60-140	
Dibromomethane	ug/L	50	57.5	115	60-140	
Dichlorodifluoromethane	ug/L	50	48.8	98	60-140	
Diisopropyl ether	ug/L	50	57.0	114	60-140	
Ethanol	ug/L	2000	2020	101	60-140	
Ethylbenzene	ug/L	50	43.8	88	60-140	
Hexachloro-1,3-butadiene	ug/L	50	44.6	89	60-140	
Isopropylbenzene (Cumene)	ug/L	50	49.3	99	60-140	
m&p-Xylene	ug/L	100	91.1	91	60-140	
Methyl-tert-butyl ether	ug/L	50	63.2	126	60-140	
Methylene Chloride	ug/L	50	53.4	107	60-140	
n-Butylbenzene	ug/L	50	41.8	84	60-140	
n-Propylbenzene	ug/L	50	51.3	103	60-140	
Naphthalene	ug/L	50	42.4	85	60-140	
o-Xylene	ug/L	50	42.9	86	60-140	
sec-Butylbenzene	ug/L	50	42.7	85	60-140	
Styrene	ug/L	50	45.9	92	60-140	
tert-Butylbenzene	ug/L	50	37.5	75	60-140	
Tetrachloroethene	ug/L	50	46.3	93	60-140	
Toluene	ug/L	50	60.0	120	60-140	
trans-1,2-Dichloroethene	ug/L	50	54.7	109	60-140	
trans-1,3-Dichloropropene	ug/L	50	53.1	106	60-140	
Trichloroethene	ug/L	50	58.0	116	60-140	
Trichlorofluoromethane	ug/L	50	54.9	110	60-140	
Vinyl chloride	ug/L	50	56.7	113	60-140	
1,2-Dichloroethane-d4 (S)	%			95	70-130	
4-Bromofluorobenzene (S)	%			123	70-130	

Results presented on this page are in the units indicated by the "Units" column except where an alternate unit is presented to the right of the result.

This report shall not be reproduced, except in full,
without the written consent of Pace Analytical Services, LLC.

Pace Analytical Services, LLC
9800 Kincey Ave. Suite 100
Huntersville, NC 28078
(704)875-9092

QUALITY CONTROL DATA

Project: 2020-LI-2448
Pace Project No.: 92591978

LABORATORY CONTROL SAMPLE: 3578827

Parameter	Units	Spike Conc.	LCS Result	LCS % Rec	% Rec Limits	Qualifiers
Toluene-d8 (S)	%			114	70-130	

MATRIX SPIKE & MATRIX SPIKE DUPLICATE: 3578828 3578829

Parameter	Units	92592455002 Result	MS Spike Conc.	MSD Spike Conc.	MS Result	MSD Result	MS % Rec	MSD % Rec	% Rec Limits	RPD	Max RPD	Qual
1,1,1,2-Tetrachloroethane	ug/L	ND	20	20	13.5	18.9	67	94	60-140	33	30	R1
1,1,1-Trichloroethane	ug/L	ND	20	20	14.1	21.1	70	105	60-140	40	30	R1
1,1,2,2-Tetrachloroethane	ug/L	ND	20	20	13.7	18.4	68	92	60-140	30	30	
1,1,2-Trichloroethane	ug/L	ND	20	20	12.6	18.1	63	91	60-140	36	30	R1
1,1-Dichloroethane	ug/L	ND	20	20	13.9	19.7	69	98	60-140	35	30	R1
1,1-Dichloroethene	ug/L	ND	20	20	14.0	20.6	70	103	60-140	38	30	R1
1,1-Dichloropropene	ug/L	ND	20	20	14.4	20.1	72	101	60-140	33	30	R1
1,2,3-Trichlorobenzene	ug/L	ND	20	20	15.2	19.0	76	95	60-140	22	30	
1,2,3-Trichloropropane	ug/L	ND	20	20	13.7	18.9	68	94	60-140	32	30	R1
1,2,4-Trichlorobenzene	ug/L	ND	20	20	15.1	19.6	75	98	60-140	26	30	
1,2,4-Trimethylbenzene	ug/L	ND	20	20	13.7	19.0	68	95	60-140	33	30	R1
1,2-Dibromo-3-chloropropane	ug/L	ND	20	20	15.4	20.5	77	102	60-140	29	30	
1,2-Dibromoethane (EDB)	ug/L	ND	20	20	13.6	18.9	68	95	60-140	33	30	R1
1,2-Dichlorobenzene	ug/L	ND	20	20	13.7	18.2	69	91	60-140	28	30	
1,2-Dichloroethane	ug/L	ND	20	20	14.0	19.0	70	95	60-140	30	30	
1,2-Dichloropropane	ug/L	ND	20	20	13.4	19.2	67	96	60-140	35	30	R1
1,3,5-Trimethylbenzene	ug/L	ND	20	20	14.1	19.3	70	97	60-140	31	30	R1
1,3-Dichlorobenzene	ug/L	ND	20	20	13.7	18.7	69	94	60-140	31	30	R1
1,3-Dichloropropane	ug/L	ND	20	20	13.1	18.4	66	92	60-140	34	30	R1
1,4-Dichlorobenzene	ug/L	ND	20	20	13.5	18.6	67	93	60-140	32	30	R1
2,2-Dichloropropane	ug/L	ND	20	20	14.8	21.3	74	106	60-140	36	30	R1
2-Chlorotoluene	ug/L	ND	20	20	14.1	19.3	70	97	60-140	31	30	R1
4-Chlorotoluene	ug/L	ND	20	20	13.4	18.1	67	90	60-140	29	30	
Benzene	ug/L	ND	20	20	13.0	18.8	65	94	60-140	36	30	R1
Bromobenzene	ug/L	ND	20	20	13.2	18.4	66	92	60-140	33	30	R1
Bromochloromethane	ug/L	ND	20	20	14.9	20.1	74	100	60-140	30	30	
Bromodichloromethane	ug/L	ND	20	20	14.1	20.2	70	101	60-140	36	30	R1
Bromoform	ug/L	ND	20	20	13.8	19.5	69	97	60-140	34	30	R1
Bromomethane	ug/L	ND	20	20	23.7	28.9	118	144	60-140	20	30	M1
Carbon tetrachloride	ug/L	ND	20	20	14.1	22.2	71	111	60-140	44	30	R1
Chlorobenzene	ug/L	ND	20	20	13.7	19.2	69	96	60-140	33	30	R1
Chloroethane	ug/L	ND	20	20	14.2	18.9	71	95	60-140	29	30	
Chloroform	ug/L	ND	20	20	14.2	19.0	71	95	60-140	28	30	
Chloromethane	ug/L	ND	20	20	11.9	15.4	60	77	60-140	26	30	
cis-1,2-Dichloroethene	ug/L	ND	20	20	13.8	18.9	69	95	60-140	31	30	R1
cis-1,3-Dichloropropene	ug/L	ND	20	20	13.4	19.3	67	96	60-140	36	30	R1
Dibromochloromethane	ug/L	ND	20	20	14.0	19.6	70	98	60-140	33	30	R1
Dibromomethane	ug/L	ND	20	20	13.4	18.0	67	90	60-140	30	30	

Results presented on this page are in the units indicated by the "Units" column except where an alternate unit is presented to the right of the result.

REPORT OF LABORATORY ANALYSIS

This report shall not be reproduced, except in full,
without the written consent of Pace Analytical Services, LLC.

Pace Analytical Services, LLC
9800 Kincey Ave. Suite 100
Huntersville, NC 28078
(704)875-9092

QUALITY CONTROL DATA

Project: 2020-LI-2448
Pace Project No.: 92591978

MATRIX SPIKE & MATRIX SPIKE DUPLICATE: 3578828 3578829

Parameter	Units	92592455002 Result	MS Spike Conc.	MSD Spike Conc.	MS Result	MSD Result	MS % Rec	MSD % Rec	% Rec Limits	RPD	Max RPD	Qual
Dichlorodifluoromethane	ug/L	ND	20	20	8.0	16.4	40	82	60-140	69	30	M1,R1
Diisopropyl ether	ug/L	ND	20	20	14.6	20.1	73	101	60-140	32	30	R1
Ethanol	ug/L	ND	800	800	677	948	85	118	60-140	33	30	R1
Ethylbenzene	ug/L	ND	20	20	13.7	19.3	68	96	60-140	34	30	R1
Hexachloro-1,3-butadiene	ug/L	ND	20	20	16.6	22.6	83	113	60-140	31	30	R1
Isopropylbenzene (Cumene)	ug/L	ND	20	20	14.6	20.2	73	101	60-140	33	30	R1
m&p-Xylene	ug/L	ND	40	40	27.5	38.6	69	96	60-140	33	30	R1
Methyl-tert-butyl ether	ug/L	ND	20	20	14.3	19.2	71	96	60-140	30	30	
Methylene Chloride	ug/L	ND	20	20	15.1	21.6	76	108	60-140	35	30	R1
n-Butylbenzene	ug/L	ND	20	20	14.9	21.0	74	105	60-140	34	30	R1
n-Propylbenzene	ug/L	ND	20	20	14.3	19.5	71	98	60-140	31	30	R1
Naphthalene	ug/L	ND	20	20	15.5	19.0	77	95	60-140	21	30	
o-Xylene	ug/L	ND	20	20	13.9	19.0	69	95	60-140	31	30	R1
sec-Butylbenzene	ug/L	ND	20	20	14.5	20.7	73	103	60-140	35	30	R1
Styrene	ug/L	ND	20	20	13.1	18.1	66	90	60-140	32	30	R1
tert-Butylbenzene	ug/L	ND	20	20	11.8	16.4	59	82	60-140	33	30	M1,R1
Tetrachloroethene	ug/L	ND	20	20	13.7	20.2	69	101	60-140	38	30	R1
Toluene	ug/L	ND	20	20	12.9	18.7	65	93	60-140	36	30	R1
trans-1,2-Dichloroethene	ug/L	ND	20	20	13.6	19.8	68	99	60-140	37	30	R1
trans-1,3-Dichloropropene	ug/L	ND	20	20	13.6	18.7	68	93	60-140	31	30	R1
Trichloroethene	ug/L	ND	20	20	14.1	20.0	71	100	60-140	34	30	R1
Trichlorofluoromethane	ug/L	ND	20	20	13.6	24.3	68	122	60-140	56	30	R1
Vinyl chloride	ug/L	ND	20	20	11.5	17.4	57	87	60-140	41	30	M1,R1
1,2-Dichloroethane-d4 (S)	%						100	102	70-130			
4-Bromofluorobenzene (S)	%						101	99	70-130			
Toluene-d8 (S)	%						99	99	70-130			

Results presented on this page are in the units indicated by the "Units" column except where an alternate unit is presented to the right of the result.

This report shall not be reproduced, except in full,
without the written consent of Pace Analytical Services, LLC.

Pace Analytical Services, LLC
9800 Kincey Ave. Suite 100
Huntersville, NC 28078
(704)875-9092

QUALIFIERS

Project: 2020-LI-2448
Pace Project No.: 92591978

DEFINITIONS

DF - Dilution Factor, if reported, represents the factor applied to the reported data due to dilution of the sample aliquot.

ND - Not Detected at or above adjusted reporting limit.

TNTC - Too Numerous To Count

J - Estimated concentration above the adjusted method detection limit and below the adjusted reporting limit.

MDL - Adjusted Method Detection Limit.

PQL - Practical Quantitation Limit.

RL - Reporting Limit - The lowest concentration value that meets project requirements for quantitative data with known precision and bias for a specific analyte in a specific matrix.

S - Surrogate

1,2-Diphenylhydrazine decomposes to and cannot be separated from Azobenzene using Method 8270. The result for each analyte is a combined concentration.

Consistent with EPA guidelines, unrounded data are displayed and have been used to calculate % recovery and RPD values.

LCS(D) - Laboratory Control Sample (Duplicate)

MS(D) - Matrix Spike (Duplicate)

DUP - Sample Duplicate

RPD - Relative Percent Difference

NC - Not Calculable.

SG - Silica Gel - Clean-Up

U - Indicates the compound was analyzed for, but not detected.

Acid preservation may not be appropriate for 2 Chloroethylvinyl ether.

A separate vial preserved to a pH of 4-5 is recommended in SW846 Chapter 4 for the analysis of Acrolein and Acrylonitrile by EPA Method 8260.

N-Nitrosodiphenylamine decomposes and cannot be separated from Diphenylamine using Method 8270. The result reported for each analyte is a combined concentration.

Reported results are not rounded until the final step prior to reporting. Therefore, calculated parameters that are typically reported as "Total" may vary slightly from the sum of the reported component parameters.

Pace Analytical is TNI accredited. Contact your Pace PM for the current list of accredited analytes.

TNI - The NELAC Institute.

ANALYTE QUALIFIERS

C0	Result confirmed by second analysis.
M1	Matrix spike recovery exceeded QC limits. Batch accepted based on laboratory control sample (LCS) recovery.
N2	The lab does not hold NELAC/TNI accreditation for this parameter but other accreditations/certifications may apply. A complete list of accreditations/certifications is available upon request.
R1	RPD value was outside control limits.

This report shall not be reproduced, except in full,
without the written consent of Pace Analytical Services, LLC.

Pace Analytical Services, LLC
9800 Kincey Ave. Suite 100
Huntersville, NC 28078
(704)875-9092

QUALITY CONTROL DATA CROSS REFERENCE TABLE

Project: 2020-LI-2448
Pace Project No.: 92591978

Lab ID	Sample ID	QC Batch Method	QC Batch	Analytical Method	Analytical Batch
92591978001	**DUP-1**	MADEP VPH	683631		
92591978002	**FB-1**	MADEP VPH	683631		
92591978001	**DUP-1**	EPA 3010A	685059	EPA 6010D	685177
92591978002	**FB-1**	EPA 3010A	685059	EPA 6010D	685177
92591978001	**DUP-1**	SM 6200B	683950		
92591978002	**FB-1**	SM 6200B	683950		
92591978003	**TRIP BLANK**	SM 6200B	684245		

This report shall not be reproduced, except in full,
without the written consent of Pace Analytical Services, LLC.

Pace Analytical

CHAIN-OF-CUSTODY Analytical Request Document

Chain-of-Custody is a LEGAL DOCUMENT - Complete all relevent fields

LAB USE ONLY- Affix Workorder/Login Label ... Workorder Number or

WO#: 92591978

92591978

NLY

Company: Apex Companies

Address:

Billing Information:

Report To: Andrew Street

Email To: andrew.street@apexcos.com

Copy To:

Site Collection Info/Address:

Customer Project Name/Number: 2020-LI-2448

State: NC County/City: Huntersville Time Zone Collected: [ ] PT [ ] MT [ ] CT [ ] ET

Phone:
Email:

Site/Facility ID #:

Compliance Monitoring? [ ] Yes [ ] No

Collected By(print): Jonathan Humphrey, Roger Cantley

Purchase Order #:
Quote #:

DW PWS ID #:
DW Location Code:

Collected By(signature): [signature]

Turnaround Date Required: ASAP

Immediately Packed on Ice: [✓] Yes [ ] No

Sample Disposal: [✓] Dispose as appropriate [ ] Return [ ] Archive: _____ [ ] Hold: _____

Rush: [ ] Same Day [ ] Next Day [ ] 2 Day [ ] 3 Day [ ] 4 Day [ ] 5 Day (Expedite Charges Apply)

Field Filtered (if applicable): [ ] Yes [ ] No

Analysis: _____

** Preservative ... acid, (3) hydrochloric acid, (4) sodium hydroxide, (5) zinc acetate, (6) methanol, (7) sodium bisulfate, (8) sodium thiosulfate, (9) hexane, (A) ascorbic acid, (B) ammonium sulfate, (C) ammonium hydroxide, (D) TSP, (U) Unpreserved, (O) Other _____

* Matrix Codes (Insert in Matrix box below): Drinking Water (DW), Ground Water (GW), Wastewater (WW), Product (P), Soil/Solid (SL), Oil (OL), Wipe (WP), Air (AR), Tissue (TS), Bioassay (B), Vapor (V), Other (OT)

Lab Profile/Line:

Lab Sample Receipt Checklist:

Custody Seals Present/Intact	Y (N) NA
Custody Signatures Present	(Y) N NA
Collector Signature Present	(Y) N NA
Bottles Intact	(Y) N NA
Correct Bottles	(Y) N NA
Sufficient Volume	(Y) N NA
Samples Received on Ice	(Y) N NA
VOA - Headspace Acceptable	(Y) N NA
USDA Regulated Soils	Y N (NA)
Samples in Holding Time	(Y) N NA
Residual Chlorine Present	Y N (NA)
Cl Strips: _____	
Sample pH Acceptable	(Y) N NA
pH Strips: 223819AV	
Sulfide Present	Y N (NA)
Lead Acetate Strips: _____	

LAB USE ONLY:
Lab Sample # / Comments:

Customer Sample ID	Matrix *	Comp / Grab	Collected (or Composite Start) Date	Collected (or Composite Start) Time	Composite End Date	Composite End Time	Res Cl	# of Ctns	VOCs 6200B	MADEP VPH	Lead							Lab Sample # / Comments
																		92591978
Dup-1	DW	G	3/8/22	—				8	X	X	X							001
FB-1	DW	G	3/8/22	—				8	X	X	X							002
Trip Blank	OT	—	3/8/22					2	X		X							003

Customer Remarks / Special Conditions / Possible Hazards:

Type of Ice Used: (Wet) Blue Dry None

Packing Material Used: bubble bags

Radchem sample(s) screened (<500 cpm): Y N (NA)

SHORT HOLDS PRESENT (<72 hours): Y (N) N/A

Lab Tracking #: 2683865

Samples received via: FEDEX UPS (Client) Courier Pace Courier

Lab Sample Temperature Info:
Temp Blank Received: (Y) N NA
Therm ID#: 921004
Cooler 1 Temp Upon Receipt: 2.1 oC
Cooler 1 Therm Corr. Factor: 0 oC
Cooler 1 Corrected Temp: 2.1 oC
Comments:

Relinquished by/Company: (Signature)	Date/Time:	Received by/Company: (Signature)	Date/Time:
[signature] Apex	3-8-22 / 1246	KH Pace HVL	3/8/22 1248
Relinquished by/Company: (Signature)	Date/Time:	Received by/Company: (Signature)	Date/Time:
Relinquished by/Company: (Signature)	Date/Time:	Received by/Company: (Signature)	Date/Time:

MTJL LAB USE ONLY
Table #:
Acctnum:
Template:
Prelogin:
PM:
PB:

Trip Blank Received: (Y) N NA
HCL MeOH TSP Other

Non Conformance(s): YES / NO

Page: 1 of: 1

Pace Analytical®	Document Name: Sample Condition Upon Receipt (SCUR)	Document Revised: November 15, 2021 Page 2 of 2
	Document No.: F-CAR-CS-033-Rev.08	Issuing Authority: Pace Carolinas Quality Office

***Check mark top half of box if pH and/or dechlorination is verified and within the acceptance range for preservation samples.**

Exceptions: VOA, Coliform, TOC, Oil and Grease, DRO/8015 (water) DOC, LLHg

****Bottom half of box is to list number of bottles**

Project # WO#: 92591978

PM: AMB Due Date: 03/22/22

CLIENT: 92-APEX MOOR

Item#	BP4U-125 mL Plastic Unpreserved (N/A) (Cl-)	BP3U-250 mL Plastic Unpreserved (N/A)	BP2U-500 mL Plastic Unpreserved (N/A)	BP1U-1 liter Plastic Unpreserved (N/A)	BP4S-125 mL Plastic H2SO4 (pH < 2) (Cl-)	BP3N-250 mL plastic HNO3 (pH < 2)	BP4Z-125 mL Plastic ZN Acetate & NaOH (>9)	BP4B-125 mL Plastic NaOH (pH > 12) (Cl-)	WGFU-Wide-mouthed Glass jar Unpreserved	AG1U-1 liter Amber Unpreserved (N/A) (Cl-)	AG1H-1 liter Amber HCl (pH < 2)	AG3U-250 mL Amber Unpreserved (N/A) (Cl-)	AG1S-1 liter Amber H2SO4 (pH < 2)	AG3S-250 mL Amber H2SO4 (pH < 2)	AG3A(DG3A)-250 mL Amber NH4Cl (N/A)(Cl-)	DG9H-40 mL VOA HCl (N/A)	VG9T-40 mL VOA Na2S2O3 (N/A)	VG9U-40 mL VOA Unpreserved (N/A)	DG9P-40 mL VOA H3PO4 (N/A)	VOAK (3 vials per kit)-5035 kit (N/A)	V/GK(3 vials per kit)-VPH/Gas kit (N/A)	SP5T-125 mL Sterile Plastic (N/A – lab)	SP2T-250 mL Sterile Plastic (N/A – lab)		BP3A-250 mL Plastic (NH2)2SO4 (9.3-9.7)	AG0U-100 mL Amber Unpreserved vials (N/A)	VSGU-20 mL Scintillation vials (N/A)	DG9U-40 mL Amber Unpreserved vials (N/A)
1						✓										7												
2						✓										7												
3																2												
4																												
5																												
6																												
7																												
8																												
9																												
10																												
11																												
12																												

pH Adjustment Log for Preserved Samples

Sample ID	Type of Preservative	pH upon receipt	Date preservation adjusted	Time preservation adjusted	Amount of Preservative added	Lot #

Note: Whenever there is a discrepancy affecting North Carolina compliance samples, a copy of this form will be sent to the North Carolina DEHNR Certification Office (i.e. Out of hold, incorrect preservative, out of temp, incorrect containers.

Pace Analytical Services, LLC
9800 Kincey Ave. Suite 100
Huntersville, NC 28078
(704)875-9092

March 16, 2022

Andrew Street
Apex Companies - NC
5900 Northwoods Business Pkwy
Suite 5900-0
Charlotte, NC 28269

RE: Project: 2020-LI-2448
Pace Project No.: 92591982

Dear Andrew Street:

Enclosed are the analytical results for sample(s) received by the laboratory on March 08, 2022. The results relate only to the samples included in this report. Results reported herein conform to the applicable TNI/NELAC Standards and the laboratory's Quality Manual, where applicable, unless otherwise noted in the body of the report.

The test results provided in this final report were generated by each of the following laboratories within the Pace Network:

- Pace Analytical Services - Asheville
- Pace Analytical Services - Charlotte

If you have any questions concerning this report, please feel free to contact me.

Sincerely,

Angela M. Baioni

Angela Baioni
angela.baioni@pacelabs.com
(704)875-9092
Project Manager

Enclosures

cc: J Culbreath, Colonial Pipeline Company
Naomi Fretz, APEX Companies, LLC
Robert Hughes, Colonial Pipeline
Jamie Moran, APEX Companies, LLC
Jeff Morrison, Colonial Pipeline Company
Tom Naumann, APEX Companies - NC
Joe Nicolette, Montrose-EPS
Kaitlyn Nootens, Apex Companies
Christopher Schultz, Apex Companies
Matt Teixeira, Apex Companies, LLC
Michael Verdon, Colonial Pipeline Company
JM Wyatt, Colonial Pipeline Company

REPORT OF LABORATORY ANALYSIS

This report shall not be reproduced, except in full,
without the written consent of Pace Analytical Services, LLC.

Pace Analytical Services, LLC
9800 Kincey Ave. Suite 100
Huntersville, NC 28078
(704)875-9092

CERTIFICATIONS

Project: 2020-LI-2448
Pace Project No.: 92591982

Pace Analytical Services Charlotte

South Carolina Laboratory ID: 99006
9800 Kincey Ave. Ste 100, Huntersville, NC 28078
North Carolina Drinking Water Certification #: 37706
North Carolina Field Services Certification #: 5342
North Carolina Wastewater Certification #: 12
South Carolina Laboratory ID: 99006
South Carolina Certification #: 99006001
South Carolina Drinking Water Cert. #: 99006003
Florida/NELAP Certification #: E87627
Kentucky UST Certification #: 84
Louisiana DoH Drinking Water #: LA029
Virginia/VELAP Certification #: 460221

Pace Analytical Services Asheville

2225 Riverside Drive, Asheville, NC 28804
Florida/NELAP Certification #: E87648
North Carolina Drinking Water Certification #: 37712
North Carolina Wastewater Certification #: 40
South Carolina Laboratory ID: 99030
South Carolina Certification #: 99030001
Virginia/VELAP Certification #: 460222

This report shall not be reproduced, except in full,
without the written consent of Pace Analytical Services, LLC.

Pace Analytical Services, LLC
9800 Kincey Ave. Suite 100
Huntersville, NC 28078
(704)875-9092

SAMPLE SUMMARY

Project: 2020-LI-2448
Pace Project No.: 92591982

Lab ID	Sample ID	Matrix	Date Collected	Date Received
92591982001	**13800_HC_RD**	Water	03/08/22 00:00	03/08/22 12:49

This report shall not be reproduced, except in full,
without the written consent of Pace Analytical Services, LLC.

Pace Analytical Services, LLC
9800 Kincey Ave. Suite 100
Huntersville, NC 28078
(704)875-9092

SAMPLE ANALYTE COUNT

Project: 2020-LI-2448
Pace Project No.: 92591982

Lab ID	Sample ID	Method	Analysts	Analytes Reported	Laboratory
92591982001	**13800_HC_RD**	MADEP VPH	MAD	6	PASI-C
		EPA 6010D	CBV	1	PASI-A
		SM 6200B	SAS	64	PASI-C

PASI-A = Pace Analytical Services - Asheville
PASI-C = Pace Analytical Services - Charlotte

This report shall not be reproduced, except in full,
without the written consent of Pace Analytical Services, LLC.

Pace Analytical Services, LLC
9800 Kincey Ave. Suite 100
Huntersville, NC 28078
(704)875-9092

ANALYTICAL RESULTS

Project: 2020-LI-2448
Pace Project No.: 92591982

Sample: 13800_HC_RD **Lab ID: 92591982001** Collected: 03/08/22 00:00 Received: 03/08/22 12:49 Matrix: Water

Parameters	Results	Units	Report Limit	MDL	DF	Prepared	Analyzed	CAS No.	Qual
VPH NC Water	Analytical Method: MADEP VPH								
	Pace Analytical Services - Charlotte								
Total VPH (C5-C12)	ND	ug/L	50.0	50.0	1		03/10/22 03:22		N2
Aliphatic (C05-C08)	ND	ug/L	50.0	50.0	1		03/10/22 03:22		N2
Aliphatic(C09-C12) Adjusted	ND	ug/L	50.0	50.0	1		03/10/22 03:22		N2
Aromatic (C09-C10)	ND	ug/L	50.0	50.0	1		03/10/22 03:22		N2
Surrogates									
4-Bromofluorobenzene (FID) (S)	97	%	70-130		1		03/10/22 03:22	460-00-4	
4-Bromofluorobenzene (PID) (S)	83	%	70-130		1		03/10/22 03:22	460-00-4	
6010 MET ICP	Analytical Method: EPA 6010D Preparation Method: EPA 3010A								
	Pace Analytical Services - Asheville								
Lead	**30.9**	ug/L	5.0	4.5	1	03/12/22 04:00	03/15/22 03:30	7439-92-1	
6200B MSV	Analytical Method: SM 6200B								
	Pace Analytical Services - Charlotte								
Benzene	ND	ug/L	0.50	0.34	1		03/09/22 15:28	71-43-2	
Bromobenzene	ND	ug/L	0.50	0.29	1		03/09/22 15:28	108-86-1	
Bromochloromethane	ND	ug/L	0.50	0.47	1		03/09/22 15:28	74-97-5	
Bromodichloromethane	ND	ug/L	0.50	0.31	1		03/09/22 15:28	75-27-4	
Bromoform	ND	ug/L	0.50	0.34	1		03/09/22 15:28	75-25-2	
Bromomethane	ND	ug/L	5.0	1.7	1		03/09/22 15:28	74-83-9	
n-Butylbenzene	ND	ug/L	0.50	0.49	1		03/09/22 15:28	104-51-8	
sec-Butylbenzene	ND	ug/L	0.50	0.40	1		03/09/22 15:28	135-98-8	
tert-Butylbenzene	ND	ug/L	0.50	0.32	1		03/09/22 15:28	98-06-6	
Carbon tetrachloride	ND	ug/L	0.50	0.33	1		03/09/22 15:28	56-23-5	
Chlorobenzene	ND	ug/L	0.50	0.28	1		03/09/22 15:28	108-90-7	
Chloroethane	ND	ug/L	1.0	0.65	1		03/09/22 15:28	75-00-3	
Chloroform	ND	ug/L	0.50	0.35	1		03/09/22 15:28	67-66-3	
Chloromethane	ND	ug/L	1.0	0.54	1		03/09/22 15:28	74-87-3	
2-Chlorotoluene	ND	ug/L	0.50	0.32	1		03/09/22 15:28	95-49-8	
4-Chlorotoluene	ND	ug/L	0.50	0.32	1		03/09/22 15:28	106-43-4	
1,2-Dibromo-3-chloropropane	ND	ug/L	1.0	0.34	1		03/09/22 15:28	96-12-8	
Dibromochloromethane	ND	ug/L	0.50	0.36	1		03/09/22 15:28	124-48-1	
1,2-Dibromoethane (EDB)	ND	ug/L	0.50	0.27	1		03/09/22 15:28	106-93-4	
Dibromomethane	ND	ug/L	0.50	0.39	1		03/09/22 15:28	74-95-3	
1,2-Dichlorobenzene	ND	ug/L	0.50	0.34	1		03/09/22 15:28	95-50-1	
1,3-Dichlorobenzene	ND	ug/L	0.50	0.34	1		03/09/22 15:28	541-73-1	
1,4-Dichlorobenzene	ND	ug/L	0.50	0.33	1		03/09/22 15:28	106-46-7	
Dichlorodifluoromethane	ND	ug/L	0.50	0.35	1		03/09/22 15:28	75-71-8	
1,1-Dichloroethane	ND	ug/L	0.50	0.37	1		03/09/22 15:28	75-34-3	
1,2-Dichloroethane	ND	ug/L	0.50	0.32	1		03/09/22 15:28	107-06-2	
1,1-Dichloroethene	ND	ug/L	0.50	0.35	1		03/09/22 15:28	75-35-4	
cis-1,2-Dichloroethene	ND	ug/L	0.50	0.38	1		03/09/22 15:28	156-59-2	
trans-1,2-Dichloroethene	ND	ug/L	0.50	0.40	1		03/09/22 15:28	156-60-5	
1,2-Dichloropropane	ND	ug/L	0.50	0.36	1		03/09/22 15:28	78-87-5	
1,3-Dichloropropane	ND	ug/L	0.50	0.28	1		03/09/22 15:28	142-28-9	

This report shall not be reproduced, except in full,
without the written consent of Pace Analytical Services, LLC.

Pace Analytical Services, LLC
9800 Kincey Ave. Suite 100
Huntersville, NC 28078
(704)875-9092

ANALYTICAL RESULTS

Project: 2020-LI-2448
Pace Project No.: 92591982

Sample: 13800_HC_RD **Lab ID: 92591982001** Collected: 03/08/22 00:00 Received: 03/08/22 12:49 Matrix: Water

Parameters	Results	Units	Report Limit	MDL	DF	Prepared	Analyzed	CAS No.	Qual
6200B MSV	Analytical Method: SM 6200B								
	Pace Analytical Services - Charlotte								
2,2-Dichloropropane	ND	ug/L	0.50	0.39	1		03/09/22 15:28	594-20-7	
1,1-Dichloropropene	ND	ug/L	0.50	0.43	1		03/09/22 15:28	563-58-6	
cis-1,3-Dichloropropene	ND	ug/L	0.50	0.36	1		03/09/22 15:28	10061-01-5	
trans-1,3-Dichloropropene	ND	ug/L	0.50	0.36	1		03/09/22 15:28	10061-02-6	
Diisopropyl ether	ND	ug/L	0.50	0.31	1		03/09/22 15:28	108-20-3	
Ethanol	ND	ug/L	200	72.2	1		03/09/22 15:28	64-17-5	
Ethylbenzene	ND	ug/L	0.50	0.30	1		03/09/22 15:28	100-41-4	
Hexachloro-1,3-butadiene	ND	ug/L	2.0	1.5	1		03/09/22 15:28	87-68-3	
Isopropylbenzene (Cumene)	ND	ug/L	0.50	0.33	1		03/09/22 15:28	98-82-8	
Methylene Chloride	ND	ug/L	2.0	2.0	1		03/09/22 15:28	75-09-2	
Methyl-tert-butyl ether	ND	ug/L	0.50	0.42	1		03/09/22 15:28	1634-04-4	
Naphthalene	ND	ug/L	2.0	0.64	1		03/09/22 15:28	91-20-3	
n-Propylbenzene	ND	ug/L	0.50	0.34	1		03/09/22 15:28	103-65-1	
Styrene	ND	ug/L	0.50	0.29	1		03/09/22 15:28	100-42-5	
1,1,1,2-Tetrachloroethane	ND	ug/L	0.50	0.31	1		03/09/22 15:28	630-20-6	
1,1,2,2-Tetrachloroethane	ND	ug/L	0.50	0.22	1		03/09/22 15:28	79-34-5	
Tetrachloroethene	ND	ug/L	0.50	0.29	1		03/09/22 15:28	127-18-4	
Toluene	ND	ug/L	0.50	0.48	1		03/09/22 15:28	108-88-3	
1,2,3-Trichlorobenzene	ND	ug/L	2.0	0.81	1		03/09/22 15:28	87-61-6	
1,2,4-Trichlorobenzene	ND	ug/L	2.0	0.64	1		03/09/22 15:28	120-82-1	
1,1,1-Trichloroethane	ND	ug/L	0.50	0.33	1		03/09/22 15:28	71-55-6	
1,1,2-Trichloroethane	ND	ug/L	0.50	0.32	1		03/09/22 15:28	79-00-5	
Trichloroethene	ND	ug/L	0.50	0.38	1		03/09/22 15:28	79-01-6	
Trichlorofluoromethane	ND	ug/L	1.0	0.30	1		03/09/22 15:28	75-69-4	
1,2,3-Trichloropropane	ND	ug/L	0.50	0.26	1		03/09/22 15:28	96-18-4	
1,2,4-Trimethylbenzene	ND	ug/L	0.50	0.50	1		03/09/22 15:28	95-63-6	
1,3,5-Trimethylbenzene	ND	ug/L	0.50	0.33	1		03/09/22 15:28	108-67-8	
Vinyl chloride	ND	ug/L	1.0	0.39	1		03/09/22 15:28	75-01-4	
m&p-Xylene	ND	ug/L	1.0	0.71	1		03/09/22 15:28	179601-23-1	
o-Xylene	ND	ug/L	0.50	0.34	1		03/09/22 15:28	95-47-6	
Surrogates									
1,2-Dichloroethane-d4 (S)	93	%	70-130		1		03/09/22 15:28	17060-07-0	
4-Bromofluorobenzene (S)	81	%	70-130		1		03/09/22 15:28	460-00-4	
Toluene-d8 (S)	136	%	70-130		1		03/09/22 15:28	2037-26-5	S3

This report shall not be reproduced, except in full,
without the written consent of Pace Analytical Services, LLC.

Pace Analytical Services, LLC
9800 Kincey Ave. Suite 100
Huntersville, NC 28078
(704)875-9092

QUALITY CONTROL DATA

Project: 2020-LI-2448
Pace Project No.: 92591982

QC Batch: 683631
QC Batch Method: MADEP VPH
Analysis Method: MADEP VPH
Analysis Description: VPH NC Water
Laboratory: Pace Analytical Services - Charlotte
Associated Lab Samples: 92591982001

METHOD BLANK: 3575808 Matrix: Water
Associated Lab Samples: 92591982001

Parameter	Units	Blank Result	Reporting Limit	MDL	Analyzed	Qualifiers
Aliphatic (C05-C08)	ug/L	ND	50.0	50.0	03/09/22 20:38	N2
Aromatic (C09-C10)	ug/L	ND	50.0	50.0	03/09/22 20:38	N2
4-Bromofluorobenzene (FID) (S)	%	100	70-130		03/09/22 20:38	
4-Bromofluorobenzene (PID) (S)	%	84	70-130		03/09/22 20:38	

LABORATORY CONTROL SAMPLE & LCSD: 3575809 3575810

Parameter	Units	Spike Conc.	LCS Result	LCSD Result	LCS % Rec	LCSD % Rec	% Rec Limits	RPD	Max RPD	Qualifiers
Aliphatic (C05-C08)	ug/L	300	275	251	92	84	70-130	9	25	N2
Aromatic (C09-C10)	ug/L	100	95.3	93.6	95	94	70-130	2	25	N2
4-Bromofluorobenzene (FID) (S)	%				100	101	70-130			
4-Bromofluorobenzene (PID) (S)	%				85	85	70-130			

Results presented on this page are in the units indicated by the "Units" column except where an alternate unit is presented to the right of the result.

This report shall not be reproduced, except in full,
without the written consent of Pace Analytical Services, LLC.

Pace Analytical Services, LLC
9800 Kincey Ave. Suite 100
Huntersville, NC 28078
(704)875-9092

QUALITY CONTROL DATA

Project: 2020-LI-2448
Pace Project No.: 92591982

QC Batch: 683543
QC Batch Method: EPA 3010A
Analysis Method: EPA 6010D
Analysis Description: 6010 MET
Laboratory: Pace Analytical Services - Asheville
Associated Lab Samples: 92591982001

METHOD BLANK: 3575426 Matrix: Water
Associated Lab Samples: 92591982001

Parameter	Units	Blank Result	Reporting Limit	MDL	Analyzed	Qualifiers
Lead	ug/L	ND	5.0	4.5	03/15/22 02:44	

LABORATORY CONTROL SAMPLE: 3575427

Parameter	Units	Spike Conc.	LCS Result	LCS % Rec	% Rec Limits	Qualifiers
Lead	ug/L	500	488	98	80-120	

MATRIX SPIKE & MATRIX SPIKE DUPLICATE: 3575428 3575429

Parameter	Units	92587659001 Result	MS Spike Conc.	MSD Spike Conc.	MS Result	MSD Result	MS % Rec	MSD % Rec	% Rec Limits	RPD	Max RPD	Qual
Lead	ug/L	13.8	500	500	482	470	94	91	75-125	3	20	

Results presented on this page are in the units indicated by the "Units" column except where an alternate unit is presented to the right of the result.

REPORT OF LABORATORY ANALYSIS

This report shall not be reproduced, except in full,
without the written consent of Pace Analytical Services, LLC.

Pace Analytical Services, LLC
9800 Kincey Ave. Suite 100
Huntersville, NC 28078
(704)875-9092

QUALITY CONTROL DATA

Project: 2020-LI-2448
Pace Project No.: 92591982

QC Batch: 683274
QC Batch Method: SM 6200B
Analysis Method: SM 6200B
Analysis Description: 6200B MSV
Laboratory: Pace Analytical Services - Charlotte
Associated Lab Samples: 92591982001

METHOD BLANK: 3574053
Matrix: Water
Associated Lab Samples: 92591982001

Parameter	Units	Blank Result	Reporting Limit	MDL	Analyzed	Qualifiers
1,1,1,2-Tetrachloroethane	ug/L	ND	0.50	0.31	03/09/22 12:29	
1,1,1-Trichloroethane	ug/L	ND	0.50	0.33	03/09/22 12:29	
1,1,2,2-Tetrachloroethane	ug/L	ND	0.50	0.22	03/09/22 12:29	
1,1,2-Trichloroethane	ug/L	ND	0.50	0.32	03/09/22 12:29	
1,1-Dichloroethane	ug/L	ND	0.50	0.37	03/09/22 12:29	
1,1-Dichloroethene	ug/L	ND	0.50	0.35	03/09/22 12:29	
1,1-Dichloropropene	ug/L	ND	0.50	0.43	03/09/22 12:29	
1,2,3-Trichlorobenzene	ug/L	ND	2.0	0.81	03/09/22 12:29	
1,2,3-Trichloropropane	ug/L	ND	0.50	0.26	03/09/22 12:29	
1,2,4-Trichlorobenzene	ug/L	ND	2.0	0.64	03/09/22 12:29	
1,2,4-Trimethylbenzene	ug/L	ND	0.50	0.50	03/09/22 12:29	
1,2-Dibromo-3-chloropropane	ug/L	ND	1.0	0.34	03/09/22 12:29	
1,2-Dibromoethane (EDB)	ug/L	ND	0.50	0.27	03/09/22 12:29	
1,2-Dichlorobenzene	ug/L	ND	0.50	0.34	03/09/22 12:29	
1,2-Dichloroethane	ug/L	ND	0.50	0.32	03/09/22 12:29	
1,2-Dichloropropane	ug/L	ND	0.50	0.36	03/09/22 12:29	
1,3,5-Trimethylbenzene	ug/L	ND	0.50	0.33	03/09/22 12:29	
1,3-Dichlorobenzene	ug/L	ND	0.50	0.34	03/09/22 12:29	
1,3-Dichloropropane	ug/L	ND	0.50	0.28	03/09/22 12:29	
1,4-Dichlorobenzene	ug/L	ND	0.50	0.33	03/09/22 12:29	
2,2-Dichloropropane	ug/L	ND	0.50	0.39	03/09/22 12:29	
2-Chlorotoluene	ug/L	ND	0.50	0.32	03/09/22 12:29	
4-Chlorotoluene	ug/L	ND	0.50	0.32	03/09/22 12:29	
Benzene	ug/L	ND	0.50	0.34	03/09/22 12:29	
Bromobenzene	ug/L	ND	0.50	0.29	03/09/22 12:29	
Bromochloromethane	ug/L	ND	0.50	0.47	03/09/22 12:29	
Bromodichloromethane	ug/L	ND	0.50	0.31	03/09/22 12:29	
Bromoform	ug/L	ND	0.50	0.34	03/09/22 12:29	
Bromomethane	ug/L	ND	5.0	1.7	03/09/22 12:29	
Carbon tetrachloride	ug/L	ND	0.50	0.33	03/09/22 12:29	
Chlorobenzene	ug/L	ND	0.50	0.28	03/09/22 12:29	
Chloroethane	ug/L	ND	1.0	0.65	03/09/22 12:29	
Chloroform	ug/L	ND	0.50	0.35	03/09/22 12:29	
Chloromethane	ug/L	ND	1.0	0.54	03/09/22 12:29	
cis-1,2-Dichloroethene	ug/L	ND	0.50	0.38	03/09/22 12:29	
cis-1,3-Dichloropropene	ug/L	ND	0.50	0.36	03/09/22 12:29	
Dibromochloromethane	ug/L	ND	0.50	0.36	03/09/22 12:29	
Dibromomethane	ug/L	ND	0.50	0.39	03/09/22 12:29	
Dichlorodifluoromethane	ug/L	ND	0.50	0.35	03/09/22 12:29	
Diisopropyl ether	ug/L	ND	0.50	0.31	03/09/22 12:29	

Results presented on this page are in the units indicated by the "Units" column except where an alternate unit is presented to the right of the result.

REPORT OF LABORATORY ANALYSIS

This report shall not be reproduced, except in full,
without the written consent of Pace Analytical Services, LLC.

Pace Analytical Services, LLC
9800 Kincey Ave. Suite 100
Huntersville, NC 28078
(704)875-9092

QUALITY CONTROL DATA

Project: 2020-LI-2448
Pace Project No.: 92591982

METHOD BLANK: 3574053 Matrix: Water
Associated Lab Samples: 92591982001

Parameter	Units	Blank Result	Reporting Limit	MDL	Analyzed	Qualifiers
Ethanol	ug/L	ND	200	72.2	03/09/22 12:29	
Ethylbenzene	ug/L	ND	0.50	0.30	03/09/22 12:29	
Hexachloro-1,3-butadiene	ug/L	ND	2.0	1.5	03/09/22 12:29	
Isopropylbenzene (Cumene)	ug/L	ND	0.50	0.33	03/09/22 12:29	
m&p-Xylene	ug/L	ND	1.0	0.71	03/09/22 12:29	
Methyl-tert-butyl ether	ug/L	ND	0.50	0.42	03/09/22 12:29	
Methylene Chloride	ug/L	ND	2.0	2.0	03/09/22 12:29	
n-Butylbenzene	ug/L	ND	0.50	0.49	03/09/22 12:29	
n-Propylbenzene	ug/L	ND	0.50	0.34	03/09/22 12:29	
Naphthalene	ug/L	ND	2.0	0.64	03/09/22 12:29	
o-Xylene	ug/L	ND	0.50	0.34	03/09/22 12:29	
sec-Butylbenzene	ug/L	ND	0.50	0.40	03/09/22 12:29	
Styrene	ug/L	ND	0.50	0.29	03/09/22 12:29	
tert-Butylbenzene	ug/L	ND	0.50	0.32	03/09/22 12:29	
Tetrachloroethene	ug/L	ND	0.50	0.29	03/09/22 12:29	
Toluene	ug/L	ND	0.50	0.48	03/09/22 12:29	
trans-1,2-Dichloroethene	ug/L	ND	0.50	0.40	03/09/22 12:29	
trans-1,3-Dichloropropene	ug/L	ND	0.50	0.36	03/09/22 12:29	
Trichloroethene	ug/L	ND	0.50	0.38	03/09/22 12:29	
Trichlorofluoromethane	ug/L	ND	1.0	0.30	03/09/22 12:29	
Vinyl chloride	ug/L	ND	1.0	0.39	03/09/22 12:29	
1,2-Dichloroethane-d4 (S)	%	94	70-130		03/09/22 12:29	
4-Bromofluorobenzene (S)	%	102	70-130		03/09/22 12:29	
Toluene-d8 (S)	%	123	70-130		03/09/22 12:29	

LABORATORY CONTROL SAMPLE: 3574054

Parameter	Units	Spike Conc.	LCS Result	LCS % Rec	% Rec Limits	Qualifiers
1,1,1,2-Tetrachloroethane	ug/L	50	49.7	99	60-140	
1,1,1-Trichloroethane	ug/L	50	51.2	102	60-140	
1,1,2,2-Tetrachloroethane	ug/L	50	46.2	92	60-140	
1,1,2-Trichloroethane	ug/L	50	44.2	88	60-140	
1,1-Dichloroethane	ug/L	50	46.0	92	60-140	
1,1-Dichloroethene	ug/L	50	49.3	99	60-140	
1,1-Dichloropropene	ug/L	50	55.9	112	60-140	
1,2,3-Trichlorobenzene	ug/L	50	45.9	92	60-140	
1,2,3-Trichloropropane	ug/L	50	45.9	92	60-140	
1,2,4-Trichlorobenzene	ug/L	50	46.2	92	60-140	
1,2,4-Trimethylbenzene	ug/L	50	39.3	79	60-140	
1,2-Dibromo-3-chloropropane	ug/L	50	41.4	83	60-140	
1,2-Dibromoethane (EDB)	ug/L	50	46.3	93	60-140	
1,2-Dichlorobenzene	ug/L	50	44.2	88	60-140	
1,2-Dichloroethane	ug/L	50	50.8	102	60-140	
1,2-Dichloropropane	ug/L	50	51.4	103	60-140	

Results presented on this page are in the units indicated by the "Units" column except where an alternate unit is presented to the right of the result.

This report shall not be reproduced, except in full,
without the written consent of Pace Analytical Services, LLC.

Pace Analytical Services, LLC
9800 Kincey Ave. Suite 100
Huntersville, NC 28078
(704)875-9092

QUALITY CONTROL DATA

Project: 2020-LI-2448
Pace Project No.: 92591982

LABORATORY CONTROL SAMPLE: 3574054

Parameter	Units	Spike Conc.	LCS Result	LCS % Rec	% Rec Limits	Qualifiers
1,3,5-Trimethylbenzene	ug/L	50	40.0	80	60-140	
1,3-Dichlorobenzene	ug/L	50	43.0	86	60-140	
1,3-Dichloropropane	ug/L	50	46.6	93	60-140	
1,4-Dichlorobenzene	ug/L	50	43.7	87	60-140	
2,2-Dichloropropane	ug/L	50	50.1	100	60-140	
2-Chlorotoluene	ug/L	50	40.0	80	60-140	
4-Chlorotoluene	ug/L	50	38.3	77	60-140	
Benzene	ug/L	50	47.2	94	60-140	
Bromobenzene	ug/L	50	42.4	85	60-140	
Bromochloromethane	ug/L	50	50.8	102	60-140	
Bromodichloromethane	ug/L	50	45.9	92	60-140	
Bromoform	ug/L	50	47.0	94	60-140	
Bromomethane	ug/L	50	45.4	91	60-140	
Carbon tetrachloride	ug/L	50	47.3	95	60-140	
Chlorobenzene	ug/L	50	43.9	88	60-140	
Chloroethane	ug/L	50	45.4	91	60-140	
Chloroform	ug/L	50	48.5	97	60-140	
Chloromethane	ug/L	50	47.2	94	60-140	
cis-1,2-Dichloroethene	ug/L	50	49.2	98	60-140	
cis-1,3-Dichloropropene	ug/L	50	49.4	99	60-140	
Dibromochloromethane	ug/L	50	42.3	85	60-140	
Dibromomethane	ug/L	50	50.2	100	60-140	
Dichlorodifluoromethane	ug/L	50	48.9	98	60-140	
Diisopropyl ether	ug/L	50	48.5	97	60-140	
Ethanol	ug/L	2000	1790	90	60-140	
Ethylbenzene	ug/L	50	44.6	89	60-140	
Hexachloro-1,3-butadiene	ug/L	50	46.5	93	60-140	
Isopropylbenzene (Cumene)	ug/L	50	50.7	101	60-140	
m&p-Xylene	ug/L	100	96.9	97	60-140	
Methyl-tert-butyl ether	ug/L	50	54.9	110	60-140	
Methylene Chloride	ug/L	50	49.1	98	60-140	
n-Butylbenzene	ug/L	50	43.3	87	60-140	
n-Propylbenzene	ug/L	50	40.5	81	60-140	
Naphthalene	ug/L	50	43.2	86	60-140	
o-Xylene	ug/L	50	48.2	96	60-140	
sec-Butylbenzene	ug/L	50	42.9	86	60-140	
Styrene	ug/L	50	48.8	98	60-140	
tert-Butylbenzene	ug/L	50	33.4	67	60-140	
Tetrachloroethene	ug/L	50	48.9	98	60-140	
Toluene	ug/L	50	41.9	84	60-140	
trans-1,2-Dichloroethene	ug/L	50	50.8	102	60-140	
trans-1,3-Dichloropropene	ug/L	50	43.8	88	60-140	
Trichloroethene	ug/L	50	53.3	107	60-140	
Trichlorofluoromethane	ug/L	50	46.8	94	60-140	
Vinyl chloride	ug/L	50	49.0	98	60-140	
1,2-Dichloroethane-d4 (S)	%			101	70-130	
4-Bromofluorobenzene (S)	%			108	70-130	

Results presented on this page are in the units indicated by the "Units" column except where an alternate unit is presented to the right of the result.

This report shall not be reproduced, except in full,
without the written consent of Pace Analytical Services, LLC.

Pace Analytical Services, LLC
9800 Kincey Ave. Suite 100
Huntersville, NC 28078
(704)875-9092

QUALITY CONTROL DATA

Project: 2020-LI-2448
Pace Project No.: 92591982

LABORATORY CONTROL SAMPLE: 3574054

Parameter	Units	Spike Conc.	LCS Result	LCS % Rec	% Rec Limits	Qualifiers
Toluene-d8 (S)	%			92	70-130	

MATRIX SPIKE & MATRIX SPIKE DUPLICATE: 3574055 3574056

Parameter	Units	92591976003 Result	MS Spike Conc.	MSD Spike Conc.	MS Result	MSD Result	MS % Rec	MSD % Rec	% Rec Limits	RPD	Max RPD	Qual
1,1,1,2-Tetrachloroethane	ug/L	ND	5000	5000	5280	5060	106	101	60-140	4	30	
1,1,1-Trichloroethane	ug/L	ND	5000	5000	6370	5930	127	119	60-140	7	30	
1,1,2,2-Tetrachloroethane	ug/L	ND	5000	5000	4920	4810	98	96	60-140	2	30	
1,1,2-Trichloroethane	ug/L	ND	5000	5000	5560	6470	111	129	60-140	15	30	
1,1-Dichloroethane	ug/L	ND	5000	5000	6960	5690	139	114	60-140	20	30	
1,1-Dichloroethene	ug/L	ND	5000	5000	7140	6180	143	124	60-140	14	30	M1
1,1-Dichloropropene	ug/L	ND	5000	5000	6860	6570	137	131	60-140	4	30	
1,2,3-Trichlorobenzene	ug/L	ND	5000	5000	4380	4190	88	84	60-140	4	30	
1,2,3-Trichloropropane	ug/L	ND	5000	5000	4820	4840	96	97	60-140	0	30	
1,2,4-Trichlorobenzene	ug/L	ND	5000	5000	4420	4120	88	82	60-140	7	30	
1,2,4-Trimethylbenzene	ug/L	906	5000	5000	5480	5640	92	95	60-140	3	30	
1,2-Dibromo-3-chloropropane	ug/L	ND	5000	5000	4050	3710	81	74	60-140	9	30	
1,2-Dibromoethane (EDB)	ug/L	ND	5000	5000	4770	5080	95	102	60-140	6	30	
1,2-Dichlorobenzene	ug/L	ND	5000	5000	4640	4380	93	88	60-140	6	30	
1,2-Dichloroethane	ug/L	ND	5000	5000	5800	5670	116	113	60-140	2	30	
1,2-Dichloropropane	ug/L	ND	5000	5000	6100	6640	122	133	60-140	8	30	
1,3,5-Trimethylbenzene	ug/L	230	5000	5000	4860	5160	93	99	60-140	6	30	
1,3-Dichlorobenzene	ug/L	ND	5000	5000	4860	4890	97	98	60-140	1	30	
1,3-Dichloropropane	ug/L	ND	5000	5000	4940	5270	99	105	60-140	6	30	
1,4-Dichlorobenzene	ug/L	ND	5000	5000	4800	4870	96	97	60-140	1	30	
2,2-Dichloropropane	ug/L	ND	5000	5000	5420	4750	108	95	60-140	13	30	
2-Chlorotoluene	ug/L	ND	5000	5000	4690	4960	94	99	60-140	6	30	
4-Chlorotoluene	ug/L	ND	5000	5000	4270	4680	85	94	60-140	9	30	
Benzene	ug/L	14000	5000	5000	19300	21400	107	149	60-140	10	30	M1
Bromobenzene	ug/L	ND	5000	5000	5070	5120	101	102	60-140	1	30	
Bromochloromethane	ug/L	ND	5000	5000	6780	6150	136	123	60-140	10	30	
Bromodichloromethane	ug/L	ND	5000	5000	5310	5290	106	106	60-140	0	30	
Bromoform	ug/L	ND	5000	5000	4720	4400	94	88	60-140	7	30	
Bromomethane	ug/L	ND	5000	5000	5690	5610	114	112	60-140	1	30	
Carbon tetrachloride	ug/L	ND	5000	5000	6130	5860	123	117	60-140	5	30	
Chlorobenzene	ug/L	ND	5000	5000	4950	5120	99	102	60-140	3	30	
Chloroethane	ug/L	ND	5000	5000	6680	6070	134	121	60-140	10	30	
Chloroform	ug/L	ND	5000	5000	6220	5720	124	114	60-140	8	30	
Chloromethane	ug/L	ND	5000	5000	5550	5660	111	113	60-140	2	30	
cis-1,2-Dichloroethene	ug/L	ND	5000	5000	6720	5610	134	112	60-140	18	30	
cis-1,3-Dichloropropene	ug/L	ND	5000	5000	5270	5570	105	111	60-140	6	30	
Dibromochloromethane	ug/L	ND	5000	5000	4410	4520	88	90	60-140	2	30	
Dibromomethane	ug/L	ND	5000	5000	5970	5960	119	119	60-140	0	30	

Results presented on this page are in the units indicated by the "Units" column except where an alternate unit is presented to the right of the result.

REPORT OF LABORATORY ANALYSIS

This report shall not be reproduced, except in full,
without the written consent of Pace Analytical Services, LLC.

Pace Analytical Services, LLC
9800 Kincey Ave. Suite 100
Huntersville, NC 28078
(704)875-9092

QUALITY CONTROL DATA

Project: 2020-LI-2448
Pace Project No.: 92591982

MATRIX SPIKE & MATRIX SPIKE DUPLICATE: 3574055 3574056

Parameter	Units	92591976003 Result	MS Spike Conc.	MSD Spike Conc.	MS Result	MSD Result	MS % Rec	MSD % Rec	% Rec Limits	RPD	Max RPD	Qual
Dichlorodifluoromethane	ug/L	ND	5000	5000	5220	4930	104	99	60-140	6	30	
Diisopropyl ether	ug/L	1980	5000	5000	9700	7240	154	105	60-140	29	30	M1
Ethanol	ug/L	ND	200000	200000	262000	228000	131	114	60-140	14	30	
Ethylbenzene	ug/L	1730	5000	5000	6870	7010	103	106	60-140	2	30	
Hexachloro-1,3-butadiene	ug/L	ND	5000	5000	4690	4280	94	86	60-140	9	30	
Isopropylbenzene (Cumene)	ug/L	ND	5000	5000	5270	5350	105	106	60-140	1	30	
m&p-Xylene	ug/L	6470	10000	10000	17300	17000	108	105	60-140	2	30	
Methyl-tert-butyl ether	ug/L	626	5000	5000	8210	6580	152	119	60-140	22	30	M1
Methylene Chloride	ug/L	ND	5000	5000	7500	5730	150	115	60-140	27	30	M1
n-Butylbenzene	ug/L	ND	5000	5000	4260	4610	85	92	60-140	8	30	
n-Propylbenzene	ug/L	127	5000	5000	4810	5060	94	99	60-140	5	30	
Naphthalene	ug/L	242J	5000	5000	4370	4050	83	76	60-140	8	30	
o-Xylene	ug/L	3300	5000	5000	8550	8540	105	105	60-140	0	30	
sec-Butylbenzene	ug/L	ND	5000	5000	4990	4960	100	99	60-140	1	30	
Styrene	ug/L	ND	5000	5000	5370	5110	107	102	60-140	5	30	
tert-Butylbenzene	ug/L	ND	5000	5000	3780	4070	76	81	60-140	8	30	
Tetrachloroethene	ug/L	ND	5000	5000	5070	4740	101	95	60-140	7	30	
Toluene	ug/L	29000	5000	5000	32900	33100	77	82	60-140	1	30	
trans-1,2-Dichloroethene	ug/L	ND	5000	5000	7320	5760	146	115	60-140	24	30	M1
trans-1,3-Dichloropropene	ug/L	ND	5000	5000	4970	5200	99	104	60-140	5	30	
Trichloroethene	ug/L	ND	5000	5000	6190	6030	124	121	60-140	3	30	
Trichlorofluoromethane	ug/L	ND	5000	5000	6480	5910	130	118	60-140	9	30	
Vinyl chloride	ug/L	ND	5000	5000	6620	6100	132	122	60-140	8	30	
1,2-Dichloroethane-d4 (S)	%						97	95	70-130			
4-Bromofluorobenzene (S)	%						105	100	70-130			
Toluene-d8 (S)	%						96	97	70-130			

Results presented on this page are in the units indicated by the "Units" column except where an alternate unit is presented to the right of the result.

This report shall not be reproduced, except in full,
without the written consent of Pace Analytical Services, LLC.

Pace Analytical Services, LLC
9800 Kincey Ave. Suite 100
Huntersville, NC 28078
(704)875-9092

QUALIFIERS

Project: 2020-LI-2448
Pace Project No.: 92591982

DEFINITIONS

DF - Dilution Factor, if reported, represents the factor applied to the reported data due to dilution of the sample aliquot.

ND - Not Detected at or above adjusted reporting limit.

TNTC - Too Numerous To Count

J - Estimated concentration above the adjusted method detection limit and below the adjusted reporting limit.

MDL - Adjusted Method Detection Limit.

PQL - Practical Quantitation Limit.

RL - Reporting Limit - The lowest concentration value that meets project requirements for quantitative data with known precision and bias for a specific analyte in a specific matrix.

S - Surrogate

1,2-Diphenylhydrazine decomposes to and cannot be separated from Azobenzene using Method 8270. The result for each analyte is a combined concentration.

Consistent with EPA guidelines, unrounded data are displayed and have been used to calculate % recovery and RPD values.

LCS(D) - Laboratory Control Sample (Duplicate)

MS(D) - Matrix Spike (Duplicate)

DUP - Sample Duplicate

RPD - Relative Percent Difference

NC - Not Calculable.

SG - Silica Gel - Clean-Up

U - Indicates the compound was analyzed for, but not detected.

Acid preservation may not be appropriate for 2 Chloroethylvinyl ether.

A separate vial preserved to a pH of 4-5 is recommended in SW846 Chapter 4 for the analysis of Acrolein and Acrylonitrile by EPA Method 8260.

N-Nitrosodiphenylamine decomposes and cannot be separated from Diphenylamine using Method 8270. The result reported for each analyte is a combined concentration.

Reported results are not rounded until the final step prior to reporting. Therefore, calculated parameters that are typically reported as "Total" may vary slightly from the sum of the reported component parameters.

Pace Analytical is TNI accredited. Contact your Pace PM for the current list of accredited analytes.

TNI - The NELAC Institute.

ANALYTE QUALIFIERS

M1	Matrix spike recovery exceeded QC limits. Batch accepted based on laboratory control sample (LCS) recovery.
N2	The lab does not hold NELAC/TNI accreditation for this parameter but other accreditations/certifications may apply. A complete list of accreditations/certifications is available upon request.
S3	Surrogate recovery exceeded laboratory control limits. Analyte presence below reporting limits in associated sample.

This report shall not be reproduced, except in full,
without the written consent of Pace Analytical Services, LLC.

Pace Analytical Services, LLC
9800 Kincey Ave. Suite 100
Huntersville, NC 28078
(704)875-9092

QUALITY CONTROL DATA CROSS REFERENCE TABLE

Project: 2020-LI-2448
Pace Project No.: 92591982

Lab ID	Sample ID	QC Batch Method	QC Batch	Analytical Method	Analytical Batch
92591982001	**13800_HC_RD**	MADEP VPH	683631		
92591982001	**13800_HC_RD**	EPA 3010A	683543	EPA 6010D	684304
92591982001	**13800_HC_RD**	SM 6200B	683274		

This report shall not be reproduced, except in full,
without the written consent of Pace Analytical Services, LLC.

Pace Analytical

CHAIN-OF-CUSTODY Analytical Request Document

Chain-of-Custody is a LEGAL DOCUMENT - Complete all relevent fields

LAB USE ONLY- Affix W

WO# : 92591982

92591982

ALL SH

Company: Apex companies

Address:

Billing Information:

Report To: Andrew Street

Email To: andrew.street@apexcos.com

Copy To:

Site Collection Info/Address:

Customer Project Name/Number: 2020-LI-2448

State: NC County/City: Huntersville Time Zone Collected: [ ] PT [ ] MT [ ] CT [ ] ET

Phone:

Email:

Site/Facility ID #:

Compliance Monitoring? [ ] Yes [ ] No

Collected By (print): Roger Cantley

Collected By (signature):

Purchase Order #:

Quote #:

DW PWS ID #:

DW Location Code:

Turnaround Date Required: ASAP

Immediately Packed on Ice: [✓] Yes [ ] No

Sample Disposal: [✓] Dispose as appropriate [ ] Return [ ] Archive: [ ] Hold:

Rush: [ ] Same Day [ ] Next Day [ ] 2 Day [ ] 3 Day [ ] 4 Day [ ] 5 Day (Expedite Charges Apply)

Field Filtered (if applicable): [ ] Yes [ ] No

Analysis:

** Preservative Types: (1) nitric acid, (2) sulfuric acid, (3) hydrochloric acid, (4) sodium hydroxide, (5) zinc acetate, (6) methanol, (7) sodium bisulfate, (8) sodium thiosulfate, (9) hexane, (A) ascorbic acid, (B) ammonium sulfate, (C) ammonium hydroxide, (D) TSP, (U) Unpreserved, (O) Other

Container Preservative

Analyses

* Matrix Codes (Insert in Matrix box below): Drinking Water (DW), Ground Water (GW), Wastewater (WW), Product (P), Soil/Solid (SL), Oil (OL), Wipe (WP), Air (AR), Tissue (TS), Bioassay (B), Vapor (V), Other (OT)

Customer Sample ID	Matrix *	Comp / Grab	Collected (or Composite Start) Date	Collected (or Composite Start) Time	Composite End Date	Composite End Time	Res Cl	# of Ctns	VOCs 6200B	MADEP VPH	Lead
13800_HC_RD	DW	G	3/8/22					8	x	x	x

Lab Profile/Line:

Lab Sample Receipt Checklist:

Custody Seals Present/Intact	Y	N	NA
Custody Signatures Present	Y	N	NA
Collector Signature Present	Y	N	NA
Bottles Intact	Y	N	NA
Correct Bottles	Y	N	NA
Sufficient Volume	Y	N	NA
Samples Received on Ice	Y	N	NA
VOA - Headspace Acceptable	Y	N	NA
USDA Regulated Soils	Y	N	NA
Samples in Holding Time	Y	N	NA
Residual Chlorine Present	Y	N	NA
Cl Strips:			
Sample pH Acceptable	Y	N	NA
pH Strips: 223519AV			
Sulfide Present	Y	N	NA
Lead Acetate Strips:			

LAB USE ONLY:
Lab Sample # / Comments:
92591982
001

Customer Remarks / Special Conditions / Possible Hazards:

Type of Ice Used: Wet Blue Dry None

Packing Material Used: bubble bags

Radchem sample(s) screened (<500 cpm): Y N NA

SHORT HOLDS PRESENT (<72 hours): Y N N/A

Lab Tracking #: 2683866

Samples received via: FEDEX UPS Client Courier Pace Courier

Lab Sample Temperature Info:
Temp Blank Received: Y N NA
Therm ID#: 92T0644
Cooler 1 Temp Upon Receipt: 2.1 oC
Cooler 1 Therm Corr. Factor: 0 oC
Cooler 1 Corrected Temp: 2.1 oC
Comments:

Relinquished by/Company: (Signature)	Date/Time:	Received by/Company: (Signature)	Date/Time:
Apex	3/8/22 / 12:46	Pace HVL	3/8/22 1245
Relinquished by/Company: (Signature)	Date/Time:	Received by/Company: (Signature)	Date/Time:
Relinquished by/Company: (Signature)	Date/Time:	Received by/Company: (Signature)	Date/Time:

MTJL LAB USE ONLY
Table #:
Acctnum:
Template:
Prelogin:
PM:
PB:

Trip Blank Received: Y N NA
HCL MeOH TSP Other

Non Conformance(s): YES / NO

Page: 1 of: 1

***Check mark top half of box if pH and/or dechlorination is verified and within the acceptance range for preservation samples.**

Exceptions: VOA, Coliform, TOC, Oil and Grease, DRO/8015 (water) DOC, LLHg

****Bottom half of box is to list number of bottles**

Project # WO#: 92591982

PM: AMB Due Date: 03/15/22

CLIENT: 92-APEX MOOR

Item#	BP4U-125 mL Plastic Unpreserved (N/A) (Cl-)	BP3U-250 mL Plastic Unpreserved (N/A)	BP2U-500 mL Plastic Unpreserved (N/A)	BP1U-1 liter Plastic Unpreserved (N/A)	BP4S-125 mL Plastic H2SO4 (pH < 2) (Cl-)	BP3N-250 mL plastic HNO3 (pH < 2)	BP4Z-125 mL Plastic ZN Acetate & NaOH (>9)	BP4B-125 mL Plastic NaOH (pH > 12) (Cl-)	WGFU-Wide-mouthed Glass Jar Unpreserved	AG1U-1 liter Amber Unpreserved (N/A) (Cl-)	AG1H-1 liter Amber HCl (pH < 2)	AG3U-250 mL Amber Unpreserved (N/A) (Cl-)	AG1S-1 liter Amber H2SO4 (pH < 2)	AG3S-250 mL Amber H2SO4 (pH < 2)	AG3A(DG3A)-250 mL Amber NH4Cl (N/A)(Cl-)	DG9H-40 mL VOA HCl (N/A)	VG9T-40 mL VOA Na2S2O3 (N/A)	VG9U-40 mL VOA Unpreserved (N/A)	DG9P-40 mL VOA H3PO4 (N/A)	VOAK (3 vials per kit)-5035 kit (N/A)	V/GK (3 vials per kit)-VPH/Gas kit (N/A)	SP5T-125 mL Sterile Plastic (N/A – lab)	SP2T-250 mL Sterile Plastic (N/A – lab)		BP3A-250 mL Plastic (NH2)2SO4 (9.3-9.7)	AG0U-100 mL Amber Unpreserved vials (N/A)	VSGU-20 mL Scintillation vials (N/A)	DG9U-40 mL Amber Unpreserved vials (N/A)
1						✓										6 7												
2																												
3																												
4																												
5																												
6																												
7																												
8																												
9																												
10																												
11																												
12																												

pH Adjustment Log for Preserved Samples

Sample ID	Type of Preservative	pH upon receipt	Date preservation adjusted	Time preservation adjusted	Amount of Preservative added	Lot #

Note: Whenever there is a discrepancy affecting North Carolina compliance samples, a copy of this form will be sent to the North Carolina DENR Certification Office (i.e. Out of hold, incorrect preservative, out of temp, incorrect containers.

Pace Analytical Services, LLC
9800 Kincey Ave. Suite 100
Huntersville, NC 28078
(704)875-9092

March 23, 2022

Andrew Street
Apex Companies - NC
5900 Northwoods Business Pkwy
Suite 5900-0
Charlotte, NC 28269

RE: Project: 2020-LI-2448
Pace Project No.: 92591983

Dear Andrew Street:

Enclosed are the analytical results for sample(s) received by the laboratory on March 08, 2022. The results relate only to the samples included in this report. Results reported herein conform to the applicable TNI/NELAC Standards and the laboratory's Quality Manual, where applicable, unless otherwise noted in the body of the report.

The test results provided in this final report were generated by each of the following laboratories within the Pace Network:

- Pace Analytical Services - Asheville
- Pace Analytical Services - Charlotte

If you have any questions concerning this report, please feel free to contact me.

Sincerely,

Angela M. Baioni

Angela Baioni
angela.baioni@pacelabs.com
(704)875-9092
Project Manager

Enclosures

cc: J Culbreath, Colonial Pipeline Company
Naomi Fretz, APEX Companies, LLC
Robert Hughes, Colonial Pipeline
Jamie Moran, APEX Companies, LLC
Jeff Morrison, Colonial Pipeline Company
Tom Naumann, APEX Companies - NC
Joe Nicolette, Montrose-EPS
Kaitlyn Nootens, Apex Companies
Christopher Schultz, Apex Companies
Matt Teixeira, Apex Companies, LLC
Michael Verdon, Colonial Pipeline Company
JM Wyatt, Colonial Pipeline Company

REPORT OF LABORATORY ANALYSIS

This report shall not be reproduced, except in full,
without the written consent of Pace Analytical Services, LLC.

Pace Analytical Services, LLC
9800 Kincey Ave. Suite 100
Huntersville, NC 28078
(704)875-9092

CERTIFICATIONS

Project: 2020-LI-2448
Pace Project No.: 92591983

Pace Analytical Services Charlotte

South Carolina Laboratory ID: 99006
9800 Kincey Ave. Ste 100, Huntersville, NC 28078
North Carolina Drinking Water Certification #: 37706
North Carolina Field Services Certification #: 5342
North Carolina Wastewater Certification #: 12
South Carolina Laboratory ID: 99006
South Carolina Certification #: 99006001
South Carolina Drinking Water Cert. #: 99006003
Florida/NELAP Certification #: E87627
Kentucky UST Certification #: 84
Louisiana DoH Drinking Water #: LA029
Virginia/VELAP Certification #: 460221

Pace Analytical Services Asheville

2225 Riverside Drive, Asheville, NC 28804
Florida/NELAP Certification #: E87648
North Carolina Drinking Water Certification #: 37712
North Carolina Wastewater Certification #: 40
South Carolina Laboratory ID: 99030
South Carolina Certification #: 99030001
Virginia/VELAP Certification #: 460222

This report shall not be reproduced, except in full,
without the written consent of Pace Analytical Services, LLC.

Pace Analytical Services, LLC
9800 Kincey Ave. Suite 100
Huntersville, NC 28078
(704)875-9092

SAMPLE SUMMARY

Project: 2020-LI-2448
Pace Project No.: 92591983

Lab ID	Sample ID	Matrix	Date Collected	Date Received
92591983001	**14226_HC_RD**	Water	03/08/22 00:00	03/08/22 12:46

REPORT OF LABORATORY ANALYSIS

This report shall not be reproduced, except in full,
without the written consent of Pace Analytical Services, LLC.

Pace Analytical Services, LLC
9800 Kincey Ave. Suite 100
Huntersville, NC 28078
(704)875-9092

SAMPLE ANALYTE COUNT

Project: 2020-LI-2448
Pace Project No.: 92591983

Lab ID	Sample ID	Method	Analysts	Analytes Reported	Laboratory
92591983001	**14226_HC_RD**	MADEP VPH	MAD	6	PASI-C
		EPA 6010D	CBV	1	PASI-A
		SM 6200B	SAS	64	PASI-C

PASI-A = Pace Analytical Services - Asheville
PASI-C = Pace Analytical Services - Charlotte

This report shall not be reproduced, except in full,
without the written consent of Pace Analytical Services, LLC.

Pace Analytical Services, LLC
9800 Kincey Ave. Suite 100
Huntersville, NC 28078
(704)875-9092

ANALYTICAL RESULTS

Project: 2020-LI-2448
Pace Project No.: 92591983

Sample: 14226_HC_RD **Lab ID: 92591983001** Collected: 03/08/22 00:00 Received: 03/08/22 12:46 Matrix: Water

Parameters	Results	Units	Report Limit	MDL	DF	Prepared	Analyzed	CAS No.	Qual
VPH NC Water	Analytical Method: MADEP VPH								
	Pace Analytical Services - Charlotte								
Total VPH (C5-C12)	ND	ug/L	50.0	50.0	1		03/10/22 18:33		N2
Aliphatic (C05-C08)	ND	ug/L	50.0	50.0	1		03/10/22 18:33		N2
Aliphatic(C09-C12) Adjusted	ND	ug/L	50.0	50.0	1		03/10/22 18:33		N2
Aromatic (C09-C10)	ND	ug/L	50.0	50.0	1		03/10/22 18:33		N2
Surrogates									
4-Bromofluorobenzene (FID) (S)	100	%	70-130		1		03/10/22 18:33	460-00-4	
4-Bromofluorobenzene (PID) (S)	84	%	70-130		1		03/10/22 18:33	460-00-4	
6010 MET ICP	Analytical Method: EPA 6010D Preparation Method: EPA 3010A								
	Pace Analytical Services - Asheville								
Lead	ND	ug/L	5.0	4.5	1	03/16/22 11:50	03/18/22 05:50	7439-92-1	
6200B MSV	Analytical Method: SM 6200B								
	Pace Analytical Services - Charlotte								
Benzene	ND	ug/L	0.50	0.34	1		03/10/22 14:24	71-43-2	
Bromobenzene	ND	ug/L	0.50	0.29	1		03/10/22 14:24	108-86-1	
Bromochloromethane	ND	ug/L	0.50	0.47	1		03/10/22 14:24	74-97-5	
Bromodichloromethane	ND	ug/L	0.50	0.31	1		03/10/22 14:24	75-27-4	
Bromoform	ND	ug/L	0.50	0.34	1		03/10/22 14:24	75-25-2	
Bromomethane	ND	ug/L	5.0	1.7	1		03/10/22 14:24	74-83-9	
n-Butylbenzene	ND	ug/L	0.50	0.49	1		03/10/22 14:24	104-51-8	
sec-Butylbenzene	ND	ug/L	0.50	0.40	1		03/10/22 14:24	135-98-8	
tert-Butylbenzene	ND	ug/L	0.50	0.32	1		03/10/22 14:24	98-06-6	
Carbon tetrachloride	ND	ug/L	0.50	0.33	1		03/10/22 14:24	56-23-5	
Chlorobenzene	ND	ug/L	0.50	0.28	1		03/10/22 14:24	108-90-7	
Chloroethane	ND	ug/L	1.0	0.65	1		03/10/22 14:24	75-00-3	
Chloroform	ND	ug/L	0.50	0.35	1		03/10/22 14:24	67-66-3	
Chloromethane	ND	ug/L	1.0	0.54	1		03/10/22 14:24	74-87-3	
2-Chlorotoluene	ND	ug/L	0.50	0.32	1		03/10/22 14:24	95-49-8	
4-Chlorotoluene	ND	ug/L	0.50	0.32	1		03/10/22 14:24	106-43-4	
1,2-Dibromo-3-chloropropane	ND	ug/L	1.0	0.34	1		03/10/22 14:24	96-12-8	
Dibromochloromethane	ND	ug/L	0.50	0.36	1		03/10/22 14:24	124-48-1	
1,2-Dibromoethane (EDB)	ND	ug/L	0.50	0.27	1		03/10/22 14:24	106-93-4	
Dibromomethane	ND	ug/L	0.50	0.39	1		03/10/22 14:24	74-95-3	
1,2-Dichlorobenzene	ND	ug/L	0.50	0.34	1		03/10/22 14:24	95-50-1	
1,3-Dichlorobenzene	ND	ug/L	0.50	0.34	1		03/10/22 14:24	541-73-1	
1,4-Dichlorobenzene	ND	ug/L	0.50	0.33	1		03/10/22 14:24	106-46-7	
Dichlorodifluoromethane	ND	ug/L	0.50	0.35	1		03/10/22 14:24	75-71-8	
1,1-Dichloroethane	ND	ug/L	0.50	0.37	1		03/10/22 14:24	75-34-3	
1,2-Dichloroethane	ND	ug/L	0.50	0.32	1		03/10/22 14:24	107-06-2	
1,1-Dichloroethene	ND	ug/L	0.50	0.35	1		03/10/22 14:24	75-35-4	
cis-1,2-Dichloroethene	ND	ug/L	0.50	0.38	1		03/10/22 14:24	156-59-2	
trans-1,2-Dichloroethene	ND	ug/L	0.50	0.40	1		03/10/22 14:24	156-60-5	
1,2-Dichloropropane	ND	ug/L	0.50	0.36	1		03/10/22 14:24	78-87-5	
1,3-Dichloropropane	ND	ug/L	0.50	0.28	1		03/10/22 14:24	142-28-9	

This report shall not be reproduced, except in full,
without the written consent of Pace Analytical Services, LLC.

Pace Analytical Services, LLC
9800 Kincey Ave. Suite 100
Huntersville, NC 28078
(704)875-9092

ANALYTICAL RESULTS

Project: 2020-LI-2448
Pace Project No.: 92591983

Sample: 14226_HC_RD **Lab ID: 92591983001** Collected: 03/08/22 00:00 Received: 03/08/22 12:46 Matrix: Water

Parameters	Results	Units	Report Limit	MDL	DF	Prepared	Analyzed	CAS No.	Qual
6200B MSV	Analytical Method: SM 6200B								
	Pace Analytical Services - Charlotte								
2,2-Dichloropropane	ND	ug/L	0.50	0.39	1		03/10/22 14:24	594-20-7	
1,1-Dichloropropene	ND	ug/L	0.50	0.43	1		03/10/22 14:24	563-58-6	
cis-1,3-Dichloropropene	ND	ug/L	0.50	0.36	1		03/10/22 14:24	10061-01-5	
trans-1,3-Dichloropropene	ND	ug/L	0.50	0.36	1		03/10/22 14:24	10061-02-6	
Diisopropyl ether	ND	ug/L	0.50	0.31	1		03/10/22 14:24	108-20-3	
Ethanol	ND	ug/L	200	72.2	1		03/10/22 14:24	64-17-5	
Ethylbenzene	ND	ug/L	0.50	0.30	1		03/10/22 14:24	100-41-4	
Hexachloro-1,3-butadiene	ND	ug/L	2.0	1.5	1		03/10/22 14:24	87-68-3	
Isopropylbenzene (Cumene)	ND	ug/L	0.50	0.33	1		03/10/22 14:24	98-82-8	
Methylene Chloride	ND	ug/L	2.0	2.0	1		03/10/22 14:24	75-09-2	
Methyl-tert-butyl ether	ND	ug/L	0.50	0.42	1		03/10/22 14:24	1634-04-4	
Naphthalene	ND	ug/L	2.0	0.64	1		03/10/22 14:24	91-20-3	
n-Propylbenzene	ND	ug/L	0.50	0.34	1		03/10/22 14:24	103-65-1	
Styrene	ND	ug/L	0.50	0.29	1		03/10/22 14:24	100-42-5	
1,1,1,2-Tetrachloroethane	ND	ug/L	0.50	0.31	1		03/10/22 14:24	630-20-6	
1,1,2,2-Tetrachloroethane	ND	ug/L	0.50	0.22	1		03/10/22 14:24	79-34-5	
Tetrachloroethene	ND	ug/L	0.50	0.29	1		03/10/22 14:24	127-18-4	
Toluene	ND	ug/L	0.50	0.48	1		03/10/22 14:24	108-88-3	
1,2,3-Trichlorobenzene	ND	ug/L	2.0	0.81	1		03/10/22 14:24	87-61-6	
1,2,4-Trichlorobenzene	ND	ug/L	2.0	0.64	1		03/10/22 14:24	120-82-1	
1,1,1-Trichloroethane	ND	ug/L	0.50	0.33	1		03/10/22 14:24	71-55-6	
1,1,2-Trichloroethane	ND	ug/L	0.50	0.32	1		03/10/22 14:24	79-00-5	
Trichloroethene	ND	ug/L	0.50	0.38	1		03/10/22 14:24	79-01-6	
Trichlorofluoromethane	ND	ug/L	1.0	0.30	1		03/10/22 14:24	75-69-4	
1,2,3-Trichloropropane	ND	ug/L	0.50	0.26	1		03/10/22 14:24	96-18-4	
1,2,4-Trimethylbenzene	ND	ug/L	0.50	0.50	1		03/10/22 14:24	95-63-6	
1,3,5-Trimethylbenzene	ND	ug/L	0.50	0.33	1		03/10/22 14:24	108-67-8	
Vinyl chloride	ND	ug/L	1.0	0.39	1		03/10/22 14:24	75-01-4	
m&p-Xylene	ND	ug/L	1.0	0.71	1		03/10/22 14:24	179601-23-1	
o-Xylene	ND	ug/L	0.50	0.34	1		03/10/22 14:24	95-47-6	
Surrogates									
1,2-Dichloroethane-d4 (S)	91	%	70-130		1		03/10/22 14:24	17060-07-0	
4-Bromofluorobenzene (S)	123	%	70-130		1		03/10/22 14:24	460-00-4	
Toluene-d8 (S)	103	%	70-130		1		03/10/22 14:24	2037-26-5	

This report shall not be reproduced, except in full,
without the written consent of Pace Analytical Services, LLC.

Pace Analytical Services, LLC
9800 Kincey Ave. Suite 100
Huntersville, NC 28078
(704)875-9092

QUALITY CONTROL DATA

Project: 2020-LI-2448
Pace Project No.: 92591983

QC Batch: 683942
QC Batch Method: MADEP VPH
Analysis Method: MADEP VPH
Analysis Description: VPH NC Water
Laboratory: Pace Analytical Services - Charlotte
Associated Lab Samples: 92591983001

METHOD BLANK: 3577304
Matrix: Water
Associated Lab Samples: 92591983001

Parameter	Units	Blank Result	Reporting Limit	MDL	Analyzed	Qualifiers
Aliphatic (C05-C08)	ug/L	ND	50.0	50.0	03/10/22 15:10	N2
Aromatic (C09-C10)	ug/L	ND	50.0	50.0	03/10/22 15:10	N2
4-Bromofluorobenzene (FID) (S)	%	100	70-130		03/10/22 15:10	
4-Bromofluorobenzene (PID) (S)	%	84	70-130		03/10/22 15:10	

LABORATORY CONTROL SAMPLE & LCSD: 3577305 3577306

Parameter	Units	Spike Conc.	LCS Result	LCSD Result	LCS % Rec	LCSD % Rec	% Rec Limits	RPD	Max RPD	Qualifiers
Aliphatic (C05-C08)	ug/L	300	233	225	78	75	70-130	4	25	N2
Aromatic (C09-C10)	ug/L	100	97.2	91.0	97	91	70-130	7	25	N2
4-Bromofluorobenzene (FID) (S)	%				101	104	70-130			
4-Bromofluorobenzene (PID) (S)	%				85	88	70-130			

Results presented on this page are in the units indicated by the "Units" column except where an alternate unit is presented to the right of the result.

This report shall not be reproduced, except in full,
without the written consent of Pace Analytical Services, LLC.

Pace Analytical Services, LLC
9800 Kincey Ave. Suite 100
Huntersville, NC 28078
(704)875-9092

QUALITY CONTROL DATA

Project: 2020-LI-2448
Pace Project No.: 92591983

QC Batch: 685059
QC Batch Method: EPA 3010A
Analysis Method: EPA 6010D
Analysis Description: 6010 MET
Laboratory: Pace Analytical Services - Asheville
Associated Lab Samples: 92591983001

METHOD BLANK: 3582209
Matrix: Water
Associated Lab Samples: 92591983001

Parameter	Units	Blank Result	Reporting Limit	MDL	Analyzed	Qualifiers
Lead	ug/L	ND	5.0	4.5	03/18/22 04:51	

LABORATORY CONTROL SAMPLE: 3582210

Parameter	Units	Spike Conc.	LCS Result	LCS % Rec	% Rec Limits	Qualifiers
Lead	ug/L	500	471	94	80-120	

MATRIX SPIKE & MATRIX SPIKE DUPLICATE: 3582211 3582212

Parameter	Units	92591058006 Result	MS Spike Conc.	MSD Spike Conc.	MS Result	MSD Result	MS % Rec	MSD % Rec	% Rec Limits	RPD	Max RPD	Qual
Lead	ug/L	ND	500	500	463	471	92	94	75-125	2	20	

Results presented on this page are in the units indicated by the "Units" column except where an alternate unit is presented to the right of the result.

REPORT OF LABORATORY ANALYSIS

This report shall not be reproduced, except in full,
without the written consent of Pace Analytical Services, LLC.

Pace Analytical Services, LLC
9800 Kincey Ave. Suite 100
Huntersville, NC 28078
(704)875-9092

QUALITY CONTROL DATA

Project: 2020-LI-2448
Pace Project No.: 92591983

QC Batch: 683798
QC Batch Method: SM 6200B
Analysis Method: SM 6200B
Analysis Description: 6200B MSV
Laboratory: Pace Analytical Services - Charlotte
Associated Lab Samples: 92591983001

METHOD BLANK: 3576280
Matrix: Water
Associated Lab Samples: 92591983001

Parameter	Units	Blank Result	Reporting Limit	MDL	Analyzed	Qualifiers
1,1,1,2-Tetrachloroethane	ug/L	ND	0.50	0.31	03/10/22 11:43	
1,1,1-Trichloroethane	ug/L	ND	0.50	0.33	03/10/22 11:43	
1,1,2,2-Tetrachloroethane	ug/L	ND	0.50	0.22	03/10/22 11:43	
1,1,2-Trichloroethane	ug/L	ND	0.50	0.32	03/10/22 11:43	
1,1-Dichloroethane	ug/L	ND	0.50	0.37	03/10/22 11:43	
1,1-Dichloroethene	ug/L	ND	0.50	0.35	03/10/22 11:43	
1,1-Dichloropropene	ug/L	ND	0.50	0.43	03/10/22 11:43	
1,2,3-Trichlorobenzene	ug/L	ND	2.0	0.81	03/10/22 11:43	
1,2,3-Trichloropropane	ug/L	ND	0.50	0.26	03/10/22 11:43	
1,2,4-Trichlorobenzene	ug/L	ND	2.0	0.64	03/10/22 11:43	
1,2,4-Trimethylbenzene	ug/L	ND	0.50	0.50	03/10/22 11:43	
1,2-Dibromo-3-chloropropane	ug/L	ND	1.0	0.34	03/10/22 11:43	
1,2-Dibromoethane (EDB)	ug/L	ND	0.50	0.27	03/10/22 11:43	
1,2-Dichlorobenzene	ug/L	ND	0.50	0.34	03/10/22 11:43	
1,2-Dichloroethane	ug/L	ND	0.50	0.32	03/10/22 11:43	
1,2-Dichloropropane	ug/L	ND	0.50	0.36	03/10/22 11:43	
1,3,5-Trimethylbenzene	ug/L	ND	0.50	0.33	03/10/22 11:43	
1,3-Dichlorobenzene	ug/L	ND	0.50	0.34	03/10/22 11:43	
1,3-Dichloropropane	ug/L	ND	0.50	0.28	03/10/22 11:43	
1,4-Dichlorobenzene	ug/L	ND	0.50	0.33	03/10/22 11:43	
2,2-Dichloropropane	ug/L	ND	0.50	0.39	03/10/22 11:43	
2-Chlorotoluene	ug/L	ND	0.50	0.32	03/10/22 11:43	
4-Chlorotoluene	ug/L	ND	0.50	0.32	03/10/22 11:43	
Benzene	ug/L	ND	0.50	0.34	03/10/22 11:43	
Bromobenzene	ug/L	ND	0.50	0.29	03/10/22 11:43	
Bromochloromethane	ug/L	ND	0.50	0.47	03/10/22 11:43	
Bromodichloromethane	ug/L	ND	0.50	0.31	03/10/22 11:43	
Bromoform	ug/L	ND	0.50	0.34	03/10/22 11:43	
Bromomethane	ug/L	ND	5.0	1.7	03/10/22 11:43	
Carbon tetrachloride	ug/L	ND	0.50	0.33	03/10/22 11:43	
Chlorobenzene	ug/L	ND	0.50	0.28	03/10/22 11:43	
Chloroethane	ug/L	ND	1.0	0.65	03/10/22 11:43	
Chloroform	ug/L	ND	0.50	0.35	03/10/22 11:43	
Chloromethane	ug/L	ND	1.0	0.54	03/10/22 11:43	
cis-1,2-Dichloroethene	ug/L	ND	0.50	0.38	03/10/22 11:43	
cis-1,3-Dichloropropene	ug/L	ND	0.50	0.36	03/10/22 11:43	
Dibromochloromethane	ug/L	ND	0.50	0.36	03/10/22 11:43	
Dibromomethane	ug/L	ND	0.50	0.39	03/10/22 11:43	
Dichlorodifluoromethane	ug/L	ND	0.50	0.35	03/10/22 11:43	
Diisopropyl ether	ug/L	ND	0.50	0.31	03/10/22 11:43	

Results presented on this page are in the units indicated by the "Units" column except where an alternate unit is presented to the right of the result.

This report shall not be reproduced, except in full,
without the written consent of Pace Analytical Services, LLC.

Pace Analytical Services, LLC
9800 Kincey Ave. Suite 100
Huntersville, NC 28078
(704)875-9092

QUALITY CONTROL DATA

Project: 2020-LI-2448
Pace Project No.: 92591983

METHOD BLANK: 3576280 Matrix: Water
Associated Lab Samples: 92591983001

Parameter	Units	Blank Result	Reporting Limit	MDL	Analyzed	Qualifiers
Ethanol	ug/L	ND	200	72.2	03/10/22 11:43	
Ethylbenzene	ug/L	ND	0.50	0.30	03/10/22 11:43	
Hexachloro-1,3-butadiene	ug/L	ND	2.0	1.5	03/10/22 11:43	
Isopropylbenzene (Cumene)	ug/L	ND	0.50	0.33	03/10/22 11:43	
m&p-Xylene	ug/L	ND	1.0	0.71	03/10/22 11:43	
Methyl-tert-butyl ether	ug/L	ND	0.50	0.42	03/10/22 11:43	
Methylene Chloride	ug/L	ND	2.0	2.0	03/10/22 11:43	
n-Butylbenzene	ug/L	ND	0.50	0.49	03/10/22 11:43	
n-Propylbenzene	ug/L	ND	0.50	0.34	03/10/22 11:43	
Naphthalene	ug/L	ND	2.0	0.64	03/10/22 11:43	
o-Xylene	ug/L	ND	0.50	0.34	03/10/22 11:43	
sec-Butylbenzene	ug/L	ND	0.50	0.40	03/10/22 11:43	
Styrene	ug/L	ND	0.50	0.29	03/10/22 11:43	
tert-Butylbenzene	ug/L	ND	0.50	0.32	03/10/22 11:43	
Tetrachloroethene	ug/L	ND	0.50	0.29	03/10/22 11:43	
Toluene	ug/L	ND	0.50	0.48	03/10/22 11:43	
trans-1,2-Dichloroethene	ug/L	ND	0.50	0.40	03/10/22 11:43	
trans-1,3-Dichloropropene	ug/L	ND	0.50	0.36	03/10/22 11:43	
Trichloroethene	ug/L	ND	0.50	0.38	03/10/22 11:43	
Trichlorofluoromethane	ug/L	ND	1.0	0.30	03/10/22 11:43	
Vinyl chloride	ug/L	ND	1.0	0.39	03/10/22 11:43	
1,2-Dichloroethane-d4 (S)	%	99	70-130		03/10/22 11:43	
4-Bromofluorobenzene (S)	%	96	70-130		03/10/22 11:43	
Toluene-d8 (S)	%	106	70-130		03/10/22 11:43	

LABORATORY CONTROL SAMPLE: 3576281

Parameter	Units	Spike Conc.	LCS Result	LCS % Rec	% Rec Limits	Qualifiers
1,1,1,2-Tetrachloroethane	ug/L	50	47.4	95	60-140	
1,1,1-Trichloroethane	ug/L	50	57.4	115	60-140	
1,1,2,2-Tetrachloroethane	ug/L	50	45.4	91	60-140	
1,1,2-Trichloroethane	ug/L	50	53.3	107	60-140	
1,1-Dichloroethane	ug/L	50	55.2	110	60-140	
1,1-Dichloroethene	ug/L	50	56.4	113	60-140	
1,1-Dichloropropene	ug/L	50	65.7	131	60-140	
1,2,3-Trichlorobenzene	ug/L	50	45.8	92	60-140	
1,2,3-Trichloropropane	ug/L	50	45.0	90	60-140	
1,2,4-Trichlorobenzene	ug/L	50	46.7	93	60-140	
1,2,4-Trimethylbenzene	ug/L	50	43.5	87	60-140	
1,2-Dibromo-3-chloropropane	ug/L	50	42.8	86	60-140	
1,2-Dibromoethane (EDB)	ug/L	50	48.9	98	60-140	
1,2-Dichlorobenzene	ug/L	50	45.1	90	60-140	
1,2-Dichloroethane	ug/L	50	56.6	113	60-140	
1,2-Dichloropropane	ug/L	50	55.8	112	60-140	

Results presented on this page are in the units indicated by the "Units" column except where an alternate unit is presented to the right of the result.

This report shall not be reproduced, except in full,
without the written consent of Pace Analytical Services, LLC.

Pace Analytical Services, LLC
9800 Kincey Ave. Suite 100
Huntersville, NC 28078
(704)875-9092

QUALITY CONTROL DATA

Project: 2020-LI-2448
Pace Project No.: 92591983

LABORATORY CONTROL SAMPLE: 3576281

Parameter	Units	Spike Conc.	LCS Result	LCS % Rec	% Rec Limits	Qualifiers
1,3,5-Trimethylbenzene	ug/L	50	45.2	90	60-140	
1,3-Dichlorobenzene	ug/L	50	45.0	90	60-140	
1,3-Dichloropropane	ug/L	50	49.8	100	60-140	
1,4-Dichlorobenzene	ug/L	50	44.7	89	60-140	
2,2-Dichloropropane	ug/L	50	55.8	112	60-140	
2-Chlorotoluene	ug/L	50	46.1	92	60-140	
4-Chlorotoluene	ug/L	50	42.7	85	60-140	
Benzene	ug/L	50	53.5	107	60-140	
Bromobenzene	ug/L	50	46.2	92	60-140	
Bromochloromethane	ug/L	50	58.5	117	60-140	
Bromodichloromethane	ug/L	50	49.4	99	60-140	
Bromoform	ug/L	50	42.2	84	60-140	
Bromomethane	ug/L	50	40.0	80	60-140	
Carbon tetrachloride	ug/L	50	50.3	101	60-140	
Chlorobenzene	ug/L	50	45.9	92	60-140	
Chloroethane	ug/L	50	51.0	102	60-140	
Chloroform	ug/L	50	55.4	111	60-140	
Chloromethane	ug/L	50	52.7	105	60-140	
cis-1,2-Dichloroethene	ug/L	50	55.9	112	60-140	
cis-1,3-Dichloropropene	ug/L	50	54.1	108	60-140	
Dibromochloromethane	ug/L	50	43.0	86	60-140	
Dibromomethane	ug/L	50	51.4	103	60-140	
Dichlorodifluoromethane	ug/L	50	54.1	108	60-140	
Diisopropyl ether	ug/L	50	60.5	121	60-140	
Ethanol	ug/L	2000	2000	100	60-140	
Ethylbenzene	ug/L	50	46.6	93	60-140	
Hexachloro-1,3-butadiene	ug/L	50	45.4	91	60-140	
Isopropylbenzene (Cumene)	ug/L	50	47.0	94	60-140	
m&p-Xylene	ug/L	100	92.3	92	60-140	
Methyl-tert-butyl ether	ug/L	50	63.9	128	60-140	
Methylene Chloride	ug/L	50	56.9	114	60-140	
n-Butylbenzene	ug/L	50	45.1	90	60-140	
n-Propylbenzene	ug/L	50	45.7	91	60-140	
Naphthalene	ug/L	50	44.7	89	60-140	
o-Xylene	ug/L	50	45.2	90	60-140	
sec-Butylbenzene	ug/L	50	45.5	91	60-140	
Styrene	ug/L	50	45.7	91	60-140	
tert-Butylbenzene	ug/L	50	37.4	75	60-140	
Tetrachloroethene	ug/L	50	47.7	95	60-140	
Toluene	ug/L	50	48.2	96	60-140	
trans-1,2-Dichloroethene	ug/L	50	57.6	115	60-140	
trans-1,3-Dichloropropene	ug/L	50	50.6	101	60-140	
Trichloroethene	ug/L	50	55.3	111	60-140	
Trichlorofluoromethane	ug/L	50	49.1	98	60-140	
Vinyl chloride	ug/L	50	56.5	113	60-140	
1,2-Dichloroethane-d4 (S)	%			101	70-130	
4-Bromofluorobenzene (S)	%			98	70-130	

Results presented on this page are in the units indicated by the "Units" column except where an alternate unit is presented to the right of the result.

This report shall not be reproduced, except in full,
without the written consent of Pace Analytical Services, LLC.

Pace Analytical Services, LLC
9800 Kincey Ave. Suite 100
Huntersville, NC 28078
(704)875-9092

QUALITY CONTROL DATA

Project: 2020-LI-2448
Pace Project No.: 92591983

LABORATORY CONTROL SAMPLE: 3576281

Parameter	Units	Spike Conc.	LCS Result	LCS % Rec	% Rec Limits	Qualifiers
Toluene-d8 (S)	%			99	70-130	

MATRIX SPIKE & MATRIX SPIKE DUPLICATE: 3576282 3576283

Parameter	Units	92591016003 Result	MS Spike Conc.	MSD Spike Conc.	MS Result	MSD Result	MS % Rec	MSD % Rec	% Rec Limits	RPD	Max RPD	Qual
1,1,1,2-Tetrachloroethane	ug/L	ND	500	500	465	452	93	90	60-140	3	30	
1,1,1-Trichloroethane	ug/L	ND	500	500	568	581	114	116	60-140	2	30	
1,1,2,2-Tetrachloroethane	ug/L	ND	500	500	434	548	87	110	60-140	23	30	
1,1,2-Trichloroethane	ug/L	ND	500	500	544	460	109	92	60-140	17	30	
1,1-Dichloroethane	ug/L	ND	500	500	506	575	101	115	60-140	13	30	
1,1-Dichloroethene	ug/L	ND	500	500	636	672	127	134	60-140	6	30	
1,1-Dichloropropene	ug/L	ND	500	500	576	640	115	128	60-140	11	30	
1,2,3-Trichlorobenzene	ug/L	ND	500	500	412	424	82	85	60-140	3	30	
1,2,3-Trichloropropane	ug/L	ND	500	500	442	543	88	109	60-140	21	30	
1,2,4-Trichlorobenzene	ug/L	ND	500	500	446	418	89	84	60-140	7	30	
1,2,4-Trimethylbenzene	ug/L	1960	500	500	2470	2560	103	120	60-140	3	30	
1,2-Dibromo-3-chloropropane	ug/L	ND	500	500	404	346	81	69	60-140	16	30	
1,2-Dibromoethane (EDB)	ug/L	ND	500	500	516	481	103	96	60-140	7	30	
1,2-Dichlorobenzene	ug/L	ND	500	500	448	419	90	84	60-140	7	30	
1,2-Dichloroethane	ug/L	ND	500	500	599	585	120	117	60-140	2	30	
1,2-Dichloropropane	ug/L	ND	500	500	588	587	118	117	60-140	0	30	
1,3,5-Trimethylbenzene	ug/L	540	500	500	974	1080	87	108	60-140	10	30	
1,3-Dichlorobenzene	ug/L	ND	500	500	444	448	89	90	60-140	1	30	
1,3-Dichloropropane	ug/L	ND	500	500	572	465	114	93	60-140	21	30	
1,4-Dichlorobenzene	ug/L	ND	500	500	448	455	90	91	60-140	2	30	
2,2-Dichloropropane	ug/L	ND	500	500	479	515	96	103	60-140	7	30	
2-Chlorotoluene	ug/L	ND	500	500	456	510	91	102	60-140	11	30	
4-Chlorotoluene	ug/L	ND	500	500	418	462	84	92	60-140	10	30	
Benzene	ug/L	178	500	500	606	663	86	97	60-140	9	30	
Bromobenzene	ug/L	ND	500	500	474	508	95	102	60-140	7	30	
Bromochloromethane	ug/L	ND	500	500	548	564	110	113	60-140	3	30	
Bromodichloromethane	ug/L	ND	500	500	509	511	102	102	60-140	0	30	
Bromoform	ug/L	ND	500	500	393	473	79	95	60-140	18	30	
Bromomethane	ug/L	ND	500	500	405	527	81	105	60-140	26	30	
Carbon tetrachloride	ug/L	ND	500	500	446	473	89	95	60-140	6	30	
Chlorobenzene	ug/L	ND	500	500	473	474	95	95	60-140	0	30	
Chloroethane	ug/L	ND	500	500	596	601	119	120	60-140	1	30	
Chloroform	ug/L	ND	500	500	512	538	102	108	60-140	5	30	
Chloromethane	ug/L	ND	500	500	443	482	89	96	60-140	9	30	
cis-1,2-Dichloroethene	ug/L	ND	500	500	539	530	108	106	60-140	2	30	
cis-1,3-Dichloropropene	ug/L	ND	500	500	532	436	106	87	60-140	20	30	
Dibromochloromethane	ug/L	ND	500	500	487	408	97	82	60-140	18	30	
Dibromomethane	ug/L	ND	500	500	567	575	113	115	60-140	1	30	

Results presented on this page are in the units indicated by the "Units" column except where an alternate unit is presented to the right of the result.

This report shall not be reproduced, except in full,
without the written consent of Pace Analytical Services, LLC.

Pace Analytical Services, LLC
9800 Kincey Ave. Suite 100
Huntersville, NC 28078
(704)875-9092

QUALITY CONTROL DATA

Project: 2020-LI-2448
Pace Project No.: 92591983

MATRIX SPIKE & MATRIX SPIKE DUPLICATE: 3576282 3576283

Parameter	Units	92591016003 Result	MS Spike Conc.	MSD Spike Conc.	MS Result	MSD Result	MS % Rec	MSD % Rec	% Rec Limits	RPD	Max RPD	Qual
Dichlorodifluoromethane	ug/L	ND	500	500	435	451	87	90	60-140	4	30	
Diisopropyl ether	ug/L	ND	500	500	474	608	95	122	60-140	25	30	
Ethanol	ug/L	ND	20000	20000	23400	24000	117	120	60-140	3	30	
Ethylbenzene	ug/L	2310	500	500	2770	2830	92	104	60-140	2	30	
Hexachloro-1,3-butadiene	ug/L	ND	500	500	431	412	86	82	60-140	4	30	
Isopropylbenzene (Cumene)	ug/L	68.7	500	500	550	691	96	125	60-140	23	30	
m&p-Xylene	ug/L	3990	1000	1000	4790	5170	80	117	60-140	8	30	
Methyl-tert-butyl ether	ug/L	20.4	500	500	594	702	115	136	60-140	17	30	
Methylene Chloride	ug/L	ND	500	500	635	684	127	137	60-140	7	30	
n-Butylbenzene	ug/L	ND	500	500	435	451	87	90	60-140	4	30	
n-Propylbenzene	ug/L	205	500	500	631	721	85	103	60-140	13	30	
Naphthalene	ug/L	772	500	500	1170	1100	80	66	60-140	6	30	
o-Xylene	ug/L	3280	500	500	3650	4700	74	285	60-140	25	30	M1
sec-Butylbenzene	ug/L	ND	500	500	431	482	86	96	60-140	11	30	
Styrene	ug/L	ND	500	500	466	592	93	118	60-140	24	30	
tert-Butylbenzene	ug/L	ND	500	500	357	405	71	81	60-140	13	30	
Tetrachloroethene	ug/L	ND	500	500	589	483	118	97	60-140	20	30	
Toluene	ug/L	134	500	500	650	536	103	80	60-140	19	30	
trans-1,2-Dichloroethene	ug/L	ND	500	500	586	688	117	138	60-140	16	30	
trans-1,3-Dichloropropene	ug/L	ND	500	500	498	418	100	84	60-140	17	30	
Trichloroethene	ug/L	ND	500	500	583	564	117	113	60-140	3	30	
Trichlorofluoromethane	ug/L	ND	500	500	583	599	117	120	60-140	3	30	
Vinyl chloride	ug/L	ND	500	500	491	539	98	108	60-140	9	30	
1,2-Dichloroethane-d4 (S)	%						97	96	70-130			
4-Bromofluorobenzene (S)	%						99	122	70-130			
Toluene-d8 (S)	%						102	84	70-130			

Results presented on this page are in the units indicated by the "Units" column except where an alternate unit is presented to the right of the result.

This report shall not be reproduced, except in full,
without the written consent of Pace Analytical Services, LLC.

Pace Analytical Services, LLC
9800 Kincey Ave. Suite 100
Huntersville, NC 28078
(704)875-9092

QUALIFIERS

Project: 2020-LI-2448
Pace Project No.: 92591983

DEFINITIONS

DF - Dilution Factor, if reported, represents the factor applied to the reported data due to dilution of the sample aliquot.

ND - Not Detected at or above adjusted reporting limit.

TNTC - Too Numerous To Count

J - Estimated concentration above the adjusted method detection limit and below the adjusted reporting limit.

MDL - Adjusted Method Detection Limit.

PQL - Practical Quantitation Limit.

RL - Reporting Limit - The lowest concentration value that meets project requirements for quantitative data with known precision and bias for a specific analyte in a specific matrix.

S - Surrogate

1,2-Diphenylhydrazine decomposes to and cannot be separated from Azobenzene using Method 8270. The result for each analyte is a combined concentration.

Consistent with EPA guidelines, unrounded data are displayed and have been used to calculate % recovery and RPD values.

LCS(D) - Laboratory Control Sample (Duplicate)

MS(D) - Matrix Spike (Duplicate)

DUP - Sample Duplicate

RPD - Relative Percent Difference

NC - Not Calculable.

SG - Silica Gel - Clean-Up

U - Indicates the compound was analyzed for, but not detected.

Acid preservation may not be appropriate for 2 Chloroethylvinyl ether.

A separate vial preserved to a pH of 4-5 is recommended in SW846 Chapter 4 for the analysis of Acrolein and Acrylonitrile by EPA Method 8260.

N-Nitrosodiphenylamine decomposes and cannot be separated from Diphenylamine using Method 8270. The result reported for each analyte is a combined concentration.

Reported results are not rounded until the final step prior to reporting. Therefore, calculated parameters that are typically reported as "Total" may vary slightly from the sum of the reported component parameters.

Pace Analytical is TNI accredited. Contact your Pace PM for the current list of accredited analytes.

TNI - The NELAC Institute.

ANALYTE QUALIFIERS

M1	Matrix spike recovery exceeded QC limits. Batch accepted based on laboratory control sample (LCS) recovery.
N2	The lab does not hold NELAC/TNI accreditation for this parameter but other accreditations/certifications may apply. A complete list of accreditations/certifications is available upon request.

This report shall not be reproduced, except in full,
without the written consent of Pace Analytical Services, LLC.

Pace Analytical Services, LLC
9800 Kincey Ave. Suite 100
Huntersville, NC 28078
(704)875-9092

QUALITY CONTROL DATA CROSS REFERENCE TABLE

Project: 2020-LI-2448
Pace Project No.: 92591983

Lab ID	Sample ID	QC Batch Method	QC Batch	Analytical Method	Analytical Batch
92591983001	**14226_HC_RD**	MADEP VPH	683942		
92591983001	**14226_HC_RD**	EPA 3010A	685059	EPA 6010D	685177
92591983001	**14226_HC_RD**	SM 6200B	683798		

This report shall not be reproduced, except in full,
without the written consent of Pace Analytical Services, LLC.

Pace Analytical

CHAIN-OF-CUSTODY Analytical Request Document

Chain-of-Custody is a LEGAL DOCUMENT - Complete all relevent fields

LAB USE ONLY- Affix W

WO# : 92591983

ALL SHA 92591983

Company: Apex Companies

Address:

Billing Information:

Report To: Andrew Street

Email To: andrew.street@apexcos.com

Copy To:

Site Collection Info/Address:

Customer Project Name/Number: 2020-LI-2448

State: NC County/City: Huntersville Time Zone Collected: [ ] PT [ ] MT [ ] CT [✓] ET

Phone:

Email:

Site/Facility ID #:

Compliance Monitoring? [ ] Yes [ ] No

Collected By (print): Roger Cantley Jamie Humphrey

Purchase Order #:

Quote #:

DW PWS ID #:

DW Location Code:

Collected By (signature):

Turnaround Date Required: ASAP

Immediately Packed on Ice: [✓] Yes [ ] No

Sample Disposal: [✓] Dispose as appropriate [ ] Return [ ] Archive: ____ [ ] Hold: ____

Rush: [ ] Same Day [ ] Next Day [ ] 2 Day [ ] 3 Day [ ] 4 Day [ ] 5 Day (Expedite Charges Apply)

Field Filtered (if applicable): [ ] Yes [ ] No

Analysis: ____

Container Preservative Type **

Lab Project Manager:

** Preservative Types: (1) nitric acid, (2) sulfuric acid, (3) hydrochloric acid, (4) sodium hydroxide, (5) zinc acetate, (6) methanol, (7) sodium bisulfate, (8) sodium thiosulfate, (9) hexane, (A) ascorbic acid, (B) ammonium sulfate, (C) ammonium hydroxide, (D) TSP, (U) Unpreserved, (O) Other ____

* Matrix Codes (Insert in Matrix box below): Drinking Water (DW), Ground Water (GW), Wastewater (WW), Product (P), Soil/Solid (SL), Oil (OL), Wipe (WP), Air (AR), Tissue (TS), Bioassay (B), Vapor (V), Other (OT)

Customer Sample ID	Matrix *	Comp / Grab	Collected (or Composite Start) Date	Collected (or Composite Start) Time	Composite End Date	Composite End Time	Res Cl	# of Ctns	VOCs 6200B	MADEP VPH	Lead	Lab Sample # / Comments
14226-HC-RD	DW	G	3/8/22		—	—	—	8	X	X	X	92591983 001

Analyses

Lab Profile/Line:

Lab Sample Receipt Checklist:

Custody Seals Present/Intact	Y	(N)	NA
Custody Signatures Present	(Y)	N	NA
Collector Signature Present	(Y)	N	NA
Bottles Intact	(Y)	N	NA
Correct Bottles	(Y)	N	NA
Sufficient Volume	(Y)	N	NA
Samples Received on Ice	(Y)	N	NA
VOA - Headspace Acceptable	(Y)	N	NA
USDA Regulated Soils	Y	N	(NA)
Samples in Holding Time	(Y)	N	NA
Residual Chlorine Present	Y	N	(NA)
Cl Strips: ____			
Sample pH Acceptable	(Y)	N	NA
pH Strips: 223819AV			
Sulfide Present	Y	N	(NA)
Lead Acetate Strips: ____			

LAB USE ONLY:

Customer Remarks / Special Conditions / Possible Hazards:

Type of Ice Used: (Wet) Blue Dry None

Packing Material Used: bubble bags

Radchem sample(s) screened (<500 cpm): Y N (NA)

SHORT HOLDS PRESENT (<72 hours): Y (N) N/A

Lab Tracking #: 2683869

Samples received via: FEDEX UPS (Client) Courier Pace Courier

Lab Sample Temperature Info: KB 3/8/22

Temp Blank Received: (Y) N NA

Therm ID#: 92TOC4

Cooler 1 Temp Upon Receipt: 2.1 oC

Cooler 1 Therm Corr. Factor: 0 oC

Cooler 1 Corrected Temp: 2.1 oC

Comments:

Relinquished by/Company: (Signature)	Date/Time:	Received by/Company: (Signature)	Date/Time:
Apex	3-8-22 / 12:46	Pace HVL	3/8/22 1246
Relinquished by/Company: (Signature)	Date/Time:	Received by/Company: (Signature)	Date/Time:
Relinquished by/Company: (Signature)	Date/Time:	Received by/Company: (Signature)	Date/Time:

MTJL LAB USE ONLY

Table #:

Acctnum:

Template:

Prelogin:

PM:

PB:

Trip Blank Received: Y (N) NA

HCL MeOH TSP Other

Non Conformance(s): YES / (NO)

Page: 1 of: 1

Pace Analytical®	Document Name: Sample Condition Upon Receipt (SCUR)	Document Revised: November 15, 2021 Page 2 of 2
	Document No.: F-CAR-CS-033-Rev.08	Issuing Authority: Pace Carolinas Quality Office

***Check mark top half of box if pH and/or dechlorination is verified and within the acceptance range for preservation samples.**

Exceptions: VOA, Coliform, TOC, Oil and Grease, DRO/8015 (water) DOC, LLHg

****Bottom half of box is to list number of bottles**

Project # WO#: 92591983

PM: AMB Due Date: 03/22/22

CLIENT: 92-APEX MOOR

Item#	BP4U-125 mL Plastic Unpreserved (N/A) (Cl-)	BP3U-250 mL Plastic Unpreserved (N/A)	BP2U-500 mL Plastic Unpreserved (N/A)	BP1U-1 liter Plastic Unpreserved (N/A)	BP4S-125 mL Plastic H2SO4 (pH < 2) (Cl-)	BP3N-250 mL plastic HNO3 (pH < 2)	BP4Z-125 mL Plastic ZN Acetate & NaOH (>9)	BP4B-125 mL Plastic NaOH (pH > 12) (Cl-)	WGFU-Wide-mouthed Glass jar Unpreserved	AG1U-1 liter Amber Unpreserved (N/A) (Cl-)	AG1H-1 liter Amber HCl (pH < 2)	AG3U-250 mL Amber Unpreserved (N/A) (Cl-)	AG1S-1 liter Amber H2SO4 (pH < 2)	AG3S-250 mL Amber H2SO4 (pH < 2)	AG3A(DG3A)-250 mL Amber NH4Cl (N/A)(Cl-)	DG9H-40 mL VOA HCl (N/A)	VG9T-40 mL VOA Na2S2O3 (N/A)	VG9U-40 mL VOA Unpreserved (N/A)	DG9P-40 mL VOA H3PO4 (N/A)	VOAK (3 vials per kit)-5035 kit (N/A)	V/GK (3 vials per kit)-VPH/Gas kit (N/A)	SP5T-125 mL Sterile Plastic (N/A – lab)	SP2T-250 mL Sterile Plastic (N/A – lab)		BP3A-250 mL Plastic (NH2)2SO4 (9.3-9.7)	AG0U-100 mL Amber Unpreserved vials (N/A)	VSGU-20 mL Scintillation vials (N/A)	DG9U-40 mL Amber Unpreserved vials (N/A)
1						✓										Ø	7	KS										
2																												
3																												
4																												
5																												
6																												
7																												
8																												
9																												
10																												
11																												
12																												

pH Adjustment Log for Preserved Samples

Sample ID	Type of Preservative	pH upon receipt	Date preservation adjusted	Time preservation adjusted	Amount of Preservative added	Lot #

Note: Whenever there is a discrepancy affecting North Carolina compliance samples, a copy of this form will be sent to the North Carolina DENR Certification Office (i.e. Out of hold, incorrect preservative, out of temp, incorrect containers.

Pace Analytical Services, LLC
9800 Kincey Ave. Suite 100
Huntersville, NC 28078
(704)875-9092

March 23, 2022

Andrew Street
Apex Companies - NC
5900 Northwoods Business Pkwy
Suite 5900-0
Charlotte, NC 28269

RE: Project: 2020-LI-2448
Pace Project No.: 92591984

Dear Andrew Street:

Enclosed are the analytical results for sample(s) received by the laboratory on March 08, 2022. The results relate only to the samples included in this report. Results reported herein conform to the applicable TNI/NELAC Standards and the laboratory's Quality Manual, where applicable, unless otherwise noted in the body of the report.

The test results provided in this final report were generated by each of the following laboratories within the Pace Network:

- Pace Analytical Services - Asheville
- Pace Analytical Services - Charlotte

If you have any questions concerning this report, please feel free to contact me.

Sincerely,

Angela M. Baioni

Angela Baioni
angela.baioni@pacelabs.com
(704)875-9092
Project Manager

Enclosures

cc: J Culbreath, Colonial Pipeline Company
Naomi Fretz, APEX Companies, LLC
Robert Hughes, Colonial Pipeline
Jamie Moran, APEX Companies, LLC
Jeff Morrison, Colonial Pipeline Company
Tom Naumann, APEX Companies - NC
Joe Nicolette, Montrose-EPS
Kaitlyn Nootens, Apex Companies
Christopher Schultz, Apex Companies
Matt Teixeira, Apex Companies, LLC
Michael Verdon, Colonial Pipeline Company
JM Wyatt, Colonial Pipeline Company

REPORT OF LABORATORY ANALYSIS

This report shall not be reproduced, except in full,
without the written consent of Pace Analytical Services, LLC.

Pace Analytical Services, LLC
9800 Kincey Ave. Suite 100
Huntersville, NC 28078
(704)875-9092

CERTIFICATIONS

Project: 2020-LI-2448
Pace Project No.: 92591984

Pace Analytical Services Charlotte

South Carolina Laboratory ID: 99006
9800 Kincey Ave. Ste 100, Huntersville, NC 28078
North Carolina Drinking Water Certification #: 37706
North Carolina Field Services Certification #: 5342
North Carolina Wastewater Certification #: 12
South Carolina Laboratory ID: 99006
South Carolina Certification #: 99006001
South Carolina Drinking Water Cert. #: 99006003
Florida/NELAP Certification #: E87627
Kentucky UST Certification #: 84
Louisiana DoH Drinking Water #: LA029
Virginia/VELAP Certification #: 460221

Pace Analytical Services Asheville

2225 Riverside Drive, Asheville, NC 28804
Florida/NELAP Certification #: E87648
North Carolina Drinking Water Certification #: 37712
North Carolina Wastewater Certification #: 40
South Carolina Laboratory ID: 99030
South Carolina Certification #: 99030001
Virginia/VELAP Certification #: 460222

This report shall not be reproduced, except in full,
without the written consent of Pace Analytical Services, LLC.

Pace Analytical Services, LLC
9800 Kincey Ave. Suite 100
Huntersville, NC 28078
(704)875-9092

SAMPLE SUMMARY

Project: 2020-LI-2448
Pace Project No.: 92591984

Lab ID	Sample ID	Matrix	Date Collected	Date Received
92591984001	**14401_HC_RD**	Water	03/08/22 00:00	03/08/22 12:46

This report shall not be reproduced, except in full,
without the written consent of Pace Analytical Services, LLC.

Pace Analytical Services, LLC
9800 Kincey Ave. Suite 100
Huntersville, NC 28078
(704)875-9092

SAMPLE ANALYTE COUNT

Project: 2020-LI-2448
Pace Project No.: 92591984

Lab ID	Sample ID	Method	Analysts	Analytes Reported	Laboratory
92591984001	**14401_HC_RD**	MADEP VPH	MAD	6	PASI-C
		EPA 6010D	CBV	1	PASI-A
		SM 6200B	SAS	64	PASI-C

PASI-A = Pace Analytical Services - Asheville
PASI-C = Pace Analytical Services - Charlotte

This report shall not be reproduced, except in full,
without the written consent of Pace Analytical Services, LLC.

Pace Analytical Services, LLC
9800 Kincey Ave. Suite 100
Huntersville, NC 28078
(704)875-9092

ANALYTICAL RESULTS

Project: 2020-LI-2448
Pace Project No.: 92591984

Sample: 14401_HC_RD **Lab ID: 92591984001** Collected: 03/08/22 00:00 Received: 03/08/22 12:46 Matrix: Water

Parameters	Results	Units	Report Limit	MDL	DF	Prepared	Analyzed	CAS No.	Qual
VPH NC Water	Analytical Method: MADEP VPH								
	Pace Analytical Services - Charlotte								
Total VPH (C5-C12)	ND	ug/L	50.0	50.0	1		03/10/22 19:02		N2
Aliphatic (C05-C08)	ND	ug/L	50.0	50.0	1		03/10/22 19:02		N2
Aliphatic(C09-C12) Adjusted	ND	ug/L	50.0	50.0	1		03/10/22 19:02		N2
Aromatic (C09-C10)	ND	ug/L	50.0	50.0	1		03/10/22 19:02		N2
Surrogates									
4-Bromofluorobenzene (FID) (S)	97	%	70-130		1		03/10/22 19:02	460-00-4	
4-Bromofluorobenzene (PID) (S)	82	%	70-130		1		03/10/22 19:02	460-00-4	
6010 MET ICP	Analytical Method: EPA 6010D Preparation Method: EPA 3010A								
	Pace Analytical Services - Asheville								
Lead	ND	ug/L	5.0	4.5	1	03/16/22 11:50	03/18/22 05:54	7439-92-1	
6200B MSV	Analytical Method: SM 6200B								
	Pace Analytical Services - Charlotte								
Benzene	ND	ug/L	0.50	0.34	1		03/10/22 14:42	71-43-2	
Bromobenzene	ND	ug/L	0.50	0.29	1		03/10/22 14:42	108-86-1	
Bromochloromethane	ND	ug/L	0.50	0.47	1		03/10/22 14:42	74-97-5	
Bromodichloromethane	ND	ug/L	0.50	0.31	1		03/10/22 14:42	75-27-4	
Bromoform	ND	ug/L	0.50	0.34	1		03/10/22 14:42	75-25-2	
Bromomethane	ND	ug/L	5.0	1.7	1		03/10/22 14:42	74-83-9	
n-Butylbenzene	ND	ug/L	0.50	0.49	1		03/10/22 14:42	104-51-8	
sec-Butylbenzene	ND	ug/L	0.50	0.40	1		03/10/22 14:42	135-98-8	
tert-Butylbenzene	ND	ug/L	0.50	0.32	1		03/10/22 14:42	98-06-6	
Carbon tetrachloride	ND	ug/L	0.50	0.33	1		03/10/22 14:42	56-23-5	
Chlorobenzene	ND	ug/L	0.50	0.28	1		03/10/22 14:42	108-90-7	
Chloroethane	ND	ug/L	1.0	0.65	1		03/10/22 14:42	75-00-3	
Chloroform	ND	ug/L	0.50	0.35	1		03/10/22 14:42	67-66-3	
Chloromethane	ND	ug/L	1.0	0.54	1		03/10/22 14:42	74-87-3	
2-Chlorotoluene	ND	ug/L	0.50	0.32	1		03/10/22 14:42	95-49-8	
4-Chlorotoluene	ND	ug/L	0.50	0.32	1		03/10/22 14:42	106-43-4	
1,2-Dibromo-3-chloropropane	ND	ug/L	1.0	0.34	1		03/10/22 14:42	96-12-8	
Dibromochloromethane	ND	ug/L	0.50	0.36	1		03/10/22 14:42	124-48-1	
1,2-Dibromoethane (EDB)	ND	ug/L	0.50	0.27	1		03/10/22 14:42	106-93-4	
Dibromomethane	ND	ug/L	0.50	0.39	1		03/10/22 14:42	74-95-3	
1,2-Dichlorobenzene	ND	ug/L	0.50	0.34	1		03/10/22 14:42	95-50-1	
1,3-Dichlorobenzene	ND	ug/L	0.50	0.34	1		03/10/22 14:42	541-73-1	
1,4-Dichlorobenzene	ND	ug/L	0.50	0.33	1		03/10/22 14:42	106-46-7	
Dichlorodifluoromethane	ND	ug/L	0.50	0.35	1		03/10/22 14:42	75-71-8	
1,1-Dichloroethane	ND	ug/L	0.50	0.37	1		03/10/22 14:42	75-34-3	
1,2-Dichloroethane	ND	ug/L	0.50	0.32	1		03/10/22 14:42	107-06-2	
1,1-Dichloroethene	ND	ug/L	0.50	0.35	1		03/10/22 14:42	75-35-4	
cis-1,2-Dichloroethene	ND	ug/L	0.50	0.38	1		03/10/22 14:42	156-59-2	
trans-1,2-Dichloroethene	ND	ug/L	0.50	0.40	1		03/10/22 14:42	156-60-5	
1,2-Dichloropropane	ND	ug/L	0.50	0.36	1		03/10/22 14:42	78-87-5	
1,3-Dichloropropane	ND	ug/L	0.50	0.28	1		03/10/22 14:42	142-28-9	

This report shall not be reproduced, except in full,
without the written consent of Pace Analytical Services, LLC.

Pace Analytical Services, LLC
9800 Kincey Ave. Suite 100
Huntersville, NC 28078
(704)875-9092

ANALYTICAL RESULTS

Project: 2020-LI-2448
Pace Project No.: 92591984

Sample: 14401_HC_RD **Lab ID: 92591984001** Collected: 03/08/22 00:00 Received: 03/08/22 12:46 Matrix: Water

Parameters	Results	Units	Report Limit	MDL	DF	Prepared	Analyzed	CAS No.	Qual
6200B MSV	Analytical Method: SM 6200B								
	Pace Analytical Services - Charlotte								
2,2-Dichloropropane	ND	ug/L	0.50	0.39	1		03/10/22 14:42	594-20-7	
1,1-Dichloropropene	ND	ug/L	0.50	0.43	1		03/10/22 14:42	563-58-6	
cis-1,3-Dichloropropene	ND	ug/L	0.50	0.36	1		03/10/22 14:42	10061-01-5	
trans-1,3-Dichloropropene	ND	ug/L	0.50	0.36	1		03/10/22 14:42	10061-02-6	
Diisopropyl ether	ND	ug/L	0.50	0.31	1		03/10/22 14:42	108-20-3	
Ethanol	ND	ug/L	200	72.2	1		03/10/22 14:42	64-17-5	
Ethylbenzene	ND	ug/L	0.50	0.30	1		03/10/22 14:42	100-41-4	
Hexachloro-1,3-butadiene	ND	ug/L	2.0	1.5	1		03/10/22 14:42	87-68-3	
Isopropylbenzene (Cumene)	ND	ug/L	0.50	0.33	1		03/10/22 14:42	98-82-8	
Methylene Chloride	ND	ug/L	2.0	2.0	1		03/10/22 14:42	75-09-2	
Methyl-tert-butyl ether	ND	ug/L	0.50	0.42	1		03/10/22 14:42	1634-04-4	
Naphthalene	ND	ug/L	2.0	0.64	1		03/10/22 14:42	91-20-3	
n-Propylbenzene	ND	ug/L	0.50	0.34	1		03/10/22 14:42	103-65-1	
Styrene	ND	ug/L	0.50	0.29	1		03/10/22 14:42	100-42-5	
1,1,1,2-Tetrachloroethane	ND	ug/L	0.50	0.31	1		03/10/22 14:42	630-20-6	
1,1,2,2-Tetrachloroethane	ND	ug/L	0.50	0.22	1		03/10/22 14:42	79-34-5	
Tetrachloroethene	ND	ug/L	0.50	0.29	1		03/10/22 14:42	127-18-4	
Toluene	ND	ug/L	0.50	0.48	1		03/10/22 14:42	108-88-3	
1,2,3-Trichlorobenzene	ND	ug/L	2.0	0.81	1		03/10/22 14:42	87-61-6	
1,2,4-Trichlorobenzene	ND	ug/L	2.0	0.64	1		03/10/22 14:42	120-82-1	
1,1,1-Trichloroethane	ND	ug/L	0.50	0.33	1		03/10/22 14:42	71-55-6	
1,1,2-Trichloroethane	ND	ug/L	0.50	0.32	1		03/10/22 14:42	79-00-5	
Trichloroethene	ND	ug/L	0.50	0.38	1		03/10/22 14:42	79-01-6	
Trichlorofluoromethane	ND	ug/L	1.0	0.30	1		03/10/22 14:42	75-69-4	
1,2,3-Trichloropropane	ND	ug/L	0.50	0.26	1		03/10/22 14:42	96-18-4	
1,2,4-Trimethylbenzene	ND	ug/L	0.50	0.50	1		03/10/22 14:42	95-63-6	
1,3,5-Trimethylbenzene	ND	ug/L	0.50	0.33	1		03/10/22 14:42	108-67-8	
Vinyl chloride	ND	ug/L	1.0	0.39	1		03/10/22 14:42	75-01-4	
m&p-Xylene	ND	ug/L	1.0	0.71	1		03/10/22 14:42	179601-23-1	
o-Xylene	ND	ug/L	0.50	0.34	1		03/10/22 14:42	95-47-6	
Surrogates									
1,2-Dichloroethane-d4 (S)	94	%	70-130		1		03/10/22 14:42	17060-07-0	
4-Bromofluorobenzene (S)	125	%	70-130		1		03/10/22 14:42	460-00-4	
Toluene-d8 (S)	106	%	70-130		1		03/10/22 14:42	2037-26-5	

This report shall not be reproduced, except in full,
without the written consent of Pace Analytical Services, LLC.

Pace Analytical Services, LLC
9800 Kincey Ave. Suite 100
Huntersville, NC 28078
(704)875-9092

QUALITY CONTROL DATA

Project: 2020-LI-2448
Pace Project No.: 92591984

QC Batch: 683942
QC Batch Method: MADEP VPH
Analysis Method: MADEP VPH
Analysis Description: VPH NC Water
Laboratory: Pace Analytical Services - Charlotte
Associated Lab Samples: 92591984001

METHOD BLANK: 3577304
Matrix: Water
Associated Lab Samples: 92591984001

Parameter	Units	Blank Result	Reporting Limit	MDL	Analyzed	Qualifiers
Aliphatic (C05-C08)	ug/L	ND	50.0	50.0	03/10/22 15:10	N2
Aromatic (C09-C10)	ug/L	ND	50.0	50.0	03/10/22 15:10	N2
4-Bromofluorobenzene (FID) (S)	%	100	70-130		03/10/22 15:10	
4-Bromofluorobenzene (PID) (S)	%	84	70-130		03/10/22 15:10	

LABORATORY CONTROL SAMPLE & LCSD: 3577305 3577306

Parameter	Units	Spike Conc.	LCS Result	LCSD Result	LCS % Rec	LCSD % Rec	% Rec Limits	RPD	Max RPD	Qualifiers
Aliphatic (C05-C08)	ug/L	300	233	225	78	75	70-130	4	25	N2
Aromatic (C09-C10)	ug/L	100	97.2	91.0	97	91	70-130	7	25	N2
4-Bromofluorobenzene (FID) (S)	%				101	104	70-130			
4-Bromofluorobenzene (PID) (S)	%				85	88	70-130			

Results presented on this page are in the units indicated by the "Units" column except where an alternate unit is presented to the right of the result.

This report shall not be reproduced, except in full,
without the written consent of Pace Analytical Services, LLC.

Pace Analytical Services, LLC
9800 Kincey Ave. Suite 100
Huntersville, NC 28078
(704)875-9092

QUALITY CONTROL DATA

Project: 2020-LI-2448
Pace Project No.: 92591984

QC Batch: 685059
QC Batch Method: EPA 3010A
Analysis Method: EPA 6010D
Analysis Description: 6010 MET
Laboratory: Pace Analytical Services - Asheville
Associated Lab Samples: 92591984001

METHOD BLANK: 3582209
Matrix: Water
Associated Lab Samples: 92591984001

Parameter	Units	Blank Result	Reporting Limit	MDL	Analyzed	Qualifiers
Lead	ug/L	ND	5.0	4.5	03/18/22 04:51	

LABORATORY CONTROL SAMPLE: 3582210

Parameter	Units	Spike Conc.	LCS Result	LCS % Rec	% Rec Limits	Qualifiers
Lead	ug/L	500	471	94	80-120	

MATRIX SPIKE & MATRIX SPIKE DUPLICATE: 3582211 3582212

Parameter	Units	92591058006 Result	MS Spike Conc.	MSD Spike Conc.	MS Result	MSD Result	MS % Rec	MSD % Rec	% Rec Limits	RPD	Max RPD	Qual
Lead	ug/L	ND	500	500	463	471	92	94	75-125	2	20	

Results presented on this page are in the units indicated by the "Units" column except where an alternate unit is presented to the right of the result.

REPORT OF LABORATORY ANALYSIS

This report shall not be reproduced, except in full,
without the written consent of Pace Analytical Services, LLC.

Pace Analytical Services, LLC
9800 Kincey Ave. Suite 100
Huntersville, NC 28078
(704)875-9092

QUALITY CONTROL DATA

Project: 2020-LI-2448
Pace Project No.: 92591984

QC Batch: 683798
QC Batch Method: SM 6200B
Analysis Method: SM 6200B
Analysis Description: 6200B MSV
Laboratory: Pace Analytical Services - Charlotte
Associated Lab Samples: 92591984001

METHOD BLANK: 3576280
Matrix: Water
Associated Lab Samples: 92591984001

Parameter	Units	Blank Result	Reporting Limit	MDL	Analyzed	Qualifiers
1,1,1,2-Tetrachloroethane	ug/L	ND	0.50	0.31	03/10/22 11:43	
1,1,1-Trichloroethane	ug/L	ND	0.50	0.33	03/10/22 11:43	
1,1,2,2-Tetrachloroethane	ug/L	ND	0.50	0.22	03/10/22 11:43	
1,1,2-Trichloroethane	ug/L	ND	0.50	0.32	03/10/22 11:43	
1,1-Dichloroethane	ug/L	ND	0.50	0.37	03/10/22 11:43	
1,1-Dichloroethene	ug/L	ND	0.50	0.35	03/10/22 11:43	
1,1-Dichloropropene	ug/L	ND	0.50	0.43	03/10/22 11:43	
1,2,3-Trichlorobenzene	ug/L	ND	2.0	0.81	03/10/22 11:43	
1,2,3-Trichloropropane	ug/L	ND	0.50	0.26	03/10/22 11:43	
1,2,4-Trichlorobenzene	ug/L	ND	2.0	0.64	03/10/22 11:43	
1,2,4-Trimethylbenzene	ug/L	ND	0.50	0.50	03/10/22 11:43	
1,2-Dibromo-3-chloropropane	ug/L	ND	1.0	0.34	03/10/22 11:43	
1,2-Dibromoethane (EDB)	ug/L	ND	0.50	0.27	03/10/22 11:43	
1,2-Dichlorobenzene	ug/L	ND	0.50	0.34	03/10/22 11:43	
1,2-Dichloroethane	ug/L	ND	0.50	0.32	03/10/22 11:43	
1,2-Dichloropropane	ug/L	ND	0.50	0.36	03/10/22 11:43	
1,3,5-Trimethylbenzene	ug/L	ND	0.50	0.33	03/10/22 11:43	
1,3-Dichlorobenzene	ug/L	ND	0.50	0.34	03/10/22 11:43	
1,3-Dichloropropane	ug/L	ND	0.50	0.28	03/10/22 11:43	
1,4-Dichlorobenzene	ug/L	ND	0.50	0.33	03/10/22 11:43	
2,2-Dichloropropane	ug/L	ND	0.50	0.39	03/10/22 11:43	
2-Chlorotoluene	ug/L	ND	0.50	0.32	03/10/22 11:43	
4-Chlorotoluene	ug/L	ND	0.50	0.32	03/10/22 11:43	
Benzene	ug/L	ND	0.50	0.34	03/10/22 11:43	
Bromobenzene	ug/L	ND	0.50	0.29	03/10/22 11:43	
Bromochloromethane	ug/L	ND	0.50	0.47	03/10/22 11:43	
Bromodichloromethane	ug/L	ND	0.50	0.31	03/10/22 11:43	
Bromoform	ug/L	ND	0.50	0.34	03/10/22 11:43	
Bromomethane	ug/L	ND	5.0	1.7	03/10/22 11:43	
Carbon tetrachloride	ug/L	ND	0.50	0.33	03/10/22 11:43	
Chlorobenzene	ug/L	ND	0.50	0.28	03/10/22 11:43	
Chloroethane	ug/L	ND	1.0	0.65	03/10/22 11:43	
Chloroform	ug/L	ND	0.50	0.35	03/10/22 11:43	
Chloromethane	ug/L	ND	1.0	0.54	03/10/22 11:43	
cis-1,2-Dichloroethene	ug/L	ND	0.50	0.38	03/10/22 11:43	
cis-1,3-Dichloropropene	ug/L	ND	0.50	0.36	03/10/22 11:43	
Dibromochloromethane	ug/L	ND	0.50	0.36	03/10/22 11:43	
Dibromomethane	ug/L	ND	0.50	0.39	03/10/22 11:43	
Dichlorodifluoromethane	ug/L	ND	0.50	0.35	03/10/22 11:43	
Diisopropyl ether	ug/L	ND	0.50	0.31	03/10/22 11:43	

Results presented on this page are in the units indicated by the "Units" column except where an alternate unit is presented to the right of the result.

REPORT OF LABORATORY ANALYSIS

This report shall not be reproduced, except in full,
without the written consent of Pace Analytical Services, LLC.

Pace Analytical Services, LLC
9800 Kincey Ave. Suite 100
Huntersville, NC 28078
(704)875-9092

QUALITY CONTROL DATA

Project: 2020-LI-2448
Pace Project No.: 92591984

METHOD BLANK: 3576280 Matrix: Water
Associated Lab Samples: 92591984001

Parameter	Units	Blank Result	Reporting Limit	MDL	Analyzed	Qualifiers
Ethanol	ug/L	ND	200	72.2	03/10/22 11:43	
Ethylbenzene	ug/L	ND	0.50	0.30	03/10/22 11:43	
Hexachloro-1,3-butadiene	ug/L	ND	2.0	1.5	03/10/22 11:43	
Isopropylbenzene (Cumene)	ug/L	ND	0.50	0.33	03/10/22 11:43	
m&p-Xylene	ug/L	ND	1.0	0.71	03/10/22 11:43	
Methyl-tert-butyl ether	ug/L	ND	0.50	0.42	03/10/22 11:43	
Methylene Chloride	ug/L	ND	2.0	2.0	03/10/22 11:43	
n-Butylbenzene	ug/L	ND	0.50	0.49	03/10/22 11:43	
n-Propylbenzene	ug/L	ND	0.50	0.34	03/10/22 11:43	
Naphthalene	ug/L	ND	2.0	0.64	03/10/22 11:43	
o-Xylene	ug/L	ND	0.50	0.34	03/10/22 11:43	
sec-Butylbenzene	ug/L	ND	0.50	0.40	03/10/22 11:43	
Styrene	ug/L	ND	0.50	0.29	03/10/22 11:43	
tert-Butylbenzene	ug/L	ND	0.50	0.32	03/10/22 11:43	
Tetrachloroethene	ug/L	ND	0.50	0.29	03/10/22 11:43	
Toluene	ug/L	ND	0.50	0.48	03/10/22 11:43	
trans-1,2-Dichloroethene	ug/L	ND	0.50	0.40	03/10/22 11:43	
trans-1,3-Dichloropropene	ug/L	ND	0.50	0.36	03/10/22 11:43	
Trichloroethene	ug/L	ND	0.50	0.38	03/10/22 11:43	
Trichlorofluoromethane	ug/L	ND	1.0	0.30	03/10/22 11:43	
Vinyl chloride	ug/L	ND	1.0	0.39	03/10/22 11:43	
1,2-Dichloroethane-d4 (S)	%	99	70-130		03/10/22 11:43	
4-Bromofluorobenzene (S)	%	96	70-130		03/10/22 11:43	
Toluene-d8 (S)	%	106	70-130		03/10/22 11:43	

LABORATORY CONTROL SAMPLE: 3576281

Parameter	Units	Spike Conc.	LCS Result	LCS % Rec	% Rec Limits	Qualifiers
1,1,1,2-Tetrachloroethane	ug/L	50	47.4	95	60-140	
1,1,1-Trichloroethane	ug/L	50	57.4	115	60-140	
1,1,2,2-Tetrachloroethane	ug/L	50	45.4	91	60-140	
1,1,2-Trichloroethane	ug/L	50	53.3	107	60-140	
1,1-Dichloroethane	ug/L	50	55.2	110	60-140	
1,1-Dichloroethene	ug/L	50	56.4	113	60-140	
1,1-Dichloropropene	ug/L	50	65.7	131	60-140	
1,2,3-Trichlorobenzene	ug/L	50	45.8	92	60-140	
1,2,3-Trichloropropane	ug/L	50	45.0	90	60-140	
1,2,4-Trichlorobenzene	ug/L	50	46.7	93	60-140	
1,2,4-Trimethylbenzene	ug/L	50	43.5	87	60-140	
1,2-Dibromo-3-chloropropane	ug/L	50	42.8	86	60-140	
1,2-Dibromoethane (EDB)	ug/L	50	48.9	98	60-140	
1,2-Dichlorobenzene	ug/L	50	45.1	90	60-140	
1,2-Dichloroethane	ug/L	50	56.6	113	60-140	
1,2-Dichloropropane	ug/L	50	55.8	112	60-140	

Results presented on this page are in the units indicated by the "Units" column except where an alternate unit is presented to the right of the result.

This report shall not be reproduced, except in full,
without the written consent of Pace Analytical Services, LLC.

Pace Analytical Services, LLC
9800 Kincey Ave. Suite 100
Huntersville, NC 28078
(704)875-9092

QUALITY CONTROL DATA

Project: 2020-LI-2448
Pace Project No.: 92591984

LABORATORY CONTROL SAMPLE: 3576281

Parameter	Units	Spike Conc.	LCS Result	LCS % Rec	% Rec Limits	Qualifiers
1,3,5-Trimethylbenzene	ug/L	50	45.2	90	60-140	
1,3-Dichlorobenzene	ug/L	50	45.0	90	60-140	
1,3-Dichloropropane	ug/L	50	49.8	100	60-140	
1,4-Dichlorobenzene	ug/L	50	44.7	89	60-140	
2,2-Dichloropropane	ug/L	50	55.8	112	60-140	
2-Chlorotoluene	ug/L	50	46.1	92	60-140	
4-Chlorotoluene	ug/L	50	42.7	85	60-140	
Benzene	ug/L	50	53.5	107	60-140	
Bromobenzene	ug/L	50	46.2	92	60-140	
Bromochloromethane	ug/L	50	58.5	117	60-140	
Bromodichloromethane	ug/L	50	49.4	99	60-140	
Bromoform	ug/L	50	42.2	84	60-140	
Bromomethane	ug/L	50	40.0	80	60-140	
Carbon tetrachloride	ug/L	50	50.3	101	60-140	
Chlorobenzene	ug/L	50	45.9	92	60-140	
Chloroethane	ug/L	50	51.0	102	60-140	
Chloroform	ug/L	50	55.4	111	60-140	
Chloromethane	ug/L	50	52.7	105	60-140	
cis-1,2-Dichloroethene	ug/L	50	55.9	112	60-140	
cis-1,3-Dichloropropene	ug/L	50	54.1	108	60-140	
Dibromochloromethane	ug/L	50	43.0	86	60-140	
Dibromomethane	ug/L	50	51.4	103	60-140	
Dichlorodifluoromethane	ug/L	50	54.1	108	60-140	
Diisopropyl ether	ug/L	50	60.5	121	60-140	
Ethanol	ug/L	2000	2000	100	60-140	
Ethylbenzene	ug/L	50	46.6	93	60-140	
Hexachloro-1,3-butadiene	ug/L	50	45.4	91	60-140	
Isopropylbenzene (Cumene)	ug/L	50	47.0	94	60-140	
m&p-Xylene	ug/L	100	92.3	92	60-140	
Methyl-tert-butyl ether	ug/L	50	63.9	128	60-140	
Methylene Chloride	ug/L	50	56.9	114	60-140	
n-Butylbenzene	ug/L	50	45.1	90	60-140	
n-Propylbenzene	ug/L	50	45.7	91	60-140	
Naphthalene	ug/L	50	44.7	89	60-140	
o-Xylene	ug/L	50	45.2	90	60-140	
sec-Butylbenzene	ug/L	50	45.5	91	60-140	
Styrene	ug/L	50	45.7	91	60-140	
tert-Butylbenzene	ug/L	50	37.4	75	60-140	
Tetrachloroethene	ug/L	50	47.7	95	60-140	
Toluene	ug/L	50	48.2	96	60-140	
trans-1,2-Dichloroethene	ug/L	50	57.6	115	60-140	
trans-1,3-Dichloropropene	ug/L	50	50.6	101	60-140	
Trichloroethene	ug/L	50	55.3	111	60-140	
Trichlorofluoromethane	ug/L	50	49.1	98	60-140	
Vinyl chloride	ug/L	50	56.5	113	60-140	
1,2-Dichloroethane-d4 (S)	%			101	70-130	
4-Bromofluorobenzene (S)	%			98	70-130	

Results presented on this page are in the units indicated by the "Units" column except where an alternate unit is presented to the right of the result.

This report shall not be reproduced, except in full,
without the written consent of Pace Analytical Services, LLC.

Pace Analytical Services, LLC
9800 Kincey Ave. Suite 100
Huntersville, NC 28078
(704)875-9092

QUALITY CONTROL DATA

Project: 2020-LI-2448
Pace Project No.: 92591984

LABORATORY CONTROL SAMPLE: 3576281

Parameter	Units	Spike Conc.	LCS Result	LCS % Rec	% Rec Limits	Qualifiers
Toluene-d8 (S)	%			99	70-130	

MATRIX SPIKE & MATRIX SPIKE DUPLICATE: 3576282 3576283

Parameter	Units	92591016003 Result	MS Spike Conc.	MSD Spike Conc.	MS Result	MSD Result	MS % Rec	MSD % Rec	% Rec Limits	RPD	Max RPD	Qual
1,1,1,2-Tetrachloroethane	ug/L	ND	500	500	465	452	93	90	60-140	3	30	
1,1,1-Trichloroethane	ug/L	ND	500	500	568	581	114	116	60-140	2	30	
1,1,2,2-Tetrachloroethane	ug/L	ND	500	500	434	548	87	110	60-140	23	30	
1,1,2-Trichloroethane	ug/L	ND	500	500	544	460	109	92	60-140	17	30	
1,1-Dichloroethane	ug/L	ND	500	500	506	575	101	115	60-140	13	30	
1,1-Dichloroethene	ug/L	ND	500	500	636	672	127	134	60-140	6	30	
1,1-Dichloropropene	ug/L	ND	500	500	576	640	115	128	60-140	11	30	
1,2,3-Trichlorobenzene	ug/L	ND	500	500	412	424	82	85	60-140	3	30	
1,2,3-Trichloropropane	ug/L	ND	500	500	442	543	88	109	60-140	21	30	
1,2,4-Trichlorobenzene	ug/L	ND	500	500	446	418	89	84	60-140	7	30	
1,2,4-Trimethylbenzene	ug/L	1960	500	500	2470	2560	103	120	60-140	3	30	
1,2-Dibromo-3-chloropropane	ug/L	ND	500	500	404	346	81	69	60-140	16	30	
1,2-Dibromoethane (EDB)	ug/L	ND	500	500	516	481	103	96	60-140	7	30	
1,2-Dichlorobenzene	ug/L	ND	500	500	448	419	90	84	60-140	7	30	
1,2-Dichloroethane	ug/L	ND	500	500	599	585	120	117	60-140	2	30	
1,2-Dichloropropane	ug/L	ND	500	500	588	587	118	117	60-140	0	30	
1,3,5-Trimethylbenzene	ug/L	540	500	500	974	1080	87	108	60-140	10	30	
1,3-Dichlorobenzene	ug/L	ND	500	500	444	448	89	90	60-140	1	30	
1,3-Dichloropropane	ug/L	ND	500	500	572	465	114	93	60-140	21	30	
1,4-Dichlorobenzene	ug/L	ND	500	500	448	455	90	91	60-140	2	30	
2,2-Dichloropropane	ug/L	ND	500	500	479	515	96	103	60-140	7	30	
2-Chlorotoluene	ug/L	ND	500	500	456	510	91	102	60-140	11	30	
4-Chlorotoluene	ug/L	ND	500	500	418	462	84	92	60-140	10	30	
Benzene	ug/L	178	500	500	606	663	86	97	60-140	9	30	
Bromobenzene	ug/L	ND	500	500	474	508	95	102	60-140	7	30	
Bromochloromethane	ug/L	ND	500	500	548	564	110	113	60-140	3	30	
Bromodichloromethane	ug/L	ND	500	500	509	511	102	102	60-140	0	30	
Bromoform	ug/L	ND	500	500	393	473	79	95	60-140	18	30	
Bromomethane	ug/L	ND	500	500	405	527	81	105	60-140	26	30	
Carbon tetrachloride	ug/L	ND	500	500	446	473	89	95	60-140	6	30	
Chlorobenzene	ug/L	ND	500	500	473	474	95	95	60-140	0	30	
Chloroethane	ug/L	ND	500	500	596	601	119	120	60-140	1	30	
Chloroform	ug/L	ND	500	500	512	538	102	108	60-140	5	30	
Chloromethane	ug/L	ND	500	500	443	482	89	96	60-140	9	30	
cis-1,2-Dichloroethene	ug/L	ND	500	500	539	530	108	106	60-140	2	30	
cis-1,3-Dichloropropene	ug/L	ND	500	500	532	436	106	87	60-140	20	30	
Dibromochloromethane	ug/L	ND	500	500	487	408	97	82	60-140	18	30	
Dibromomethane	ug/L	ND	500	500	567	575	113	115	60-140	1	30	

Results presented on this page are in the units indicated by the "Units" column except where an alternate unit is presented to the right of the result.

This report shall not be reproduced, except in full,
without the written consent of Pace Analytical Services, LLC.

Pace Analytical Services, LLC
9800 Kincey Ave. Suite 100
Huntersville, NC 28078
(704)875-9092

QUALITY CONTROL DATA

Project: 2020-LI-2448
Pace Project No.: 92591984

MATRIX SPIKE & MATRIX SPIKE DUPLICATE: 3576282 3576283

Parameter	Units	92591016003 Result	MS Spike Conc.	MSD Spike Conc.	MS Result	MSD Result	MS % Rec	MSD % Rec	% Rec Limits	RPD	Max RPD	Qual
Dichlorodifluoromethane	ug/L	ND	500	500	435	451	87	90	60-140	4	30	
Diisopropyl ether	ug/L	ND	500	500	474	608	95	122	60-140	25	30	
Ethanol	ug/L	ND	20000	20000	23400	24000	117	120	60-140	3	30	
Ethylbenzene	ug/L	2310	500	500	2770	2830	92	104	60-140	2	30	
Hexachloro-1,3-butadiene	ug/L	ND	500	500	431	412	86	82	60-140	4	30	
Isopropylbenzene (Cumene)	ug/L	68.7	500	500	550	691	96	125	60-140	23	30	
m&p-Xylene	ug/L	3990	1000	1000	4790	5170	80	117	60-140	8	30	
Methyl-tert-butyl ether	ug/L	20.4	500	500	594	702	115	136	60-140	17	30	
Methylene Chloride	ug/L	ND	500	500	635	684	127	137	60-140	7	30	
n-Butylbenzene	ug/L	ND	500	500	435	451	87	90	60-140	4	30	
n-Propylbenzene	ug/L	205	500	500	631	721	85	103	60-140	13	30	
Naphthalene	ug/L	772	500	500	1170	1100	80	66	60-140	6	30	
o-Xylene	ug/L	3280	500	500	3650	4700	74	285	60-140	25	30	M1
sec-Butylbenzene	ug/L	ND	500	500	431	482	86	96	60-140	11	30	
Styrene	ug/L	ND	500	500	466	592	93	118	60-140	24	30	
tert-Butylbenzene	ug/L	ND	500	500	357	405	71	81	60-140	13	30	
Tetrachloroethene	ug/L	ND	500	500	589	483	118	97	60-140	20	30	
Toluene	ug/L	134	500	500	650	536	103	80	60-140	19	30	
trans-1,2-Dichloroethene	ug/L	ND	500	500	586	688	117	138	60-140	16	30	
trans-1,3-Dichloropropene	ug/L	ND	500	500	498	418	100	84	60-140	17	30	
Trichloroethene	ug/L	ND	500	500	583	564	117	113	60-140	3	30	
Trichlorofluoromethane	ug/L	ND	500	500	583	599	117	120	60-140	3	30	
Vinyl chloride	ug/L	ND	500	500	491	539	98	108	60-140	9	30	
1,2-Dichloroethane-d4 (S)	%						97	96	70-130			
4-Bromofluorobenzene (S)	%						99	122	70-130			
Toluene-d8 (S)	%						102	84	70-130			

Results presented on this page are in the units indicated by the "Units" column except where an alternate unit is presented to the right of the result.

This report shall not be reproduced, except in full,
without the written consent of Pace Analytical Services, LLC.

Pace Analytical Services, LLC
9800 Kincey Ave. Suite 100
Huntersville, NC 28078
(704)875-9092

QUALIFIERS

Project: 2020-LI-2448
Pace Project No.: 92591984

DEFINITIONS

DF - Dilution Factor, if reported, represents the factor applied to the reported data due to dilution of the sample aliquot.

ND - Not Detected at or above adjusted reporting limit.

TNTC - Too Numerous To Count

J - Estimated concentration above the adjusted method detection limit and below the adjusted reporting limit.

MDL - Adjusted Method Detection Limit.

PQL - Practical Quantitation Limit.

RL - Reporting Limit - The lowest concentration value that meets project requirements for quantitative data with known precision and bias for a specific analyte in a specific matrix.

S - Surrogate

1,2-Diphenylhydrazine decomposes to and cannot be separated from Azobenzene using Method 8270. The result for each analyte is a combined concentration.

Consistent with EPA guidelines, unrounded data are displayed and have been used to calculate % recovery and RPD values.

LCS(D) - Laboratory Control Sample (Duplicate)

MS(D) - Matrix Spike (Duplicate)

DUP - Sample Duplicate

RPD - Relative Percent Difference

NC - Not Calculable.

SG - Silica Gel - Clean-Up

U - Indicates the compound was analyzed for, but not detected.

Acid preservation may not be appropriate for 2 Chloroethylvinyl ether.

A separate vial preserved to a pH of 4-5 is recommended in SW846 Chapter 4 for the analysis of Acrolein and Acrylonitrile by EPA Method 8260.

N-Nitrosodiphenylamine decomposes and cannot be separated from Diphenylamine using Method 8270. The result reported for each analyte is a combined concentration.

Reported results are not rounded until the final step prior to reporting. Therefore, calculated parameters that are typically reported as "Total" may vary slightly from the sum of the reported component parameters.

Pace Analytical is TNI accredited. Contact your Pace PM for the current list of accredited analytes.

TNI - The NELAC Institute.

ANALYTE QUALIFIERS

M1	Matrix spike recovery exceeded QC limits. Batch accepted based on laboratory control sample (LCS) recovery.
N2	The lab does not hold NELAC/TNI accreditation for this parameter but other accreditations/certifications may apply. A complete list of accreditations/certifications is available upon request.

This report shall not be reproduced, except in full,
without the written consent of Pace Analytical Services, LLC.

Pace Analytical Services, LLC
9800 Kincey Ave. Suite 100
Huntersville, NC 28078
(704)875-9092

QUALITY CONTROL DATA CROSS REFERENCE TABLE

Project: 2020-LI-2448
Pace Project No.: 92591984

Lab ID	Sample ID	QC Batch Method	QC Batch	Analytical Method	Analytical Batch
92591984001	**14401_HC_RD**	MADEP VPH	683942		
92591984001	**14401_HC_RD**	EPA 3010A	685059	EPA 6010D	685177
92591984001	**14401_HC_RD**	SM 6200B	683798		

This report shall not be reproduced, except in full,
without the written consent of Pace Analytical Services, LLC.

Pace Analytical

CHAIN-OF-CUSTODY Analytical Request Document

Chain-of-Custody is a LEGAL DOCUMENT - Complete all relevent fields

LAB USE ONLY- Affix W

WO# : 92591984

ALL SHA

92591984

Company: Apex Companies

Address:

Billing Information:

Report To: Andrew Street

Email To: andrew.street@apexcos.com

Copy To:

Site Collection Info/Address:

Customer Project Name/Number: 2020-LI-2448

State: NC County/City: Huntersville Time Zone Collected: [ ] PT [ ] MT [ ] CT [ ] ET

Phone:

Email:

Site/Facility ID #:

Compliance Monitoring? [ ] Yes [ ] No

Collected By (print): Roger Cantley

Purchase Order #:

Quote #:

DW PWS ID #:

DW Location Code:

Collected By (signature):

Turnaround Date Required: ASAP

Immediately Packed on Ice: [✓] Yes [ ] No

Sample Disposal: [✓] Dispose as appropriate [ ] Return [ ] Archive: ____ [ ] Hold: ____

Rush: [ ] Same Day [ ] Next Day [ ] 2 Day [ ] 3 Day [ ] 4 Day [ ] 5 Day (Expedite Charges Apply)

Field Filtered (if applicable): [ ] Yes [ ] No

Analysis: ____

* Matrix Codes (Insert in Matrix box below): Drinking Water (DW), Ground Water (GW), Wastewater (WW), Product (P), Soil/Solid (SL), Oil (OL), Wipe (WP), Air (AR), Tissue (TS), Bioassay (B), Vapor (V), Other (OT)

Container Preservative Type

** Preservative Types: (1) nitric acid, (2) sulfuric acid, (3) hydrochloric acid, (4) sodium hydroxide, (5) zinc acetate, (6) methanol, (7) sodium bisulfate, (8) sodium thiosulfate, (9) hexane, (A) ascorbic acid, (B) ammonium sulfate, (C) ammonium hydroxide, (D) TSP, (U) Unpreserved, (O) Other ____

Analyses

Customer Sample ID	Matrix *	Comp / Grab	Collected (or Composite Start) Date	Collected (or Composite Start) Time	Composite End Date	Composite End Time	Res Cl	# of Ctnr	8260B VOCs 6200	MADEP VPH	Lead
14401-HC-RD	DW	G	3/8/22					8	X	X	X

Lab Profile/Line:

Lab Sample Receipt Checklist:

Custody Seals Present/Intact	Y	N	NA
Custody Signatures Present	Y	N	NA
Collector Signature Present	Y	N	NA
Bottles Intact	Y	N	NA
Correct Bottles	Y	N	NA
Sufficient Volume	Y	N	NA
Samples Received on Ice	Y	N	NA
VOA - Headspace Acceptable	Y	N	NA
USDA Regulated Soils	Y	N	NA
Samples in Holding Time	Y	N	NA
Residual Chlorine Present	Y	N	NA
Cl Strips: ____			
Sample pH Acceptable	Y	N	NA
pH Strips: 223819AV			
Sulfide Present	Y	N	NA
Lead Acetate Strips: ____			

LAB USE ONLY:

Lab Sample # / Comments:

92591984

Customer Remarks / Special Conditions / Possible Hazards:

Type of Ice Used: Wet Blue Dry None

Packing Material Used: bubble bags

Radchem sample(s) screened (<500 cpm): Y N NA

SHORT HOLDS PRESENT (<72 hours): Y N N/A

Lab Tracking #: 2683867

Samples received via: FEDEX UPS Client Courier Pace Courier

Lab Sample Temperature Info:

Temp Blank Received: Y N NA

Therm ID#: 92704

Cooler 1 Temp Upon Receipt: 2.1 oC

Cooler 1 Therm Corr. Factor: 0 oC

Cooler 1 Corrected Temp: 2.1 oC

Comments:

Relinquished by/Company: (Signature)	Date/Time:	Received by/Company: (Signature)	Date/Time:
Apex	3-8-22 / 12:46	VH Pace HVL	3/8/22 1249
Relinquished by/Company: (Signature)	Date/Time:	Received by/Company: (Signature)	Date/Time:
Relinquished by/Company: (Signature)	Date/Time:	Received by/Company: (Signature)	Date/Time:

MTJL LAB USE ONLY

Table #:

Acctnum:

Template:

Prelogin:

PM:

PB:

Trip Blank Received: Y N NA

HCL MeOH TSP Other

Non Conformance(s): YES / NO

Page: 1 of: 1

***Check mark top half of box if pH and/or dechlorination is verified and within the acceptance range for preservation samples.**

Exceptions: VOA, Coliform, TOC, Oil and Grease, DRO/8015 (water) DOC, LLHg

****Bottom half of box is to list number of bottles**

Project WO#: 92591984

PM: AMB Due Date: 03/22/22

CLIENT: 92-APEX MOOR

Item#	BP4U-125 mL Plastic Unpreserved (N/A) (Cl-)	BP3U-250 mL Plastic Unpreserved (N/A)	BP2U-500 mL Plastic Unpreserved (N/A)	BP1U-1 liter Plastic Unpreserved (N/A)	BP4S-125 mL Plastic H2SO4 (pH < 2) (Cl-)	BP3N-250 mL plastic HNO3 (pH < 2)	BP4Z-125 mL Plastic ZN Acetate & NaOH (>9)	BP4B-125 mL Plastic NaOH (pH > 12) (Cl-)	WGFU-Wide-mouthed Glass jar Unpreserved	AG1U-1 liter Amber Unpreserved (N/A) (Cl-)	AG1H-1 liter Amber HCl (pH < 2)	AG3U-250 mL Amber Unpreserved (N/A) (Cl-)	AG1S-1 liter Amber H2SO4 (pH < 2)	AG3S-250 mL Amber H2SO4 (pH < 2)	AG3A(DG3A)-250 mL Amber NH4Cl (N/A)(Cl-)	DG9H-40 mL VOA HCl (N/A)	VG9T-40 mL VOA Na2S2O3 (N/A)	VG9U-40 mL VOA Unpreserved (N/A)	DG9P-40 mL VOA H3PO4 (N/A)	VOAK (3 vials per kit)-5035 kit (N/A)	V/GK (3 vials per kit)-VPH/Gas kit (N/A)	SPST-125 mL Sterile Plastic (N/A – lab)	SPZT-250 mL Sterile Plastic (N/A – lab)		BP3A-250 mL Plastic (NH2)2SO4 (9.3-9.7)	AG0U-100 mL Amber Unpreserved vials (N/A)	VSGU-20 mL Scintillation vials (N/A)	DG9U-40 mL Amber Unpreserved vials (N/A)
1						✓										6 7												
2																KS												
3																												
4																												
5																												
6																												
7																												
8																												
9																												
10																												
11																												
12																												

pH Adjustment Log for Preserved Samples

Sample ID	Type of Preservative	pH upon receipt	Date preservation adjusted	Time preservation adjusted	Amount of Preservative added	Lot #

~~Note: Whenever there is a discrepancy affecting North Carolina compliance samples, a copy of this form will be sent to the North Carolina DENR Certification Office (i.e.~~
Out of hold, incorrect preservative, out of temp, incorrect containers.

Pace Analytical Services, LLC
9800 Kincey Ave. Suite 100
Huntersville, NC 28078
(704)875-9092

March 23, 2022

Andrew Street
Apex Companies - NC
5900 Northwoods Business Pkwy
Suite 5900-0
Charlotte, NC 28269

RE: Project: 2020-LI-2448
Pace Project No.: 92591985

Dear Andrew Street:

Enclosed are the analytical results for sample(s) received by the laboratory on March 08, 2022. The results relate only to the samples included in this report. Results reported herein conform to the applicable TNI/NELAC Standards and the laboratory's Quality Manual, where applicable, unless otherwise noted in the body of the report.

The test results provided in this final report were generated by each of the following laboratories within the Pace Network:

- Pace Analytical Services - Asheville
- Pace Analytical Services - Charlotte

If you have any questions concerning this report, please feel free to contact me.

Sincerely,

Angela M. Baioni

Angela Baioni
angela.baioni@pacelabs.com
(704)875-9092
Project Manager

Enclosures

cc: J Culbreath, Colonial Pipeline Company
Naomi Fretz, APEX Companies, LLC
Robert Hughes, Colonial Pipeline
Jamie Moran, APEX Companies, LLC
Jeff Morrison, Colonial Pipeline Company
Tom Naumann, APEX Companies - NC
Joe Nicolette, Montrose-EPS
Kaitlyn Nootens, Apex Companies
Christopher Schultz, Apex Companies
Matt Teixeira, Apex Companies, LLC
Michael Verdon, Colonial Pipeline Company
JM Wyatt, Colonial Pipeline Company

REPORT OF LABORATORY ANALYSIS

This report shall not be reproduced, except in full,
without the written consent of Pace Analytical Services, LLC.

Pace Analytical Services, LLC
9800 Kincey Ave. Suite 100
Huntersville, NC 28078
(704)875-9092

CERTIFICATIONS

Project: 2020-LI-2448
Pace Project No.: 92591985

Pace Analytical Services Charlotte

South Carolina Laboratory ID: 99006
9800 Kincey Ave. Ste 100, Huntersville, NC 28078
North Carolina Drinking Water Certification #: 37706
North Carolina Field Services Certification #: 5342
North Carolina Wastewater Certification #: 12
South Carolina Laboratory ID: 99006
South Carolina Certification #: 99006001
South Carolina Drinking Water Cert. #: 99006003
Florida/NELAP Certification #: E87627
Kentucky UST Certification #: 84
Louisiana DoH Drinking Water #: LA029
Virginia/VELAP Certification #: 460221

Pace Analytical Services Asheville

2225 Riverside Drive, Asheville, NC 28804
Florida/NELAP Certification #: E87648
North Carolina Drinking Water Certification #: 37712
North Carolina Wastewater Certification #: 40
South Carolina Laboratory ID: 99030
South Carolina Certification #: 99030001
Virginia/VELAP Certification #: 460222

This report shall not be reproduced, except in full,
without the written consent of Pace Analytical Services, LLC.

Pace Analytical Services, LLC
9800 Kincey Ave. Suite 100
Huntersville, NC 28078
(704)875-9092

SAMPLE SUMMARY

Project: 2020-LI-2448
Pace Project No.: 92591985

Lab ID	Sample ID	Matrix	Date Collected	Date Received
92591985001	**13835_AC_RD**	Water	03/08/22 00:00	03/08/22 12:46

This report shall not be reproduced, except in full,
without the written consent of Pace Analytical Services, LLC.

Pace Analytical Services, LLC
9800 Kincey Ave. Suite 100
Huntersville, NC 28078
(704)875-9092

SAMPLE ANALYTE COUNT

Project: 2020-LI-2448
Pace Project No.: 92591985

Lab ID	Sample ID	Method	Analysts	Analytes Reported	Laboratory
92591985001	**13835_AC_RD**	MADEP VPH	MAD	6	PASI-C
		EPA 6010D	CBV	1	PASI-A
		SM 6200B	SAS	64	PASI-C

PASI-A = Pace Analytical Services - Asheville
PASI-C = Pace Analytical Services - Charlotte

This report shall not be reproduced, except in full,
without the written consent of Pace Analytical Services, LLC.

Pace Analytical Services, LLC
9800 Kincey Ave. Suite 100
Huntersville, NC 28078
(704)875-9092

ANALYTICAL RESULTS

Project: 2020-LI-2448
Pace Project No.: 92591985

Sample: 13835_AC_RD **Lab ID: 92591985001** Collected: 03/08/22 00:00 Received: 03/08/22 12:46 Matrix: Water

Parameters	Results	Units	Report Limit	MDL	DF	Prepared	Analyzed	CAS No.	Qual
VPH NC Water	Analytical Method: MADEP VPH								
	Pace Analytical Services - Charlotte								
Total VPH (C5-C12)	ND	ug/L	50.0	50.0	1		03/10/22 19:31		N2
Aliphatic (C05-C08)	ND	ug/L	50.0	50.0	1		03/10/22 19:31		N2
Aliphatic(C09-C12) Adjusted	ND	ug/L	50.0	50.0	1		03/10/22 19:31		N2
Aromatic (C09-C10)	ND	ug/L	50.0	50.0	1		03/10/22 19:31		N2
Surrogates									
4-Bromofluorobenzene (FID) (S)	97	%	70-130		1		03/10/22 19:31	460-00-4	
4-Bromofluorobenzene (PID) (S)	82	%	70-130		1		03/10/22 19:31	460-00-4	
6010 MET ICP	Analytical Method: EPA 6010D Preparation Method: EPA 3010A								
	Pace Analytical Services - Asheville								
Lead	ND	ug/L	5.0	4.5	1	03/16/22 11:50	03/18/22 05:57	7439-92-1	
6200B MSV	Analytical Method: SM 6200B								
	Pace Analytical Services - Charlotte								
Benzene	ND	ug/L	0.50	0.34	1		03/10/22 14:59	71-43-2	
Bromobenzene	ND	ug/L	0.50	0.29	1		03/10/22 14:59	108-86-1	
Bromochloromethane	ND	ug/L	0.50	0.47	1		03/10/22 14:59	74-97-5	
Bromodichloromethane	ND	ug/L	0.50	0.31	1		03/10/22 14:59	75-27-4	
Bromoform	ND	ug/L	0.50	0.34	1		03/10/22 14:59	75-25-2	
Bromomethane	ND	ug/L	5.0	1.7	1		03/10/22 14:59	74-83-9	
n-Butylbenzene	ND	ug/L	0.50	0.49	1		03/10/22 14:59	104-51-8	
sec-Butylbenzene	ND	ug/L	0.50	0.40	1		03/10/22 14:59	135-98-8	
tert-Butylbenzene	ND	ug/L	0.50	0.32	1		03/10/22 14:59	98-06-6	
Carbon tetrachloride	ND	ug/L	0.50	0.33	1		03/10/22 14:59	56-23-5	
Chlorobenzene	ND	ug/L	0.50	0.28	1		03/10/22 14:59	108-90-7	
Chloroethane	ND	ug/L	1.0	0.65	1		03/10/22 14:59	75-00-3	
Chloroform	ND	ug/L	0.50	0.35	1		03/10/22 14:59	67-66-3	
Chloromethane	ND	ug/L	1.0	0.54	1		03/10/22 14:59	74-87-3	
2-Chlorotoluene	ND	ug/L	0.50	0.32	1		03/10/22 14:59	95-49-8	
4-Chlorotoluene	ND	ug/L	0.50	0.32	1		03/10/22 14:59	106-43-4	
1,2-Dibromo-3-chloropropane	ND	ug/L	1.0	0.34	1		03/10/22 14:59	96-12-8	
Dibromochloromethane	ND	ug/L	0.50	0.36	1		03/10/22 14:59	124-48-1	
1,2-Dibromoethane (EDB)	ND	ug/L	0.50	0.27	1		03/10/22 14:59	106-93-4	
Dibromomethane	ND	ug/L	0.50	0.39	1		03/10/22 14:59	74-95-3	
1,2-Dichlorobenzene	ND	ug/L	0.50	0.34	1		03/10/22 14:59	95-50-1	
1,3-Dichlorobenzene	ND	ug/L	0.50	0.34	1		03/10/22 14:59	541-73-1	
1,4-Dichlorobenzene	ND	ug/L	0.50	0.33	1		03/10/22 14:59	106-46-7	
Dichlorodifluoromethane	ND	ug/L	0.50	0.35	1		03/10/22 14:59	75-71-8	
1,1-Dichloroethane	ND	ug/L	0.50	0.37	1		03/10/22 14:59	75-34-3	
1,2-Dichloroethane	ND	ug/L	0.50	0.32	1		03/10/22 14:59	107-06-2	
1,1-Dichloroethene	ND	ug/L	0.50	0.35	1		03/10/22 14:59	75-35-4	
cis-1,2-Dichloroethene	ND	ug/L	0.50	0.38	1		03/10/22 14:59	156-59-2	
trans-1,2-Dichloroethene	ND	ug/L	0.50	0.40	1		03/10/22 14:59	156-60-5	
1,2-Dichloropropane	ND	ug/L	0.50	0.36	1		03/10/22 14:59	78-87-5	
1,3-Dichloropropane	ND	ug/L	0.50	0.28	1		03/10/22 14:59	142-28-9	

This report shall not be reproduced, except in full,
without the written consent of Pace Analytical Services, LLC.

Pace Analytical Services, LLC
9800 Kincey Ave. Suite 100
Huntersville, NC 28078
(704)875-9092

ANALYTICAL RESULTS

Project: 2020-LI-2448
Pace Project No.: 92591985

Sample: 13835_AC_RD **Lab ID: 92591985001** Collected: 03/08/22 00:00 Received: 03/08/22 12:46 Matrix: Water

Parameters	Results	Units	Report Limit	MDL	DF	Prepared	Analyzed	CAS No.	Qual
6200B MSV	Analytical Method: SM 6200B								
	Pace Analytical Services - Charlotte								
2,2-Dichloropropane	ND	ug/L	0.50	0.39	1		03/10/22 14:59	594-20-7	
1,1-Dichloropropene	ND	ug/L	0.50	0.43	1		03/10/22 14:59	563-58-6	
cis-1,3-Dichloropropene	ND	ug/L	0.50	0.36	1		03/10/22 14:59	10061-01-5	
trans-1,3-Dichloropropene	ND	ug/L	0.50	0.36	1		03/10/22 14:59	10061-02-6	
Diisopropyl ether	ND	ug/L	0.50	0.31	1		03/10/22 14:59	108-20-3	
Ethanol	ND	ug/L	200	72.2	1		03/10/22 14:59	64-17-5	
Ethylbenzene	ND	ug/L	0.50	0.30	1		03/10/22 14:59	100-41-4	
Hexachloro-1,3-butadiene	ND	ug/L	2.0	1.5	1		03/10/22 14:59	87-68-3	
Isopropylbenzene (Cumene)	ND	ug/L	0.50	0.33	1		03/10/22 14:59	98-82-8	
Methylene Chloride	ND	ug/L	2.0	2.0	1		03/10/22 14:59	75-09-2	
Methyl-tert-butyl ether	ND	ug/L	0.50	0.42	1		03/10/22 14:59	1634-04-4	
Naphthalene	ND	ug/L	2.0	0.64	1		03/10/22 14:59	91-20-3	
n-Propylbenzene	ND	ug/L	0.50	0.34	1		03/10/22 14:59	103-65-1	
Styrene	ND	ug/L	0.50	0.29	1		03/10/22 14:59	100-42-5	
1,1,1,2-Tetrachloroethane	ND	ug/L	0.50	0.31	1		03/10/22 14:59	630-20-6	
1,1,2,2-Tetrachloroethane	ND	ug/L	0.50	0.22	1		03/10/22 14:59	79-34-5	
Tetrachloroethene	ND	ug/L	0.50	0.29	1		03/10/22 14:59	127-18-4	
Toluene	ND	ug/L	0.50	0.48	1		03/10/22 14:59	108-88-3	
1,2,3-Trichlorobenzene	ND	ug/L	2.0	0.81	1		03/10/22 14:59	87-61-6	
1,2,4-Trichlorobenzene	ND	ug/L	2.0	0.64	1		03/10/22 14:59	120-82-1	
1,1,1-Trichloroethane	ND	ug/L	0.50	0.33	1		03/10/22 14:59	71-55-6	
1,1,2-Trichloroethane	ND	ug/L	0.50	0.32	1		03/10/22 14:59	79-00-5	
Trichloroethene	ND	ug/L	0.50	0.38	1		03/10/22 14:59	79-01-6	
Trichlorofluoromethane	ND	ug/L	1.0	0.30	1		03/10/22 14:59	75-69-4	
1,2,3-Trichloropropane	ND	ug/L	0.50	0.26	1		03/10/22 14:59	96-18-4	
1,2,4-Trimethylbenzene	ND	ug/L	0.50	0.50	1		03/10/22 14:59	95-63-6	
1,3,5-Trimethylbenzene	ND	ug/L	0.50	0.33	1		03/10/22 14:59	108-67-8	
Vinyl chloride	ND	ug/L	1.0	0.39	1		03/10/22 14:59	75-01-4	
m&p-Xylene	ND	ug/L	1.0	0.71	1		03/10/22 14:59	179601-23-1	
o-Xylene	ND	ug/L	0.50	0.34	1		03/10/22 14:59	95-47-6	
Surrogates									
1,2-Dichloroethane-d4 (S)	102	%	70-130		1		03/10/22 14:59	17060-07-0	
4-Bromofluorobenzene (S)	78	%	70-130		1		03/10/22 14:59	460-00-4	
Toluene-d8 (S)	101	%	70-130		1		03/10/22 14:59	2037-26-5	

This report shall not be reproduced, except in full,
without the written consent of Pace Analytical Services, LLC.

Pace Analytical Services, LLC
9800 Kincey Ave. Suite 100
Huntersville, NC 28078
(704)875-9092

QUALITY CONTROL DATA

Project: 2020-LI-2448
Pace Project No.: 92591985

QC Batch: 683942
QC Batch Method: MADEP VPH
Analysis Method: MADEP VPH
Analysis Description: VPH NC Water
Laboratory: Pace Analytical Services - Charlotte
Associated Lab Samples: 92591985001

METHOD BLANK: 3577304
Matrix: Water
Associated Lab Samples: 92591985001

Parameter	Units	Blank Result	Reporting Limit	MDL	Analyzed	Qualifiers
Aliphatic (C05-C08)	ug/L	ND	50.0	50.0	03/10/22 15:10	N2
Aromatic (C09-C10)	ug/L	ND	50.0	50.0	03/10/22 15:10	N2
4-Bromofluorobenzene (FID) (S)	%	100	70-130		03/10/22 15:10	
4-Bromofluorobenzene (PID) (S)	%	84	70-130		03/10/22 15:10	

LABORATORY CONTROL SAMPLE & LCSD: 3577305 3577306

Parameter	Units	Spike Conc.	LCS Result	LCSD Result	LCS % Rec	LCSD % Rec	% Rec Limits	RPD	Max RPD	Qualifiers
Aliphatic (C05-C08)	ug/L	300	233	225	78	75	70-130	4	25	N2
Aromatic (C09-C10)	ug/L	100	97.2	91.0	97	91	70-130	7	25	N2
4-Bromofluorobenzene (FID) (S)	%				101	104	70-130			
4-Bromofluorobenzene (PID) (S)	%				85	88	70-130			

Results presented on this page are in the units indicated by the "Units" column except where an alternate unit is presented to the right of the result.

This report shall not be reproduced, except in full,
without the written consent of Pace Analytical Services, LLC.

Pace Analytical Services, LLC
9800 Kincey Ave. Suite 100
Huntersville, NC 28078
(704)875-9092

QUALITY CONTROL DATA

Project: 2020-LI-2448
Pace Project No.: 92591985

QC Batch: 685059
QC Batch Method: EPA 3010A
Analysis Method: EPA 6010D
Analysis Description: 6010 MET
Laboratory: Pace Analytical Services - Asheville
Associated Lab Samples: 92591985001

METHOD BLANK: 3582209 Matrix: Water
Associated Lab Samples: 92591985001

Parameter	Units	Blank Result	Reporting Limit	MDL	Analyzed	Qualifiers
Lead	ug/L	ND	5.0	4.5	03/18/22 04:51	

LABORATORY CONTROL SAMPLE: 3582210

Parameter	Units	Spike Conc.	LCS Result	LCS % Rec	% Rec Limits	Qualifiers
Lead	ug/L	500	471	94	80-120	

MATRIX SPIKE & MATRIX SPIKE DUPLICATE: 3582211 3582212

Parameter	Units	92591058006 Result	MS Spike Conc.	MSD Spike Conc.	MS Result	MSD Result	MS % Rec	MSD % Rec	% Rec Limits	RPD	Max RPD	Qual
Lead	ug/L	ND	500	500	463	471	92	94	75-125	2	20	

Results presented on this page are in the units indicated by the "Units" column except where an alternate unit is presented to the right of the result.

REPORT OF LABORATORY ANALYSIS

This report shall not be reproduced, except in full,
without the written consent of Pace Analytical Services, LLC.

Pace Analytical Services, LLC
9800 Kincey Ave. Suite 100
Huntersville, NC 28078
(704)875-9092

QUALITY CONTROL DATA

Project: 2020-LI-2448
Pace Project No.: 92591985

QC Batch: 683798
QC Batch Method: SM 6200B
Analysis Method: SM 6200B
Analysis Description: 6200B MSV
Laboratory: Pace Analytical Services - Charlotte
Associated Lab Samples: 92591985001

METHOD BLANK: 3576280
Matrix: Water
Associated Lab Samples: 92591985001

Parameter	Units	Blank Result	Reporting Limit	MDL	Analyzed	Qualifiers
1,1,1,2-Tetrachloroethane	ug/L	ND	0.50	0.31	03/10/22 11:43	
1,1,1-Trichloroethane	ug/L	ND	0.50	0.33	03/10/22 11:43	
1,1,2,2-Tetrachloroethane	ug/L	ND	0.50	0.22	03/10/22 11:43	
1,1,2-Trichloroethane	ug/L	ND	0.50	0.32	03/10/22 11:43	
1,1-Dichloroethane	ug/L	ND	0.50	0.37	03/10/22 11:43	
1,1-Dichloroethene	ug/L	ND	0.50	0.35	03/10/22 11:43	
1,1-Dichloropropene	ug/L	ND	0.50	0.43	03/10/22 11:43	
1,2,3-Trichlorobenzene	ug/L	ND	2.0	0.81	03/10/22 11:43	
1,2,3-Trichloropropane	ug/L	ND	0.50	0.26	03/10/22 11:43	
1,2,4-Trichlorobenzene	ug/L	ND	2.0	0.64	03/10/22 11:43	
1,2,4-Trimethylbenzene	ug/L	ND	0.50	0.50	03/10/22 11:43	
1,2-Dibromo-3-chloropropane	ug/L	ND	1.0	0.34	03/10/22 11:43	
1,2-Dibromoethane (EDB)	ug/L	ND	0.50	0.27	03/10/22 11:43	
1,2-Dichlorobenzene	ug/L	ND	0.50	0.34	03/10/22 11:43	
1,2-Dichloroethane	ug/L	ND	0.50	0.32	03/10/22 11:43	
1,2-Dichloropropane	ug/L	ND	0.50	0.36	03/10/22 11:43	
1,3,5-Trimethylbenzene	ug/L	ND	0.50	0.33	03/10/22 11:43	
1,3-Dichlorobenzene	ug/L	ND	0.50	0.34	03/10/22 11:43	
1,3-Dichloropropane	ug/L	ND	0.50	0.28	03/10/22 11:43	
1,4-Dichlorobenzene	ug/L	ND	0.50	0.33	03/10/22 11:43	
2,2-Dichloropropane	ug/L	ND	0.50	0.39	03/10/22 11:43	
2-Chlorotoluene	ug/L	ND	0.50	0.32	03/10/22 11:43	
4-Chlorotoluene	ug/L	ND	0.50	0.32	03/10/22 11:43	
Benzene	ug/L	ND	0.50	0.34	03/10/22 11:43	
Bromobenzene	ug/L	ND	0.50	0.29	03/10/22 11:43	
Bromochloromethane	ug/L	ND	0.50	0.47	03/10/22 11:43	
Bromodichloromethane	ug/L	ND	0.50	0.31	03/10/22 11:43	
Bromoform	ug/L	ND	0.50	0.34	03/10/22 11:43	
Bromomethane	ug/L	ND	5.0	1.7	03/10/22 11:43	
Carbon tetrachloride	ug/L	ND	0.50	0.33	03/10/22 11:43	
Chlorobenzene	ug/L	ND	0.50	0.28	03/10/22 11:43	
Chloroethane	ug/L	ND	1.0	0.65	03/10/22 11:43	
Chloroform	ug/L	ND	0.50	0.35	03/10/22 11:43	
Chloromethane	ug/L	ND	1.0	0.54	03/10/22 11:43	
cis-1,2-Dichloroethene	ug/L	ND	0.50	0.38	03/10/22 11:43	
cis-1,3-Dichloropropene	ug/L	ND	0.50	0.36	03/10/22 11:43	
Dibromochloromethane	ug/L	ND	0.50	0.36	03/10/22 11:43	
Dibromomethane	ug/L	ND	0.50	0.39	03/10/22 11:43	
Dichlorodifluoromethane	ug/L	ND	0.50	0.35	03/10/22 11:43	
Diisopropyl ether	ug/L	ND	0.50	0.31	03/10/22 11:43	

Results presented on this page are in the units indicated by the "Units" column except where an alternate unit is presented to the right of the result.

This report shall not be reproduced, except in full,
without the written consent of Pace Analytical Services, LLC.

Pace Analytical Services, LLC
9800 Kincey Ave. Suite 100
Huntersville, NC 28078
(704)875-9092

QUALITY CONTROL DATA

Project: 2020-LI-2448
Pace Project No.: 92591985

METHOD BLANK: 3576280 Matrix: Water
Associated Lab Samples: 92591985001

Parameter	Units	Blank Result	Reporting Limit	MDL	Analyzed	Qualifiers
Ethanol	ug/L	ND	200	72.2	03/10/22 11:43	
Ethylbenzene	ug/L	ND	0.50	0.30	03/10/22 11:43	
Hexachloro-1,3-butadiene	ug/L	ND	2.0	1.5	03/10/22 11:43	
Isopropylbenzene (Cumene)	ug/L	ND	0.50	0.33	03/10/22 11:43	
m&p-Xylene	ug/L	ND	1.0	0.71	03/10/22 11:43	
Methyl-tert-butyl ether	ug/L	ND	0.50	0.42	03/10/22 11:43	
Methylene Chloride	ug/L	ND	2.0	2.0	03/10/22 11:43	
n-Butylbenzene	ug/L	ND	0.50	0.49	03/10/22 11:43	
n-Propylbenzene	ug/L	ND	0.50	0.34	03/10/22 11:43	
Naphthalene	ug/L	ND	2.0	0.64	03/10/22 11:43	
o-Xylene	ug/L	ND	0.50	0.34	03/10/22 11:43	
sec-Butylbenzene	ug/L	ND	0.50	0.40	03/10/22 11:43	
Styrene	ug/L	ND	0.50	0.29	03/10/22 11:43	
tert-Butylbenzene	ug/L	ND	0.50	0.32	03/10/22 11:43	
Tetrachloroethene	ug/L	ND	0.50	0.29	03/10/22 11:43	
Toluene	ug/L	ND	0.50	0.48	03/10/22 11:43	
trans-1,2-Dichloroethene	ug/L	ND	0.50	0.40	03/10/22 11:43	
trans-1,3-Dichloropropene	ug/L	ND	0.50	0.36	03/10/22 11:43	
Trichloroethene	ug/L	ND	0.50	0.38	03/10/22 11:43	
Trichlorofluoromethane	ug/L	ND	1.0	0.30	03/10/22 11:43	
Vinyl chloride	ug/L	ND	1.0	0.39	03/10/22 11:43	
1,2-Dichloroethane-d4 (S)	%	99	70-130		03/10/22 11:43	
4-Bromofluorobenzene (S)	%	96	70-130		03/10/22 11:43	
Toluene-d8 (S)	%	106	70-130		03/10/22 11:43	

LABORATORY CONTROL SAMPLE: 3576281

Parameter	Units	Spike Conc.	LCS Result	LCS % Rec	% Rec Limits	Qualifiers
1,1,1,2-Tetrachloroethane	ug/L	50	47.4	95	60-140	
1,1,1-Trichloroethane	ug/L	50	57.4	115	60-140	
1,1,2,2-Tetrachloroethane	ug/L	50	45.4	91	60-140	
1,1,2-Trichloroethane	ug/L	50	53.3	107	60-140	
1,1-Dichloroethane	ug/L	50	55.2	110	60-140	
1,1-Dichloroethene	ug/L	50	56.4	113	60-140	
1,1-Dichloropropene	ug/L	50	65.7	131	60-140	
1,2,3-Trichlorobenzene	ug/L	50	45.8	92	60-140	
1,2,3-Trichloropropane	ug/L	50	45.0	90	60-140	
1,2,4-Trichlorobenzene	ug/L	50	46.7	93	60-140	
1,2,4-Trimethylbenzene	ug/L	50	43.5	87	60-140	
1,2-Dibromo-3-chloropropane	ug/L	50	42.8	86	60-140	
1,2-Dibromoethane (EDB)	ug/L	50	48.9	98	60-140	
1,2-Dichlorobenzene	ug/L	50	45.1	90	60-140	
1,2-Dichloroethane	ug/L	50	56.6	113	60-140	
1,2-Dichloropropane	ug/L	50	55.8	112	60-140	

Results presented on this page are in the units indicated by the "Units" column except where an alternate unit is presented to the right of the result.

This report shall not be reproduced, except in full,
without the written consent of Pace Analytical Services, LLC.

Pace Analytical Services, LLC
9800 Kincey Ave. Suite 100
Huntersville, NC 28078
(704)875-9092

QUALITY CONTROL DATA

Project: 2020-LI-2448
Pace Project No.: 92591985

LABORATORY CONTROL SAMPLE: 3576281

Parameter	Units	Spike Conc.	LCS Result	LCS % Rec	% Rec Limits	Qualifiers
1,3,5-Trimethylbenzene	ug/L	50	45.2	90	60-140	
1,3-Dichlorobenzene	ug/L	50	45.0	90	60-140	
1,3-Dichloropropane	ug/L	50	49.8	100	60-140	
1,4-Dichlorobenzene	ug/L	50	44.7	89	60-140	
2,2-Dichloropropane	ug/L	50	55.8	112	60-140	
2-Chlorotoluene	ug/L	50	46.1	92	60-140	
4-Chlorotoluene	ug/L	50	42.7	85	60-140	
Benzene	ug/L	50	53.5	107	60-140	
Bromobenzene	ug/L	50	46.2	92	60-140	
Bromochloromethane	ug/L	50	58.5	117	60-140	
Bromodichloromethane	ug/L	50	49.4	99	60-140	
Bromoform	ug/L	50	42.2	84	60-140	
Bromomethane	ug/L	50	40.0	80	60-140	
Carbon tetrachloride	ug/L	50	50.3	101	60-140	
Chlorobenzene	ug/L	50	45.9	92	60-140	
Chloroethane	ug/L	50	51.0	102	60-140	
Chloroform	ug/L	50	55.4	111	60-140	
Chloromethane	ug/L	50	52.7	105	60-140	
cis-1,2-Dichloroethene	ug/L	50	55.9	112	60-140	
cis-1,3-Dichloropropene	ug/L	50	54.1	108	60-140	
Dibromochloromethane	ug/L	50	43.0	86	60-140	
Dibromomethane	ug/L	50	51.4	103	60-140	
Dichlorodifluoromethane	ug/L	50	54.1	108	60-140	
Diisopropyl ether	ug/L	50	60.5	121	60-140	
Ethanol	ug/L	2000	2000	100	60-140	
Ethylbenzene	ug/L	50	46.6	93	60-140	
Hexachloro-1,3-butadiene	ug/L	50	45.4	91	60-140	
Isopropylbenzene (Cumene)	ug/L	50	47.0	94	60-140	
m&p-Xylene	ug/L	100	92.3	92	60-140	
Methyl-tert-butyl ether	ug/L	50	63.9	128	60-140	
Methylene Chloride	ug/L	50	56.9	114	60-140	
n-Butylbenzene	ug/L	50	45.1	90	60-140	
n-Propylbenzene	ug/L	50	45.7	91	60-140	
Naphthalene	ug/L	50	44.7	89	60-140	
o-Xylene	ug/L	50	45.2	90	60-140	
sec-Butylbenzene	ug/L	50	45.5	91	60-140	
Styrene	ug/L	50	45.7	91	60-140	
tert-Butylbenzene	ug/L	50	37.4	75	60-140	
Tetrachloroethene	ug/L	50	47.7	95	60-140	
Toluene	ug/L	50	48.2	96	60-140	
trans-1,2-Dichloroethene	ug/L	50	57.6	115	60-140	
trans-1,3-Dichloropropene	ug/L	50	50.6	101	60-140	
Trichloroethene	ug/L	50	55.3	111	60-140	
Trichlorofluoromethane	ug/L	50	49.1	98	60-140	
Vinyl chloride	ug/L	50	56.5	113	60-140	
1,2-Dichloroethane-d4 (S)	%			101	70-130	
4-Bromofluorobenzene (S)	%			98	70-130	

Results presented on this page are in the units indicated by the "Units" column except where an alternate unit is presented to the right of the result.

This report shall not be reproduced, except in full,
without the written consent of Pace Analytical Services, LLC.

Pace Analytical Services, LLC
9800 Kincey Ave. Suite 100
Huntersville, NC 28078
(704)875-9092

QUALITY CONTROL DATA

Project: 2020-LI-2448
Pace Project No.: 92591985

LABORATORY CONTROL SAMPLE: 3576281

Parameter	Units	Spike Conc.	LCS Result	LCS % Rec	% Rec Limits	Qualifiers
Toluene-d8 (S)	%			99	70-130	

MATRIX SPIKE & MATRIX SPIKE DUPLICATE: 3576282 3576283

Parameter	Units	92591016003 Result	MS Spike Conc.	MSD Spike Conc.	MS Result	MSD Result	MS % Rec	MSD % Rec	% Rec Limits	RPD	Max RPD	Qual
1,1,1,2-Tetrachloroethane	ug/L	ND	500	500	465	452	93	90	60-140	3	30	
1,1,1-Trichloroethane	ug/L	ND	500	500	568	581	114	116	60-140	2	30	
1,1,2,2-Tetrachloroethane	ug/L	ND	500	500	434	548	87	110	60-140	23	30	
1,1,2-Trichloroethane	ug/L	ND	500	500	544	460	109	92	60-140	17	30	
1,1-Dichloroethane	ug/L	ND	500	500	506	575	101	115	60-140	13	30	
1,1-Dichloroethene	ug/L	ND	500	500	636	672	127	134	60-140	6	30	
1,1-Dichloropropene	ug/L	ND	500	500	576	640	115	128	60-140	11	30	
1,2,3-Trichlorobenzene	ug/L	ND	500	500	412	424	82	85	60-140	3	30	
1,2,3-Trichloropropane	ug/L	ND	500	500	442	543	88	109	60-140	21	30	
1,2,4-Trichlorobenzene	ug/L	ND	500	500	446	418	89	84	60-140	7	30	
1,2,4-Trimethylbenzene	ug/L	1960	500	500	2470	2560	103	120	60-140	3	30	
1,2-Dibromo-3-chloropropane	ug/L	ND	500	500	404	346	81	69	60-140	16	30	
1,2-Dibromoethane (EDB)	ug/L	ND	500	500	516	481	103	96	60-140	7	30	
1,2-Dichlorobenzene	ug/L	ND	500	500	448	419	90	84	60-140	7	30	
1,2-Dichloroethane	ug/L	ND	500	500	599	585	120	117	60-140	2	30	
1,2-Dichloropropane	ug/L	ND	500	500	588	587	118	117	60-140	0	30	
1,3,5-Trimethylbenzene	ug/L	540	500	500	974	1080	87	108	60-140	10	30	
1,3-Dichlorobenzene	ug/L	ND	500	500	444	448	89	90	60-140	1	30	
1,3-Dichloropropane	ug/L	ND	500	500	572	465	114	93	60-140	21	30	
1,4-Dichlorobenzene	ug/L	ND	500	500	448	455	90	91	60-140	2	30	
2,2-Dichloropropane	ug/L	ND	500	500	479	515	96	103	60-140	7	30	
2-Chlorotoluene	ug/L	ND	500	500	456	510	91	102	60-140	11	30	
4-Chlorotoluene	ug/L	ND	500	500	418	462	84	92	60-140	10	30	
Benzene	ug/L	178	500	500	606	663	86	97	60-140	9	30	
Bromobenzene	ug/L	ND	500	500	474	508	95	102	60-140	7	30	
Bromochloromethane	ug/L	ND	500	500	548	564	110	113	60-140	3	30	
Bromodichloromethane	ug/L	ND	500	500	509	511	102	102	60-140	0	30	
Bromoform	ug/L	ND	500	500	393	473	79	95	60-140	18	30	
Bromomethane	ug/L	ND	500	500	405	527	81	105	60-140	26	30	
Carbon tetrachloride	ug/L	ND	500	500	446	473	89	95	60-140	6	30	
Chlorobenzene	ug/L	ND	500	500	473	474	95	95	60-140	0	30	
Chloroethane	ug/L	ND	500	500	596	601	119	120	60-140	1	30	
Chloroform	ug/L	ND	500	500	512	538	102	108	60-140	5	30	
Chloromethane	ug/L	ND	500	500	443	482	89	96	60-140	9	30	
cis-1,2-Dichloroethene	ug/L	ND	500	500	539	530	108	106	60-140	2	30	
cis-1,3-Dichloropropene	ug/L	ND	500	500	532	436	106	87	60-140	20	30	
Dibromochloromethane	ug/L	ND	500	500	487	408	97	82	60-140	18	30	
Dibromomethane	ug/L	ND	500	500	567	575	113	115	60-140	1	30	

Results presented on this page are in the units indicated by the "Units" column except where an alternate unit is presented to the right of the result.

This report shall not be reproduced, except in full,
without the written consent of Pace Analytical Services, LLC.

Pace Analytical Services, LLC
9800 Kincey Ave. Suite 100
Huntersville, NC 28078
(704)875-9092

QUALITY CONTROL DATA

Project: 2020-LI-2448
Pace Project No.: 92591985

MATRIX SPIKE & MATRIX SPIKE DUPLICATE: 3576282 3576283

Parameter	Units	92591016003 Result	MS Spike Conc.	MSD Spike Conc.	MS Result	MSD Result	MS % Rec	MSD % Rec	% Rec Limits	RPD	Max RPD	Qual
Dichlorodifluoromethane	ug/L	ND	500	500	435	451	87	90	60-140	4	30	
Diisopropyl ether	ug/L	ND	500	500	474	608	95	122	60-140	25	30	
Ethanol	ug/L	ND	20000	20000	23400	24000	117	120	60-140	3	30	
Ethylbenzene	ug/L	2310	500	500	2770	2830	92	104	60-140	2	30	
Hexachloro-1,3-butadiene	ug/L	ND	500	500	431	412	86	82	60-140	4	30	
Isopropylbenzene (Cumene)	ug/L	68.7	500	500	550	691	96	125	60-140	23	30	
m&p-Xylene	ug/L	3990	1000	1000	4790	5170	80	117	60-140	8	30	
Methyl-tert-butyl ether	ug/L	20.4	500	500	594	702	115	136	60-140	17	30	
Methylene Chloride	ug/L	ND	500	500	635	684	127	137	60-140	7	30	
n-Butylbenzene	ug/L	ND	500	500	435	451	87	90	60-140	4	30	
n-Propylbenzene	ug/L	205	500	500	631	721	85	103	60-140	13	30	
Naphthalene	ug/L	772	500	500	1170	1100	80	66	60-140	6	30	
o-Xylene	ug/L	3280	500	500	3650	4700	74	285	60-140	25	30	M1
sec-Butylbenzene	ug/L	ND	500	500	431	482	86	96	60-140	11	30	
Styrene	ug/L	ND	500	500	466	592	93	118	60-140	24	30	
tert-Butylbenzene	ug/L	ND	500	500	357	405	71	81	60-140	13	30	
Tetrachloroethene	ug/L	ND	500	500	589	483	118	97	60-140	20	30	
Toluene	ug/L	134	500	500	650	536	103	80	60-140	19	30	
trans-1,2-Dichloroethene	ug/L	ND	500	500	586	688	117	138	60-140	16	30	
trans-1,3-Dichloropropene	ug/L	ND	500	500	498	418	100	84	60-140	17	30	
Trichloroethene	ug/L	ND	500	500	583	564	117	113	60-140	3	30	
Trichlorofluoromethane	ug/L	ND	500	500	583	599	117	120	60-140	3	30	
Vinyl chloride	ug/L	ND	500	500	491	539	98	108	60-140	9	30	
1,2-Dichloroethane-d4 (S)	%						97	96	70-130			
4-Bromofluorobenzene (S)	%						99	122	70-130			
Toluene-d8 (S)	%						102	84	70-130			

Results presented on this page are in the units indicated by the "Units" column except where an alternate unit is presented to the right of the result.

This report shall not be reproduced, except in full,
without the written consent of Pace Analytical Services, LLC.

Pace Analytical Services, LLC
9800 Kincey Ave. Suite 100
Huntersville, NC 28078
(704)875-9092

QUALIFIERS

Project: 2020-LI-2448
Pace Project No.: 92591985

DEFINITIONS

DF - Dilution Factor, if reported, represents the factor applied to the reported data due to dilution of the sample aliquot.

ND - Not Detected at or above adjusted reporting limit.

TNTC - Too Numerous To Count

J - Estimated concentration above the adjusted method detection limit and below the adjusted reporting limit.

MDL - Adjusted Method Detection Limit.

PQL - Practical Quantitation Limit.

RL - Reporting Limit - The lowest concentration value that meets project requirements for quantitative data with known precision and bias for a specific analyte in a specific matrix.

S - Surrogate

1,2-Diphenylhydrazine decomposes to and cannot be separated from Azobenzene using Method 8270. The result for each analyte is a combined concentration.

Consistent with EPA guidelines, unrounded data are displayed and have been used to calculate % recovery and RPD values.

LCS(D) - Laboratory Control Sample (Duplicate)

MS(D) - Matrix Spike (Duplicate)

DUP - Sample Duplicate

RPD - Relative Percent Difference

NC - Not Calculable.

SG - Silica Gel - Clean-Up

U - Indicates the compound was analyzed for, but not detected.

Acid preservation may not be appropriate for 2 Chloroethylvinyl ether.

A separate vial preserved to a pH of 4-5 is recommended in SW846 Chapter 4 for the analysis of Acrolein and Acrylonitrile by EPA Method 8260.

N-Nitrosodiphenylamine decomposes and cannot be separated from Diphenylamine using Method 8270. The result reported for each analyte is a combined concentration.

Reported results are not rounded until the final step prior to reporting. Therefore, calculated parameters that are typically reported as "Total" may vary slightly from the sum of the reported component parameters.

Pace Analytical is TNI accredited. Contact your Pace PM for the current list of accredited analytes.

TNI - The NELAC Institute.

ANALYTE QUALIFIERS

M1	Matrix spike recovery exceeded QC limits. Batch accepted based on laboratory control sample (LCS) recovery.
N2	The lab does not hold NELAC/TNI accreditation for this parameter but other accreditations/certifications may apply. A complete list of accreditations/certifications is available upon request.

This report shall not be reproduced, except in full,
without the written consent of Pace Analytical Services, LLC.

Pace Analytical Services, LLC
9800 Kincey Ave. Suite 100
Huntersville, NC 28078
(704)875-9092

QUALITY CONTROL DATA CROSS REFERENCE TABLE

Project: 2020-LI-2448
Pace Project No.: 92591985

Lab ID	Sample ID	QC Batch Method	QC Batch	Analytical Method	Analytical Batch
92591985001	**13835_AC_RD**	MADEP VPH	683942		
92591985001	**13835_AC_RD**	EPA 3010A	685059	EPA 6010D	685177
92591985001	**13835_AC_RD**	SM 6200B	683798		

This report shall not be reproduced, except in full,
without the written consent of Pace Analytical Services, LLC.

Pace Analytical

CHAIN-OF-CUSTODY Analytical Request Document

Chain-of-Custody is a LEGAL DOCUMENT - Complete all relevent fields

LAB USE ONLY

WO# : 92591985

92591985

Company: Apex Companies

Address:

Billing Information:

Report To: Andrew Street

Email To: andrew.street@apexcos.com

Copy To:

Site Collection Info/Address:

Customer Project Name/Number: 2020-LI-2448

State: NC County/City: Huntersville Time Zone Collected: [ ] PT [ ] MT [ ] CT [ ] ET

Phone:

Email:

Site/Facility ID #:

Compliance Monitoring? [ ] Yes [ ] No

Collected By (print): James Humphrey / Roger Cantley

Purchase Order #:

Quote #:

DW PWS ID #:

DW Location Code:

Collected By (signature):

Turnaround Date Required: ASAP

Immediately Packed on Ice: [✓] Yes [ ] No

Sample Disposal: [✓] Dispose as appropriate [ ] Return [ ] Archive: ____ [ ] Hold: ____

Rush: [ ] Same Day [ ] Next Day [ ] 2 Day [ ] 3 Day [ ] 4 Day [ ] 5 Day (Expedite Charges Apply)

Field Filtered (if applicable): [ ] Yes [ ] No

Analysis: ____

* Matrix Codes (Insert in Matrix box below): Drinking Water (DW), Ground Water (GW), Wastewater (WW), Product (P), Soil/Solid (SL), Oil (OL), Wipe (WP), Air (AR), Tissue (TS), Bioassay (B), Vapor (V), Other (OT)

** Preservative Types: (1) nitric acid, (2) sulfuric acid, (3) hydrochloric acid, (4) sodium hydroxide, (5) zinc acetate, (6) methanol, (7) sodium bisulfate, (8) sodium thiosulfate, (9) hexane, (A) ascorbic acid, (B) ammonium sulfate, (C) ammonium hydroxide, (D) TSP, (U) Unpreserved, (O) Other ____

Container Preservation:

Analyses

Customer Sample ID	Matrix *	Comp / Grab	Collected (or Composite Start) Date	Collected (or Composite Start) Time	Composite End Date	Composite End Time	Res Cl	# of Ctns	VOCs 6200B	MADEP VPH	Lead
13835-AC-RD	DW	G	3/8/22					8	X	X	X

Lab Profile/Line:

Lab Sample Receipt Checklist:

Custody Seals Present/Intact	Y	N	NA
Custody Signatures Present	Y	N	NA
Collector Signature Present	Y	N	NA
Bottles Intact	Y	N	NA
Correct Bottles	Y	N	NA
Sufficient Volume	Y	N	NA
Samples Received on Ice	Y	N	NA
VOA - Headspace Acceptable	Y	N	NA
USDA Regulated Soils	Y	N	NA
Samples in Holding Time	Y	N	NA
Residual Chlorine Present	Y	N	NA
Cl Strips:			
Sample pH Acceptable	Y	N	NA
pH Strips: 223619AV			
Sulfide Present	Y	N	NA
Lead Acetate Strips:			

LAB USE ONLY:
Lab Sample # / Comments:
92591985
001

Customer Remarks / Special Conditions / Possible Hazards:

Type of Ice Used: Wet Blue Dry None

Packing Material Used: bubble bags

Radchem sample(s) screened (<500 cpm): Y N NA

SHORT HOLDS PRESENT (<72 hours): Y N N/A

Lab Tracking #: 2683868

Samples received via: FEDEX UPS Client Courier Pace Courier

Lab Sample Temperature Info:
Temp Blank Received: Y N NA
Therm ID#: 92T0C04
Cooler 1 Temp Upon Receipt: 2.1 oC
Cooler 1 Therm Corr. Factor: 0 oC
Cooler 1 Corrected Temp: 2.1 oC
Comments:

Relinquished by/Company: (Signature)	Date/Time:	Received by/Company: (Signature)	Date/Time:
Apex	3-8-22 1246	Pace HVL	3/8/22 1246
Relinquished by/Company: (Signature)	Date/Time:	Received by/Company: (Signature)	Date/Time:
Relinquished by/Company: (Signature)	Date/Time:	Received by/Company: (Signature)	Date/Time:

MTJL LAB USE ONLY
Table #:
Acctnum:
Template:
Prelogin:
PM:
PB:

Trip Blank Received: Y N NA
HCL MeOH TSP Other

Non Conformance(s): YES / NO

Page: 1 of: 1

Pace Analytical	Document Name: Sample Condition Upon Receipt (SCUR)	Document Revised: November 15, 2021 Page 2 of 2
	Document No.: F-CAR-CS-033-Rev.08	Issuing Authority: Pace Carolinas Quality Office

***Check mark top half of box if pH and/or dechlorination is verified and within the acceptance range for preservation samples.**

Exceptions: VOA, Coliform, TOC, Oil and Grease, DRO/8015 (water) DOC, LLHg

****Bottom half of box is to list number of bottles**

Project # WO#: 92591985

PM: AMB Due Date: 03/22/22

CLIENT: 92-APEX MOOR

Item#	BP4U-125 mL Plastic Unpreserved (N/A) (Cl-)	BP3U-250 mL Plastic Unpreserved (N/A)	BP2U-500 mL Plastic Unpreserved (N/A)	BP1U-1 liter Plastic Unpreserved (N/A)	BP4S-125 mL Plastic H2SO4 (pH < 2) (Cl-)	BP3N-250 mL plastic HNO3 (pH < 2)	BP4Z-125 mL Plastic ZN Acetate & NaOH (>9)	BP4B-125 mL Plastic NaOH (pH > 12) (Cl-)	WGFU-Wide-mouthed Glass jar Unpreserved	AG1U-1 liter Amber Unpreserved (N/A) (Cl-)	AG1H-1 liter Amber HCl (pH < 2)	AG3U-250 mL Amber Unpreserved (N/A) (Cl-)	AG1S-1 liter Amber H2SO4 (pH < 2)	AG3S-250 mL Amber H2SO4 (pH < 2)	AG3A(DG3A)-250 mL Amber NH4Cl (N/A)(Cl-)	DG9H-40 mL VOA HCl (N/A)	VG9T-40 mL VOA Na2S2O3 (N/A)	VG9U-40 mL VOA Unpreserved (N/A)	DG9P-40 mL VOA H3PO4 (N/A)	VOAK (3 vials per kit)-5035 kit (N/A)	V/GK (3 vials per kit)-VPH/Gas kit (N/A)	SP5T-125 mL Sterile Plastic (N/A – lab)	SP2T-250 mL Sterile Plastic (N/A – lab)		BP3A-250 mL Plastic (NH2)2SO4 (9.3-9.7)	AG0U-100 mL Amber Unpreserved vials (N/A)	VSGU-20 mL Scintillation vials (N/A)	DG9U-40 mL Amber Unpreserved vials (N/A)
1						1X										7												
2																												
3																												
4																												
5																												
6																												
7																												
8																												
9																												
10																												
11																												
12																												

pH Adjustment Log for Preserved Samples

Sample ID	Type of Preservative	pH upon receipt	Date preservation adjusted	Time preservation adjusted	Amount of Preservative added	Lot #

Note: Whenever there is a discrepancy affecting North Carolina compliance samples, a copy of this form will be sent to the North Carolina DENR Certification Office (i.e. Out of hold, incorrect preservative, out of temp, incorrect containers.

Pace Analytical
www.pacelabs.com

Sample Receiving Non-Conformance Form (NCF)

Date: 3/8/2022	**Evaluated by:** KB
Client: APEX	

Affix Workorder/Login Label Here or List Pace Workorder Number or MTJL Log-in Number Here

1. If Chain-of-Custody (COC) is not received: contact client and if necessary, fill out a COC and indicate that it was filled out by lab personnel. Note issues on this NCF.

2. If COC is incomplete, check applicable issues below and add details where appropriate:

	Collection date/time missing or incorrect		Analyses or analytes: missing or clarification needed		Samples listed on COC do not match samples received (missing, additional, etc.)
	Sample IDs on COC do not match sample labels		Required trip blanks were not received		Required signatures are missing

Comments/Details/Other Issues not listed above:

3. Sample integrity issues: check applicable issues below and add details where appropriate:

	Samples: Past holding time		Samples: Condition needs to be brought to lab personnel's attention (details below)		Preservation: Improper
	Samples: Not field filtered		Containers: Broken or compromised		Temperature: not within acceptance criteria (typically 0-6C)
	Samples: Insufficient volume received		Containers: Incorrect		Temperature: Samples arrived frozen
	Samples: Cooler damaged or compromised		Custody Seals: Missing or compromised on samples, trip blanks or coolers		Vials received with improper headspace
	Samples: contain chlorine or sulfides		Packing Material: Insufficient/Improper		Other: PH out of range

Comments/Details:

4. If Samples not preserved properly and Sample Receiving adjusts pH, add details below:

Sample ID:	Date/Time:	Amount/type pres added:
Preserved by:	Initial and Final pH:	Lot # of pres added:
Sample ID:	Date/Time:	Amount/type pres added:
Preserved by:	Initial and Final pH:	Lot # of pres added:
Sample ID:	Date/Time:	Amount/type pres added:
Preserved by:	Initial and Final pH:	Lot # of pres added:

5. Client Contact: If client is contacted for any issue listed above, fill in details below:

Client:	Contacted per:	
PM Initials:	Date/Time:	

Client Comments/Instructions:

F-ALL-C-011-rev.00, 05Jul2018

Pace Analytical Services, LLC
9800 Kincey Ave. Suite 100
Huntersville, NC 28078
(704)875-9092

March 23, 2022

Andrew Street
Apex Companies - NC
5900 Northwoods Business Pkwy
Suite 5900-0
Charlotte, NC 28269

RE: Project: 2020-L1-2448 INCIDENT
Pace Project No.: 92593507

Dear Andrew Street:

Enclosed are the analytical results for sample(s) received by the laboratory on March 15, 2022. The results relate only to the samples included in this report. Results reported herein conform to the applicable TNI/NELAC Standards and the laboratory's Quality Manual, where applicable, unless otherwise noted in the body of the report.

The test results provided in this final report were generated by each of the following laboratories within the Pace Network:

- Pace Analytical Services - Asheville
- Pace Analytical Services - Charlotte

If you have any questions concerning this report, please feel free to contact me.

Sincerely,

Angela M. Baioni

Angela Baioni
angela.baioni@pacelabs.com
(704)875-9092
Project Manager

Enclosures

cc: J Culbreath, Colonial Pipeline Company
Naomi Fretz, APEX Companies, LLC
Robert Hughes, Colonial Pipeline
Jamie Moran, APEX Companies, LLC
Jeff Morrison, Colonial Pipeline Company
Tom Naumann, APEX Companies - NC
Joe Nicolette, Montrose-EPS
Kaitlyn Nootens, Apex Companies
Christopher Schultz, Apex Companies
Matt Teixeira, Apex Companies, LLC
Michael Verdon, Colonial Pipeline Company
JM Wyatt, Colonial Pipeline Company

REPORT OF LABORATORY ANALYSIS

This report shall not be reproduced, except in full,
without the written consent of Pace Analytical Services, LLC.

Pace Analytical Services, LLC
9800 Kincey Ave. Suite 100
Huntersville, NC 28078
(704)875-9092

CERTIFICATIONS

Project: 2020-L1-2448 INCIDENT
Pace Project No.: 92593507

Pace Analytical Services Charlotte

South Carolina Laboratory ID: 99006
9800 Kincey Ave. Ste 100, Huntersville, NC 28078
North Carolina Drinking Water Certification #: 37706
North Carolina Field Services Certification #: 5342
North Carolina Wastewater Certification #: 12
South Carolina Laboratory ID: 99006
South Carolina Certification #: 99006001
South Carolina Drinking Water Cert. #: 99006003
Florida/NELAP Certification #: E87627
Kentucky UST Certification #: 84
Louisiana DoH Drinking Water #: LA029
Virginia/VELAP Certification #: 460221

Pace Analytical Services Asheville

2225 Riverside Drive, Asheville, NC 28804
Florida/NELAP Certification #: E87648
North Carolina Drinking Water Certification #: 37712
North Carolina Wastewater Certification #: 40
South Carolina Laboratory ID: 99030
South Carolina Certification #: 99030001
Virginia/VELAP Certification #: 460222

This report shall not be reproduced, except in full,
without the written consent of Pace Analytical Services, LLC.

Pace Analytical Services, LLC
9800 Kincey Ave. Suite 100
Huntersville, NC 28078
(704)875-9092

SAMPLE SUMMARY

Project: 2020-L1-2448 INCIDENT
Pace Project No.: 92593507

Lab ID	Sample ID	Matrix	Date Collected	Date Received
92593507001	**13800_HC_RD**	Water	03/15/22 10:25	03/15/22 15:13

This report shall not be reproduced, except in full,
without the written consent of Pace Analytical Services, LLC.

Pace Analytical Services, LLC
9800 Kincey Ave. Suite 100
Huntersville, NC 28078
(704)875-9092

SAMPLE ANALYTE COUNT

Project: 2020-L1-2448 INCIDENT
Pace Project No.: 92593507

Lab ID	Sample ID	Method	Analysts	Analytes Reported	Laboratory
92593507001	**13800_HC_RD**	MADEP VPH	MAD	6	PASI-C
		EPA 6010D	CBV	1	PASI-A
		SM 6200B	SAS	64	PASI-C

PASI-A = Pace Analytical Services - Asheville
PASI-C = Pace Analytical Services - Charlotte

This report shall not be reproduced, except in full,
without the written consent of Pace Analytical Services, LLC.

Pace Analytical Services, LLC
9800 Kincey Ave. Suite 100
Huntersville, NC 28078
(704)875-9092

ANALYTICAL RESULTS

Project: 2020-L1-2448 INCIDENT
Pace Project No.: 92593507

Sample: 13800_HC_RD **Lab ID: 92593507001** Collected: 03/15/22 10:25 Received: 03/15/22 15:13 Matrix: Water

Parameters	Results	Units	Report Limit	MDL	DF	Prepared	Analyzed	CAS No.	Qual
VPH NC Water	Analytical Method: MADEP VPH								
	Pace Analytical Services - Charlotte								
Total VPH (C5-C12)	ND	ug/L	50.0	50.0	1		03/16/22 17:50		N2
Aliphatic (C05-C08)	ND	ug/L	50.0	50.0	1		03/16/22 17:50		N2
Aliphatic(C09-C12) Adjusted	ND	ug/L	50.0	50.0	1		03/16/22 17:50		N2
Aromatic (C09-C10)	ND	ug/L	50.0	50.0	1		03/16/22 17:50		N2
Surrogates									
4-Bromofluorobenzene (FID) (S)	95	%	70-130		1		03/16/22 17:50	460-00-4	
4-Bromofluorobenzene (PID) (S)	92	%	70-130		1		03/16/22 17:50	460-00-4	
6010 MET ICP	Analytical Method: EPA 6010D Preparation Method: EPA 3010A								
	Pace Analytical Services - Asheville								
Lead	**24.5**	ug/L	5.0	4.5	1	03/17/22 03:10	03/18/22 01:58	7439-92-1	
6200B MSV	Analytical Method: SM 6200B								
	Pace Analytical Services - Charlotte								
Benzene	ND	ug/L	0.50	0.34	1		03/17/22 16:10	71-43-2	
Bromobenzene	ND	ug/L	0.50	0.29	1		03/17/22 16:10	108-86-1	
Bromochloromethane	ND	ug/L	0.50	0.47	1		03/17/22 16:10	74-97-5	
Bromodichloromethane	ND	ug/L	0.50	0.31	1		03/17/22 16:10	75-27-4	
Bromoform	ND	ug/L	0.50	0.34	1		03/17/22 16:10	75-25-2	
Bromomethane	ND	ug/L	5.0	1.7	1		03/17/22 16:10	74-83-9	M1
n-Butylbenzene	ND	ug/L	0.50	0.49	1		03/17/22 16:10	104-51-8	
sec-Butylbenzene	ND	ug/L	0.50	0.40	1		03/17/22 16:10	135-98-8	
tert-Butylbenzene	ND	ug/L	0.50	0.32	1		03/17/22 16:10	98-06-6	
Carbon tetrachloride	ND	ug/L	0.50	0.33	1		03/17/22 16:10	56-23-5	
Chlorobenzene	ND	ug/L	0.50	0.28	1		03/17/22 16:10	108-90-7	
Chloroethane	ND	ug/L	1.0	0.65	1		03/17/22 16:10	75-00-3	M1
Chloroform	ND	ug/L	0.50	0.35	1		03/17/22 16:10	67-66-3	
Chloromethane	ND	ug/L	1.0	0.54	1		03/17/22 16:10	74-87-3	
2-Chlorotoluene	ND	ug/L	0.50	0.32	1		03/17/22 16:10	95-49-8	
4-Chlorotoluene	ND	ug/L	0.50	0.32	1		03/17/22 16:10	106-43-4	
1,2-Dibromo-3-chloropropane	ND	ug/L	1.0	0.34	1		03/17/22 16:10	96-12-8	
Dibromochloromethane	ND	ug/L	0.50	0.36	1		03/17/22 16:10	124-48-1	
1,2-Dibromoethane (EDB)	ND	ug/L	0.50	0.27	1		03/17/22 16:10	106-93-4	
Dibromomethane	ND	ug/L	0.50	0.39	1		03/17/22 16:10	74-95-3	
1,2-Dichlorobenzene	ND	ug/L	0.50	0.34	1		03/17/22 16:10	95-50-1	
1,3-Dichlorobenzene	ND	ug/L	0.50	0.34	1		03/17/22 16:10	541-73-1	
1,4-Dichlorobenzene	ND	ug/L	0.50	0.33	1		03/17/22 16:10	106-46-7	
Dichlorodifluoromethane	ND	ug/L	0.50	0.35	1		03/17/22 16:10	75-71-8	
1,1-Dichloroethane	ND	ug/L	0.50	0.37	1		03/17/22 16:10	75-34-3	
1,2-Dichloroethane	ND	ug/L	0.50	0.32	1		03/17/22 16:10	107-06-2	
1,1-Dichloroethene	ND	ug/L	0.50	0.35	1		03/17/22 16:10	75-35-4	
cis-1,2-Dichloroethene	ND	ug/L	0.50	0.38	1		03/17/22 16:10	156-59-2	
trans-1,2-Dichloroethene	ND	ug/L	0.50	0.40	1		03/17/22 16:10	156-60-5	
1,2-Dichloropropane	ND	ug/L	0.50	0.36	1		03/17/22 16:10	78-87-5	
1,3-Dichloropropane	ND	ug/L	0.50	0.28	1		03/17/22 16:10	142-28-9	

This report shall not be reproduced, except in full,
without the written consent of Pace Analytical Services, LLC.

Pace Analytical Services, LLC
9800 Kincey Ave. Suite 100
Huntersville, NC 28078
(704)875-9092

ANALYTICAL RESULTS

Project: 2020-L1-2448 INCIDENT
Pace Project No.: 92593507

Sample: 13800_HC_RD **Lab ID: 92593507001** Collected: 03/15/22 10:25 Received: 03/15/22 15:13 Matrix: Water

Parameters	Results	Units	Report Limit	MDL	DF	Prepared	Analyzed	CAS No.	Qual
6200B MSV	Analytical Method: SM 6200B								
	Pace Analytical Services - Charlotte								
2,2-Dichloropropane	ND	ug/L	0.50	0.39	1		03/17/22 16:10	594-20-7	
1,1-Dichloropropene	ND	ug/L	0.50	0.43	1		03/17/22 16:10	563-58-6	
cis-1,3-Dichloropropene	ND	ug/L	0.50	0.36	1		03/17/22 16:10	10061-01-5	
trans-1,3-Dichloropropene	ND	ug/L	0.50	0.36	1		03/17/22 16:10	10061-02-6	
Diisopropyl ether	ND	ug/L	0.50	0.31	1		03/17/22 16:10	108-20-3	
Ethanol	ND	ug/L	200	72.2	1		03/17/22 16:10	64-17-5	
Ethylbenzene	ND	ug/L	0.50	0.30	1		03/17/22 16:10	100-41-4	
Hexachloro-1,3-butadiene	ND	ug/L	2.0	1.5	1		03/17/22 16:10	87-68-3	
Isopropylbenzene (Cumene)	ND	ug/L	0.50	0.33	1		03/17/22 16:10	98-82-8	
Methylene Chloride	ND	ug/L	2.0	2.0	1		03/17/22 16:10	75-09-2	
Methyl-tert-butyl ether	ND	ug/L	0.50	0.42	1		03/17/22 16:10	1634-04-4	
Naphthalene	ND	ug/L	2.0	0.64	1		03/17/22 16:10	91-20-3	
n-Propylbenzene	ND	ug/L	0.50	0.34	1		03/17/22 16:10	103-65-1	
Styrene	ND	ug/L	0.50	0.29	1		03/17/22 16:10	100-42-5	
1,1,1,2-Tetrachloroethane	ND	ug/L	0.50	0.31	1		03/17/22 16:10	630-20-6	
1,1,2,2-Tetrachloroethane	ND	ug/L	0.50	0.22	1		03/17/22 16:10	79-34-5	
Tetrachloroethene	ND	ug/L	0.50	0.29	1		03/17/22 16:10	127-18-4	
Toluene	ND	ug/L	0.50	0.48	1		03/17/22 16:10	108-88-3	
1,2,3-Trichlorobenzene	ND	ug/L	2.0	0.81	1		03/17/22 16:10	87-61-6	
1,2,4-Trichlorobenzene	ND	ug/L	2.0	0.64	1		03/17/22 16:10	120-82-1	
1,1,1-Trichloroethane	ND	ug/L	0.50	0.33	1		03/17/22 16:10	71-55-6	
1,1,2-Trichloroethane	ND	ug/L	0.50	0.32	1		03/17/22 16:10	79-00-5	
Trichloroethene	ND	ug/L	0.50	0.38	1		03/17/22 16:10	79-01-6	
Trichlorofluoromethane	ND	ug/L	1.0	0.30	1		03/17/22 16:10	75-69-4	
1,2,3-Trichloropropane	ND	ug/L	0.50	0.26	1		03/17/22 16:10	96-18-4	
1,2,4-Trimethylbenzene	ND	ug/L	0.50	0.50	1		03/17/22 16:10	95-63-6	
1,3,5-Trimethylbenzene	ND	ug/L	0.50	0.33	1		03/17/22 16:10	108-67-8	
Vinyl chloride	ND	ug/L	1.0	0.39	1		03/17/22 16:10	75-01-4	
m&p-Xylene	ND	ug/L	1.0	0.71	1		03/17/22 16:10	179601-23-1	
o-Xylene	ND	ug/L	0.50	0.34	1		03/17/22 16:10	95-47-6	
Surrogates									
1,2-Dichloroethane-d4 (S)	100	%	70-130		1		03/17/22 16:10	17060-07-0	
4-Bromofluorobenzene (S)	104	%	70-130		1		03/17/22 16:10	460-00-4	
Toluene-d8 (S)	105	%	70-130		1		03/17/22 16:10	2037-26-5	

This report shall not be reproduced, except in full,
without the written consent of Pace Analytical Services, LLC.

Pace Analytical Services, LLC
9800 Kincey Ave. Suite 100
Huntersville, NC 28078
(704)875-9092

QUALITY CONTROL DATA

Project: 2020-L1-2448 INCIDENT
Pace Project No.: 92593507

QC Batch: 685155
QC Batch Method: MADEP VPH
Analysis Method: MADEP VPH
Analysis Description: VPH NC Water
Laboratory: Pace Analytical Services - Charlotte
Associated Lab Samples: 92593507001

METHOD BLANK: 3582751
Matrix: Water
Associated Lab Samples: 92593507001

Parameter	Units	Blank Result	Reporting Limit	MDL	Analyzed	Qualifiers
Aliphatic (C05-C08)	ug/L	ND	50.0	50.0	03/16/22 13:28	N2
Aromatic (C09-C10)	ug/L	ND	50.0	50.0	03/16/22 13:28	N2
4-Bromofluorobenzene (FID) (S)	%	96	70-130		03/16/22 13:28	
4-Bromofluorobenzene (PID) (S)	%	93	70-130		03/16/22 13:28	

LABORATORY CONTROL SAMPLE & LCSD: 3582752 3582753

Parameter	Units	Spike Conc.	LCS Result	LCSD Result	LCS % Rec	LCSD % Rec	% Rec Limits	RPD	Max RPD	Qualifiers
Aliphatic (C05-C08)	ug/L	300	298	296	99	99	70-130	1	25	N2
Aromatic (C09-C10)	ug/L	100	106	106	106	106	70-130	1	25	N2
4-Bromofluorobenzene (FID) (S)	%				97	101	70-130			
4-Bromofluorobenzene (PID) (S)	%				94	98	70-130			

Results presented on this page are in the units indicated by the "Units" column except where an alternate unit is presented to the right of the result.

This report shall not be reproduced, except in full,
without the written consent of Pace Analytical Services, LLC.

Pace Analytical Services, LLC
9800 Kincey Ave. Suite 100
Huntersville, NC 28078
(704)875-9092

QUALITY CONTROL DATA

Project: 2020-L1-2448 INCIDENT
Pace Project No.: 92593507

QC Batch: 685222
QC Batch Method: EPA 3010A
Analysis Method: EPA 6010D
Analysis Description: 6010 MET
Laboratory: Pace Analytical Services - Asheville
Associated Lab Samples: 92593507001

METHOD BLANK: 3583116 Matrix: Water
Associated Lab Samples: 92593507001

Parameter	Units	Blank Result	Reporting Limit	MDL	Analyzed	Qualifiers
Lead	ug/L	ND	5.0	4.5	03/18/22 01:22	

LABORATORY CONTROL SAMPLE: 3583117

Parameter	Units	Spike Conc.	LCS Result	LCS % Rec	% Rec Limits	Qualifiers
Lead	ug/L	500	478	96	80-120	

MATRIX SPIKE & MATRIX SPIKE DUPLICATE: 3583118 3583119

Parameter	Units	92591283029 Result	MS Spike Conc.	MSD Spike Conc.	MS Result	MSD Result	MS % Rec	MSD % Rec	% Rec Limits	RPD	Max RPD	Qual
Lead	ug/L	ND	500	500	460	461	91	91	75-125	0	20	

Results presented on this page are in the units indicated by the "Units" column except where an alternate unit is presented to the right of the result.

REPORT OF LABORATORY ANALYSIS

This report shall not be reproduced, except in full,
without the written consent of Pace Analytical Services, LLC.

Pace Analytical Services, LLC
9800 Kincey Ave. Suite 100
Huntersville, NC 28078
(704)875-9092

QUALITY CONTROL DATA

Project: 2020-L1-2448 INCIDENT
Pace Project No.: 92593507

QC Batch: 685259
QC Batch Method: SM 6200B
Analysis Method: SM 6200B
Analysis Description: 6200B MSV
Laboratory: Pace Analytical Services - Charlotte
Associated Lab Samples: 92593507001

METHOD BLANK: 3583318
Matrix: Water
Associated Lab Samples: 92593507001

Parameter	Units	Blank Result	Reporting Limit	MDL	Analyzed	Qualifiers
1,1,1,2-Tetrachloroethane	ug/L	ND	0.50	0.31	03/17/22 12:55	
1,1,1-Trichloroethane	ug/L	ND	0.50	0.33	03/17/22 12:55	
1,1,2,2-Tetrachloroethane	ug/L	ND	0.50	0.22	03/17/22 12:55	
1,1,2-Trichloroethane	ug/L	ND	0.50	0.32	03/17/22 12:55	
1,1-Dichloroethane	ug/L	ND	0.50	0.37	03/17/22 12:55	
1,1-Dichloroethene	ug/L	ND	0.50	0.35	03/17/22 12:55	
1,1-Dichloropropene	ug/L	ND	0.50	0.43	03/17/22 12:55	
1,2,3-Trichlorobenzene	ug/L	ND	2.0	0.81	03/17/22 12:55	
1,2,3-Trichloropropane	ug/L	ND	0.50	0.26	03/17/22 12:55	
1,2,4-Trichlorobenzene	ug/L	ND	2.0	0.64	03/17/22 12:55	
1,2,4-Trimethylbenzene	ug/L	ND	0.50	0.50	03/17/22 12:55	
1,2-Dibromo-3-chloropropane	ug/L	ND	1.0	0.34	03/17/22 12:55	
1,2-Dibromoethane (EDB)	ug/L	ND	0.50	0.27	03/17/22 12:55	
1,2-Dichlorobenzene	ug/L	ND	0.50	0.34	03/17/22 12:55	
1,2-Dichloroethane	ug/L	ND	0.50	0.32	03/17/22 12:55	
1,2-Dichloropropane	ug/L	ND	0.50	0.36	03/17/22 12:55	
1,3,5-Trimethylbenzene	ug/L	ND	0.50	0.33	03/17/22 12:55	
1,3-Dichlorobenzene	ug/L	ND	0.50	0.34	03/17/22 12:55	
1,3-Dichloropropane	ug/L	ND	0.50	0.28	03/17/22 12:55	
1,4-Dichlorobenzene	ug/L	ND	0.50	0.33	03/17/22 12:55	
2,2-Dichloropropane	ug/L	ND	0.50	0.39	03/17/22 12:55	
2-Chlorotoluene	ug/L	ND	0.50	0.32	03/17/22 12:55	
4-Chlorotoluene	ug/L	ND	0.50	0.32	03/17/22 12:55	
Benzene	ug/L	ND	0.50	0.34	03/17/22 12:55	
Bromobenzene	ug/L	ND	0.50	0.29	03/17/22 12:55	
Bromochloromethane	ug/L	ND	0.50	0.47	03/17/22 12:55	
Bromodichloromethane	ug/L	ND	0.50	0.31	03/17/22 12:55	
Bromoform	ug/L	ND	0.50	0.34	03/17/22 12:55	
Bromomethane	ug/L	ND	5.0	1.7	03/17/22 12:55	
Carbon tetrachloride	ug/L	ND	0.50	0.33	03/17/22 12:55	
Chlorobenzene	ug/L	ND	0.50	0.28	03/17/22 12:55	
Chloroethane	ug/L	ND	1.0	0.65	03/17/22 12:55	
Chloroform	ug/L	ND	0.50	0.35	03/17/22 12:55	
Chloromethane	ug/L	ND	1.0	0.54	03/17/22 12:55	
cis-1,2-Dichloroethene	ug/L	ND	0.50	0.38	03/17/22 12:55	
cis-1,3-Dichloropropene	ug/L	ND	0.50	0.36	03/17/22 12:55	
Dibromochloromethane	ug/L	ND	0.50	0.36	03/17/22 12:55	
Dibromomethane	ug/L	ND	0.50	0.39	03/17/22 12:55	
Dichlorodifluoromethane	ug/L	ND	0.50	0.35	03/17/22 12:55	
Diisopropyl ether	ug/L	ND	0.50	0.31	03/17/22 12:55	

Results presented on this page are in the units indicated by the "Units" column except where an alternate unit is presented to the right of the result.

This report shall not be reproduced, except in full,
without the written consent of Pace Analytical Services, LLC.

Pace Analytical Services, LLC
9800 Kincey Ave. Suite 100
Huntersville, NC 28078
(704)875-9092

QUALITY CONTROL DATA

Project: 2020-L1-2448 INCIDENT
Pace Project No.: 92593507

METHOD BLANK: 3583318 Matrix: Water
Associated Lab Samples: 92593507001

Parameter	Units	Blank Result	Reporting Limit	MDL	Analyzed	Qualifiers
Ethanol	ug/L	ND	200	72.2	03/17/22 12:55	
Ethylbenzene	ug/L	ND	0.50	0.30	03/17/22 12:55	
Hexachloro-1,3-butadiene	ug/L	ND	2.0	1.5	03/17/22 12:55	
Isopropylbenzene (Cumene)	ug/L	ND	0.50	0.33	03/17/22 12:55	
m&p-Xylene	ug/L	ND	1.0	0.71	03/17/22 12:55	
Methyl-tert-butyl ether	ug/L	ND	0.50	0.42	03/17/22 12:55	
Methylene Chloride	ug/L	ND	2.0	2.0	03/17/22 12:55	
n-Butylbenzene	ug/L	ND	0.50	0.49	03/17/22 12:55	
n-Propylbenzene	ug/L	ND	0.50	0.34	03/17/22 12:55	
Naphthalene	ug/L	ND	2.0	0.64	03/17/22 12:55	
o-Xylene	ug/L	ND	0.50	0.34	03/17/22 12:55	
sec-Butylbenzene	ug/L	ND	0.50	0.40	03/17/22 12:55	
Styrene	ug/L	ND	0.50	0.29	03/17/22 12:55	
tert-Butylbenzene	ug/L	ND	0.50	0.32	03/17/22 12:55	
Tetrachloroethene	ug/L	ND	0.50	0.29	03/17/22 12:55	
Toluene	ug/L	ND	0.50	0.48	03/17/22 12:55	
trans-1,2-Dichloroethene	ug/L	ND	0.50	0.40	03/17/22 12:55	
trans-1,3-Dichloropropene	ug/L	ND	0.50	0.36	03/17/22 12:55	
Trichloroethene	ug/L	ND	0.50	0.38	03/17/22 12:55	
Trichlorofluoromethane	ug/L	ND	1.0	0.30	03/17/22 12:55	
Vinyl chloride	ug/L	ND	1.0	0.39	03/17/22 12:55	
1,2-Dichloroethane-d4 (S)	%	101	70-130		03/17/22 12:55	
4-Bromofluorobenzene (S)	%	101	70-130		03/17/22 12:55	
Toluene-d8 (S)	%	99	70-130		03/17/22 12:55	

LABORATORY CONTROL SAMPLE: 3583319

Parameter	Units	Spike Conc.	LCS Result	LCS % Rec	% Rec Limits	Qualifiers
1,1,1,2-Tetrachloroethane	ug/L	50	48.4	97	60-140	
1,1,1-Trichloroethane	ug/L	50	53.1	106	60-140	
1,1,2,2-Tetrachloroethane	ug/L	50	47.5	95	60-140	
1,1,2-Trichloroethane	ug/L	50	45.6	91	60-140	
1,1-Dichloroethane	ug/L	50	49.3	99	60-140	
1,1-Dichloroethene	ug/L	50	51.4	103	60-140	
1,1-Dichloropropene	ug/L	50	55.6	111	60-140	
1,2,3-Trichlorobenzene	ug/L	50	48.2	96	60-140	
1,2,3-Trichloropropane	ug/L	50	48.2	96	60-140	
1,2,4-Trichlorobenzene	ug/L	50	47.3	95	60-140	
1,2,4-Trimethylbenzene	ug/L	50	46.0	92	60-140	
1,2-Dibromo-3-chloropropane	ug/L	50	46.3	93	60-140	
1,2-Dibromoethane (EDB)	ug/L	50	50.2	100	60-140	
1,2-Dichlorobenzene	ug/L	50	46.2	92	60-140	
1,2-Dichloroethane	ug/L	50	51.2	102	60-140	
1,2-Dichloropropane	ug/L	50	47.5	95	60-140	

Results presented on this page are in the units indicated by the "Units" column except where an alternate unit is presented to the right of the result.

This report shall not be reproduced, except in full,
without the written consent of Pace Analytical Services, LLC.

Pace Analytical Services, LLC
9800 Kincey Ave. Suite 100
Huntersville, NC 28078
(704)875-9092

QUALITY CONTROL DATA

Project: 2020-L1-2448 INCIDENT
Pace Project No.: 92593507

LABORATORY CONTROL SAMPLE: 3583319

Parameter	Units	Spike Conc.	LCS Result	LCS % Rec	% Rec Limits	Qualifiers
1,3,5-Trimethylbenzene	ug/L	50	46.2	92	60-140	
1,3-Dichlorobenzene	ug/L	50	45.0	90	60-140	
1,3-Dichloropropane	ug/L	50	50.3	101	60-140	
1,4-Dichlorobenzene	ug/L	50	45.8	92	60-140	
2,2-Dichloropropane	ug/L	50	51.2	102	60-140	
2-Chlorotoluene	ug/L	50	46.8	94	60-140	
4-Chlorotoluene	ug/L	50	45.2	90	60-140	
Benzene	ug/L	50	46.1	92	60-140	
Bromobenzene	ug/L	50	45.5	91	60-140	
Bromochloromethane	ug/L	50	45.3	91	60-140	
Bromodichloromethane	ug/L	50	46.5	93	60-140	
Bromoform	ug/L	50	49.8	100	60-140	
Bromomethane	ug/L	50	54.8	110	60-140	
Carbon tetrachloride	ug/L	50	50.4	101	60-140	
Chlorobenzene	ug/L	50	46.3	93	60-140	
Chloroethane	ug/L	50	62.1	124	60-140	
Chloroform	ug/L	50	48.6	97	60-140	
Chloromethane	ug/L	50	43.6	87	60-140	
cis-1,2-Dichloroethene	ug/L	50	51.0	102	60-140	
cis-1,3-Dichloropropene	ug/L	50	48.7	97	60-140	
Dibromochloromethane	ug/L	50	48.6	97	60-140	
Dibromomethane	ug/L	50	47.7	95	60-140	
Dichlorodifluoromethane	ug/L	50	48.6	97	60-140	
Diisopropyl ether	ug/L	50	49.7	99	60-140	
Ethanol	ug/L	2000	1960	98	60-140	
Ethylbenzene	ug/L	50	48.0	96	60-140	
Hexachloro-1,3-butadiene	ug/L	50	49.8	100	60-140	
Isopropylbenzene (Cumene)	ug/L	50	48.6	97	60-140	
m&p-Xylene	ug/L	100	95.9	96	60-140	
Methyl-tert-butyl ether	ug/L	50	55.0	110	60-140	
Methylene Chloride	ug/L	50	49.2	98	60-140	
n-Butylbenzene	ug/L	50	46.9	94	60-140	
n-Propylbenzene	ug/L	50	47.3	95	60-140	
Naphthalene	ug/L	50	47.6	95	60-140	
o-Xylene	ug/L	50	46.0	92	60-140	
sec-Butylbenzene	ug/L	50	46.8	94	60-140	
Styrene	ug/L	50	46.7	93	60-140	
tert-Butylbenzene	ug/L	50	39.3	79	60-140	
Tetrachloroethene	ug/L	50	46.1	92	60-140	
Toluene	ug/L	50	43.6	87	60-140	
trans-1,2-Dichloroethene	ug/L	50	51.3	103	60-140	
trans-1,3-Dichloropropene	ug/L	50	49.2	98	60-140	
Trichloroethene	ug/L	50	45.9	92	60-140	
Trichlorofluoromethane	ug/L	50	54.3	109	60-140	
Vinyl chloride	ug/L	50	48.9	98	60-140	
1,2-Dichloroethane-d4 (S)	%			111	70-130	
4-Bromofluorobenzene (S)	%			102	70-130	

Results presented on this page are in the units indicated by the "Units" column except where an alternate unit is presented to the right of the result.

This report shall not be reproduced, except in full,
without the written consent of Pace Analytical Services, LLC.

Pace Analytical Services, LLC
9800 Kincey Ave. Suite 100
Huntersville, NC 28078
(704)875-9092

QUALITY CONTROL DATA

Project: 2020-L1-2448 INCIDENT
Pace Project No.: 92593507

LABORATORY CONTROL SAMPLE: 3583319

Parameter	Units	Spike Conc.	LCS Result	LCS % Rec	% Rec Limits	Qualifiers
Toluene-d8 (S)	%			97	70-130	

MATRIX SPIKE & MATRIX SPIKE DUPLICATE: 3583320 3583321

Parameter	Units	92593507001 Result	MS Spike Conc.	MSD Spike Conc.	MS Result	MSD Result	MS % Rec	MSD % Rec	% Rec Limits	RPD	Max RPD	Qual
1,1,1,2-Tetrachloroethane	ug/L	ND	20	20	22.0	19.7	110	99	60-140	11	30	
1,1,1-Trichloroethane	ug/L	ND	20	20	25.5	23.2	127	116	60-140	9	30	
1,1,2,2-Tetrachloroethane	ug/L	ND	20	20	21.8	20.0	109	100	60-140	9	30	
1,1,2-Trichloroethane	ug/L	ND	20	20	21.1	18.9	105	94	60-140	11	30	
1,1-Dichloroethane	ug/L	ND	20	20	24.2	22.5	121	113	60-140	7	30	
1,1-Dichloroethene	ug/L	ND	20	20	24.8	23.2	124	116	60-140	7	30	
1,1-Dichloropropene	ug/L	ND	20	20	23.7	22.7	119	114	60-140	4	30	
1,2,3-Trichlorobenzene	ug/L	ND	20	20	17.9	18.4	89	92	60-140	3	30	
1,2,3-Trichloropropane	ug/L	ND	20	20	22.7	20.0	113	100	60-140	13	30	
1,2,4-Trichlorobenzene	ug/L	ND	20	20	18.2	19.1	91	96	60-140	5	30	
1,2,4-Trimethylbenzene	ug/L	ND	20	20	19.6	19.5	98	97	60-140	1	30	
1,2-Dibromo-3-chloropropane	ug/L	ND	20	20	20.2	18.8	101	94	60-140	8	30	
1,2-Dibromoethane (EDB)	ug/L	ND	20	20	22.5	20.7	113	104	60-140	8	30	
1,2-Dichlorobenzene	ug/L	ND	20	20	19.0	19.5	95	98	60-140	3	30	
1,2-Dichloroethane	ug/L	ND	20	20	23.5	22.3	118	111	60-140	5	30	
1,2-Dichloropropane	ug/L	ND	20	20	22.8	20.9	114	104	60-140	9	30	
1,3,5-Trimethylbenzene	ug/L	ND	20	20	19.5	19.6	98	98	60-140	0	30	
1,3-Dichlorobenzene	ug/L	ND	20	20	19.7	19.0	99	95	60-140	4	30	
1,3-Dichloropropane	ug/L	ND	20	20	22.4	20.2	112	101	60-140	10	30	
1,4-Dichlorobenzene	ug/L	ND	20	20	19.2	19.2	96	96	60-140	0	30	
2,2-Dichloropropane	ug/L	ND	20	20	22.9	21.0	114	105	60-140	9	30	
2-Chlorotoluene	ug/L	ND	20	20	20.7	20.5	103	102	60-140	1	30	
4-Chlorotoluene	ug/L	ND	20	20	19.8	19.4	99	97	60-140	2	30	
Benzene	ug/L	ND	20	20	22.2	20.5	111	102	60-140	8	30	
Bromobenzene	ug/L	ND	20	20	20.3	18.8	101	94	60-140	7	30	
Bromochloromethane	ug/L	ND	20	20	21.9	20.1	109	101	60-140	8	30	
Bromodichloromethane	ug/L	ND	20	20	22.5	20.7	112	103	60-140	8	30	
Bromoform	ug/L	ND	20	20	21.4	19.3	107	97	60-140	10	30	
Bromomethane	ug/L	ND	20	20	34.8	29.7	174	148	60-140	16	30	M1
Carbon tetrachloride	ug/L	ND	20	20	24.6	22.9	123	115	60-140	7	30	
Chlorobenzene	ug/L	ND	20	20	21.6	20.4	108	102	60-140	6	30	
Chloroethane	ug/L	ND	20	20	29.1	26.1	146	131	60-140	11	30	M1
Chloroform	ug/L	ND	20	20	23.5	21.9	118	110	60-140	7	30	
Chloromethane	ug/L	ND	20	20	18.4	17.1	92	85	60-140	8	30	
cis-1,2-Dichloroethene	ug/L	ND	20	20	23.9	22.3	120	111	60-140	7	30	
cis-1,3-Dichloropropene	ug/L	ND	20	20	21.4	20.1	107	100	60-140	6	30	
Dibromochloromethane	ug/L	ND	20	20	21.0	18.9	105	94	60-140	10	30	
Dibromomethane	ug/L	ND	20	20	22.2	20.1	111	100	60-140	10	30	

Results presented on this page are in the units indicated by the "Units" column except where an alternate unit is presented to the right of the result.

REPORT OF LABORATORY ANALYSIS

This report shall not be reproduced, except in full,
without the written consent of Pace Analytical Services, LLC.

Pace Analytical Services, LLC
9800 Kincey Ave. Suite 100
Huntersville, NC 28078
(704)875-9092

QUALITY CONTROL DATA

Project: 2020-L1-2448 INCIDENT
Pace Project No.: 92593507

MATRIX SPIKE & MATRIX SPIKE DUPLICATE: 3583320 3583321

Parameter	Units	92593507001 Result	MS Spike Conc.	MSD Spike Conc.	MS Result	MSD Result	MS % Rec	MSD % Rec	% Rec Limits	RPD	Max RPD	Qual
Dichlorodifluoromethane	ug/L	ND	20	20	15.5	14.9	78	75	60-140	4	30	
Diisopropyl ether	ug/L	ND	20	20	22.4	20.4	112	102	60-140	10	30	
Ethanol	ug/L	ND	800	800	849	831	106	104	60-140	2	30	
Ethylbenzene	ug/L	ND	20	20	22.9	21.4	115	107	60-140	7	30	
Hexachloro-1,3-butadiene	ug/L	ND	20	20	20.7	19.1	103	96	60-140	8	30	
Isopropylbenzene (Cumene)	ug/L	ND	20	20	22.4	21.9	112	109	60-140	2	30	
m&p-Xylene	ug/L	ND	40	40	45.0	43.7	112	109	60-140	3	30	
Methyl-tert-butyl ether	ug/L	ND	20	20	22.7	19.9	113	100	60-140	13	30	
Methylene Chloride	ug/L	ND	20	20	23.4	21.9	117	109	60-140	7	30	
n-Butylbenzene	ug/L	ND	20	20	19.2	19.6	96	98	60-140	2	30	
n-Propylbenzene	ug/L	ND	20	20	20.2	20.4	101	102	60-140	1	30	
Naphthalene	ug/L	ND	20	20	18.4	19.0	92	95	60-140	3	30	
o-Xylene	ug/L	ND	20	20	21.1	20.4	105	102	60-140	3	30	
sec-Butylbenzene	ug/L	ND	20	20	19.7	19.8	99	99	60-140	0	30	
Styrene	ug/L	ND	20	20	21.2	20.6	106	103	60-140	3	30	
tert-Butylbenzene	ug/L	ND	20	20	16.9	17.2	84	86	60-140	2	30	
Tetrachloroethene	ug/L	ND	20	20	20.9	20.3	105	101	60-140	3	30	
Toluene	ug/L	ND	20	20	21.5	20.5	108	102	60-140	5	30	
trans-1,2-Dichloroethene	ug/L	ND	20	20	24.1	22.7	121	113	60-140	6	30	
trans-1,3-Dichloropropene	ug/L	ND	20	20	21.9	19.6	109	98	60-140	11	30	
Trichloroethene	ug/L	ND	20	20	21.5	20.5	108	102	60-140	5	30	
Trichlorofluoromethane	ug/L	ND	20	20	25.7	24.4	129	122	60-140	5	30	
Vinyl chloride	ug/L	ND	20	20	22.0	21.0	110	105	60-140	5	30	
1,2-Dichloroethane-d4 (S)	%						110	117	70-130			
4-Bromofluorobenzene (S)	%						105	104	70-130			
Toluene-d8 (S)	%						99	100	70-130			

Results presented on this page are in the units indicated by the "Units" column except where an alternate unit is presented to the right of the result.

This report shall not be reproduced, except in full,
without the written consent of Pace Analytical Services, LLC.

Pace Analytical Services, LLC
9800 Kincey Ave. Suite 100
Huntersville, NC 28078
(704)875-9092

QUALIFIERS

Project: 2020-L1-2448 INCIDENT
Pace Project No.: 92593507

DEFINITIONS

DF - Dilution Factor, if reported, represents the factor applied to the reported data due to dilution of the sample aliquot.

ND - Not Detected at or above adjusted reporting limit.

TNTC - Too Numerous To Count

J - Estimated concentration above the adjusted method detection limit and below the adjusted reporting limit.

MDL - Adjusted Method Detection Limit.

PQL - Practical Quantitation Limit.

RL - Reporting Limit - The lowest concentration value that meets project requirements for quantitative data with known precision and bias for a specific analyte in a specific matrix.

S - Surrogate

1,2-Diphenylhydrazine decomposes to and cannot be separated from Azobenzene using Method 8270. The result for each analyte is a combined concentration.

Consistent with EPA guidelines, unrounded data are displayed and have been used to calculate % recovery and RPD values.

LCS(D) - Laboratory Control Sample (Duplicate)

MS(D) - Matrix Spike (Duplicate)

DUP - Sample Duplicate

RPD - Relative Percent Difference

NC - Not Calculable.

SG - Silica Gel - Clean-Up

U - Indicates the compound was analyzed for, but not detected.

Acid preservation may not be appropriate for 2 Chloroethylvinyl ether.

A separate vial preserved to a pH of 4-5 is recommended in SW846 Chapter 4 for the analysis of Acrolein and Acrylonitrile by EPA Method 8260.

N-Nitrosodiphenylamine decomposes and cannot be separated from Diphenylamine using Method 8270. The result reported for each analyte is a combined concentration.

Reported results are not rounded until the final step prior to reporting. Therefore, calculated parameters that are typically reported as "Total" may vary slightly from the sum of the reported component parameters.

Pace Analytical is TNI accredited. Contact your Pace PM for the current list of accredited analytes.

TNI - The NELAC Institute.

ANALYTE QUALIFIERS

M1	Matrix spike recovery exceeded QC limits. Batch accepted based on laboratory control sample (LCS) recovery.
N2	The lab does not hold NELAC/TNI accreditation for this parameter but other accreditations/certifications may apply. A complete list of accreditations/certifications is available upon request.

This report shall not be reproduced, except in full,
without the written consent of Pace Analytical Services, LLC.

Pace Analytical Services, LLC
9800 Kincey Ave. Suite 100
Huntersville, NC 28078
(704)875-9092

QUALITY CONTROL DATA CROSS REFERENCE TABLE

Project: 2020-L1-2448 INCIDENT
Pace Project No.: 92593507

Lab ID	Sample ID	QC Batch Method	QC Batch	Analytical Method	Analytical Batch
92593507001	**13800_HC_RD**	MADEP VPH	685155		
92593507001	**13800_HC_RD**	EPA 3010A	685222	EPA 6010D	685334
92593507001	**13800_HC_RD**	SM 6200B	685259		

This report shall not be reproduced, except in full,
without the written consent of Pace Analytical Services, LLC.

Pace Analytical

CHAIN-OF-CUSTODY Analytical Request Document

Chain-of-Custody is a LEGAL DOCUMENT - Complete all relevent fields

LAB USE ONLY- Affix Workorder/Login Label Here or List Pace Workorder Number or MTJL Log-in Number Here

ALL SHADED AREAS are for LAB USE ONLY

WO# : 92593507

92593507

Company: Apex Companies

Address:

Report To: Andrew Street

Email To: andrew.street@apexcos.com

Copy To:

Billing Information:

Site Collection Info/Address:

Customer Project Name/Number: 2020-LI-2448

State: NC County/City: Huntersville Time Zone Collected: [ ] PT [ ] MT [ ] CT [✓] ET

Phone:
Email:

Site/Facility ID #:

Compliance Monitoring? [ ] Yes [ ] No

Collected By (print): Roger Cantley

Collected By (signature):

Purchase Order #:
Quote #:

DW PWS ID #:
DW Location Code:

Turnaround Date Required: ASAP

Immediately Packed on Ice: [✓] Yes [ ] No

Sample Disposal:
[✓] Dispose as appropriate [ ] Return
[ ] Archive: _____
[ ] Hold: _____

Rush:
[ ] Same Day [ ] Next Day
[ ] 2 Day [ ] 3 Day [ ] 4 Day [ ] 5 Day
(Expedite Charges Apply)

Field Filtered (if applicable):
[ ] Yes [ ] No
Analysis: _____

* Matrix Codes (Insert in Matrix box below): Drinking Water (DW), Ground Water (GW), Wastewater (WW), Product (P), Soil/Solid (SL), Oil (OL), Wipe (WP), Air (AR), Tissue (TS), Bioassay (B), Vapor (V), Other (OT)

** Preservative Types: (1) nitric acid, (2) sulfuric a
(6) methanol, (7) sodium bisulfate, (8) sodium thi
(C) ammonium hydroxide, (D) TSP, (U) Unpreserv

Container Preservative Type *

Analyses

Customer Sample ID	Matrix *	Comp / Grab	Collected (or Composite Start) Date	Collected (or Composite Start) Time	Composite End Date	Composite End Time	Res Cl	# of Ctns	VOC 6200B	MADEP VPH	Lead
13800_HC_RD	DW	G	3/15/22	1025	—	—	—	8	X	X	X

Custody Seals Present/Intact Y N NA
Custody Signatures Present Y N NA
Collector Signature Present Y N NA
Bottles Intact Y N NA
Correct Bottles Y N NA
Sufficient Volume Y N NA
Samples Received on Ice Y N NA
VOA - Headspace Acceptable Y N NA
USDA Regulated Soils Y N NA
Samples in Holding Time Y N NA
Residual Chlorine Present Y N NA
Cl Strips: _____
Sample pH Acceptable Y N NA
pH Strips: 223819AU
Sulfide Present Y N NA
Lead Acetate Strips: _____

LAB USE ONLY:
Lab Sample # / Comments:
92593507
MW

Customer Remarks / Special Conditions / Possible Hazards:

Type of Ice Used: Wet Blue Dry None

Packing Material Used: BB

Radchem sample(s) screened (<500 cpm): Y N NA

SHORT HOLDS PRESENT (<72 hours): Y N N/A

Lab Tracking #: 2696703

Samples received via: FEDEX UPS Client Courier Pace Courier

Lab Sample Temperature Info:
Temp Blank Received: Y N NA
Therm ID#: 92T064
Cooler 1 Temp Upon Receipt: 1.3 oC
Cooler 1 Therm Corr. Factor: 0 oC
Cooler 1 Corrected Temp: 1.3 oC
Comments:

Relinquished by/Company: (Signature)	Date/Time:	Received by/Company: (Signature)	Date/Time:
Apex	3-15-22 1513	JB Pace Hr	3/15/22 1513
Relinquished by/Company: (Signature)	Date/Time:	Received by/Company: (Signature)	Date/Time:
Relinquished by/Company: (Signature)	Date/Time:	Received by/Company: (Signature)	Date/Time:

MTJL LAB USE ONLY
Table #:
Acctnum:
Template:
Prelogin:
PM:
PB:

Trip Blank Received: Y N NA
HCL MeOH TSP Other

Non Conformance(s): YES / NO

Page: 1 of: 1

Pace Analytical®	Document Name: Sample Condition Upon Receipt (SCUR)	Document Revised: November 15, 2021 Page 2 of 2
	Document No.: F-CAR-CS-033-Rev.08	Issuing Authority: Pace Carolinas Quality Office

***Check mark top half of box if pH and/or dechlorination is verified and within the acceptance range for preservation samples.**

Exceptions: VOA, Coliform, TOC, Oil and Grease, DRO/8015 (water) DOC, LLHg

****Bottom half of box is to list number of bottles**

Project # WO#: 92593507

PM: AMB Due Date: 03/22/22

CLIENT: 92-APEX MOOR

Item#	BP4U-125 mL Plastic Unpreserved (N/A) (Cl-)	BP3U-250 mL Plastic Unpreserved (N/A)	BP2U-500 mL Plastic Unpreserved (N/A)	BP1U-1 liter Plastic Unpreserved (N/A)	BP4S-125 mL Plastic H2SO4 (pH < 2) (Cl-)	BP3N-250 mL plastic HNO3 (pH < 2)	BP4Z-125 mL Plastic ZN Acetate & NaOH (>9)	BP4B-125 mL Plastic NaOH (pH > 12) (Cl-)	WGFU-Wide-mouthed Glass jar Unpreserved	AG1U-1 liter Amber Unpreserved (N/A) (Cl-)	AG1H-1 liter Amber HCl (pH < 2)	AG3U-250 mL Amber Unpreserved (N/A) (Cl-)	AG1S-1 liter Amber H2SO4 (pH < 2)	AG3S-250 mL Amber H2SO4 (pH < 2)	AG3A(DG3A)-250 mL Amber NH4Cl (N/A)(Cl-)	DG9H-40 mL VOA HCl (N/A)	VG9T-40 mL VOA Na2S2O3 (N/A)	VG9U-40 mL VOA Unpreserved (N/A)	DG9P-40 mL VOA H3PO4 (N/A)	VOAK (3 vials per kit)-5035 kit (N/A)	V/GK(3 vials per kit)-VPH/Gas kit (N/A)	SP5T-125 mL Sterile Plastic (N/A – lab)	SP2T-250 mL Sterile Plastic (N/A – lab)		BP3A-250 mL Plastic (NH2)2SO4 (9.3-9.7)	AG0U-100 mL Amber Unpreserved vials (N/A)	VSGU-20 mL Scintillation vials (N/A)	DG9U-40 mL Amber Unpreserved vials (N/A)
1						✓										7												
2																												
3																												
4																												
5																												
6																												
7																												
8																												
9																												
10																												
11																												
12																												

pH Adjustment Log for Preserved Samples

Sample ID	Type of Preservative	pH upon receipt	Date preservation adjusted	Time preservation adjusted	Amount of Preservative added	Lot #

Note: Whenever there is a discrepancy affecting North Carolina compliance samples, a copy of this form will be sent to the North Carolina DEHNR Certification Office (i.e. Out of hold, incorrect preservative, out of temp, incorrect containers.

Pace Analytical Services, LLC
9800 Kincey Ave. Suite 100
Huntersville, NC 28078
(704)875-9092

March 23, 2022

Andrew Street
Apex Companies - NC
5900 Northwoods Business Pkwy
Suite 5900-0
Charlotte, NC 28269

RE: Project: 2020-L1-2448 INCIDENT
Pace Project No.: 92593509

Dear Andrew Street:

Enclosed are the analytical results for sample(s) received by the laboratory on March 15, 2022. The results relate only to the samples included in this report. Results reported herein conform to the applicable TNI/NELAC Standards and the laboratory's Quality Manual, where applicable, unless otherwise noted in the body of the report.

The test results provided in this final report were generated by each of the following laboratories within the Pace Network:

- Pace Analytical Services - Asheville
- Pace Analytical Services - Charlotte

If you have any questions concerning this report, please feel free to contact me.

Sincerely,

Angela M. Baioni

Angela Baioni
angela.baioni@pacelabs.com
(704)875-9092
Project Manager

Enclosures

cc: J Culbreath, Colonial Pipeline Company
Naomi Fretz, APEX Companies, LLC
Robert Hughes, Colonial Pipeline
Jamie Moran, APEX Companies, LLC
Jeff Morrison, Colonial Pipeline Company
Tom Naumann, APEX Companies - NC
Joe Nicolette, Montrose-EPS
Kaitlyn Nootens, Apex Companies
Christopher Schultz, Apex Companies
Matt Teixeira, Apex Companies, LLC
Michael Verdon, Colonial Pipeline Company
JM Wyatt, Colonial Pipeline Company

REPORT OF LABORATORY ANALYSIS

This report shall not be reproduced, except in full,
without the written consent of Pace Analytical Services, LLC.

Pace Analytical Services, LLC
9800 Kincey Ave. Suite 100
Huntersville, NC 28078
(704)875-9092

CERTIFICATIONS

Project: 2020-L1-2448 INCIDENT
Pace Project No.: 92593509

Pace Analytical Services Charlotte

South Carolina Laboratory ID: 99006
9800 Kincey Ave. Ste 100, Huntersville, NC 28078
North Carolina Drinking Water Certification #: 37706
North Carolina Field Services Certification #: 5342
North Carolina Wastewater Certification #: 12
South Carolina Laboratory ID: 99006
South Carolina Certification #: 99006001
South Carolina Drinking Water Cert. #: 99006003
Florida/NELAP Certification #: E87627
Kentucky UST Certification #: 84
Louisiana DoH Drinking Water #: LA029
Virginia/VELAP Certification #: 460221

Pace Analytical Services Asheville

2225 Riverside Drive, Asheville, NC 28804
Florida/NELAP Certification #: E87648
North Carolina Drinking Water Certification #: 37712
North Carolina Wastewater Certification #: 40
South Carolina Laboratory ID: 99030
South Carolina Certification #: 99030001
Virginia/VELAP Certification #: 460222

This report shall not be reproduced, except in full,
without the written consent of Pace Analytical Services, LLC.

Pace Analytical Services, LLC
9800 Kincey Ave. Suite 100
Huntersville, NC 28078
(704)875-9092

SAMPLE SUMMARY

Project: 2020-L1-2448 INCIDENT
Pace Project No.: 92593509

Lab ID	Sample ID	Matrix	Date Collected	Date Received
92593509001	**14226_HC_RD**	Water	03/15/22 12:55	03/15/22 15:13

This report shall not be reproduced, except in full,
without the written consent of Pace Analytical Services, LLC.

Pace Analytical Services, LLC
9800 Kincey Ave. Suite 100
Huntersville, NC 28078
(704)875-9092

SAMPLE ANALYTE COUNT

Project: 2020-L1-2448 INCIDENT
Pace Project No.: 92593509

Lab ID	Sample ID	Method	Analysts	Analytes Reported	Laboratory
92593509001	**14226_HC_RD**	MADEP VPH	MAD	6	PASI-C
		EPA 6010D	CBV	1	PASI-A
		SM 6200B	SAS	64	PASI-C

PASI-A = Pace Analytical Services - Asheville
PASI-C = Pace Analytical Services - Charlotte

This report shall not be reproduced, except in full,
without the written consent of Pace Analytical Services, LLC.

Pace Analytical Services, LLC
9800 Kincey Ave. Suite 100
Huntersville, NC 28078
(704)875-9092

ANALYTICAL RESULTS

Project: 2020-L1-2448 INCIDENT
Pace Project No.: 92593509

Sample: 14226_HC_RD **Lab ID: 92593509001** Collected: 03/15/22 12:55 Received: 03/15/22 15:13 Matrix: Water

Parameters	Results	Units	Report Limit	MDL	DF	Prepared	Analyzed	CAS No.	Qual
VPH NC Water	Analytical Method: MADEP VPH								
	Pace Analytical Services - Charlotte								
Total VPH (C5-C12)	ND	ug/L	50.0	50.0	1		03/16/22 18:18		N2
Aliphatic (C05-C08)	ND	ug/L	50.0	50.0	1		03/16/22 18:18		N2
Aliphatic(C09-C12) Adjusted	ND	ug/L	50.0	50.0	1		03/16/22 18:18		N2
Aromatic (C09-C10)	ND	ug/L	50.0	50.0	1		03/16/22 18:18		N2
Surrogates									
4-Bromofluorobenzene (FID) (S)	96	%	70-130		1		03/16/22 18:18	460-00-4	
4-Bromofluorobenzene (PID) (S)	93	%	70-130		1		03/16/22 18:18	460-00-4	
6010 MET ICP	Analytical Method: EPA 6010D Preparation Method: EPA 3010A								
	Pace Analytical Services - Asheville								
Lead	**6.9**	ug/L	5.0	4.5	1	03/17/22 03:10	03/18/22 02:01	7439-92-1	
6200B MSV	Analytical Method: SM 6200B								
	Pace Analytical Services - Charlotte								
Benzene	ND	ug/L	0.50	0.34	1		03/17/22 16:28	71-43-2	
Bromobenzene	ND	ug/L	0.50	0.29	1		03/17/22 16:28	108-86-1	
Bromochloromethane	ND	ug/L	0.50	0.47	1		03/17/22 16:28	74-97-5	
Bromodichloromethane	ND	ug/L	0.50	0.31	1		03/17/22 16:28	75-27-4	
Bromoform	ND	ug/L	0.50	0.34	1		03/17/22 16:28	75-25-2	
Bromomethane	ND	ug/L	5.0	1.7	1		03/17/22 16:28	74-83-9	
n-Butylbenzene	ND	ug/L	0.50	0.49	1		03/17/22 16:28	104-51-8	
sec-Butylbenzene	ND	ug/L	0.50	0.40	1		03/17/22 16:28	135-98-8	
tert-Butylbenzene	ND	ug/L	0.50	0.32	1		03/17/22 16:28	98-06-6	
Carbon tetrachloride	ND	ug/L	0.50	0.33	1		03/17/22 16:28	56-23-5	
Chlorobenzene	ND	ug/L	0.50	0.28	1		03/17/22 16:28	108-90-7	
Chloroethane	ND	ug/L	1.0	0.65	1		03/17/22 16:28	75-00-3	
Chloroform	ND	ug/L	0.50	0.35	1		03/17/22 16:28	67-66-3	
Chloromethane	ND	ug/L	1.0	0.54	1		03/17/22 16:28	74-87-3	
2-Chlorotoluene	ND	ug/L	0.50	0.32	1		03/17/22 16:28	95-49-8	
4-Chlorotoluene	ND	ug/L	0.50	0.32	1		03/17/22 16:28	106-43-4	
1,2-Dibromo-3-chloropropane	ND	ug/L	1.0	0.34	1		03/17/22 16:28	96-12-8	
Dibromochloromethane	ND	ug/L	0.50	0.36	1		03/17/22 16:28	124-48-1	
1,2-Dibromoethane (EDB)	ND	ug/L	0.50	0.27	1		03/17/22 16:28	106-93-4	
Dibromomethane	ND	ug/L	0.50	0.39	1		03/17/22 16:28	74-95-3	
1,2-Dichlorobenzene	ND	ug/L	0.50	0.34	1		03/17/22 16:28	95-50-1	
1,3-Dichlorobenzene	ND	ug/L	0.50	0.34	1		03/17/22 16:28	541-73-1	
1,4-Dichlorobenzene	ND	ug/L	0.50	0.33	1		03/17/22 16:28	106-46-7	
Dichlorodifluoromethane	ND	ug/L	0.50	0.35	1		03/17/22 16:28	75-71-8	
1,1-Dichloroethane	ND	ug/L	0.50	0.37	1		03/17/22 16:28	75-34-3	
1,2-Dichloroethane	ND	ug/L	0.50	0.32	1		03/17/22 16:28	107-06-2	
1,1-Dichloroethene	ND	ug/L	0.50	0.35	1		03/17/22 16:28	75-35-4	
cis-1,2-Dichloroethene	ND	ug/L	0.50	0.38	1		03/17/22 16:28	156-59-2	
trans-1,2-Dichloroethene	ND	ug/L	0.50	0.40	1		03/17/22 16:28	156-60-5	
1,2-Dichloropropane	ND	ug/L	0.50	0.36	1		03/17/22 16:28	78-87-5	
1,3-Dichloropropane	ND	ug/L	0.50	0.28	1		03/17/22 16:28	142-28-9	

This report shall not be reproduced, except in full,
without the written consent of Pace Analytical Services, LLC.

Pace Analytical Services, LLC
9800 Kincey Ave. Suite 100
Huntersville, NC 28078
(704)875-9092

ANALYTICAL RESULTS

Project: 2020-L1-2448 INCIDENT
Pace Project No.: 92593509

Sample: 14226_HC_RD **Lab ID: 92593509001** Collected: 03/15/22 12:55 Received: 03/15/22 15:13 Matrix: Water

Parameters	Results	Units	Report Limit	MDL	DF	Prepared	Analyzed	CAS No.	Qual
6200B MSV	Analytical Method: SM 6200B								
	Pace Analytical Services - Charlotte								
2,2-Dichloropropane	ND	ug/L	0.50	0.39	1		03/17/22 16:28	594-20-7	
1,1-Dichloropropene	ND	ug/L	0.50	0.43	1		03/17/22 16:28	563-58-6	
cis-1,3-Dichloropropene	ND	ug/L	0.50	0.36	1		03/17/22 16:28	10061-01-5	
trans-1,3-Dichloropropene	ND	ug/L	0.50	0.36	1		03/17/22 16:28	10061-02-6	
Diisopropyl ether	ND	ug/L	0.50	0.31	1		03/17/22 16:28	108-20-3	
Ethanol	ND	ug/L	200	72.2	1		03/17/22 16:28	64-17-5	
Ethylbenzene	ND	ug/L	0.50	0.30	1		03/17/22 16:28	100-41-4	
Hexachloro-1,3-butadiene	ND	ug/L	2.0	1.5	1		03/17/22 16:28	87-68-3	
Isopropylbenzene (Cumene)	ND	ug/L	0.50	0.33	1		03/17/22 16:28	98-82-8	
Methylene Chloride	ND	ug/L	2.0	2.0	1		03/17/22 16:28	75-09-2	
Methyl-tert-butyl ether	ND	ug/L	0.50	0.42	1		03/17/22 16:28	1634-04-4	
Naphthalene	ND	ug/L	2.0	0.64	1		03/17/22 16:28	91-20-3	
n-Propylbenzene	ND	ug/L	0.50	0.34	1		03/17/22 16:28	103-65-1	
Styrene	ND	ug/L	0.50	0.29	1		03/17/22 16:28	100-42-5	
1,1,1,2-Tetrachloroethane	ND	ug/L	0.50	0.31	1		03/17/22 16:28	630-20-6	
1,1,2,2-Tetrachloroethane	ND	ug/L	0.50	0.22	1		03/17/22 16:28	79-34-5	
Tetrachloroethene	ND	ug/L	0.50	0.29	1		03/17/22 16:28	127-18-4	
Toluene	ND	ug/L	0.50	0.48	1		03/17/22 16:28	108-88-3	
1,2,3-Trichlorobenzene	ND	ug/L	2.0	0.81	1		03/17/22 16:28	87-61-6	
1,2,4-Trichlorobenzene	ND	ug/L	2.0	0.64	1		03/17/22 16:28	120-82-1	
1,1,1-Trichloroethane	ND	ug/L	0.50	0.33	1		03/17/22 16:28	71-55-6	
1,1,2-Trichloroethane	ND	ug/L	0.50	0.32	1		03/17/22 16:28	79-00-5	
Trichloroethene	ND	ug/L	0.50	0.38	1		03/17/22 16:28	79-01-6	
Trichlorofluoromethane	ND	ug/L	1.0	0.30	1		03/17/22 16:28	75-69-4	
1,2,3-Trichloropropane	ND	ug/L	0.50	0.26	1		03/17/22 16:28	96-18-4	
1,2,4-Trimethylbenzene	ND	ug/L	0.50	0.50	1		03/17/22 16:28	95-63-6	
1,3,5-Trimethylbenzene	ND	ug/L	0.50	0.33	1		03/17/22 16:28	108-67-8	
Vinyl chloride	ND	ug/L	1.0	0.39	1		03/17/22 16:28	75-01-4	
m&p-Xylene	ND	ug/L	1.0	0.71	1		03/17/22 16:28	179601-23-1	
o-Xylene	ND	ug/L	0.50	0.34	1		03/17/22 16:28	95-47-6	
Surrogates									
1,2-Dichloroethane-d4 (S)	102	%	70-130		1		03/17/22 16:28	17060-07-0	
4-Bromofluorobenzene (S)	104	%	70-130		1		03/17/22 16:28	460-00-4	
Toluene-d8 (S)	101	%	70-130		1		03/17/22 16:28	2037-26-5	

This report shall not be reproduced, except in full,
without the written consent of Pace Analytical Services, LLC.

Pace Analytical Services, LLC
9800 Kincey Ave. Suite 100
Huntersville, NC 28078
(704)875-9092

QUALITY CONTROL DATA

Project: 2020-L1-2448 INCIDENT
Pace Project No.: 92593509

QC Batch: 685155
QC Batch Method: MADEP VPH
Analysis Method: MADEP VPH
Analysis Description: VPH NC Water
Laboratory: Pace Analytical Services - Charlotte
Associated Lab Samples: 92593509001

METHOD BLANK: 3582751
Matrix: Water
Associated Lab Samples: 92593509001

Parameter	Units	Blank Result	Reporting Limit	MDL	Analyzed	Qualifiers
Aliphatic (C05-C08)	ug/L	ND	50.0	50.0	03/16/22 13:28	N2
Aromatic (C09-C10)	ug/L	ND	50.0	50.0	03/16/22 13:28	N2
4-Bromofluorobenzene (FID) (S)	%	96	70-130		03/16/22 13:28	
4-Bromofluorobenzene (PID) (S)	%	93	70-130		03/16/22 13:28	

LABORATORY CONTROL SAMPLE & LCSD: 3582752 3582753

Parameter	Units	Spike Conc.	LCS Result	LCSD Result	LCS % Rec	LCSD % Rec	% Rec Limits	RPD	Max RPD	Qualifiers
Aliphatic (C05-C08)	ug/L	300	298	296	99	99	70-130	1	25	N2
Aromatic (C09-C10)	ug/L	100	106	106	106	106	70-130	1	25	N2
4-Bromofluorobenzene (FID) (S)	%				97	101	70-130			
4-Bromofluorobenzene (PID) (S)	%				94	98	70-130			

Results presented on this page are in the units indicated by the "Units" column except where an alternate unit is presented to the right of the result.

This report shall not be reproduced, except in full,
without the written consent of Pace Analytical Services, LLC.

Pace Analytical Services, LLC
9800 Kincey Ave. Suite 100
Huntersville, NC 28078
(704)875-9092

QUALITY CONTROL DATA

Project: 2020-L1-2448 INCIDENT
Pace Project No.: 92593509

QC Batch: 685222
QC Batch Method: EPA 3010A
Analysis Method: EPA 6010D
Analysis Description: 6010 MET
Laboratory: Pace Analytical Services - Asheville
Associated Lab Samples: 92593509001

METHOD BLANK: 3583116 Matrix: Water
Associated Lab Samples: 92593509001

Parameter	Units	Blank Result	Reporting Limit	MDL	Analyzed	Qualifiers
Lead	ug/L	ND	5.0	4.5	03/18/22 01:22	

LABORATORY CONTROL SAMPLE: 3583117

Parameter	Units	Spike Conc.	LCS Result	LCS % Rec	% Rec Limits	Qualifiers
Lead	ug/L	500	478	96	80-120	

MATRIX SPIKE & MATRIX SPIKE DUPLICATE: 3583118 3583119

Parameter	Units	92591283029 Result	MS Spike Conc.	MSD Spike Conc.	MS Result	MSD Result	MS % Rec	MSD % Rec	% Rec Limits	RPD	Max RPD	Qual
Lead	ug/L	ND	500	500	460	461	91	91	75-125	0	20	

Results presented on this page are in the units indicated by the "Units" column except where an alternate unit is presented to the right of the result.

REPORT OF LABORATORY ANALYSIS

This report shall not be reproduced, except in full,
without the written consent of Pace Analytical Services, LLC.

Pace Analytical Services, LLC
9800 Kincey Ave. Suite 100
Huntersville, NC 28078
(704)875-9092

QUALITY CONTROL DATA

Project: 2020-L1-2448 INCIDENT
Pace Project No.: 92593509

QC Batch: 685259
QC Batch Method: SM 6200B
Analysis Method: SM 6200B
Analysis Description: 6200B MSV
Laboratory: Pace Analytical Services - Charlotte
Associated Lab Samples: 92593509001

METHOD BLANK: 3583318
Matrix: Water
Associated Lab Samples: 92593509001

Parameter	Units	Blank Result	Reporting Limit	MDL	Analyzed	Qualifiers
1,1,1,2-Tetrachloroethane	ug/L	ND	0.50	0.31	03/17/22 12:55	
1,1,1-Trichloroethane	ug/L	ND	0.50	0.33	03/17/22 12:55	
1,1,2,2-Tetrachloroethane	ug/L	ND	0.50	0.22	03/17/22 12:55	
1,1,2-Trichloroethane	ug/L	ND	0.50	0.32	03/17/22 12:55	
1,1-Dichloroethane	ug/L	ND	0.50	0.37	03/17/22 12:55	
1,1-Dichloroethene	ug/L	ND	0.50	0.35	03/17/22 12:55	
1,1-Dichloropropene	ug/L	ND	0.50	0.43	03/17/22 12:55	
1,2,3-Trichlorobenzene	ug/L	ND	2.0	0.81	03/17/22 12:55	
1,2,3-Trichloropropane	ug/L	ND	0.50	0.26	03/17/22 12:55	
1,2,4-Trichlorobenzene	ug/L	ND	2.0	0.64	03/17/22 12:55	
1,2,4-Trimethylbenzene	ug/L	ND	0.50	0.50	03/17/22 12:55	
1,2-Dibromo-3-chloropropane	ug/L	ND	1.0	0.34	03/17/22 12:55	
1,2-Dibromoethane (EDB)	ug/L	ND	0.50	0.27	03/17/22 12:55	
1,2-Dichlorobenzene	ug/L	ND	0.50	0.34	03/17/22 12:55	
1,2-Dichloroethane	ug/L	ND	0.50	0.32	03/17/22 12:55	
1,2-Dichloropropane	ug/L	ND	0.50	0.36	03/17/22 12:55	
1,3,5-Trimethylbenzene	ug/L	ND	0.50	0.33	03/17/22 12:55	
1,3-Dichlorobenzene	ug/L	ND	0.50	0.34	03/17/22 12:55	
1,3-Dichloropropane	ug/L	ND	0.50	0.28	03/17/22 12:55	
1,4-Dichlorobenzene	ug/L	ND	0.50	0.33	03/17/22 12:55	
2,2-Dichloropropane	ug/L	ND	0.50	0.39	03/17/22 12:55	
2-Chlorotoluene	ug/L	ND	0.50	0.32	03/17/22 12:55	
4-Chlorotoluene	ug/L	ND	0.50	0.32	03/17/22 12:55	
Benzene	ug/L	ND	0.50	0.34	03/17/22 12:55	
Bromobenzene	ug/L	ND	0.50	0.29	03/17/22 12:55	
Bromochloromethane	ug/L	ND	0.50	0.47	03/17/22 12:55	
Bromodichloromethane	ug/L	ND	0.50	0.31	03/17/22 12:55	
Bromoform	ug/L	ND	0.50	0.34	03/17/22 12:55	
Bromomethane	ug/L	ND	5.0	1.7	03/17/22 12:55	
Carbon tetrachloride	ug/L	ND	0.50	0.33	03/17/22 12:55	
Chlorobenzene	ug/L	ND	0.50	0.28	03/17/22 12:55	
Chloroethane	ug/L	ND	1.0	0.65	03/17/22 12:55	
Chloroform	ug/L	ND	0.50	0.35	03/17/22 12:55	
Chloromethane	ug/L	ND	1.0	0.54	03/17/22 12:55	
cis-1,2-Dichloroethene	ug/L	ND	0.50	0.38	03/17/22 12:55	
cis-1,3-Dichloropropene	ug/L	ND	0.50	0.36	03/17/22 12:55	
Dibromochloromethane	ug/L	ND	0.50	0.36	03/17/22 12:55	
Dibromomethane	ug/L	ND	0.50	0.39	03/17/22 12:55	
Dichlorodifluoromethane	ug/L	ND	0.50	0.35	03/17/22 12:55	
Diisopropyl ether	ug/L	ND	0.50	0.31	03/17/22 12:55	

Results presented on this page are in the units indicated by the "Units" column except where an alternate unit is presented to the right of the result.

REPORT OF LABORATORY ANALYSIS

This report shall not be reproduced, except in full,
without the written consent of Pace Analytical Services, LLC.

Pace Analytical Services, LLC
9800 Kincey Ave. Suite 100
Huntersville, NC 28078
(704)875-9092

QUALITY CONTROL DATA

Project: 2020-L1-2448 INCIDENT
Pace Project No.: 92593509

METHOD BLANK: 3583318 Matrix: Water
Associated Lab Samples: 92593509001

Parameter	Units	Blank Result	Reporting Limit	MDL	Analyzed	Qualifiers
Ethanol	ug/L	ND	200	72.2	03/17/22 12:55	
Ethylbenzene	ug/L	ND	0.50	0.30	03/17/22 12:55	
Hexachloro-1,3-butadiene	ug/L	ND	2.0	1.5	03/17/22 12:55	
Isopropylbenzene (Cumene)	ug/L	ND	0.50	0.33	03/17/22 12:55	
m&p-Xylene	ug/L	ND	1.0	0.71	03/17/22 12:55	
Methyl-tert-butyl ether	ug/L	ND	0.50	0.42	03/17/22 12:55	
Methylene Chloride	ug/L	ND	2.0	2.0	03/17/22 12:55	
n-Butylbenzene	ug/L	ND	0.50	0.49	03/17/22 12:55	
n-Propylbenzene	ug/L	ND	0.50	0.34	03/17/22 12:55	
Naphthalene	ug/L	ND	2.0	0.64	03/17/22 12:55	
o-Xylene	ug/L	ND	0.50	0.34	03/17/22 12:55	
sec-Butylbenzene	ug/L	ND	0.50	0.40	03/17/22 12:55	
Styrene	ug/L	ND	0.50	0.29	03/17/22 12:55	
tert-Butylbenzene	ug/L	ND	0.50	0.32	03/17/22 12:55	
Tetrachloroethene	ug/L	ND	0.50	0.29	03/17/22 12:55	
Toluene	ug/L	ND	0.50	0.48	03/17/22 12:55	
trans-1,2-Dichloroethene	ug/L	ND	0.50	0.40	03/17/22 12:55	
trans-1,3-Dichloropropene	ug/L	ND	0.50	0.36	03/17/22 12:55	
Trichloroethene	ug/L	ND	0.50	0.38	03/17/22 12:55	
Trichlorofluoromethane	ug/L	ND	1.0	0.30	03/17/22 12:55	
Vinyl chloride	ug/L	ND	1.0	0.39	03/17/22 12:55	
1,2-Dichloroethane-d4 (S)	%	101	70-130		03/17/22 12:55	
4-Bromofluorobenzene (S)	%	101	70-130		03/17/22 12:55	
Toluene-d8 (S)	%	99	70-130		03/17/22 12:55	

LABORATORY CONTROL SAMPLE: 3583319

Parameter	Units	Spike Conc.	LCS Result	LCS % Rec	% Rec Limits	Qualifiers
1,1,1,2-Tetrachloroethane	ug/L	50	48.4	97	60-140	
1,1,1-Trichloroethane	ug/L	50	53.1	106	60-140	
1,1,2,2-Tetrachloroethane	ug/L	50	47.5	95	60-140	
1,1,2-Trichloroethane	ug/L	50	45.6	91	60-140	
1,1-Dichloroethane	ug/L	50	49.3	99	60-140	
1,1-Dichloroethene	ug/L	50	51.4	103	60-140	
1,1-Dichloropropene	ug/L	50	55.6	111	60-140	
1,2,3-Trichlorobenzene	ug/L	50	48.2	96	60-140	
1,2,3-Trichloropropane	ug/L	50	48.2	96	60-140	
1,2,4-Trichlorobenzene	ug/L	50	47.3	95	60-140	
1,2,4-Trimethylbenzene	ug/L	50	46.0	92	60-140	
1,2-Dibromo-3-chloropropane	ug/L	50	46.3	93	60-140	
1,2-Dibromoethane (EDB)	ug/L	50	50.2	100	60-140	
1,2-Dichlorobenzene	ug/L	50	46.2	92	60-140	
1,2-Dichloroethane	ug/L	50	51.2	102	60-140	
1,2-Dichloropropane	ug/L	50	47.5	95	60-140	

Results presented on this page are in the units indicated by the "Units" column except where an alternate unit is presented to the right of the result.

This report shall not be reproduced, except in full,
without the written consent of Pace Analytical Services, LLC.

Pace Analytical Services, LLC
9800 Kincey Ave. Suite 100
Huntersville, NC 28078
(704)875-9092

QUALITY CONTROL DATA

Project: 2020-L1-2448 INCIDENT
Pace Project No.: 92593509

LABORATORY CONTROL SAMPLE: 3583319

Parameter	Units	Spike Conc.	LCS Result	LCS % Rec	% Rec Limits	Qualifiers
1,3,5-Trimethylbenzene	ug/L	50	46.2	92	60-140	
1,3-Dichlorobenzene	ug/L	50	45.0	90	60-140	
1,3-Dichloropropane	ug/L	50	50.3	101	60-140	
1,4-Dichlorobenzene	ug/L	50	45.8	92	60-140	
2,2-Dichloropropane	ug/L	50	51.2	102	60-140	
2-Chlorotoluene	ug/L	50	46.8	94	60-140	
4-Chlorotoluene	ug/L	50	45.2	90	60-140	
Benzene	ug/L	50	46.1	92	60-140	
Bromobenzene	ug/L	50	45.5	91	60-140	
Bromochloromethane	ug/L	50	45.3	91	60-140	
Bromodichloromethane	ug/L	50	46.5	93	60-140	
Bromoform	ug/L	50	49.8	100	60-140	
Bromomethane	ug/L	50	54.8	110	60-140	
Carbon tetrachloride	ug/L	50	50.4	101	60-140	
Chlorobenzene	ug/L	50	46.3	93	60-140	
Chloroethane	ug/L	50	62.1	124	60-140	
Chloroform	ug/L	50	48.6	97	60-140	
Chloromethane	ug/L	50	43.6	87	60-140	
cis-1,2-Dichloroethene	ug/L	50	51.0	102	60-140	
cis-1,3-Dichloropropene	ug/L	50	48.7	97	60-140	
Dibromochloromethane	ug/L	50	48.6	97	60-140	
Dibromomethane	ug/L	50	47.7	95	60-140	
Dichlorodifluoromethane	ug/L	50	48.6	97	60-140	
Diisopropyl ether	ug/L	50	49.7	99	60-140	
Ethanol	ug/L	2000	1960	98	60-140	
Ethylbenzene	ug/L	50	48.0	96	60-140	
Hexachloro-1,3-butadiene	ug/L	50	49.8	100	60-140	
Isopropylbenzene (Cumene)	ug/L	50	48.6	97	60-140	
m&p-Xylene	ug/L	100	95.9	96	60-140	
Methyl-tert-butyl ether	ug/L	50	55.0	110	60-140	
Methylene Chloride	ug/L	50	49.2	98	60-140	
n-Butylbenzene	ug/L	50	46.9	94	60-140	
n-Propylbenzene	ug/L	50	47.3	95	60-140	
Naphthalene	ug/L	50	47.6	95	60-140	
o-Xylene	ug/L	50	46.0	92	60-140	
sec-Butylbenzene	ug/L	50	46.8	94	60-140	
Styrene	ug/L	50	46.7	93	60-140	
tert-Butylbenzene	ug/L	50	39.3	79	60-140	
Tetrachloroethene	ug/L	50	46.1	92	60-140	
Toluene	ug/L	50	43.6	87	60-140	
trans-1,2-Dichloroethene	ug/L	50	51.3	103	60-140	
trans-1,3-Dichloropropene	ug/L	50	49.2	98	60-140	
Trichloroethene	ug/L	50	45.9	92	60-140	
Trichlorofluoromethane	ug/L	50	54.3	109	60-140	
Vinyl chloride	ug/L	50	48.9	98	60-140	
1,2-Dichloroethane-d4 (S)	%			111	70-130	
4-Bromofluorobenzene (S)	%			102	70-130	

Results presented on this page are in the units indicated by the "Units" column except where an alternate unit is presented to the right of the result.

This report shall not be reproduced, except in full,
without the written consent of Pace Analytical Services, LLC.

Pace Analytical Services, LLC
9800 Kincey Ave. Suite 100
Huntersville, NC 28078
(704)875-9092

QUALITY CONTROL DATA

Project: 2020-L1-2448 INCIDENT
Pace Project No.: 92593509

LABORATORY CONTROL SAMPLE: 3583319

Parameter	Units	Spike Conc.	LCS Result	LCS % Rec	% Rec Limits	Qualifiers
Toluene-d8 (S)	%			97	70-130	

MATRIX SPIKE & MATRIX SPIKE DUPLICATE: 3583320 3583321

Parameter	Units	92593507001 Result	MS Spike Conc.	MSD Spike Conc.	MS Result	MSD Result	MS % Rec	MSD % Rec	% Rec Limits	RPD	Max RPD	Qual
1,1,1,2-Tetrachloroethane	ug/L	ND	20	20	22.0	19.7	110	99	60-140	11	30	
1,1,1-Trichloroethane	ug/L	ND	20	20	25.5	23.2	127	116	60-140	9	30	
1,1,2,2-Tetrachloroethane	ug/L	ND	20	20	21.8	20.0	109	100	60-140	9	30	
1,1,2-Trichloroethane	ug/L	ND	20	20	21.1	18.9	105	94	60-140	11	30	
1,1-Dichloroethane	ug/L	ND	20	20	24.2	22.5	121	113	60-140	7	30	
1,1-Dichloroethene	ug/L	ND	20	20	24.8	23.2	124	116	60-140	7	30	
1,1-Dichloropropene	ug/L	ND	20	20	23.7	22.7	119	114	60-140	4	30	
1,2,3-Trichlorobenzene	ug/L	ND	20	20	17.9	18.4	89	92	60-140	3	30	
1,2,3-Trichloropropane	ug/L	ND	20	20	22.7	20.0	113	100	60-140	13	30	
1,2,4-Trichlorobenzene	ug/L	ND	20	20	18.2	19.1	91	96	60-140	5	30	
1,2,4-Trimethylbenzene	ug/L	ND	20	20	19.6	19.5	98	97	60-140	1	30	
1,2-Dibromo-3-chloropropane	ug/L	ND	20	20	20.2	18.8	101	94	60-140	8	30	
1,2-Dibromoethane (EDB)	ug/L	ND	20	20	22.5	20.7	113	104	60-140	8	30	
1,2-Dichlorobenzene	ug/L	ND	20	20	19.0	19.5	95	98	60-140	3	30	
1,2-Dichloroethane	ug/L	ND	20	20	23.5	22.3	118	111	60-140	5	30	
1,2-Dichloropropane	ug/L	ND	20	20	22.8	20.9	114	104	60-140	9	30	
1,3,5-Trimethylbenzene	ug/L	ND	20	20	19.5	19.6	98	98	60-140	0	30	
1,3-Dichlorobenzene	ug/L	ND	20	20	19.7	19.0	99	95	60-140	4	30	
1,3-Dichloropropane	ug/L	ND	20	20	22.4	20.2	112	101	60-140	10	30	
1,4-Dichlorobenzene	ug/L	ND	20	20	19.2	19.2	96	96	60-140	0	30	
2,2-Dichloropropane	ug/L	ND	20	20	22.9	21.0	114	105	60-140	9	30	
2-Chlorotoluene	ug/L	ND	20	20	20.7	20.5	103	102	60-140	1	30	
4-Chlorotoluene	ug/L	ND	20	20	19.8	19.4	99	97	60-140	2	30	
Benzene	ug/L	ND	20	20	22.2	20.5	111	102	60-140	8	30	
Bromobenzene	ug/L	ND	20	20	20.3	18.8	101	94	60-140	7	30	
Bromochloromethane	ug/L	ND	20	20	21.9	20.1	109	101	60-140	8	30	
Bromodichloromethane	ug/L	ND	20	20	22.5	20.7	112	103	60-140	8	30	
Bromoform	ug/L	ND	20	20	21.4	19.3	107	97	60-140	10	30	
Bromomethane	ug/L	ND	20	20	34.8	29.7	174	148	60-140	16	30	M1
Carbon tetrachloride	ug/L	ND	20	20	24.6	22.9	123	115	60-140	7	30	
Chlorobenzene	ug/L	ND	20	20	21.6	20.4	108	102	60-140	6	30	
Chloroethane	ug/L	ND	20	20	29.1	26.1	146	131	60-140	11	30	M1
Chloroform	ug/L	ND	20	20	23.5	21.9	118	110	60-140	7	30	
Chloromethane	ug/L	ND	20	20	18.4	17.1	92	85	60-140	8	30	
cis-1,2-Dichloroethene	ug/L	ND	20	20	23.9	22.3	120	111	60-140	7	30	
cis-1,3-Dichloropropene	ug/L	ND	20	20	21.4	20.1	107	100	60-140	6	30	
Dibromochloromethane	ug/L	ND	20	20	21.0	18.9	105	94	60-140	10	30	
Dibromomethane	ug/L	ND	20	20	22.2	20.1	111	100	60-140	10	30	

Results presented on this page are in the units indicated by the "Units" column except where an alternate unit is presented to the right of the result.

This report shall not be reproduced, except in full,
without the written consent of Pace Analytical Services, LLC.

Pace Analytical Services, LLC
9800 Kincey Ave. Suite 100
Huntersville, NC 28078
(704)875-9092

QUALITY CONTROL DATA

Project: 2020-L1-2448 INCIDENT
Pace Project No.: 92593509

MATRIX SPIKE & MATRIX SPIKE DUPLICATE: 3583320 3583321

Parameter	Units	92593507001 Result	MS Spike Conc.	MSD Spike Conc.	MS Result	MSD Result	MS % Rec	MSD % Rec	% Rec Limits	RPD	Max RPD	Qual
Dichlorodifluoromethane	ug/L	ND	20	20	15.5	14.9	78	75	60-140	4	30	
Diisopropyl ether	ug/L	ND	20	20	22.4	20.4	112	102	60-140	10	30	
Ethanol	ug/L	ND	800	800	849	831	106	104	60-140	2	30	
Ethylbenzene	ug/L	ND	20	20	22.9	21.4	115	107	60-140	7	30	
Hexachloro-1,3-butadiene	ug/L	ND	20	20	20.7	19.1	103	96	60-140	8	30	
Isopropylbenzene (Cumene)	ug/L	ND	20	20	22.4	21.9	112	109	60-140	2	30	
m&p-Xylene	ug/L	ND	40	40	45.0	43.7	112	109	60-140	3	30	
Methyl-tert-butyl ether	ug/L	ND	20	20	22.7	19.9	113	100	60-140	13	30	
Methylene Chloride	ug/L	ND	20	20	23.4	21.9	117	109	60-140	7	30	
n-Butylbenzene	ug/L	ND	20	20	19.2	19.6	96	98	60-140	2	30	
n-Propylbenzene	ug/L	ND	20	20	20.2	20.4	101	102	60-140	1	30	
Naphthalene	ug/L	ND	20	20	18.4	19.0	92	95	60-140	3	30	
o-Xylene	ug/L	ND	20	20	21.1	20.4	105	102	60-140	3	30	
sec-Butylbenzene	ug/L	ND	20	20	19.7	19.8	99	99	60-140	0	30	
Styrene	ug/L	ND	20	20	21.2	20.6	106	103	60-140	3	30	
tert-Butylbenzene	ug/L	ND	20	20	16.9	17.2	84	86	60-140	2	30	
Tetrachloroethene	ug/L	ND	20	20	20.9	20.3	105	101	60-140	3	30	
Toluene	ug/L	ND	20	20	21.5	20.5	108	102	60-140	5	30	
trans-1,2-Dichloroethene	ug/L	ND	20	20	24.1	22.7	121	113	60-140	6	30	
trans-1,3-Dichloropropene	ug/L	ND	20	20	21.9	19.6	109	98	60-140	11	30	
Trichloroethene	ug/L	ND	20	20	21.5	20.5	108	102	60-140	5	30	
Trichlorofluoromethane	ug/L	ND	20	20	25.7	24.4	129	122	60-140	5	30	
Vinyl chloride	ug/L	ND	20	20	22.0	21.0	110	105	60-140	5	30	
1,2-Dichloroethane-d4 (S)	%						110	117	70-130			
4-Bromofluorobenzene (S)	%						105	104	70-130			
Toluene-d8 (S)	%						99	100	70-130			

Results presented on this page are in the units indicated by the "Units" column except where an alternate unit is presented to the right of the result.

This report shall not be reproduced, except in full,
without the written consent of Pace Analytical Services, LLC.

Pace Analytical Services, LLC
9800 Kincey Ave. Suite 100
Huntersville, NC 28078
(704)875-9092

QUALIFIERS

Project: 2020-L1-2448 INCIDENT
Pace Project No.: 92593509

DEFINITIONS

DF - Dilution Factor, if reported, represents the factor applied to the reported data due to dilution of the sample aliquot.

ND - Not Detected at or above adjusted reporting limit.

TNTC - Too Numerous To Count

J - Estimated concentration above the adjusted method detection limit and below the adjusted reporting limit.

MDL - Adjusted Method Detection Limit.

PQL - Practical Quantitation Limit.

RL - Reporting Limit - The lowest concentration value that meets project requirements for quantitative data with known precision and bias for a specific analyte in a specific matrix.

S - Surrogate

1,2-Diphenylhydrazine decomposes to and cannot be separated from Azobenzene using Method 8270. The result for each analyte is a combined concentration.

Consistent with EPA guidelines, unrounded data are displayed and have been used to calculate % recovery and RPD values.

LCS(D) - Laboratory Control Sample (Duplicate)

MS(D) - Matrix Spike (Duplicate)

DUP - Sample Duplicate

RPD - Relative Percent Difference

NC - Not Calculable.

SG - Silica Gel - Clean-Up

U - Indicates the compound was analyzed for, but not detected.

Acid preservation may not be appropriate for 2 Chloroethylvinyl ether.

A separate vial preserved to a pH of 4-5 is recommended in SW846 Chapter 4 for the analysis of Acrolein and Acrylonitrile by EPA Method 8260.

N-Nitrosodiphenylamine decomposes and cannot be separated from Diphenylamine using Method 8270. The result reported for each analyte is a combined concentration.

Reported results are not rounded until the final step prior to reporting. Therefore, calculated parameters that are typically reported as "Total" may vary slightly from the sum of the reported component parameters.

Pace Analytical is TNI accredited. Contact your Pace PM for the current list of accredited analytes.

TNI - The NELAC Institute.

ANALYTE QUALIFIERS

M1	Matrix spike recovery exceeded QC limits. Batch accepted based on laboratory control sample (LCS) recovery.
N2	The lab does not hold NELAC/TNI accreditation for this parameter but other accreditations/certifications may apply. A complete list of accreditations/certifications is available upon request.

This report shall not be reproduced, except in full,
without the written consent of Pace Analytical Services, LLC.

Pace Analytical Services, LLC
9800 Kincey Ave. Suite 100
Huntersville, NC 28078
(704)875-9092

QUALITY CONTROL DATA CROSS REFERENCE TABLE

Project: 2020-L1-2448 INCIDENT
Pace Project No.: 92593509

Lab ID	Sample ID	QC Batch Method	QC Batch	Analytical Method	Analytical Batch
92593509001	**14226_HC_RD**	MADEP VPH	685155		
92593509001	**14226_HC_RD**	EPA 3010A	685222	EPA 6010D	685334
92593509001	**14226_HC_RD**	SM 6200B	685259		

This report shall not be reproduced, except in full,
without the written consent of Pace Analytical Services, LLC.

Pace Analytical

CHAIN-OF-CUSTODY Analytical Request Document

Chain-of-Custody is a LEGAL DOCUMENT - Complete all relevent fields

LAB USE ONLY- Affix Workorder/Login Label Here or List Pace Workorder Number or MTJL Log-in Number Here

ALL SHADED AREAS are for LAB USE ONLY

WO# : 92593509

92593509

Company: Apex Companies

Billing Information:

Address:

Report To: Andrew Street

Email To: andrew.street@apexcos.com

Copy To:

Site Collection Info/Address:

Customer Project Name/Number: 2020-LI-2448

State: NC County/City: Huntersville Time Zone Collected: [ ] PT [ ] MT [ ] CT [✓] ET

Phone:
Email:

Site/Facility ID #:

Compliance Monitoring? [ ] Yes [ ] No

Collected By (print): Roger Cantley

Purchase Order #:
Quote #:

DW PWS ID #:
DW Location Code:

Collected By (signature): [signature]

Turnaround Date Required: ASAP

Immediately Packed on Ice: [✓] Yes [ ] No

Sample Disposal: [✓] Dispose as appropriate [ ] Return [ ] Archive: ____ [ ] Hold: ____

Rush: [ ] Same Day [ ] Next Day [ ] 2 Day [ ] 3 Day [ ] 4 Day [ ] 5 Day (Expedite Charges Apply)

Field Filtered (if applicable): [ ] Yes [ ] No
Analysis: ____

* Matrix Codes (Insert in Matrix box below): Drinking Water (DW), Ground Water (GW), Wastewater (WW), Product (P), Soil/Solid (SL), Oil (OL), Wipe (WP), Air (AR), Tissue (TS), Bioassay (B), Vapor (V), Other (OT)

Container Preservative Type **

** Preservative Types: (1) nitric acid, (2) sulfuric acid, (
(6) methanol, (7) sodium bisulfate, (8) sodium thiosulf
(C) ammonium hydroxide, (D) TSP, (U) Unpreserved, (

Analyses

Customer Sample ID	Matrix *	Comp / Grab	Collected (or Composite Start) Date	Collected (or Composite Start) Time	Composite End Date	Composite End Time	Res Cl	# of Ctns	VOCs 6200B	MADEP VPH	Lead
14226-HC-RD	DW	G	3-15-22	1255	—	—		8	X	X	X

Custody Seals Present/Intact Y N NA
Custody Signatures Present Y N NA
Collector Signature Present Y N NA
Bottles Intact Y N NA
Correct Bottles Y N NA
Sufficient Volume Y N NA
Samples Received on Ice Y N NA
VOA - Headspace Acceptable Y N NA
USDA Regulated Soils Y N NA
Samples in Holding Time Y N NA
Residual Chlorine Present Y N NA
Cl Strips: ____
Sample pH Acceptable Y N NA
pH Strips: 223619AV
Sulfide Present Y N NA
Lead Acetate Strips: ____

LAB USE ONLY:
Lab Sample # / Comments:
92593509
CN1

Customer Remarks / Special Conditions / Possible Hazards:

Type of Ice Used: Wet Blue Dry None

Packing Material Used: BB

Radchem sample(s) screened (<500 cpm): Y N NA

SHORT HOLDS PRESENT (<72 hours): Y N N/A

Lab Tracking #: 2696707

Samples received via: FEDEX UPS Client Courier Pace Courier

Lab Sample Temperature Info:
Temp Blank Received: Y N NA
Therm ID#: 021064
Cooler 1 Temp Upon Receipt: 1.3 oC
Cooler 1 Therm Corr. Factor: 0 oC
Cooler 1 Corrected Temp: 1.3 oC
Comments:

Relinquished by/Company: (Signature)	Date/Time:	Received by/Company: (Signature)	Date/Time:
[signature]	3-15-22 1513	JB Pace HC	3/15/22 1513
Relinquished by/Company: (Signature)	Date/Time:	Received by/Company: (Signature)	Date/Time:
Relinquished by/Company: (Signature)	Date/Time:	Received by/Company: (Signature)	Date/Time:

MTJL LAB USE ONLY
Table #:
Acctnum:
Template:
Prelogin:
PM:
PB:

Trip Blank Received: Y N NA
HCL MeOH TSP Other

Non Conformance(s): YES / NO

Page: 1 of: 1

Pace Analytical®	Document Name: Sample Condition Upon Receipt (SCUR)	Document Revised: November 15, 2021 Page 2 of 2
	Document No.: F-CAR-CS-033-Rev.08	Issuing Authority: Pace Carolinas Quality Office

***Check mark top half of box if pH and/or dechlorination is verified and within the acceptance range for preservation samples.**

Exceptions: VOA, Coliform, TOC, Oil and Grease, DRO/8015 (water) DOC, LLHg

****Bottom half of box is to list number of bottles**

Project WO#: 92593509

PM: AMB Due Date: 03/22/22

CLIENT: 92-APEX MOOR

Item#	BP4U-125 mL Plastic Unpreserved (N/A) (Cl-)	BP3U-250 mL Plastic Unpreserved (N/A)	BP2U-500 mL Plastic Unpreserved (N/A)	BP1U-1 liter Plastic Unpreserved (N/A)	BP4S-125 mL Plastic H2SO4 (pH < 2) (Cl-)	BP3N-250 mL plastic HNO3 (pH < 2)	BP4Z-125 mL Plastic ZN Acetate & NaOH (>9)	BP4B-125 mL Plastic NaOH (pH > 12) (Cl-)	WGFU-Wide-mouthed Glass Jar Unpreserved	AG1U-1 liter Amber Unpreserved (N/A) (Cl-)	AG1H-1 liter Amber HCl (pH < 2)	AG3U-250 mL Amber Unpreserved (N/A) (Cl-)	AG1S-1 liter Amber H2SO4 (pH < 2)	AG3S-250 mL Amber H2SO4 (pH < 2)	AG3A(DG3A)-250 mL Amber NH4Cl (N/A)(Cl-)	DG9H-40 mL VOA HCl (N/A)	VG9T-40 mL VOA Na2S2O3 (N/A)	VG9U-40 mL VOA Unpreserved (N/A)	DG9P-40 mL VOA H3PO4 (N/A)	VOAK (3 vials per kit)-5035 kit (N/A)	V/GK(3 vials per kit)-VPH/Gas kit (N/A)	SP5T-125 mL Sterile Plastic (N/A – lab)	SP2T-250 mL Sterile Plastic (N/A – lab)		BP3A-250 mL Plastic (NH2)2SO4 (9.3-9.7)	AG0U-100 mL Amber Unpreserved vials (N/A)	VSGU-20 mL Scintillation vials (N/A)	DG9U-40 mL Amber Unpreserved vials (N/A)
1						1										7												
2																												
3																												
4																												
5																												
6																												
7																												
8																												
9																												
10																												
11																												
12																												

pH Adjustment Log for Preserved Samples

Sample ID	Type of Preservative	pH upon receipt	Date preservation adjusted	Time preservation adjusted	Amount of Preservative added	Lot #

Note: Whenever there is a discrepancy affecting North Carolina compliance samples, a copy of this form will be sent to the North Carolina DEHNR Certification Office (i.e. Out of hold, incorrect preservative, out of temp, incorrect containers.

Pace Analytical Services, LLC
9800 Kincey Ave. Suite 100
Huntersville, NC 28078
(704)875-9092

March 23, 2022

Andrew Street
Apex Companies - NC
5900 Northwoods Business Pkwy
Suite 5900-0
Charlotte, NC 28269

RE: Project: 2020-L1-2448 INCIDENT
Pace Project No.: 92593513

Dear Andrew Street:

Enclosed are the analytical results for sample(s) received by the laboratory on March 15, 2022. The results relate only to the samples included in this report. Results reported herein conform to the applicable TNI/NELAC Standards and the laboratory's Quality Manual, where applicable, unless otherwise noted in the body of the report.

The test results provided in this final report were generated by each of the following laboratories within the Pace Network:

- Pace Analytical Services - Asheville
- Pace Analytical Services - Charlotte

If you have any questions concerning this report, please feel free to contact me.

Sincerely,

Angela M. Baioni

Angela Baioni
angela.baioni@pacelabs.com
(704)875-9092
Project Manager

Enclosures

cc: J Culbreath, Colonial Pipeline Company
Naomi Fretz, APEX Companies, LLC
Robert Hughes, Colonial Pipeline
Jamie Moran, APEX Companies, LLC
Jeff Morrison, Colonial Pipeline Company
Tom Naumann, APEX Companies - NC
Joe Nicolette, Montrose-EPS
Kaitlyn Nootens, Apex Companies
Christopher Schultz, Apex Companies
Matt Teixeira, Apex Companies, LLC
Michael Verdon, Colonial Pipeline Company
JM Wyatt, Colonial Pipeline Company

REPORT OF LABORATORY ANALYSIS

This report shall not be reproduced, except in full,
without the written consent of Pace Analytical Services, LLC.

Pace Analytical Services, LLC
9800 Kincey Ave. Suite 100
Huntersville, NC 28078
(704)875-9092

CERTIFICATIONS

Project: 2020-L1-2448 INCIDENT
Pace Project No.: 92593513

Pace Analytical Services Charlotte

South Carolina Laboratory ID: 99006
9800 Kincey Ave. Ste 100, Huntersville, NC 28078
North Carolina Drinking Water Certification #: 37706
North Carolina Field Services Certification #: 5342
North Carolina Wastewater Certification #: 12
South Carolina Laboratory ID: 99006
South Carolina Certification #: 99006001
South Carolina Drinking Water Cert. #: 99006003
Florida/NELAP Certification #: E87627
Kentucky UST Certification #: 84
Louisiana DoH Drinking Water #: LA029
Virginia/VELAP Certification #: 460221

Pace Analytical Services Asheville

2225 Riverside Drive, Asheville, NC 28804
Florida/NELAP Certification #: E87648
North Carolina Drinking Water Certification #: 37712
North Carolina Wastewater Certification #: 40
South Carolina Laboratory ID: 99030
South Carolina Certification #: 99030001
Virginia/VELAP Certification #: 460222

This report shall not be reproduced, except in full,
without the written consent of Pace Analytical Services, LLC.

Pace Analytical Services, LLC
9800 Kincey Ave. Suite 100
Huntersville, NC 28078
(704)875-9092

SAMPLE SUMMARY

Project: 2020-L1-2448 INCIDENT
Pace Project No.: 92593513

Lab ID	Sample ID	Matrix	Date Collected	Date Received
92593513001	**DUP-1**	Water	03/15/22 00:00	03/15/22 15:13
92593513002	**FB-1**	Water	03/15/22 00:00	03/15/22 15:13
92593513003	**TRIP BLANK**	Water	03/15/22 00:00	03/15/22 15:13

This report shall not be reproduced, except in full,
without the written consent of Pace Analytical Services, LLC.

Pace Analytical Services, LLC
9800 Kincey Ave. Suite 100
Huntersville, NC 28078
(704)875-9092

SAMPLE ANALYTE COUNT

Project: 2020-L1-2448 INCIDENT
Pace Project No.: 92593513

Lab ID	Sample ID	Method	Analysts	Analytes Reported	Laboratory
92593513001	**DUP-1**	MADEP VPH	MAD	6	PASI-C
		EPA 6010D	CBV	1	PASI-A
		SM 6200B	SAS	64	PASI-C
92593513002	**FB-1**	MADEP VPH	MAD	6	PASI-C
		EPA 6010D	CBV	1	PASI-A
		SM 6200B	SAS	64	PASI-C
92593513003	**TRIP BLANK**	SM 6200B	SAS	64	PASI-C

PASI-A = Pace Analytical Services - Asheville
PASI-C = Pace Analytical Services - Charlotte

This report shall not be reproduced, except in full,
without the written consent of Pace Analytical Services, LLC.

Pace Analytical Services, LLC
9800 Kincey Ave. Suite 100
Huntersville, NC 28078
(704)875-9092

ANALYTICAL RESULTS

Project: 2020-L1-2448 INCIDENT
Pace Project No.: 92593513

Sample: DUP-1 **Lab ID: 92593513001** Collected: 03/15/22 00:00 Received: 03/15/22 15:13 Matrix: Water

Parameters	Results	Units	Report Limit	MDL	DF	Prepared	Analyzed	CAS No.	Qual
VPH NC Water	Analytical Method: MADEP VPH								
	Pace Analytical Services - Charlotte								
Total VPH (C5-C12)	ND	ug/L	50.0	50.0	1		03/17/22 13:34		N2
Aliphatic (C05-C08)	ND	ug/L	50.0	50.0	1		03/17/22 13:34		N2
Aliphatic(C09-C12) Adjusted	ND	ug/L	50.0	50.0	1		03/17/22 13:34		N2
Aromatic (C09-C10)	ND	ug/L	50.0	50.0	1		03/17/22 13:34		N2
Surrogates									
4-Bromofluorobenzene (FID) (S)	95	%	70-130		1		03/17/22 13:34	460-00-4	
4-Bromofluorobenzene (PID) (S)	92	%	70-130		1		03/17/22 13:34	460-00-4	
6010 MET ICP	Analytical Method: EPA 6010D Preparation Method: EPA 3010A								
	Pace Analytical Services - Asheville								
Lead	ND	ug/L	5.0	4.5	1	03/17/22 03:10	03/18/22 02:05	7439-92-1	
6200B MSV	Analytical Method: SM 6200B								
	Pace Analytical Services - Charlotte								
Benzene	ND	ug/L	0.50	0.34	1		03/17/22 16:46	71-43-2	
Bromobenzene	ND	ug/L	0.50	0.29	1		03/17/22 16:46	108-86-1	
Bromochloromethane	ND	ug/L	0.50	0.47	1		03/17/22 16:46	74-97-5	
Bromodichloromethane	ND	ug/L	0.50	0.31	1		03/17/22 16:46	75-27-4	
Bromoform	ND	ug/L	0.50	0.34	1		03/17/22 16:46	75-25-2	
Bromomethane	ND	ug/L	5.0	1.7	1		03/17/22 16:46	74-83-9	
n-Butylbenzene	ND	ug/L	0.50	0.49	1		03/17/22 16:46	104-51-8	
sec-Butylbenzene	ND	ug/L	0.50	0.40	1		03/17/22 16:46	135-98-8	
tert-Butylbenzene	ND	ug/L	0.50	0.32	1		03/17/22 16:46	98-06-6	
Carbon tetrachloride	ND	ug/L	0.50	0.33	1		03/17/22 16:46	56-23-5	
Chlorobenzene	ND	ug/L	0.50	0.28	1		03/17/22 16:46	108-90-7	
Chloroethane	ND	ug/L	1.0	0.65	1		03/17/22 16:46	75-00-3	
Chloroform	ND	ug/L	0.50	0.35	1		03/17/22 16:46	67-66-3	
Chloromethane	ND	ug/L	1.0	0.54	1		03/17/22 16:46	74-87-3	
2-Chlorotoluene	ND	ug/L	0.50	0.32	1		03/17/22 16:46	95-49-8	
4-Chlorotoluene	ND	ug/L	0.50	0.32	1		03/17/22 16:46	106-43-4	
1,2-Dibromo-3-chloropropane	ND	ug/L	1.0	0.34	1		03/17/22 16:46	96-12-8	
Dibromochloromethane	ND	ug/L	0.50	0.36	1		03/17/22 16:46	124-48-1	
1,2-Dibromoethane (EDB)	ND	ug/L	0.50	0.27	1		03/17/22 16:46	106-93-4	
Dibromomethane	ND	ug/L	0.50	0.39	1		03/17/22 16:46	74-95-3	
1,2-Dichlorobenzene	ND	ug/L	0.50	0.34	1		03/17/22 16:46	95-50-1	
1,3-Dichlorobenzene	ND	ug/L	0.50	0.34	1		03/17/22 16:46	541-73-1	
1,4-Dichlorobenzene	ND	ug/L	0.50	0.33	1		03/17/22 16:46	106-46-7	
Dichlorodifluoromethane	ND	ug/L	0.50	0.35	1		03/17/22 16:46	75-71-8	
1,1-Dichloroethane	ND	ug/L	0.50	0.37	1		03/17/22 16:46	75-34-3	
1,2-Dichloroethane	ND	ug/L	0.50	0.32	1		03/17/22 16:46	107-06-2	
1,1-Dichloroethene	ND	ug/L	0.50	0.35	1		03/17/22 16:46	75-35-4	
cis-1,2-Dichloroethene	ND	ug/L	0.50	0.38	1		03/17/22 16:46	156-59-2	
trans-1,2-Dichloroethene	ND	ug/L	0.50	0.40	1		03/17/22 16:46	156-60-5	
1,2-Dichloropropane	ND	ug/L	0.50	0.36	1		03/17/22 16:46	78-87-5	
1,3-Dichloropropane	ND	ug/L	0.50	0.28	1		03/17/22 16:46	142-28-9	

This report shall not be reproduced, except in full,
without the written consent of Pace Analytical Services, LLC.

Pace Analytical Services, LLC
9800 Kincey Ave. Suite 100
Huntersville, NC 28078
(704)875-9092

ANALYTICAL RESULTS

Project: 2020-L1-2448 INCIDENT
Pace Project No.: 92593513

Sample: DUP-1 **Lab ID: 92593513001** Collected: 03/15/22 00:00 Received: 03/15/22 15:13 Matrix: Water

Parameters	Results	Units	Report Limit	MDL	DF	Prepared	Analyzed	CAS No.	Qual
6200B MSV	Analytical Method: SM 6200B								
	Pace Analytical Services - Charlotte								
2,2-Dichloropropane	ND	ug/L	0.50	0.39	1		03/17/22 16:46	594-20-7	
1,1-Dichloropropene	ND	ug/L	0.50	0.43	1		03/17/22 16:46	563-58-6	
cis-1,3-Dichloropropene	ND	ug/L	0.50	0.36	1		03/17/22 16:46	10061-01-5	
trans-1,3-Dichloropropene	ND	ug/L	0.50	0.36	1		03/17/22 16:46	10061-02-6	
Diisopropyl ether	ND	ug/L	0.50	0.31	1		03/17/22 16:46	108-20-3	
Ethanol	ND	ug/L	200	72.2	1		03/17/22 16:46	64-17-5	
Ethylbenzene	ND	ug/L	0.50	0.30	1		03/17/22 16:46	100-41-4	
Hexachloro-1,3-butadiene	ND	ug/L	2.0	1.5	1		03/17/22 16:46	87-68-3	
Isopropylbenzene (Cumene)	ND	ug/L	0.50	0.33	1		03/17/22 16:46	98-82-8	
Methylene Chloride	ND	ug/L	2.0	2.0	1		03/17/22 16:46	75-09-2	
Methyl-tert-butyl ether	ND	ug/L	0.50	0.42	1		03/17/22 16:46	1634-04-4	
Naphthalene	ND	ug/L	2.0	0.64	1		03/17/22 16:46	91-20-3	
n-Propylbenzene	ND	ug/L	0.50	0.34	1		03/17/22 16:46	103-65-1	
Styrene	ND	ug/L	0.50	0.29	1		03/17/22 16:46	100-42-5	
1,1,1,2-Tetrachloroethane	ND	ug/L	0.50	0.31	1		03/17/22 16:46	630-20-6	
1,1,2,2-Tetrachloroethane	ND	ug/L	0.50	0.22	1		03/17/22 16:46	79-34-5	
Tetrachloroethene	ND	ug/L	0.50	0.29	1		03/17/22 16:46	127-18-4	
Toluene	ND	ug/L	0.50	0.48	1		03/17/22 16:46	108-88-3	
1,2,3-Trichlorobenzene	ND	ug/L	2.0	0.81	1		03/17/22 16:46	87-61-6	
1,2,4-Trichlorobenzene	ND	ug/L	2.0	0.64	1		03/17/22 16:46	120-82-1	
1,1,1-Trichloroethane	ND	ug/L	0.50	0.33	1		03/17/22 16:46	71-55-6	
1,1,2-Trichloroethane	ND	ug/L	0.50	0.32	1		03/17/22 16:46	79-00-5	
Trichloroethene	ND	ug/L	0.50	0.38	1		03/17/22 16:46	79-01-6	
Trichlorofluoromethane	ND	ug/L	1.0	0.30	1		03/17/22 16:46	75-69-4	
1,2,3-Trichloropropane	ND	ug/L	0.50	0.26	1		03/17/22 16:46	96-18-4	
1,2,4-Trimethylbenzene	ND	ug/L	0.50	0.50	1		03/17/22 16:46	95-63-6	
1,3,5-Trimethylbenzene	ND	ug/L	0.50	0.33	1		03/17/22 16:46	108-67-8	
Vinyl chloride	ND	ug/L	1.0	0.39	1		03/17/22 16:46	75-01-4	
m&p-Xylene	ND	ug/L	1.0	0.71	1		03/17/22 16:46	179601-23-1	
o-Xylene	ND	ug/L	0.50	0.34	1		03/17/22 16:46	95-47-6	
Surrogates									
1,2-Dichloroethane-d4 (S)	101	%	70-130		1		03/17/22 16:46	17060-07-0	
4-Bromofluorobenzene (S)	105	%	70-130		1		03/17/22 16:46	460-00-4	
Toluene-d8 (S)	102	%	70-130		1		03/17/22 16:46	2037-26-5	

This report shall not be reproduced, except in full,
without the written consent of Pace Analytical Services, LLC.

Pace Analytical Services, LLC
9800 Kincey Ave. Suite 100
Huntersville, NC 28078
(704)875-9092

ANALYTICAL RESULTS

Project: 2020-L1-2448 INCIDENT
Pace Project No.: 92593513

Sample: FB-1 **Lab ID: 92593513002** Collected: 03/15/22 00:00 Received: 03/15/22 15:13 Matrix: Water

Parameters	Results	Units	Report Limit	MDL	DF	Prepared	Analyzed	CAS No.	Qual
VPH NC Water	Analytical Method: MADEP VPH								
	Pace Analytical Services - Charlotte								
Total VPH (C5-C12)	ND	ug/L	50.0	50.0	1		03/17/22 14:03		N2
Aliphatic (C05-C08)	ND	ug/L	50.0	50.0	1		03/17/22 14:03		N2
Aliphatic(C09-C12) Adjusted	ND	ug/L	50.0	50.0	1		03/17/22 14:03		N2
Aromatic (C09-C10)	ND	ug/L	50.0	50.0	1		03/17/22 14:03		N2
Surrogates									
4-Bromofluorobenzene (FID) (S)	94	%	70-130		1		03/17/22 14:03	460-00-4	
4-Bromofluorobenzene (PID) (S)	90	%	70-130		1		03/17/22 14:03	460-00-4	
6010 MET ICP	Analytical Method: EPA 6010D Preparation Method: EPA 3010A								
	Pace Analytical Services - Asheville								
Lead	ND	ug/L	5.0	4.5	1	03/17/22 03:10	03/18/22 02:08	7439-92-1	
6200B MSV	Analytical Method: SM 6200B								
	Pace Analytical Services - Charlotte								
Benzene	ND	ug/L	0.50	0.34	1		03/17/22 14:59	71-43-2	
Bromobenzene	ND	ug/L	0.50	0.29	1		03/17/22 14:59	108-86-1	
Bromochloromethane	ND	ug/L	0.50	0.47	1		03/17/22 14:59	74-97-5	
Bromodichloromethane	ND	ug/L	0.50	0.31	1		03/17/22 14:59	75-27-4	
Bromoform	ND	ug/L	0.50	0.34	1		03/17/22 14:59	75-25-2	
Bromomethane	ND	ug/L	5.0	1.7	1		03/17/22 14:59	74-83-9	
n-Butylbenzene	ND	ug/L	0.50	0.49	1		03/17/22 14:59	104-51-8	
sec-Butylbenzene	ND	ug/L	0.50	0.40	1		03/17/22 14:59	135-98-8	
tert-Butylbenzene	ND	ug/L	0.50	0.32	1		03/17/22 14:59	98-06-6	
Carbon tetrachloride	ND	ug/L	0.50	0.33	1		03/17/22 14:59	56-23-5	
Chlorobenzene	ND	ug/L	0.50	0.28	1		03/17/22 14:59	108-90-7	
Chloroethane	ND	ug/L	1.0	0.65	1		03/17/22 14:59	75-00-3	
Chloroform	ND	ug/L	0.50	0.35	1		03/17/22 14:59	67-66-3	
Chloromethane	ND	ug/L	1.0	0.54	1		03/17/22 14:59	74-87-3	
2-Chlorotoluene	ND	ug/L	0.50	0.32	1		03/17/22 14:59	95-49-8	
4-Chlorotoluene	ND	ug/L	0.50	0.32	1		03/17/22 14:59	106-43-4	
1,2-Dibromo-3-chloropropane	ND	ug/L	1.0	0.34	1		03/17/22 14:59	96-12-8	
Dibromochloromethane	ND	ug/L	0.50	0.36	1		03/17/22 14:59	124-48-1	
1,2-Dibromoethane (EDB)	ND	ug/L	0.50	0.27	1		03/17/22 14:59	106-93-4	
Dibromomethane	ND	ug/L	0.50	0.39	1		03/17/22 14:59	74-95-3	
1,2-Dichlorobenzene	ND	ug/L	0.50	0.34	1		03/17/22 14:59	95-50-1	
1,3-Dichlorobenzene	ND	ug/L	0.50	0.34	1		03/17/22 14:59	541-73-1	
1,4-Dichlorobenzene	ND	ug/L	0.50	0.33	1		03/17/22 14:59	106-46-7	
Dichlorodifluoromethane	ND	ug/L	0.50	0.35	1		03/17/22 14:59	75-71-8	
1,1-Dichloroethane	ND	ug/L	0.50	0.37	1		03/17/22 14:59	75-34-3	
1,2-Dichloroethane	ND	ug/L	0.50	0.32	1		03/17/22 14:59	107-06-2	
1,1-Dichloroethene	ND	ug/L	0.50	0.35	1		03/17/22 14:59	75-35-4	
cis-1,2-Dichloroethene	ND	ug/L	0.50	0.38	1		03/17/22 14:59	156-59-2	
trans-1,2-Dichloroethene	ND	ug/L	0.50	0.40	1		03/17/22 14:59	156-60-5	
1,2-Dichloropropane	ND	ug/L	0.50	0.36	1		03/17/22 14:59	78-87-5	
1,3-Dichloropropane	ND	ug/L	0.50	0.28	1		03/17/22 14:59	142-28-9	

This report shall not be reproduced, except in full,
without the written consent of Pace Analytical Services, LLC.

Pace Analytical Services, LLC
9800 Kincey Ave. Suite 100
Huntersville, NC 28078
(704)875-9092

ANALYTICAL RESULTS

Project: 2020-L1-2448 INCIDENT
Pace Project No.: 92593513

Sample: FB-1 **Lab ID: 92593513002** Collected: 03/15/22 00:00 Received: 03/15/22 15:13 Matrix: Water

Parameters	Results	Units	Report Limit	MDL	DF	Prepared	Analyzed	CAS No.	Qual
6200B MSV	Analytical Method: SM 6200B								
	Pace Analytical Services - Charlotte								
2,2-Dichloropropane	ND	ug/L	0.50	0.39	1		03/17/22 14:59	594-20-7	
1,1-Dichloropropene	ND	ug/L	0.50	0.43	1		03/17/22 14:59	563-58-6	
cis-1,3-Dichloropropene	ND	ug/L	0.50	0.36	1		03/17/22 14:59	10061-01-5	
trans-1,3-Dichloropropene	ND	ug/L	0.50	0.36	1		03/17/22 14:59	10061-02-6	
Diisopropyl ether	ND	ug/L	0.50	0.31	1		03/17/22 14:59	108-20-3	
Ethanol	ND	ug/L	200	72.2	1		03/17/22 14:59	64-17-5	
Ethylbenzene	ND	ug/L	0.50	0.30	1		03/17/22 14:59	100-41-4	
Hexachloro-1,3-butadiene	ND	ug/L	2.0	1.5	1		03/17/22 14:59	87-68-3	
Isopropylbenzene (Cumene)	ND	ug/L	0.50	0.33	1		03/17/22 14:59	98-82-8	
Methylene Chloride	ND	ug/L	2.0	2.0	1		03/17/22 14:59	75-09-2	
Methyl-tert-butyl ether	ND	ug/L	0.50	0.42	1		03/17/22 14:59	1634-04-4	
Naphthalene	ND	ug/L	2.0	0.64	1		03/17/22 14:59	91-20-3	
n-Propylbenzene	ND	ug/L	0.50	0.34	1		03/17/22 14:59	103-65-1	
Styrene	ND	ug/L	0.50	0.29	1		03/17/22 14:59	100-42-5	
1,1,1,2-Tetrachloroethane	ND	ug/L	0.50	0.31	1		03/17/22 14:59	630-20-6	
1,1,2,2-Tetrachloroethane	ND	ug/L	0.50	0.22	1		03/17/22 14:59	79-34-5	
Tetrachloroethene	ND	ug/L	0.50	0.29	1		03/17/22 14:59	127-18-4	
Toluene	ND	ug/L	0.50	0.48	1		03/17/22 14:59	108-88-3	
1,2,3-Trichlorobenzene	ND	ug/L	2.0	0.81	1		03/17/22 14:59	87-61-6	
1,2,4-Trichlorobenzene	ND	ug/L	2.0	0.64	1		03/17/22 14:59	120-82-1	
1,1,1-Trichloroethane	ND	ug/L	0.50	0.33	1		03/17/22 14:59	71-55-6	
1,1,2-Trichloroethane	ND	ug/L	0.50	0.32	1		03/17/22 14:59	79-00-5	
Trichloroethene	ND	ug/L	0.50	0.38	1		03/17/22 14:59	79-01-6	
Trichlorofluoromethane	ND	ug/L	1.0	0.30	1		03/17/22 14:59	75-69-4	
1,2,3-Trichloropropane	ND	ug/L	0.50	0.26	1		03/17/22 14:59	96-18-4	
1,2,4-Trimethylbenzene	ND	ug/L	0.50	0.50	1		03/17/22 14:59	95-63-6	
1,3,5-Trimethylbenzene	ND	ug/L	0.50	0.33	1		03/17/22 14:59	108-67-8	
Vinyl chloride	ND	ug/L	1.0	0.39	1		03/17/22 14:59	75-01-4	
m&p-Xylene	ND	ug/L	1.0	0.71	1		03/17/22 14:59	179601-23-1	
o-Xylene	ND	ug/L	0.50	0.34	1		03/17/22 14:59	95-47-6	
Surrogates									
1,2-Dichloroethane-d4 (S)	103	%	70-130		1		03/17/22 14:59	17060-07-0	
4-Bromofluorobenzene (S)	104	%	70-130		1		03/17/22 14:59	460-00-4	
Toluene-d8 (S)	102	%	70-130		1		03/17/22 14:59	2037-26-5	

This report shall not be reproduced, except in full,
without the written consent of Pace Analytical Services, LLC.

Pace Analytical Services, LLC
9800 Kincey Ave. Suite 100
Huntersville, NC 28078
(704)875-9092

ANALYTICAL RESULTS

Project: 2020-L1-2448 INCIDENT
Pace Project No.: 92593513

Sample: TRIP BLANK **Lab ID: 92593513003** Collected: 03/15/22 00:00 Received: 03/15/22 15:13 Matrix: Water

Parameters	Results	Units	Report Limit	MDL	DF	Prepared	Analyzed	CAS No.	Qual
6200B MSV	Analytical Method: SM 6200B Pace Analytical Services - Charlotte								
Benzene	ND	ug/L	0.50	0.34	1		03/17/22 15:17	71-43-2	
Bromobenzene	ND	ug/L	0.50	0.29	1		03/17/22 15:17	108-86-1	
Bromochloromethane	ND	ug/L	0.50	0.47	1		03/17/22 15:17	74-97-5	
Bromodichloromethane	ND	ug/L	0.50	0.31	1		03/17/22 15:17	75-27-4	
Bromoform	ND	ug/L	0.50	0.34	1		03/17/22 15:17	75-25-2	
Bromomethane	ND	ug/L	5.0	1.7	1		03/17/22 15:17	74-83-9	
n-Butylbenzene	ND	ug/L	0.50	0.49	1		03/17/22 15:17	104-51-8	
sec-Butylbenzene	ND	ug/L	0.50	0.40	1		03/17/22 15:17	135-98-8	
tert-Butylbenzene	ND	ug/L	0.50	0.32	1		03/17/22 15:17	98-06-6	
Carbon tetrachloride	ND	ug/L	0.50	0.33	1		03/17/22 15:17	56-23-5	
Chlorobenzene	ND	ug/L	0.50	0.28	1		03/17/22 15:17	108-90-7	
Chloroethane	ND	ug/L	1.0	0.65	1		03/17/22 15:17	75-00-3	
Chloroform	ND	ug/L	0.50	0.35	1		03/17/22 15:17	67-66-3	
Chloromethane	ND	ug/L	1.0	0.54	1		03/17/22 15:17	74-87-3	
2-Chlorotoluene	ND	ug/L	0.50	0.32	1		03/17/22 15:17	95-49-8	
4-Chlorotoluene	ND	ug/L	0.50	0.32	1		03/17/22 15:17	106-43-4	
1,2-Dibromo-3-chloropropane	ND	ug/L	1.0	0.34	1		03/17/22 15:17	96-12-8	
Dibromochloromethane	ND	ug/L	0.50	0.36	1		03/17/22 15:17	124-48-1	
1,2-Dibromoethane (EDB)	ND	ug/L	0.50	0.27	1		03/17/22 15:17	106-93-4	
Dibromomethane	ND	ug/L	0.50	0.39	1		03/17/22 15:17	74-95-3	
1,2-Dichlorobenzene	ND	ug/L	0.50	0.34	1		03/17/22 15:17	95-50-1	
1,3-Dichlorobenzene	ND	ug/L	0.50	0.34	1		03/17/22 15:17	541-73-1	
1,4-Dichlorobenzene	ND	ug/L	0.50	0.33	1		03/17/22 15:17	106-46-7	
Dichlorodifluoromethane	ND	ug/L	0.50	0.35	1		03/17/22 15:17	75-71-8	
1,1-Dichloroethane	ND	ug/L	0.50	0.37	1		03/17/22 15:17	75-34-3	
1,2-Dichloroethane	ND	ug/L	0.50	0.32	1		03/17/22 15:17	107-06-2	
1,1-Dichloroethene	ND	ug/L	0.50	0.35	1		03/17/22 15:17	75-35-4	
cis-1,2-Dichloroethene	ND	ug/L	0.50	0.38	1		03/17/22 15:17	156-59-2	
trans-1,2-Dichloroethene	ND	ug/L	0.50	0.40	1		03/17/22 15:17	156-60-5	
1,2-Dichloropropane	ND	ug/L	0.50	0.36	1		03/17/22 15:17	78-87-5	
1,3-Dichloropropane	ND	ug/L	0.50	0.28	1		03/17/22 15:17	142-28-9	
2,2-Dichloropropane	ND	ug/L	0.50	0.39	1		03/17/22 15:17	594-20-7	
1,1-Dichloropropene	ND	ug/L	0.50	0.43	1		03/17/22 15:17	563-58-6	
cis-1,3-Dichloropropene	ND	ug/L	0.50	0.36	1		03/17/22 15:17	10061-01-5	
trans-1,3-Dichloropropene	ND	ug/L	0.50	0.36	1		03/17/22 15:17	10061-02-6	
Diisopropyl ether	ND	ug/L	0.50	0.31	1		03/17/22 15:17	108-20-3	
Ethanol	ND	ug/L	200	72.2	1		03/17/22 15:17	64-17-5	
Ethylbenzene	ND	ug/L	0.50	0.30	1		03/17/22 15:17	100-41-4	
Hexachloro-1,3-butadiene	ND	ug/L	2.0	1.5	1		03/17/22 15:17	87-68-3	
Isopropylbenzene (Cumene)	ND	ug/L	0.50	0.33	1		03/17/22 15:17	98-82-8	
Methylene Chloride	ND	ug/L	2.0	2.0	1		03/17/22 15:17	75-09-2	
Methyl-tert-butyl ether	ND	ug/L	0.50	0.42	1		03/17/22 15:17	1634-04-4	
Naphthalene	ND	ug/L	2.0	0.64	1		03/17/22 15:17	91-20-3	
n-Propylbenzene	ND	ug/L	0.50	0.34	1		03/17/22 15:17	103-65-1	
Styrene	ND	ug/L	0.50	0.29	1		03/17/22 15:17	100-42-5	

This report shall not be reproduced, except in full,
without the written consent of Pace Analytical Services, LLC.

Pace Analytical Services, LLC
9800 Kincey Ave. Suite 100
Huntersville, NC 28078
(704)875-9092

ANALYTICAL RESULTS

Project: 2020-L1-2448 INCIDENT
Pace Project No.: 92593513

Sample: TRIP BLANK **Lab ID: 92593513003** Collected: 03/15/22 00:00 Received: 03/15/22 15:13 Matrix: Water

Parameters	Results	Units	Report Limit	MDL	DF	Prepared	Analyzed	CAS No.	Qual
6200B MSV	Analytical Method: SM 6200B								
	Pace Analytical Services - Charlotte								
1,1,1,2-Tetrachloroethane	ND	ug/L	0.50	0.31	1		03/17/22 15:17	630-20-6	
1,1,2,2-Tetrachloroethane	ND	ug/L	0.50	0.22	1		03/17/22 15:17	79-34-5	
Tetrachloroethene	ND	ug/L	0.50	0.29	1		03/17/22 15:17	127-18-4	
Toluene	ND	ug/L	0.50	0.48	1		03/17/22 15:17	108-88-3	
1,2,3-Trichlorobenzene	ND	ug/L	2.0	0.81	1		03/17/22 15:17	87-61-6	
1,2,4-Trichlorobenzene	ND	ug/L	2.0	0.64	1		03/17/22 15:17	120-82-1	
1,1,1-Trichloroethane	ND	ug/L	0.50	0.33	1		03/17/22 15:17	71-55-6	
1,1,2-Trichloroethane	ND	ug/L	0.50	0.32	1		03/17/22 15:17	79-00-5	
Trichloroethene	ND	ug/L	0.50	0.38	1		03/17/22 15:17	79-01-6	
Trichlorofluoromethane	ND	ug/L	1.0	0.30	1		03/17/22 15:17	75-69-4	
1,2,3-Trichloropropane	ND	ug/L	0.50	0.26	1		03/17/22 15:17	96-18-4	
1,2,4-Trimethylbenzene	ND	ug/L	0.50	0.50	1		03/17/22 15:17	95-63-6	
1,3,5-Trimethylbenzene	ND	ug/L	0.50	0.33	1		03/17/22 15:17	108-67-8	
Vinyl chloride	ND	ug/L	1.0	0.39	1		03/17/22 15:17	75-01-4	
m&p-Xylene	ND	ug/L	1.0	0.71	1		03/17/22 15:17	179601-23-1	
o-Xylene	ND	ug/L	0.50	0.34	1		03/17/22 15:17	95-47-6	
Surrogates									
1,2-Dichloroethane-d4 (S)	100	%	70-130		1		03/17/22 15:17	17060-07-0	
4-Bromofluorobenzene (S)	102	%	70-130		1		03/17/22 15:17	460-00-4	
Toluene-d8 (S)	102	%	70-130		1		03/17/22 15:17	2037-26-5	

This report shall not be reproduced, except in full,
without the written consent of Pace Analytical Services, LLC.

Pace Analytical Services, LLC
9800 Kincey Ave. Suite 100
Huntersville, NC 28078
(704)875-9092

QUALITY CONTROL DATA

Project: 2020-L1-2448 INCIDENT
Pace Project No.: 92593513

QC Batch: 685459
QC Batch Method: MADEP VPH
Analysis Method: MADEP VPH
Analysis Description: VPH NC Water
Laboratory: Pace Analytical Services - Charlotte
Associated Lab Samples: 92593513001, 92593513002

METHOD BLANK: 3584283
Matrix: Water
Associated Lab Samples: 92593513001, 92593513002

Parameter	Units	Blank Result	Reporting Limit	MDL	Analyzed	Qualifiers
Aliphatic (C05-C08)	ug/L	ND	50.0	50.0	03/17/22 12:34	N2
Aromatic (C09-C10)	ug/L	ND	50.0	50.0	03/17/22 12:34	N2
4-Bromofluorobenzene (FID) (S)	%	96	70-130		03/17/22 12:34	
4-Bromofluorobenzene (PID) (S)	%	92	70-130		03/17/22 12:34	

LABORATORY CONTROL SAMPLE & LCSD: 3584284 3584285

Parameter	Units	Spike Conc.	LCS Result	LCSD Result	LCS % Rec	LCSD % Rec	% Rec Limits	RPD	Max RPD	Qualifiers
Aliphatic (C05-C08)	ug/L	300	281	299	94	100	70-130	6	25	N2
Aromatic (C09-C10)	ug/L	100	108	108	108	108	70-130	0	25	N2
4-Bromofluorobenzene (FID) (S)	%				97	96	70-130			
4-Bromofluorobenzene (PID) (S)	%				93	93	70-130			

Results presented on this page are in the units indicated by the "Units" column except where an alternate unit is presented to the right of the result.

This report shall not be reproduced, except in full,
without the written consent of Pace Analytical Services, LLC.

Pace Analytical Services, LLC
9800 Kincey Ave. Suite 100
Huntersville, NC 28078
(704)875-9092

QUALITY CONTROL DATA

Project: 2020-L1-2448 INCIDENT
Pace Project No.: 92593513

QC Batch: 685222
QC Batch Method: EPA 3010A
Analysis Method: EPA 6010D
Analysis Description: 6010 MET
Laboratory: Pace Analytical Services - Asheville
Associated Lab Samples: 92593513001, 92593513002

METHOD BLANK: 3583116 Matrix: Water
Associated Lab Samples: 92593513001, 92593513002

Parameter	Units	Blank Result	Reporting Limit	MDL	Analyzed	Qualifiers
Lead	ug/L	ND	5.0	4.5	03/18/22 01:22	

LABORATORY CONTROL SAMPLE: 3583117

Parameter	Units	Spike Conc.	LCS Result	LCS % Rec	% Rec Limits	Qualifiers
Lead	ug/L	500	478	96	80-120	

MATRIX SPIKE & MATRIX SPIKE DUPLICATE: 3583118 3583119

Parameter	Units	92591283029 Result	MS Spike Conc.	MSD Spike Conc.	MS Result	MSD Result	MS % Rec	MSD % Rec	% Rec Limits	RPD	Max RPD	Qual
Lead	ug/L	ND	500	500	460	461	91	91	75-125	0	20	

Results presented on this page are in the units indicated by the "Units" column except where an alternate unit is presented to the right of the result.

This report shall not be reproduced, except in full,
without the written consent of Pace Analytical Services, LLC.

Pace Analytical Services, LLC
9800 Kincey Ave. Suite 100
Huntersville, NC 28078
(704)875-9092

QUALITY CONTROL DATA

Project: 2020-L1-2448 INCIDENT
Pace Project No.: 92593513

QC Batch: 685259
QC Batch Method: SM 6200B
Analysis Method: SM 6200B
Analysis Description: 6200B MSV
Laboratory: Pace Analytical Services - Charlotte
Associated Lab Samples: 92593513001, 92593513002, 92593513003

METHOD BLANK: 3583318
Matrix: Water
Associated Lab Samples: 92593513001, 92593513002, 92593513003

Parameter	Units	Blank Result	Reporting Limit	MDL	Analyzed	Qualifiers
1,1,1,2-Tetrachloroethane	ug/L	ND	0.50	0.31	03/17/22 12:55	
1,1,1-Trichloroethane	ug/L	ND	0.50	0.33	03/17/22 12:55	
1,1,2,2-Tetrachloroethane	ug/L	ND	0.50	0.22	03/17/22 12:55	
1,1,2-Trichloroethane	ug/L	ND	0.50	0.32	03/17/22 12:55	
1,1-Dichloroethane	ug/L	ND	0.50	0.37	03/17/22 12:55	
1,1-Dichloroethene	ug/L	ND	0.50	0.35	03/17/22 12:55	
1,1-Dichloropropene	ug/L	ND	0.50	0.43	03/17/22 12:55	
1,2,3-Trichlorobenzene	ug/L	ND	2.0	0.81	03/17/22 12:55	
1,2,3-Trichloropropane	ug/L	ND	0.50	0.26	03/17/22 12:55	
1,2,4-Trichlorobenzene	ug/L	ND	2.0	0.64	03/17/22 12:55	
1,2,4-Trimethylbenzene	ug/L	ND	0.50	0.50	03/17/22 12:55	
1,2-Dibromo-3-chloropropane	ug/L	ND	1.0	0.34	03/17/22 12:55	
1,2-Dibromoethane (EDB)	ug/L	ND	0.50	0.27	03/17/22 12:55	
1,2-Dichlorobenzene	ug/L	ND	0.50	0.34	03/17/22 12:55	
1,2-Dichloroethane	ug/L	ND	0.50	0.32	03/17/22 12:55	
1,2-Dichloropropane	ug/L	ND	0.50	0.36	03/17/22 12:55	
1,3,5-Trimethylbenzene	ug/L	ND	0.50	0.33	03/17/22 12:55	
1,3-Dichlorobenzene	ug/L	ND	0.50	0.34	03/17/22 12:55	
1,3-Dichloropropane	ug/L	ND	0.50	0.28	03/17/22 12:55	
1,4-Dichlorobenzene	ug/L	ND	0.50	0.33	03/17/22 12:55	
2,2-Dichloropropane	ug/L	ND	0.50	0.39	03/17/22 12:55	
2-Chlorotoluene	ug/L	ND	0.50	0.32	03/17/22 12:55	
4-Chlorotoluene	ug/L	ND	0.50	0.32	03/17/22 12:55	
Benzene	ug/L	ND	0.50	0.34	03/17/22 12:55	
Bromobenzene	ug/L	ND	0.50	0.29	03/17/22 12:55	
Bromochloromethane	ug/L	ND	0.50	0.47	03/17/22 12:55	
Bromodichloromethane	ug/L	ND	0.50	0.31	03/17/22 12:55	
Bromoform	ug/L	ND	0.50	0.34	03/17/22 12:55	
Bromomethane	ug/L	ND	5.0	1.7	03/17/22 12:55	
Carbon tetrachloride	ug/L	ND	0.50	0.33	03/17/22 12:55	
Chlorobenzene	ug/L	ND	0.50	0.28	03/17/22 12:55	
Chloroethane	ug/L	ND	1.0	0.65	03/17/22 12:55	
Chloroform	ug/L	ND	0.50	0.35	03/17/22 12:55	
Chloromethane	ug/L	ND	1.0	0.54	03/17/22 12:55	
cis-1,2-Dichloroethene	ug/L	ND	0.50	0.38	03/17/22 12:55	
cis-1,3-Dichloropropene	ug/L	ND	0.50	0.36	03/17/22 12:55	
Dibromochloromethane	ug/L	ND	0.50	0.36	03/17/22 12:55	
Dibromomethane	ug/L	ND	0.50	0.39	03/17/22 12:55	
Dichlorodifluoromethane	ug/L	ND	0.50	0.35	03/17/22 12:55	
Diisopropyl ether	ug/L	ND	0.50	0.31	03/17/22 12:55	

Results presented on this page are in the units indicated by the "Units" column except where an alternate unit is presented to the right of the result.

This report shall not be reproduced, except in full,
without the written consent of Pace Analytical Services, LLC.

Pace Analytical Services, LLC
9800 Kincey Ave. Suite 100
Huntersville, NC 28078
(704)875-9092

QUALITY CONTROL DATA

Project: 2020-L1-2448 INCIDENT
Pace Project No.: 92593513

METHOD BLANK: 3583318 Matrix: Water
Associated Lab Samples: 92593513001, 92593513002, 92593513003

Parameter	Units	Blank Result	Reporting Limit	MDL	Analyzed	Qualifiers
Ethanol	ug/L	ND	200	72.2	03/17/22 12:55	
Ethylbenzene	ug/L	ND	0.50	0.30	03/17/22 12:55	
Hexachloro-1,3-butadiene	ug/L	ND	2.0	1.5	03/17/22 12:55	
Isopropylbenzene (Cumene)	ug/L	ND	0.50	0.33	03/17/22 12:55	
m&p-Xylene	ug/L	ND	1.0	0.71	03/17/22 12:55	
Methyl-tert-butyl ether	ug/L	ND	0.50	0.42	03/17/22 12:55	
Methylene Chloride	ug/L	ND	2.0	2.0	03/17/22 12:55	
n-Butylbenzene	ug/L	ND	0.50	0.49	03/17/22 12:55	
n-Propylbenzene	ug/L	ND	0.50	0.34	03/17/22 12:55	
Naphthalene	ug/L	ND	2.0	0.64	03/17/22 12:55	
o-Xylene	ug/L	ND	0.50	0.34	03/17/22 12:55	
sec-Butylbenzene	ug/L	ND	0.50	0.40	03/17/22 12:55	
Styrene	ug/L	ND	0.50	0.29	03/17/22 12:55	
tert-Butylbenzene	ug/L	ND	0.50	0.32	03/17/22 12:55	
Tetrachloroethene	ug/L	ND	0.50	0.29	03/17/22 12:55	
Toluene	ug/L	ND	0.50	0.48	03/17/22 12:55	
trans-1,2-Dichloroethene	ug/L	ND	0.50	0.40	03/17/22 12:55	
trans-1,3-Dichloropropene	ug/L	ND	0.50	0.36	03/17/22 12:55	
Trichloroethene	ug/L	ND	0.50	0.38	03/17/22 12:55	
Trichlorofluoromethane	ug/L	ND	1.0	0.30	03/17/22 12:55	
Vinyl chloride	ug/L	ND	1.0	0.39	03/17/22 12:55	
1,2-Dichloroethane-d4 (S)	%	101	70-130		03/17/22 12:55	
4-Bromofluorobenzene (S)	%	101	70-130		03/17/22 12:55	
Toluene-d8 (S)	%	99	70-130		03/17/22 12:55	

LABORATORY CONTROL SAMPLE: 3583319

Parameter	Units	Spike Conc.	LCS Result	LCS % Rec	% Rec Limits	Qualifiers
1,1,1,2-Tetrachloroethane	ug/L	50	48.4	97	60-140	
1,1,1-Trichloroethane	ug/L	50	53.1	106	60-140	
1,1,2,2-Tetrachloroethane	ug/L	50	47.5	95	60-140	
1,1,2-Trichloroethane	ug/L	50	45.6	91	60-140	
1,1-Dichloroethane	ug/L	50	49.3	99	60-140	
1,1-Dichloroethene	ug/L	50	51.4	103	60-140	
1,1-Dichloropropene	ug/L	50	55.6	111	60-140	
1,2,3-Trichlorobenzene	ug/L	50	48.2	96	60-140	
1,2,3-Trichloropropane	ug/L	50	48.2	96	60-140	
1,2,4-Trichlorobenzene	ug/L	50	47.3	95	60-140	
1,2,4-Trimethylbenzene	ug/L	50	46.0	92	60-140	
1,2-Dibromo-3-chloropropane	ug/L	50	46.3	93	60-140	
1,2-Dibromoethane (EDB)	ug/L	50	50.2	100	60-140	
1,2-Dichlorobenzene	ug/L	50	46.2	92	60-140	
1,2-Dichloroethane	ug/L	50	51.2	102	60-140	
1,2-Dichloropropane	ug/L	50	47.5	95	60-140	

Results presented on this page are in the units indicated by the "Units" column except where an alternate unit is presented to the right of the result.

This report shall not be reproduced, except in full,
without the written consent of Pace Analytical Services, LLC.

Pace Analytical Services, LLC
9800 Kincey Ave. Suite 100
Huntersville, NC 28078
(704)875-9092

QUALITY CONTROL DATA

Project: 2020-L1-2448 INCIDENT
Pace Project No.: 92593513

LABORATORY CONTROL SAMPLE: 3583319

Parameter	Units	Spike Conc.	LCS Result	LCS % Rec	% Rec Limits	Qualifiers
1,3,5-Trimethylbenzene	ug/L	50	46.2	92	60-140	
1,3-Dichlorobenzene	ug/L	50	45.0	90	60-140	
1,3-Dichloropropane	ug/L	50	50.3	101	60-140	
1,4-Dichlorobenzene	ug/L	50	45.8	92	60-140	
2,2-Dichloropropane	ug/L	50	51.2	102	60-140	
2-Chlorotoluene	ug/L	50	46.8	94	60-140	
4-Chlorotoluene	ug/L	50	45.2	90	60-140	
Benzene	ug/L	50	46.1	92	60-140	
Bromobenzene	ug/L	50	45.5	91	60-140	
Bromochloromethane	ug/L	50	45.3	91	60-140	
Bromodichloromethane	ug/L	50	46.5	93	60-140	
Bromoform	ug/L	50	49.8	100	60-140	
Bromomethane	ug/L	50	54.8	110	60-140	
Carbon tetrachloride	ug/L	50	50.4	101	60-140	
Chlorobenzene	ug/L	50	46.3	93	60-140	
Chloroethane	ug/L	50	62.1	124	60-140	
Chloroform	ug/L	50	48.6	97	60-140	
Chloromethane	ug/L	50	43.6	87	60-140	
cis-1,2-Dichloroethene	ug/L	50	51.0	102	60-140	
cis-1,3-Dichloropropene	ug/L	50	48.7	97	60-140	
Dibromochloromethane	ug/L	50	48.6	97	60-140	
Dibromomethane	ug/L	50	47.7	95	60-140	
Dichlorodifluoromethane	ug/L	50	48.6	97	60-140	
Diisopropyl ether	ug/L	50	49.7	99	60-140	
Ethanol	ug/L	2000	1960	98	60-140	
Ethylbenzene	ug/L	50	48.0	96	60-140	
Hexachloro-1,3-butadiene	ug/L	50	49.8	100	60-140	
Isopropylbenzene (Cumene)	ug/L	50	48.6	97	60-140	
m&p-Xylene	ug/L	100	95.9	96	60-140	
Methyl-tert-butyl ether	ug/L	50	55.0	110	60-140	
Methylene Chloride	ug/L	50	49.2	98	60-140	
n-Butylbenzene	ug/L	50	46.9	94	60-140	
n-Propylbenzene	ug/L	50	47.3	95	60-140	
Naphthalene	ug/L	50	47.6	95	60-140	
o-Xylene	ug/L	50	46.0	92	60-140	
sec-Butylbenzene	ug/L	50	46.8	94	60-140	
Styrene	ug/L	50	46.7	93	60-140	
tert-Butylbenzene	ug/L	50	39.3	79	60-140	
Tetrachloroethene	ug/L	50	46.1	92	60-140	
Toluene	ug/L	50	43.6	87	60-140	
trans-1,2-Dichloroethene	ug/L	50	51.3	103	60-140	
trans-1,3-Dichloropropene	ug/L	50	49.2	98	60-140	
Trichloroethene	ug/L	50	45.9	92	60-140	
Trichlorofluoromethane	ug/L	50	54.3	109	60-140	
Vinyl chloride	ug/L	50	48.9	98	60-140	
1,2-Dichloroethane-d4 (S)	%			111	70-130	
4-Bromofluorobenzene (S)	%			102	70-130	

Results presented on this page are in the units indicated by the "Units" column except where an alternate unit is presented to the right of the result.

This report shall not be reproduced, except in full,
without the written consent of Pace Analytical Services, LLC.

Pace Analytical Services, LLC
9800 Kincey Ave. Suite 100
Huntersville, NC 28078
(704)875-9092

QUALITY CONTROL DATA

Project: 2020-L1-2448 INCIDENT
Pace Project No.: 92593513

LABORATORY CONTROL SAMPLE: 3583319

Parameter	Units	Spike Conc.	LCS Result	LCS % Rec	% Rec Limits	Qualifiers
Toluene-d8 (S)	%			97	70-130	

MATRIX SPIKE & MATRIX SPIKE DUPLICATE: 3583320 3583321

Parameter	Units	92593507001 Result	MS Spike Conc.	MSD Spike Conc.	MS Result	MSD Result	MS % Rec	MSD % Rec	% Rec Limits	RPD	Max RPD	Qual
1,1,1,2-Tetrachloroethane	ug/L	ND	20	20	22.0	19.7	110	99	60-140	11	30	
1,1,1-Trichloroethane	ug/L	ND	20	20	25.5	23.2	127	116	60-140	9	30	
1,1,2,2-Tetrachloroethane	ug/L	ND	20	20	21.8	20.0	109	100	60-140	9	30	
1,1,2-Trichloroethane	ug/L	ND	20	20	21.1	18.9	105	94	60-140	11	30	
1,1-Dichloroethane	ug/L	ND	20	20	24.2	22.5	121	113	60-140	7	30	
1,1-Dichloroethene	ug/L	ND	20	20	24.8	23.2	124	116	60-140	7	30	
1,1-Dichloropropene	ug/L	ND	20	20	23.7	22.7	119	114	60-140	4	30	
1,2,3-Trichlorobenzene	ug/L	ND	20	20	17.9	18.4	89	92	60-140	3	30	
1,2,3-Trichloropropane	ug/L	ND	20	20	22.7	20.0	113	100	60-140	13	30	
1,2,4-Trichlorobenzene	ug/L	ND	20	20	18.2	19.1	91	96	60-140	5	30	
1,2,4-Trimethylbenzene	ug/L	ND	20	20	19.6	19.5	98	97	60-140	1	30	
1,2-Dibromo-3-chloropropane	ug/L	ND	20	20	20.2	18.8	101	94	60-140	8	30	
1,2-Dibromoethane (EDB)	ug/L	ND	20	20	22.5	20.7	113	104	60-140	8	30	
1,2-Dichlorobenzene	ug/L	ND	20	20	19.0	19.5	95	98	60-140	3	30	
1,2-Dichloroethane	ug/L	ND	20	20	23.5	22.3	118	111	60-140	5	30	
1,2-Dichloropropane	ug/L	ND	20	20	22.8	20.9	114	104	60-140	9	30	
1,3,5-Trimethylbenzene	ug/L	ND	20	20	19.5	19.6	98	98	60-140	0	30	
1,3-Dichlorobenzene	ug/L	ND	20	20	19.7	19.0	99	95	60-140	4	30	
1,3-Dichloropropane	ug/L	ND	20	20	22.4	20.2	112	101	60-140	10	30	
1,4-Dichlorobenzene	ug/L	ND	20	20	19.2	19.2	96	96	60-140	0	30	
2,2-Dichloropropane	ug/L	ND	20	20	22.9	21.0	114	105	60-140	9	30	
2-Chlorotoluene	ug/L	ND	20	20	20.7	20.5	103	102	60-140	1	30	
4-Chlorotoluene	ug/L	ND	20	20	19.8	19.4	99	97	60-140	2	30	
Benzene	ug/L	ND	20	20	22.2	20.5	111	102	60-140	8	30	
Bromobenzene	ug/L	ND	20	20	20.3	18.8	101	94	60-140	7	30	
Bromochloromethane	ug/L	ND	20	20	21.9	20.1	109	101	60-140	8	30	
Bromodichloromethane	ug/L	ND	20	20	22.5	20.7	112	103	60-140	8	30	
Bromoform	ug/L	ND	20	20	21.4	19.3	107	97	60-140	10	30	
Bromomethane	ug/L	ND	20	20	34.8	29.7	174	148	60-140	16	30	M1
Carbon tetrachloride	ug/L	ND	20	20	24.6	22.9	123	115	60-140	7	30	
Chlorobenzene	ug/L	ND	20	20	21.6	20.4	108	102	60-140	6	30	
Chloroethane	ug/L	ND	20	20	29.1	26.1	146	131	60-140	11	30	M1
Chloroform	ug/L	ND	20	20	23.5	21.9	118	110	60-140	7	30	
Chloromethane	ug/L	ND	20	20	18.4	17.1	92	85	60-140	8	30	
cis-1,2-Dichloroethene	ug/L	ND	20	20	23.9	22.3	120	111	60-140	7	30	
cis-1,3-Dichloropropene	ug/L	ND	20	20	21.4	20.1	107	100	60-140	6	30	
Dibromochloromethane	ug/L	ND	20	20	21.0	18.9	105	94	60-140	10	30	
Dibromomethane	ug/L	ND	20	20	22.2	20.1	111	100	60-140	10	30	

Results presented on this page are in the units indicated by the "Units" column except where an alternate unit is presented to the right of the result.

REPORT OF LABORATORY ANALYSIS

This report shall not be reproduced, except in full,
without the written consent of Pace Analytical Services, LLC.

Pace Analytical Services, LLC
9800 Kincey Ave. Suite 100
Huntersville, NC 28078
(704)875-9092

QUALITY CONTROL DATA

Project: 2020-L1-2448 INCIDENT
Pace Project No.: 92593513

MATRIX SPIKE & MATRIX SPIKE DUPLICATE: 3583320 3583321

Parameter	Units	92593507001 Result	MS Spike Conc.	MSD Spike Conc.	MS Result	MSD Result	MS % Rec	MSD % Rec	% Rec Limits	RPD	Max RPD	Qual
Dichlorodifluoromethane	ug/L	ND	20	20	15.5	14.9	78	75	60-140	4	30	
Diisopropyl ether	ug/L	ND	20	20	22.4	20.4	112	102	60-140	10	30	
Ethanol	ug/L	ND	800	800	849	831	106	104	60-140	2	30	
Ethylbenzene	ug/L	ND	20	20	22.9	21.4	115	107	60-140	7	30	
Hexachloro-1,3-butadiene	ug/L	ND	20	20	20.7	19.1	103	96	60-140	8	30	
Isopropylbenzene (Cumene)	ug/L	ND	20	20	22.4	21.9	112	109	60-140	2	30	
m&p-Xylene	ug/L	ND	40	40	45.0	43.7	112	109	60-140	3	30	
Methyl-tert-butyl ether	ug/L	ND	20	20	22.7	19.9	113	100	60-140	13	30	
Methylene Chloride	ug/L	ND	20	20	23.4	21.9	117	109	60-140	7	30	
n-Butylbenzene	ug/L	ND	20	20	19.2	19.6	96	98	60-140	2	30	
n-Propylbenzene	ug/L	ND	20	20	20.2	20.4	101	102	60-140	1	30	
Naphthalene	ug/L	ND	20	20	18.4	19.0	92	95	60-140	3	30	
o-Xylene	ug/L	ND	20	20	21.1	20.4	105	102	60-140	3	30	
sec-Butylbenzene	ug/L	ND	20	20	19.7	19.8	99	99	60-140	0	30	
Styrene	ug/L	ND	20	20	21.2	20.6	106	103	60-140	3	30	
tert-Butylbenzene	ug/L	ND	20	20	16.9	17.2	84	86	60-140	2	30	
Tetrachloroethene	ug/L	ND	20	20	20.9	20.3	105	101	60-140	3	30	
Toluene	ug/L	ND	20	20	21.5	20.5	108	102	60-140	5	30	
trans-1,2-Dichloroethene	ug/L	ND	20	20	24.1	22.7	121	113	60-140	6	30	
trans-1,3-Dichloropropene	ug/L	ND	20	20	21.9	19.6	109	98	60-140	11	30	
Trichloroethene	ug/L	ND	20	20	21.5	20.5	108	102	60-140	5	30	
Trichlorofluoromethane	ug/L	ND	20	20	25.7	24.4	129	122	60-140	5	30	
Vinyl chloride	ug/L	ND	20	20	22.0	21.0	110	105	60-140	5	30	
1,2-Dichloroethane-d4 (S)	%						110	117	70-130			
4-Bromofluorobenzene (S)	%						105	104	70-130			
Toluene-d8 (S)	%						99	100	70-130			

Results presented on this page are in the units indicated by the "Units" column except where an alternate unit is presented to the right of the result.

This report shall not be reproduced, except in full,
without the written consent of Pace Analytical Services, LLC.

Pace Analytical Services, LLC
9800 Kincey Ave. Suite 100
Huntersville, NC 28078
(704)875-9092

QUALIFIERS

Project: 2020-L1-2448 INCIDENT
Pace Project No.: 92593513

DEFINITIONS

DF - Dilution Factor, if reported, represents the factor applied to the reported data due to dilution of the sample aliquot.

ND - Not Detected at or above adjusted reporting limit.

TNTC - Too Numerous To Count

J - Estimated concentration above the adjusted method detection limit and below the adjusted reporting limit.

MDL - Adjusted Method Detection Limit.

PQL - Practical Quantitation Limit.

RL - Reporting Limit - The lowest concentration value that meets project requirements for quantitative data with known precision and bias for a specific analyte in a specific matrix.

S - Surrogate

1,2-Diphenylhydrazine decomposes to and cannot be separated from Azobenzene using Method 8270. The result for each analyte is a combined concentration.

Consistent with EPA guidelines, unrounded data are displayed and have been used to calculate % recovery and RPD values.

LCS(D) - Laboratory Control Sample (Duplicate)

MS(D) - Matrix Spike (Duplicate)

DUP - Sample Duplicate

RPD - Relative Percent Difference

NC - Not Calculable.

SG - Silica Gel - Clean-Up

U - Indicates the compound was analyzed for, but not detected.

Acid preservation may not be appropriate for 2 Chloroethylvinyl ether.

A separate vial preserved to a pH of 4-5 is recommended in SW846 Chapter 4 for the analysis of Acrolein and Acrylonitrile by EPA Method 8260.

N-Nitrosodiphenylamine decomposes and cannot be separated from Diphenylamine using Method 8270. The result reported for each analyte is a combined concentration.

Reported results are not rounded until the final step prior to reporting. Therefore, calculated parameters that are typically reported as "Total" may vary slightly from the sum of the reported component parameters.

Pace Analytical is TNI accredited. Contact your Pace PM for the current list of accredited analytes.

TNI - The NELAC Institute.

ANALYTE QUALIFIERS

M1	Matrix spike recovery exceeded QC limits. Batch accepted based on laboratory control sample (LCS) recovery.
N2	The lab does not hold NELAC/TNI accreditation for this parameter but other accreditations/certifications may apply. A complete list of accreditations/certifications is available upon request.

This report shall not be reproduced, except in full,
without the written consent of Pace Analytical Services, LLC.

Pace Analytical Services, LLC
9800 Kincey Ave. Suite 100
Huntersville, NC 28078
(704)875-9092

QUALITY CONTROL DATA CROSS REFERENCE TABLE

Project: 2020-L1-2448 INCIDENT
Pace Project No.: 92593513

Lab ID	Sample ID	QC Batch Method	QC Batch	Analytical Method	Analytical Batch
92593513001	**DUP-1**	MADEP VPH	685459		
92593513002	**FB-1**	MADEP VPH	685459		
92593513001	**DUP-1**	EPA 3010A	685222	EPA 6010D	685334
92593513002	**FB-1**	EPA 3010A	685222	EPA 6010D	685334
92593513001	**DUP-1**	SM 6200B	685259		
92593513002	**FB-1**	SM 6200B	685259		
92593513003	**TRIP BLANK**	SM 6200B	685259		

This report shall not be reproduced, except in full,
without the written consent of Pace Analytical Services, LLC.

Pace Analytical

CHAIN-OF-CUSTODY Analytical Request Document

Chain-of-Custody is a LEGAL DOCUMENT - Complete all relevent fields

LAB USE ONLY- Affix Workorder/Login Label Here or List Pace Workorder Number or MTJL Log-in Number Here

ALL SHADED A

WO# : 92593513

92593513

Company: Apex Companies

Billing Information:

Address:

Report To: Andrew Street

Email To: andrew-street@apexcos.com

Copy To:

Site Collection Info/Address:

Customer Project Name/Number: 2020-LI-2448

State: NC County/City: Huntersville Time Zone Collected: [ ] PT [ ] MT [ ] CT [✓] ET

Phone:
Email:

Site/Facility ID #:

Compliance Monitoring? [ ] Yes [ ] No

Collected By (print): Roger Cantley

Purchase Order #:
Quote #:

DW PWS ID #:
DW Location Code:

Collected By (signature): [signature]

Turnaround Date Required: ASAP

Immediately Packed on Ice: [✓] Yes [ ] No

Sample Disposal:
[✓] Dispose as appropriate [ ] Return
[ ] Archive: _____
[ ] Hold: _____

Rush:
[ ] Same Day [ ] Next Day
[ ] 2 Day [ ] 3 Day [ ] 4 Day [ ] 5 Day
(Expedite Charges Apply)

Field Filtered (if applicable):
[ ] Yes [ ] No
Analysis: _____

* Matrix Codes (Insert in Matrix box below): Drinking Water (DW), Ground Water (GW), Wastewater (WW), Product (P), Soil/Solid (SL), Oil (OL), Wipe (WP), Air (AR), Tissue (TS), Bioassay (B), Vapor (V), Other (OT)

Container Preservative Type **

** Preservative Types: (1) nitric acid, (2) sulfuric acid (6) methanol, (7) sodium bisulfate, (8) sodium thiosul. (C) ammonium hydroxide, (D) TSP, (U) Unpreserved, (O) Other _____

Customer Sample ID	Matrix *	Comp / Grab	Collected (or Composite Start) Date	Collected (or Composite Start) Time	Composite End Date	Composite End Time	Res Cl	# of Ctns	VOCs 6200B	MADEP UPH	Lead								Lab Sample # / Comments
Dup-1	DW	G	3/15/22	—	—	—	—	8	X	X	X								92593513
FB-1	DW	G	3/15/22	—	—	—	—	8	X	X	X								02
Trip Blank	OT	—	3/15/22	—	—	—	—	2	X										03

Lab Profile/Line:

Lab Sample Receipt Checklist:

Custody Seals Present/Intact	Y	N	NA
Custody Signatures Present	Y	N	NA
Collector Signature Present	Y	N	NA
Bottles Intact	Y	N	NA
Correct Bottles	Y	N	NA
Sufficient Volume	Y	N	NA
Samples Received on Ice	Y	N	NA
VOA - Headspace Acceptable	Y	N	NA
USDA Regulated Soils	Y	N	NA
Samples in Holding Time	Y	N	NA
Residual Chlorine Present	Y	N	NA
Cl Strips: _____			
Sample pH Acceptable	Y	N	NA
pH Strips: 223819AV			
Sulfide Present	Y	N	NA
Lead Acetate Strips: _____			

LAB USE ONLY:
Lab Sample # / Comments:

Customer Remarks / Special Conditions / Possible Hazards:

Type of Ice Used: Wet Blue Dry None

Packing Material Used: BB

Radchem sample(s) screened (<500 cpm): Y N NA

SHORT HOLDS PRESENT (<72 hours): Y N N/A

Lab Tracking #: 2696702

Samples received via: FEDEX UPS Client Courier Pace Courier

Lab Sample Temperature Info:
Temp Blank Received: Y N NA
Therm ID#: 92T064
Cooler 1 Temp Upon Receipt: 1.3 oC
Cooler 1 Therm Corr. Factor: 0 oC
Cooler 1 Corrected Temp: 1.3 oC
Comments:

Relinquished by/Company: (Signature)	Date/Time:	Received by/Company: (Signature)	Date/Time:
[signature]	3-15-22 1513	JB Pace Hu	3/15/22 1513
Relinquished by/Company: (Signature)	Date/Time:	Received by/Company: (Signature)	Date/Time:
Relinquished by/Company: (Signature)	Date/Time:	Received by/Company: (Signature)	Date/Time:

MTJL LAB USE ONLY
Table #:
Acctnum:
Template:
Prelogin:
PM:
PB:

Trip Blank Received: Y N NA
HCL MeOH TSP Other

Non Conformance(s): YES / NO

Page: 1
of: 1

Page 20 of 21

Pace Analytical®	Document Name: Sample Condition Upon Receipt (SCUR)	Document Revised: November 15, 2021 Page 2 of 2
	Document No.: F-CAR-CS-033-Rev.08	Authority: Office

WO#: 92593513
PM: AMB
CLIENT: 92-APEX MOOR
Due Date: 03/22/22

***Check mark top half of box if pH and/or dechlorination is verified and within the acceptance range for preservation samples.**

Project #

Exceptions: VOA, Coliform, TOC, Oil and Grease, DRO/8015 (water) DOC, LLHg

****Bottom half of box is to list number of bottles**

Item#	BP4U-125 mL Plastic Unpreserved (N/A) (Cl-)	BP3U-250 mL Plastic Unpreserved (N/A)	BP2U-500 mL Plastic Unpreserved (N/A)	BP1U-1 liter Plastic Unpreserved (N/A)	BP4S-125 mL Plastic H2SO4 (pH < 2) (Cl-)	BP3N-250 mL plastic HNO3 (pH < 2)	BP4Z-125 mL Plastic ZN Acetate & NaOH (>9)	BP4B-125 mL Plastic NaOH (pH > 12) (Cl-)	WGFU-Wide-mouthed Glass jar Unpreserved	AG1U-1 liter Amber Unpreserved (N/A) (Cl-)	AG1H-1 liter Amber HCl (pH < 2)	AG3U-250 mL Amber Unpreserved (N/A) (Cl-)	AG1S-1 liter Amber H2SO4 (pH < 2)	AG3S-250 mL Amber H2SO4 (pH < 2)	AG3A(DG3A)-250 mL Amber NH4Cl (N/A)(Cl-)	DG9H-40 mL VOA HCl (N/A)	VG9T-40 mL VOA Na2S2O3 (N/A)	VG9U-40 mL VOA Unpreserved (N/A)	DG9P-40 mL VOA H3PO4 (N/A)	VOAK (3 vials per kit)-5035 kit (N/A)	V/GK (3 vials per kit)-VPH/Gas kit (N/A)	SP5T-125 mL Sterile Plastic (N/A – lab)	SP2T-250 mL Sterile Plastic (N/A – lab)		BP3A-250 mL Plastic (NH2)2SO4 (9.3-9.7)	AG0U-100 mL Amber Unpreserved vials (N/A)	VSGU-20 mL Scintillation vials (N/A)	DG9U-40 mL Amber Unpreserved vials
1						1 ✓										7												
2						1 ✓										7												
3																2												
4																												
5																												
6																												
7																												
8																												
9																												
10																												
11																												
12																												

pH Adjustment Log for Preserved Samples

Sample ID	Type of Preservative	pH upon receipt	Date preservation adjusted	Time preservation adjusted	Amount of Preservative added	Lot #

Note: Whenever there is a discrepancy affecting North Carolina compliance samples, a copy of this form will be sent to the North Carolina DEHNR Certification Office (i.e. Out of hold, incorrect preservative, out of temp, incorrect containers.

Pace Analytical Services, LLC
9800 Kincey Ave. Suite 100
Huntersville, NC 28078
(704)875-9092

March 23, 2022

Andrew Street
Apex Companies - NC
5900 Northwoods Business Pkwy
Suite 5900-0
Charlotte, NC 28269

RE: Project: 2020-L1-2448 INCIDENT
Pace Project No.: 92593515

Dear Andrew Street:

Enclosed are the analytical results for sample(s) received by the laboratory on March 15, 2022. The results relate only to the samples included in this report. Results reported herein conform to the applicable TNI/NELAC Standards and the laboratory's Quality Manual, where applicable, unless otherwise noted in the body of the report.

The test results provided in this final report were generated by each of the following laboratories within the Pace Network:

- Pace Analytical Services - Asheville
- Pace Analytical Services - Charlotte

If you have any questions concerning this report, please feel free to contact me.

Sincerely,

Angela M. Baioni

Angela Baioni
angela.baioni@pacelabs.com
(704)875-9092
Project Manager

Enclosures

cc: J Culbreath, Colonial Pipeline Company
Naomi Fretz, APEX Companies, LLC
Robert Hughes, Colonial Pipeline
Jamie Moran, APEX Companies, LLC
Jeff Morrison, Colonial Pipeline Company
Tom Naumann, APEX Companies - NC
Joe Nicolette, Montrose-EPS
Kaitlyn Nootens, Apex Companies
Christopher Schultz, Apex Companies
Matt Teixeira, Apex Companies, LLC
Michael Verdon, Colonial Pipeline Company
JM Wyatt, Colonial Pipeline Company

REPORT OF LABORATORY ANALYSIS

This report shall not be reproduced, except in full,
without the written consent of Pace Analytical Services, LLC.

Pace Analytical Services, LLC
9800 Kincey Ave. Suite 100
Huntersville, NC 28078
(704)875-9092

CERTIFICATIONS

Project:	2020-L1-2448 INCIDENT
Pace Project No.:	92593515

Pace Analytical Services Charlotte

South Carolina Laboratory ID: 99006
9800 Kincey Ave. Ste 100, Huntersville, NC 28078
North Carolina Drinking Water Certification #: 37706
North Carolina Field Services Certification #: 5342
North Carolina Wastewater Certification #: 12
South Carolina Laboratory ID: 99006
South Carolina Certification #: 99006001
South Carolina Drinking Water Cert. #: 99006003
Florida/NELAP Certification #: E87627
Kentucky UST Certification #: 84
Louisiana DoH Drinking Water #: LA029
Virginia/VELAP Certification #: 460221

Pace Analytical Services Asheville

2225 Riverside Drive, Asheville, NC 28804
Florida/NELAP Certification #: E87648
North Carolina Drinking Water Certification #: 37712
North Carolina Wastewater Certification #: 40
South Carolina Laboratory ID: 99030
South Carolina Certification #: 99030001
Virginia/VELAP Certification #: 460222

This report shall not be reproduced, except in full,
without the written consent of Pace Analytical Services, LLC.

Pace Analytical Services, LLC
9800 Kincey Ave. Suite 100
Huntersville, NC 28078
(704)875-9092

SAMPLE SUMMARY

Project: 2020-L1-2448 INCIDENT
Pace Project No.: 92593515

Lab ID	Sample ID	Matrix	Date Collected	Date Received
92593515001	**13835_AC_RD**	Water	03/15/22 13:40	03/15/22 15:13

This report shall not be reproduced, except in full,
without the written consent of Pace Analytical Services, LLC.

Pace Analytical Services, LLC
9800 Kincey Ave. Suite 100
Huntersville, NC 28078
(704)875-9092

SAMPLE ANALYTE COUNT

Project: 2020-L1-2448 INCIDENT
Pace Project No.: 92593515

Lab ID	Sample ID	Method	Analysts	Analytes Reported	Laboratory
92593515001	**13835_AC_RD**	MADEP VPH	MAD	6	PASI-C
		EPA 6010D	CBV	1	PASI-A
		SM 6200B	SAS	64	PASI-C

PASI-A = Pace Analytical Services - Asheville
PASI-C = Pace Analytical Services - Charlotte

This report shall not be reproduced, except in full,
without the written consent of Pace Analytical Services, LLC.

Pace Analytical Services, LLC
9800 Kincey Ave. Suite 100
Huntersville, NC 28078
(704)875-9092

ANALYTICAL RESULTS

Project: 2020-L1-2448 INCIDENT
Pace Project No.: 92593515

Sample: 13835_AC_RD **Lab ID: 92593515001** Collected: 03/15/22 13:40 Received: 03/15/22 15:13 Matrix: Water

Parameters	Results	Units	Report Limit	MDL	DF	Prepared	Analyzed	CAS No.	Qual
VPH NC Water	Analytical Method: MADEP VPH								
	Pace Analytical Services - Charlotte								
Total VPH (C5-C12)	ND	ug/L	50.0	50.0	1		03/17/22 14:31		N2
Aliphatic (C05-C08)	ND	ug/L	50.0	50.0	1		03/17/22 14:31		N2
Aliphatic(C09-C12) Adjusted	ND	ug/L	50.0	50.0	1		03/17/22 14:31		N2
Aromatic (C09-C10)	ND	ug/L	50.0	50.0	1		03/17/22 14:31		N2
Surrogates									
4-Bromofluorobenzene (FID) (S)	95	%	70-130		1		03/17/22 14:31	460-00-4	
4-Bromofluorobenzene (PID) (S)	91	%	70-130		1		03/17/22 14:31	460-00-4	
6010 MET ICP	Analytical Method: EPA 6010D Preparation Method: EPA 3010A								
	Pace Analytical Services - Asheville								
Lead	ND	ug/L	5.0	4.5	1	03/17/22 03:10	03/18/22 02:12	7439-92-1	
6200B MSV	Analytical Method: SM 6200B								
	Pace Analytical Services - Charlotte								
Benzene	ND	ug/L	0.50	0.34	1		03/17/22 17:03	71-43-2	
Bromobenzene	ND	ug/L	0.50	0.29	1		03/17/22 17:03	108-86-1	
Bromochloromethane	ND	ug/L	0.50	0.47	1		03/17/22 17:03	74-97-5	
Bromodichloromethane	ND	ug/L	0.50	0.31	1		03/17/22 17:03	75-27-4	
Bromoform	ND	ug/L	0.50	0.34	1		03/17/22 17:03	75-25-2	
Bromomethane	ND	ug/L	5.0	1.7	1		03/17/22 17:03	74-83-9	
n-Butylbenzene	ND	ug/L	0.50	0.49	1		03/17/22 17:03	104-51-8	
sec-Butylbenzene	ND	ug/L	0.50	0.40	1		03/17/22 17:03	135-98-8	
tert-Butylbenzene	ND	ug/L	0.50	0.32	1		03/17/22 17:03	98-06-6	
Carbon tetrachloride	ND	ug/L	0.50	0.33	1		03/17/22 17:03	56-23-5	
Chlorobenzene	ND	ug/L	0.50	0.28	1		03/17/22 17:03	108-90-7	
Chloroethane	ND	ug/L	1.0	0.65	1		03/17/22 17:03	75-00-3	
Chloroform	ND	ug/L	0.50	0.35	1		03/17/22 17:03	67-66-3	
Chloromethane	ND	ug/L	1.0	0.54	1		03/17/22 17:03	74-87-3	
2-Chlorotoluene	ND	ug/L	0.50	0.32	1		03/17/22 17:03	95-49-8	
4-Chlorotoluene	ND	ug/L	0.50	0.32	1		03/17/22 17:03	106-43-4	
1,2-Dibromo-3-chloropropane	ND	ug/L	1.0	0.34	1		03/17/22 17:03	96-12-8	
Dibromochloromethane	ND	ug/L	0.50	0.36	1		03/17/22 17:03	124-48-1	
1,2-Dibromoethane (EDB)	ND	ug/L	0.50	0.27	1		03/17/22 17:03	106-93-4	
Dibromomethane	ND	ug/L	0.50	0.39	1		03/17/22 17:03	74-95-3	
1,2-Dichlorobenzene	ND	ug/L	0.50	0.34	1		03/17/22 17:03	95-50-1	
1,3-Dichlorobenzene	ND	ug/L	0.50	0.34	1		03/17/22 17:03	541-73-1	
1,4-Dichlorobenzene	ND	ug/L	0.50	0.33	1		03/17/22 17:03	106-46-7	
Dichlorodifluoromethane	ND	ug/L	0.50	0.35	1		03/17/22 17:03	75-71-8	
1,1-Dichloroethane	ND	ug/L	0.50	0.37	1		03/17/22 17:03	75-34-3	
1,2-Dichloroethane	ND	ug/L	0.50	0.32	1		03/17/22 17:03	107-06-2	
1,1-Dichloroethene	ND	ug/L	0.50	0.35	1		03/17/22 17:03	75-35-4	
cis-1,2-Dichloroethene	ND	ug/L	0.50	0.38	1		03/17/22 17:03	156-59-2	
trans-1,2-Dichloroethene	ND	ug/L	0.50	0.40	1		03/17/22 17:03	156-60-5	
1,2-Dichloropropane	ND	ug/L	0.50	0.36	1		03/17/22 17:03	78-87-5	
1,3-Dichloropropane	ND	ug/L	0.50	0.28	1		03/17/22 17:03	142-28-9	

This report shall not be reproduced, except in full,
without the written consent of Pace Analytical Services, LLC.

Pace Analytical Services, LLC
9800 Kincey Ave. Suite 100
Huntersville, NC 28078
(704)875-9092

ANALYTICAL RESULTS

Project: 2020-L1-2448 INCIDENT
Pace Project No.: 92593515

Sample: 13835_AC_RD **Lab ID: 92593515001** Collected: 03/15/22 13:40 Received: 03/15/22 15:13 Matrix: Water

Parameters	Results	Units	Report Limit	MDL	DF	Prepared	Analyzed	CAS No.	Qual
6200B MSV	Analytical Method: SM 6200B								
	Pace Analytical Services - Charlotte								
2,2-Dichloropropane	ND	ug/L	0.50	0.39	1		03/17/22 17:03	594-20-7	
1,1-Dichloropropene	ND	ug/L	0.50	0.43	1		03/17/22 17:03	563-58-6	
cis-1,3-Dichloropropene	ND	ug/L	0.50	0.36	1		03/17/22 17:03	10061-01-5	
trans-1,3-Dichloropropene	ND	ug/L	0.50	0.36	1		03/17/22 17:03	10061-02-6	
Diisopropyl ether	ND	ug/L	0.50	0.31	1		03/17/22 17:03	108-20-3	
Ethanol	ND	ug/L	200	72.2	1		03/17/22 17:03	64-17-5	
Ethylbenzene	ND	ug/L	0.50	0.30	1		03/17/22 17:03	100-41-4	
Hexachloro-1,3-butadiene	ND	ug/L	2.0	1.5	1		03/17/22 17:03	87-68-3	
Isopropylbenzene (Cumene)	ND	ug/L	0.50	0.33	1		03/17/22 17:03	98-82-8	
Methylene Chloride	ND	ug/L	2.0	2.0	1		03/17/22 17:03	75-09-2	
Methyl-tert-butyl ether	ND	ug/L	0.50	0.42	1		03/17/22 17:03	1634-04-4	
Naphthalene	ND	ug/L	2.0	0.64	1		03/17/22 17:03	91-20-3	
n-Propylbenzene	ND	ug/L	0.50	0.34	1		03/17/22 17:03	103-65-1	
Styrene	ND	ug/L	0.50	0.29	1		03/17/22 17:03	100-42-5	
1,1,1,2-Tetrachloroethane	ND	ug/L	0.50	0.31	1		03/17/22 17:03	630-20-6	
1,1,2,2-Tetrachloroethane	ND	ug/L	0.50	0.22	1		03/17/22 17:03	79-34-5	
Tetrachloroethene	ND	ug/L	0.50	0.29	1		03/17/22 17:03	127-18-4	
Toluene	ND	ug/L	0.50	0.48	1		03/17/22 17:03	108-88-3	
1,2,3-Trichlorobenzene	ND	ug/L	2.0	0.81	1		03/17/22 17:03	87-61-6	
1,2,4-Trichlorobenzene	ND	ug/L	2.0	0.64	1		03/17/22 17:03	120-82-1	
1,1,1-Trichloroethane	ND	ug/L	0.50	0.33	1		03/17/22 17:03	71-55-6	
1,1,2-Trichloroethane	ND	ug/L	0.50	0.32	1		03/17/22 17:03	79-00-5	
Trichloroethene	ND	ug/L	0.50	0.38	1		03/17/22 17:03	79-01-6	
Trichlorofluoromethane	ND	ug/L	1.0	0.30	1		03/17/22 17:03	75-69-4	
1,2,3-Trichloropropane	ND	ug/L	0.50	0.26	1		03/17/22 17:03	96-18-4	
1,2,4-Trimethylbenzene	ND	ug/L	0.50	0.50	1		03/17/22 17:03	95-63-6	
1,3,5-Trimethylbenzene	ND	ug/L	0.50	0.33	1		03/17/22 17:03	108-67-8	
Vinyl chloride	ND	ug/L	1.0	0.39	1		03/17/22 17:03	75-01-4	
m&p-Xylene	ND	ug/L	1.0	0.71	1		03/17/22 17:03	179601-23-1	
o-Xylene	ND	ug/L	0.50	0.34	1		03/17/22 17:03	95-47-6	
Surrogates									
1,2-Dichloroethane-d4 (S)	105	%	70-130		1		03/17/22 17:03	17060-07-0	
4-Bromofluorobenzene (S)	101	%	70-130		1		03/17/22 17:03	460-00-4	
Toluene-d8 (S)	101	%	70-130		1		03/17/22 17:03	2037-26-5	

This report shall not be reproduced, except in full,
without the written consent of Pace Analytical Services, LLC.

Pace Analytical Services, LLC
9800 Kincey Ave. Suite 100
Huntersville, NC 28078
(704)875-9092

QUALITY CONTROL DATA

Project: 2020-L1-2448 INCIDENT
Pace Project No.: 92593515

QC Batch: 685459
QC Batch Method: MADEP VPH
Analysis Method: MADEP VPH
Analysis Description: VPH NC Water
Laboratory: Pace Analytical Services - Charlotte
Associated Lab Samples: 92593515001

METHOD BLANK: 3584283
Matrix: Water
Associated Lab Samples: 92593515001

Parameter	Units	Blank Result	Reporting Limit	MDL	Analyzed	Qualifiers
Aliphatic (C05-C08)	ug/L	ND	50.0	50.0	03/17/22 12:34	N2
Aromatic (C09-C10)	ug/L	ND	50.0	50.0	03/17/22 12:34	N2
4-Bromofluorobenzene (FID) (S)	%	96	70-130		03/17/22 12:34	
4-Bromofluorobenzene (PID) (S)	%	92	70-130		03/17/22 12:34	

LABORATORY CONTROL SAMPLE & LCSD: 3584284 3584285

Parameter	Units	Spike Conc.	LCS Result	LCSD Result	LCS % Rec	LCSD % Rec	% Rec Limits	RPD	Max RPD	Qualifiers
Aliphatic (C05-C08)	ug/L	300	281	299	94	100	70-130	6	25	N2
Aromatic (C09-C10)	ug/L	100	108	108	108	108	70-130	0	25	N2
4-Bromofluorobenzene (FID) (S)	%				97	96	70-130			
4-Bromofluorobenzene (PID) (S)	%				93	93	70-130			

Results presented on this page are in the units indicated by the "Units" column except where an alternate unit is presented to the right of the result.

This report shall not be reproduced, except in full,
without the written consent of Pace Analytical Services, LLC.

Pace Analytical Services, LLC
9800 Kincey Ave. Suite 100
Huntersville, NC 28078
(704)875-9092

QUALITY CONTROL DATA

Project: 2020-L1-2448 INCIDENT
Pace Project No.: 92593515

QC Batch: 685222
QC Batch Method: EPA 3010A
Analysis Method: EPA 6010D
Analysis Description: 6010 MET
Laboratory: Pace Analytical Services - Asheville
Associated Lab Samples: 92593515001

METHOD BLANK: 3583116 Matrix: Water
Associated Lab Samples: 92593515001

Parameter	Units	Blank Result	Reporting Limit	MDL	Analyzed	Qualifiers
Lead	ug/L	ND	5.0	4.5	03/18/22 01:22	

LABORATORY CONTROL SAMPLE: 3583117

Parameter	Units	Spike Conc.	LCS Result	LCS % Rec	% Rec Limits	Qualifiers
Lead	ug/L	500	478	96	80-120	

MATRIX SPIKE & MATRIX SPIKE DUPLICATE: 3583118 3583119

Parameter	Units	92591283029 Result	MS Spike Conc.	MSD Spike Conc.	MS Result	MSD Result	MS % Rec	MSD % Rec	% Rec Limits	RPD	Max RPD	Qual
Lead	ug/L	ND	500	500	460	461	91	91	75-125	0	20	

Results presented on this page are in the units indicated by the "Units" column except where an alternate unit is presented to the right of the result.

REPORT OF LABORATORY ANALYSIS

This report shall not be reproduced, except in full,
without the written consent of Pace Analytical Services, LLC.

Pace Analytical Services, LLC
9800 Kincey Ave. Suite 100
Huntersville, NC 28078
(704)875-9092

QUALITY CONTROL DATA

Project: 2020-L1-2448 INCIDENT
Pace Project No.: 92593515

QC Batch: 685259
QC Batch Method: SM 6200B
Analysis Method: SM 6200B
Analysis Description: 6200B MSV
Laboratory: Pace Analytical Services - Charlotte
Associated Lab Samples: 92593515001

METHOD BLANK: 3583318
Matrix: Water
Associated Lab Samples: 92593515001

Parameter	Units	Blank Result	Reporting Limit	MDL	Analyzed	Qualifiers
1,1,1,2-Tetrachloroethane	ug/L	ND	0.50	0.31	03/17/22 12:55	
1,1,1-Trichloroethane	ug/L	ND	0.50	0.33	03/17/22 12:55	
1,1,2,2-Tetrachloroethane	ug/L	ND	0.50	0.22	03/17/22 12:55	
1,1,2-Trichloroethane	ug/L	ND	0.50	0.32	03/17/22 12:55	
1,1-Dichloroethane	ug/L	ND	0.50	0.37	03/17/22 12:55	
1,1-Dichloroethene	ug/L	ND	0.50	0.35	03/17/22 12:55	
1,1-Dichloropropene	ug/L	ND	0.50	0.43	03/17/22 12:55	
1,2,3-Trichlorobenzene	ug/L	ND	2.0	0.81	03/17/22 12:55	
1,2,3-Trichloropropane	ug/L	ND	0.50	0.26	03/17/22 12:55	
1,2,4-Trichlorobenzene	ug/L	ND	2.0	0.64	03/17/22 12:55	
1,2,4-Trimethylbenzene	ug/L	ND	0.50	0.50	03/17/22 12:55	
1,2-Dibromo-3-chloropropane	ug/L	ND	1.0	0.34	03/17/22 12:55	
1,2-Dibromoethane (EDB)	ug/L	ND	0.50	0.27	03/17/22 12:55	
1,2-Dichlorobenzene	ug/L	ND	0.50	0.34	03/17/22 12:55	
1,2-Dichloroethane	ug/L	ND	0.50	0.32	03/17/22 12:55	
1,2-Dichloropropane	ug/L	ND	0.50	0.36	03/17/22 12:55	
1,3,5-Trimethylbenzene	ug/L	ND	0.50	0.33	03/17/22 12:55	
1,3-Dichlorobenzene	ug/L	ND	0.50	0.34	03/17/22 12:55	
1,3-Dichloropropane	ug/L	ND	0.50	0.28	03/17/22 12:55	
1,4-Dichlorobenzene	ug/L	ND	0.50	0.33	03/17/22 12:55	
2,2-Dichloropropane	ug/L	ND	0.50	0.39	03/17/22 12:55	
2-Chlorotoluene	ug/L	ND	0.50	0.32	03/17/22 12:55	
4-Chlorotoluene	ug/L	ND	0.50	0.32	03/17/22 12:55	
Benzene	ug/L	ND	0.50	0.34	03/17/22 12:55	
Bromobenzene	ug/L	ND	0.50	0.29	03/17/22 12:55	
Bromochloromethane	ug/L	ND	0.50	0.47	03/17/22 12:55	
Bromodichloromethane	ug/L	ND	0.50	0.31	03/17/22 12:55	
Bromoform	ug/L	ND	0.50	0.34	03/17/22 12:55	
Bromomethane	ug/L	ND	5.0	1.7	03/17/22 12:55	
Carbon tetrachloride	ug/L	ND	0.50	0.33	03/17/22 12:55	
Chlorobenzene	ug/L	ND	0.50	0.28	03/17/22 12:55	
Chloroethane	ug/L	ND	1.0	0.65	03/17/22 12:55	
Chloroform	ug/L	ND	0.50	0.35	03/17/22 12:55	
Chloromethane	ug/L	ND	1.0	0.54	03/17/22 12:55	
cis-1,2-Dichloroethene	ug/L	ND	0.50	0.38	03/17/22 12:55	
cis-1,3-Dichloropropene	ug/L	ND	0.50	0.36	03/17/22 12:55	
Dibromochloromethane	ug/L	ND	0.50	0.36	03/17/22 12:55	
Dibromomethane	ug/L	ND	0.50	0.39	03/17/22 12:55	
Dichlorodifluoromethane	ug/L	ND	0.50	0.35	03/17/22 12:55	
Diisopropyl ether	ug/L	ND	0.50	0.31	03/17/22 12:55	

Results presented on this page are in the units indicated by the "Units" column except where an alternate unit is presented to the right of the result.

This report shall not be reproduced, except in full,
without the written consent of Pace Analytical Services, LLC.

Pace Analytical Services, LLC
9800 Kincey Ave. Suite 100
Huntersville, NC 28078
(704)875-9092

QUALITY CONTROL DATA

Project: 2020-L1-2448 INCIDENT
Pace Project No.: 92593515

METHOD BLANK: 3583318 Matrix: Water
Associated Lab Samples: 92593515001

Parameter	Units	Blank Result	Reporting Limit	MDL	Analyzed	Qualifiers
Ethanol	ug/L	ND	200	72.2	03/17/22 12:55	
Ethylbenzene	ug/L	ND	0.50	0.30	03/17/22 12:55	
Hexachloro-1,3-butadiene	ug/L	ND	2.0	1.5	03/17/22 12:55	
Isopropylbenzene (Cumene)	ug/L	ND	0.50	0.33	03/17/22 12:55	
m&p-Xylene	ug/L	ND	1.0	0.71	03/17/22 12:55	
Methyl-tert-butyl ether	ug/L	ND	0.50	0.42	03/17/22 12:55	
Methylene Chloride	ug/L	ND	2.0	2.0	03/17/22 12:55	
n-Butylbenzene	ug/L	ND	0.50	0.49	03/17/22 12:55	
n-Propylbenzene	ug/L	ND	0.50	0.34	03/17/22 12:55	
Naphthalene	ug/L	ND	2.0	0.64	03/17/22 12:55	
o-Xylene	ug/L	ND	0.50	0.34	03/17/22 12:55	
sec-Butylbenzene	ug/L	ND	0.50	0.40	03/17/22 12:55	
Styrene	ug/L	ND	0.50	0.29	03/17/22 12:55	
tert-Butylbenzene	ug/L	ND	0.50	0.32	03/17/22 12:55	
Tetrachloroethene	ug/L	ND	0.50	0.29	03/17/22 12:55	
Toluene	ug/L	ND	0.50	0.48	03/17/22 12:55	
trans-1,2-Dichloroethene	ug/L	ND	0.50	0.40	03/17/22 12:55	
trans-1,3-Dichloropropene	ug/L	ND	0.50	0.36	03/17/22 12:55	
Trichloroethene	ug/L	ND	0.50	0.38	03/17/22 12:55	
Trichlorofluoromethane	ug/L	ND	1.0	0.30	03/17/22 12:55	
Vinyl chloride	ug/L	ND	1.0	0.39	03/17/22 12:55	
1,2-Dichloroethane-d4 (S)	%	101	70-130		03/17/22 12:55	
4-Bromofluorobenzene (S)	%	101	70-130		03/17/22 12:55	
Toluene-d8 (S)	%	99	70-130		03/17/22 12:55	

LABORATORY CONTROL SAMPLE: 3583319

Parameter	Units	Spike Conc.	LCS Result	LCS % Rec	% Rec Limits	Qualifiers
1,1,1,2-Tetrachloroethane	ug/L	50	48.4	97	60-140	
1,1,1-Trichloroethane	ug/L	50	53.1	106	60-140	
1,1,2,2-Tetrachloroethane	ug/L	50	47.5	95	60-140	
1,1,2-Trichloroethane	ug/L	50	45.6	91	60-140	
1,1-Dichloroethane	ug/L	50	49.3	99	60-140	
1,1-Dichloroethene	ug/L	50	51.4	103	60-140	
1,1-Dichloropropene	ug/L	50	55.6	111	60-140	
1,2,3-Trichlorobenzene	ug/L	50	48.2	96	60-140	
1,2,3-Trichloropropane	ug/L	50	48.2	96	60-140	
1,2,4-Trichlorobenzene	ug/L	50	47.3	95	60-140	
1,2,4-Trimethylbenzene	ug/L	50	46.0	92	60-140	
1,2-Dibromo-3-chloropropane	ug/L	50	46.3	93	60-140	
1,2-Dibromoethane (EDB)	ug/L	50	50.2	100	60-140	
1,2-Dichlorobenzene	ug/L	50	46.2	92	60-140	
1,2-Dichloroethane	ug/L	50	51.2	102	60-140	
1,2-Dichloropropane	ug/L	50	47.5	95	60-140	

Results presented on this page are in the units indicated by the "Units" column except where an alternate unit is presented to the right of the result.

This report shall not be reproduced, except in full,
without the written consent of Pace Analytical Services, LLC.

Pace Analytical Services, LLC
9800 Kincey Ave. Suite 100
Huntersville, NC 28078
(704)875-9092

QUALITY CONTROL DATA

Project: 2020-L1-2448 INCIDENT
Pace Project No.: 92593515

LABORATORY CONTROL SAMPLE: 3583319

Parameter	Units	Spike Conc.	LCS Result	LCS % Rec	% Rec Limits	Qualifiers
1,3,5-Trimethylbenzene	ug/L	50	46.2	92	60-140	
1,3-Dichlorobenzene	ug/L	50	45.0	90	60-140	
1,3-Dichloropropane	ug/L	50	50.3	101	60-140	
1,4-Dichlorobenzene	ug/L	50	45.8	92	60-140	
2,2-Dichloropropane	ug/L	50	51.2	102	60-140	
2-Chlorotoluene	ug/L	50	46.8	94	60-140	
4-Chlorotoluene	ug/L	50	45.2	90	60-140	
Benzene	ug/L	50	46.1	92	60-140	
Bromobenzene	ug/L	50	45.5	91	60-140	
Bromochloromethane	ug/L	50	45.3	91	60-140	
Bromodichloromethane	ug/L	50	46.5	93	60-140	
Bromoform	ug/L	50	49.8	100	60-140	
Bromomethane	ug/L	50	54.8	110	60-140	
Carbon tetrachloride	ug/L	50	50.4	101	60-140	
Chlorobenzene	ug/L	50	46.3	93	60-140	
Chloroethane	ug/L	50	62.1	124	60-140	
Chloroform	ug/L	50	48.6	97	60-140	
Chloromethane	ug/L	50	43.6	87	60-140	
cis-1,2-Dichloroethene	ug/L	50	51.0	102	60-140	
cis-1,3-Dichloropropene	ug/L	50	48.7	97	60-140	
Dibromochloromethane	ug/L	50	48.6	97	60-140	
Dibromomethane	ug/L	50	47.7	95	60-140	
Dichlorodifluoromethane	ug/L	50	48.6	97	60-140	
Diisopropyl ether	ug/L	50	49.7	99	60-140	
Ethanol	ug/L	2000	1960	98	60-140	
Ethylbenzene	ug/L	50	48.0	96	60-140	
Hexachloro-1,3-butadiene	ug/L	50	49.8	100	60-140	
Isopropylbenzene (Cumene)	ug/L	50	48.6	97	60-140	
m&p-Xylene	ug/L	100	95.9	96	60-140	
Methyl-tert-butyl ether	ug/L	50	55.0	110	60-140	
Methylene Chloride	ug/L	50	49.2	98	60-140	
n-Butylbenzene	ug/L	50	46.9	94	60-140	
n-Propylbenzene	ug/L	50	47.3	95	60-140	
Naphthalene	ug/L	50	47.6	95	60-140	
o-Xylene	ug/L	50	46.0	92	60-140	
sec-Butylbenzene	ug/L	50	46.8	94	60-140	
Styrene	ug/L	50	46.7	93	60-140	
tert-Butylbenzene	ug/L	50	39.3	79	60-140	
Tetrachloroethene	ug/L	50	46.1	92	60-140	
Toluene	ug/L	50	43.6	87	60-140	
trans-1,2-Dichloroethene	ug/L	50	51.3	103	60-140	
trans-1,3-Dichloropropene	ug/L	50	49.2	98	60-140	
Trichloroethene	ug/L	50	45.9	92	60-140	
Trichlorofluoromethane	ug/L	50	54.3	109	60-140	
Vinyl chloride	ug/L	50	48.9	98	60-140	
1,2-Dichloroethane-d4 (S)	%			111	70-130	
4-Bromofluorobenzene (S)	%			102	70-130	

Results presented on this page are in the units indicated by the "Units" column except where an alternate unit is presented to the right of the result.

This report shall not be reproduced, except in full,
without the written consent of Pace Analytical Services, LLC.

Pace Analytical Services, LLC
9800 Kincey Ave. Suite 100
Huntersville, NC 28078
(704)875-9092

QUALITY CONTROL DATA

Project: 2020-L1-2448 INCIDENT
Pace Project No.: 92593515

LABORATORY CONTROL SAMPLE: 3583319

Parameter	Units	Spike Conc.	LCS Result	LCS % Rec	% Rec Limits	Qualifiers
Toluene-d8 (S)	%			97	70-130	

MATRIX SPIKE & MATRIX SPIKE DUPLICATE: 3583320 3583321

Parameter	Units	92593507001 Result	MS Spike Conc.	MSD Spike Conc.	MS Result	MSD Result	MS % Rec	MSD % Rec	% Rec Limits	RPD	Max RPD	Qual
1,1,1,2-Tetrachloroethane	ug/L	ND	20	20	22.0	19.7	110	99	60-140	11	30	
1,1,1-Trichloroethane	ug/L	ND	20	20	25.5	23.2	127	116	60-140	9	30	
1,1,2,2-Tetrachloroethane	ug/L	ND	20	20	21.8	20.0	109	100	60-140	9	30	
1,1,2-Trichloroethane	ug/L	ND	20	20	21.1	18.9	105	94	60-140	11	30	
1,1-Dichloroethane	ug/L	ND	20	20	24.2	22.5	121	113	60-140	7	30	
1,1-Dichloroethene	ug/L	ND	20	20	24.8	23.2	124	116	60-140	7	30	
1,1-Dichloropropene	ug/L	ND	20	20	23.7	22.7	119	114	60-140	4	30	
1,2,3-Trichlorobenzene	ug/L	ND	20	20	17.9	18.4	89	92	60-140	3	30	
1,2,3-Trichloropropane	ug/L	ND	20	20	22.7	20.0	113	100	60-140	13	30	
1,2,4-Trichlorobenzene	ug/L	ND	20	20	18.2	19.1	91	96	60-140	5	30	
1,2,4-Trimethylbenzene	ug/L	ND	20	20	19.6	19.5	98	97	60-140	1	30	
1,2-Dibromo-3-chloropropane	ug/L	ND	20	20	20.2	18.8	101	94	60-140	8	30	
1,2-Dibromoethane (EDB)	ug/L	ND	20	20	22.5	20.7	113	104	60-140	8	30	
1,2-Dichlorobenzene	ug/L	ND	20	20	19.0	19.5	95	98	60-140	3	30	
1,2-Dichloroethane	ug/L	ND	20	20	23.5	22.3	118	111	60-140	5	30	
1,2-Dichloropropane	ug/L	ND	20	20	22.8	20.9	114	104	60-140	9	30	
1,3,5-Trimethylbenzene	ug/L	ND	20	20	19.5	19.6	98	98	60-140	0	30	
1,3-Dichlorobenzene	ug/L	ND	20	20	19.7	19.0	99	95	60-140	4	30	
1,3-Dichloropropane	ug/L	ND	20	20	22.4	20.2	112	101	60-140	10	30	
1,4-Dichlorobenzene	ug/L	ND	20	20	19.2	19.2	96	96	60-140	0	30	
2,2-Dichloropropane	ug/L	ND	20	20	22.9	21.0	114	105	60-140	9	30	
2-Chlorotoluene	ug/L	ND	20	20	20.7	20.5	103	102	60-140	1	30	
4-Chlorotoluene	ug/L	ND	20	20	19.8	19.4	99	97	60-140	2	30	
Benzene	ug/L	ND	20	20	22.2	20.5	111	102	60-140	8	30	
Bromobenzene	ug/L	ND	20	20	20.3	18.8	101	94	60-140	7	30	
Bromochloromethane	ug/L	ND	20	20	21.9	20.1	109	101	60-140	8	30	
Bromodichloromethane	ug/L	ND	20	20	22.5	20.7	112	103	60-140	8	30	
Bromoform	ug/L	ND	20	20	21.4	19.3	107	97	60-140	10	30	
Bromomethane	ug/L	ND	20	20	34.8	29.7	174	148	60-140	16	30	M1
Carbon tetrachloride	ug/L	ND	20	20	24.6	22.9	123	115	60-140	7	30	
Chlorobenzene	ug/L	ND	20	20	21.6	20.4	108	102	60-140	6	30	
Chloroethane	ug/L	ND	20	20	29.1	26.1	146	131	60-140	11	30	M1
Chloroform	ug/L	ND	20	20	23.5	21.9	118	110	60-140	7	30	
Chloromethane	ug/L	ND	20	20	18.4	17.1	92	85	60-140	8	30	
cis-1,2-Dichloroethene	ug/L	ND	20	20	23.9	22.3	120	111	60-140	7	30	
cis-1,3-Dichloropropene	ug/L	ND	20	20	21.4	20.1	107	100	60-140	6	30	
Dibromochloromethane	ug/L	ND	20	20	21.0	18.9	105	94	60-140	10	30	
Dibromomethane	ug/L	ND	20	20	22.2	20.1	111	100	60-140	10	30	

Results presented on this page are in the units indicated by the "Units" column except where an alternate unit is presented to the right of the result.

This report shall not be reproduced, except in full,
without the written consent of Pace Analytical Services, LLC.

Pace Analytical Services, LLC
9800 Kincey Ave. Suite 100
Huntersville, NC 28078
(704)875-9092

QUALITY CONTROL DATA

Project: 2020-L1-2448 INCIDENT
Pace Project No.: 92593515

MATRIX SPIKE & MATRIX SPIKE DUPLICATE: 3583320 3583321

Parameter	Units	92593507001 Result	MS Spike Conc.	MSD Spike Conc.	MS Result	MSD Result	MS % Rec	MSD % Rec	% Rec Limits	RPD	Max RPD	Qual
Dichlorodifluoromethane	ug/L	ND	20	20	15.5	14.9	78	75	60-140	4	30	
Diisopropyl ether	ug/L	ND	20	20	22.4	20.4	112	102	60-140	10	30	
Ethanol	ug/L	ND	800	800	849	831	106	104	60-140	2	30	
Ethylbenzene	ug/L	ND	20	20	22.9	21.4	115	107	60-140	7	30	
Hexachloro-1,3-butadiene	ug/L	ND	20	20	20.7	19.1	103	96	60-140	8	30	
Isopropylbenzene (Cumene)	ug/L	ND	20	20	22.4	21.9	112	109	60-140	2	30	
m&p-Xylene	ug/L	ND	40	40	45.0	43.7	112	109	60-140	3	30	
Methyl-tert-butyl ether	ug/L	ND	20	20	22.7	19.9	113	100	60-140	13	30	
Methylene Chloride	ug/L	ND	20	20	23.4	21.9	117	109	60-140	7	30	
n-Butylbenzene	ug/L	ND	20	20	19.2	19.6	96	98	60-140	2	30	
n-Propylbenzene	ug/L	ND	20	20	20.2	20.4	101	102	60-140	1	30	
Naphthalene	ug/L	ND	20	20	18.4	19.0	92	95	60-140	3	30	
o-Xylene	ug/L	ND	20	20	21.1	20.4	105	102	60-140	3	30	
sec-Butylbenzene	ug/L	ND	20	20	19.7	19.8	99	99	60-140	0	30	
Styrene	ug/L	ND	20	20	21.2	20.6	106	103	60-140	3	30	
tert-Butylbenzene	ug/L	ND	20	20	16.9	17.2	84	86	60-140	2	30	
Tetrachloroethene	ug/L	ND	20	20	20.9	20.3	105	101	60-140	3	30	
Toluene	ug/L	ND	20	20	21.5	20.5	108	102	60-140	5	30	
trans-1,2-Dichloroethene	ug/L	ND	20	20	24.1	22.7	121	113	60-140	6	30	
trans-1,3-Dichloropropene	ug/L	ND	20	20	21.9	19.6	109	98	60-140	11	30	
Trichloroethene	ug/L	ND	20	20	21.5	20.5	108	102	60-140	5	30	
Trichlorofluoromethane	ug/L	ND	20	20	25.7	24.4	129	122	60-140	5	30	
Vinyl chloride	ug/L	ND	20	20	22.0	21.0	110	105	60-140	5	30	
1,2-Dichloroethane-d4 (S)	%						110	117	70-130			
4-Bromofluorobenzene (S)	%						105	104	70-130			
Toluene-d8 (S)	%						99	100	70-130			

Results presented on this page are in the units indicated by the "Units" column except where an alternate unit is presented to the right of the result.

This report shall not be reproduced, except in full,
without the written consent of Pace Analytical Services, LLC.

Pace Analytical Services, LLC
9800 Kincey Ave. Suite 100
Huntersville, NC 28078
(704)875-9092

QUALIFIERS

Project: 2020-L1-2448 INCIDENT
Pace Project No.: 92593515

DEFINITIONS

DF - Dilution Factor, if reported, represents the factor applied to the reported data due to dilution of the sample aliquot.

ND - Not Detected at or above adjusted reporting limit.

TNTC - Too Numerous To Count

J - Estimated concentration above the adjusted method detection limit and below the adjusted reporting limit.

MDL - Adjusted Method Detection Limit.

PQL - Practical Quantitation Limit.

RL - Reporting Limit - The lowest concentration value that meets project requirements for quantitative data with known precision and bias for a specific analyte in a specific matrix.

S - Surrogate

1,2-Diphenylhydrazine decomposes to and cannot be separated from Azobenzene using Method 8270. The result for each analyte is a combined concentration.

Consistent with EPA guidelines, unrounded data are displayed and have been used to calculate % recovery and RPD values.

LCS(D) - Laboratory Control Sample (Duplicate)

MS(D) - Matrix Spike (Duplicate)

DUP - Sample Duplicate

RPD - Relative Percent Difference

NC - Not Calculable.

SG - Silica Gel - Clean-Up

U - Indicates the compound was analyzed for, but not detected.

Acid preservation may not be appropriate for 2 Chloroethylvinyl ether.

A separate vial preserved to a pH of 4-5 is recommended in SW846 Chapter 4 for the analysis of Acrolein and Acrylonitrile by EPA Method 8260.

N-Nitrosodiphenylamine decomposes and cannot be separated from Diphenylamine using Method 8270. The result reported for each analyte is a combined concentration.

Reported results are not rounded until the final step prior to reporting. Therefore, calculated parameters that are typically reported as "Total" may vary slightly from the sum of the reported component parameters.

Pace Analytical is TNI accredited. Contact your Pace PM for the current list of accredited analytes.

TNI - The NELAC Institute.

ANALYTE QUALIFIERS

M1	Matrix spike recovery exceeded QC limits. Batch accepted based on laboratory control sample (LCS) recovery.
N2	The lab does not hold NELAC/TNI accreditation for this parameter but other accreditations/certifications may apply. A complete list of accreditations/certifications is available upon request.

This report shall not be reproduced, except in full,
without the written consent of Pace Analytical Services, LLC.

Pace Analytical Services, LLC
9800 Kincey Ave. Suite 100
Huntersville, NC 28078
(704)875-9092

QUALITY CONTROL DATA CROSS REFERENCE TABLE

Project: 2020-L1-2448 INCIDENT
Pace Project No.: 92593515

Lab ID	Sample ID	QC Batch Method	QC Batch	Analytical Method	Analytical Batch
92593515001	**13835_AC_RD**	MADEP VPH	685459		
92593515001	**13835_AC_RD**	EPA 3010A	685222	EPA 6010D	685334
92593515001	**13835_AC_RD**	SM 6200B	685259		

This report shall not be reproduced, except in full,
without the written consent of Pace Analytical Services, LLC.

Pace Analytical

CHAIN-OF-CUSTODY Analytical Request Document

Chain-of-Custody is a LEGAL DOCUMENT - Complete all relevent fields

LAB USE ONLY- Affix Workorder/Login Label Here or List Pace Workorder Number or MTJL Log-in Number Here

ALL SHADED ARE

WO# : 92593515

92593515

Company: Apex Companies

Address:

Billing Information:

Report To: Andrew Street

Email To: andrew.street@apexcos.com

Copy To:

Site Collection Info/Address:

Customer Project Name/Number: 2020-LI-2448

State: NC / County/City: Huntersville

Time Zone Collected: [ ] PT [ ] MT [ ] CT [✓] ET

Phone:

Email:

Site/Facility ID #:

Compliance Monitoring? [ ] Yes [ ] No

Collected By (print): Roger Cantley

Collected By (signature): [signature]

Purchase Order #:

Quote #:

DW PWS ID #:

DW Location Code:

Turnaround Date Required: ASAP

Immediately Packed on Ice: [✓] Yes [ ] No

Sample Disposal: [✓] Dispose as appropriate [ ] Return [ ] Archive: ____ [ ] Hold: ____

Rush: [ ] Same Day [ ] Next Day [ ] 2 Day [ ] 3 Day [ ] 4 Day [ ] 5 Day (Expedite Charges Apply)

Field Filtered (if applicable): [ ] Yes [ ] No

Analysis: ____

* Matrix Codes (Insert in Matrix box below): Drinking Water (DW), Ground Water (GW), Wastewater (WW), Product (P), Soil/Solid (SL), Oil (OL), Wipe (WP), Air (AR), Tissue (TS), Bioassay (B), Vapor (V), Other (OT)

Container Preservative Type **

** Preservative Types: (1) nitric acid, (2) sulfuric acid, (3 (6) methanol, (7) sodium bisulfate, (8) sodium thiosulfat (C) ammonium hydroxide, (D) TSP, (U) Unpreserved, (O)

Analyses

Customer Sample ID	Matrix *	Comp / Grab	Collected (or Composite Start) Date	Collected (or Composite Start) Time	Composite End Date	Composite End Time	Res Cl	# of Ctns	VOCs 6200B	MADEP VPH	Lead
13835_AC_RD	DW	G	3/15/22	1340	—	—	—	8	X	X	X

Lab Sample Receipt Checklist:

Custody Seals Present/Intact	Y	N	NA
Custody Signatures Present	Y	N	NA
Collector Signature Present	Y	N	NA
Bottles Intact	Y	N	NA
Correct Bottles	Y	N	NA
Sufficient Volume	Y	N	NA
Samples Received on Ice	Y	N	NA
VOA - Headspace Acceptable	Y	N	NA
USDA Regulated Soils	Y	N	NA
Samples in Holding Time	Y	N	NA
Residual Chlorine Present	Y	N	NA
Cl Strips: ____			
Sample pH Acceptable	Y	N	NA
pH Strips: 223819A ✓			
Sulfide Present	Y	N	NA
Lead Acetate Strips: ____			

LAB USE ONLY:
Lab Sample # / Comments:

92593515
W1

Customer Remarks / Special Conditions / Possible Hazards:

Type of Ice Used: Wet Blue Dry None

Packing Material Used: BB

Radchem sample(s) screened (<500 cpm): Y N NA

SHORT HOLDS PRESENT (<72 hours): Y N N/A

Lab Tracking #: 2696705

Samples received via: FEDEX UPS Client Courier Pace Courier

Lab Sample Temperature Info:
Temp Blank Received: Y N NA
Therm ID#: 92-T064
Cooler 1 Temp Upon Receipt: 1.3 oC
Cooler 1 Therm Corr. Factor: 0 oC
Cooler 1 Corrected Temp: 1.3 oC
Comments:

Relinquished by/Company: (Signature)	Date/Time:	Received by/Company: (Signature)	Date/Time:
[signature] Apex	3-15-22 1513	J B Pace Hu	3/15/22 1513
Relinquished by/Company: (Signature)	Date/Time:	Received by/Company: (Signature)	Date/Time:
Relinquished by/Company: (Signature)	Date/Time:	Received by/Company: (Signature)	Date/Time:

MTJL LAB USE ONLY
Table #:
Acctnum:
Template:
Prelogin:
PM:
PB:

Trip Blank Received: Y N NA
HCL MeOH TSP Other

Non Conformance(s): YES / NO

Page: 1 of: 1

***Check mark top half of box if pH and/or dechlorination is verified and within the acceptance range for preservation samples.**

Exceptions: VOA, Coliform, TOC, Oil and Grease, DRO/8015 (water) DOC, LLHg

****Bottom half of box is to list number of bottles**

Project # **WO# : 92593515**

PM: AMB Due Date: 03/22/22

CLIENT: 92-APEX MOOR

Item#	BP4U-125 mL Plastic Unpreserved (N/A) (Cl-)	BP3U-250 mL Plastic Unpreserved (N/A)	BP2U-500 mL Plastic Unpreserved (N/A)	BP1U-1 liter Plastic Unpreserved (N/A)	BP4S-125 mL Plastic H2SO4 (pH < 2) (Cl-)	BP3N-250 mL plastic HNO3 (pH < 2)	BP4Z-125 mL Plastic ZN Acetate & NaOH (>9)	BP4B-125 mL Plastic NaOH (pH > 12) (Cl-)	WGFU-Wide-mouthed Glass jar Unpreserved	AG1U-1 liter Amber Unpreserved (N/A) (Cl-)	AG1H-1 liter Amber HCl (pH < 2)	AG3U-250 mL Amber Unpreserved (N/A) (Cl-)	AG1S-1 liter Amber H2SO4 (pH < 2)	AG3S-250 mL Amber H2SO4 (pH < 2)	AG3A(DG3A)-250 mL Amber NH4Cl (N/A)(Cl-)	DG9H-40 mL VOA HCl (N/A)	VG9T-40 mL VOA Na2S2O3 (N/A)	VG9U-40 mL VOA Unpreserved (N/A)	DG9P-40 mL VOA H3PO4 (N/A)	VOAK (3 vials per kit)-5035 kit (N/A)	V/GK(3 vials per kit)-VPH/Gas kit (N/A)	SP5T-125 mL Sterile Plastic (N/A – lab)	SP2T-250 mL Sterile Plastic (N/A – lab)		BP3A-250 mL Plastic (NH2)2SO4 (9.3-9.7)	AG0U-100 mL Amber Unpreserved vials (N/A)	VSGU-20 mL Scintillation vials (N/A)	DG9U-40 mL Amber Unpreserved vials (N/A)
1						✓										✓												
2																												
3																												
4																												
5																												
6																												
7																												
8																												
9																												
10																												
11																												
12																												

pH Adjustment Log for Preserved Samples

Sample ID	Type of Preservative	pH upon receipt	Date preservation adjusted	Time preservation adjusted	Amount of Preservative added	Lot #

Note: Whenever there is a discrepancy affecting North Carolina compliance samples, a copy of this form will be sent to the North Carolina DEHNR Certification Office (i.e. Out of hold, incorrect preservative, out of temp, incorrect containers.

Pace Analytical Services, LLC
9800 Kincey Ave. Suite 100
Huntersville, NC 28078
(704)875-9092

March 23, 2022

Andrew Street
Apex Companies - NC
5900 Northwoods Business Pkwy
Suite 5900-0
Charlotte, NC 28269

RE: Project: 2020-L1-2448 INCIDENT
Pace Project No.: 92593516

Dear Andrew Street:

Enclosed are the analytical results for sample(s) received by the laboratory on March 15, 2022. The results relate only to the samples included in this report. Results reported herein conform to the applicable TNI/NELAC Standards and the laboratory's Quality Manual, where applicable, unless otherwise noted in the body of the report.

The test results provided in this final report were generated by each of the following laboratories within the Pace Network:

- Pace Analytical Services - Asheville
- Pace Analytical Services - Charlotte

If you have any questions concerning this report, please feel free to contact me.

Sincerely,

Angela M. Baioni

Angela Baioni
angela.baioni@pacelabs.com
(704)875-9092
Project Manager

Enclosures

cc: J Culbreath, Colonial Pipeline Company
Naomi Fretz, APEX Companies, LLC
Robert Hughes, Colonial Pipeline
Jamie Moran, APEX Companies, LLC
Jeff Morrison, Colonial Pipeline Company
Tom Naumann, APEX Companies - NC
Joe Nicolette, Montrose-EPS
Kaitlyn Nootens, Apex Companies
Christopher Schultz, Apex Companies
Matt Teixeira, Apex Companies, LLC
Michael Verdon, Colonial Pipeline Company
JM Wyatt, Colonial Pipeline Company

REPORT OF LABORATORY ANALYSIS

This report shall not be reproduced, except in full,
without the written consent of Pace Analytical Services, LLC.

Pace Analytical Services, LLC
9800 Kincey Ave. Suite 100
Huntersville, NC 28078
(704)875-9092

CERTIFICATIONS

Project: 2020-L1-2448 INCIDENT
Pace Project No.: 92593516

Pace Analytical Services Charlotte

South Carolina Laboratory ID: 99006
9800 Kincey Ave. Ste 100, Huntersville, NC 28078
North Carolina Drinking Water Certification #: 37706
North Carolina Field Services Certification #: 5342
North Carolina Wastewater Certification #: 12
South Carolina Laboratory ID: 99006
South Carolina Certification #: 99006001
South Carolina Drinking Water Cert. #: 99006003
Florida/NELAP Certification #: E87627
Kentucky UST Certification #: 84
Louisiana DoH Drinking Water #: LA029
Virginia/VELAP Certification #: 460221

Pace Analytical Services Asheville

2225 Riverside Drive, Asheville, NC 28804
Florida/NELAP Certification #: E87648
North Carolina Drinking Water Certification #: 37712
North Carolina Wastewater Certification #: 40
South Carolina Laboratory ID: 99030
South Carolina Certification #: 99030001
Virginia/VELAP Certification #: 460222

This report shall not be reproduced, except in full,
without the written consent of Pace Analytical Services, LLC.

Pace Analytical Services, LLC
9800 Kincey Ave. Suite 100
Huntersville, NC 28078
(704)875-9092

SAMPLE SUMMARY

Project: 2020-L1-2448 INCIDENT
Pace Project No.: 92593516

Lab ID	Sample ID	Matrix	Date Collected	Date Received
92593516001	**14401_HC_RD**	Water	03/15/22 11:45	03/15/22 15:13

This report shall not be reproduced, except in full,
without the written consent of Pace Analytical Services, LLC.

Pace Analytical Services, LLC
9800 Kincey Ave. Suite 100
Huntersville, NC 28078
(704)875-9092

SAMPLE ANALYTE COUNT

Project: 2020-L1-2448 INCIDENT
Pace Project No.: 92593516

Lab ID	Sample ID	Method	Analysts	Analytes Reported	Laboratory
92593516001	**14401_HC_RD**	MADEP VPH	MAD	6	PASI-C
		EPA 6010D	CBV	1	PASI-A
		SM 6200B	SAS	64	PASI-C

PASI-A = Pace Analytical Services - Asheville
PASI-C = Pace Analytical Services - Charlotte

This report shall not be reproduced, except in full,
without the written consent of Pace Analytical Services, LLC.

Pace Analytical Services, LLC
9800 Kincey Ave. Suite 100
Huntersville, NC 28078
(704)875-9092

ANALYTICAL RESULTS

Project: 2020-L1-2448 INCIDENT
Pace Project No.: 92593516

Sample: 14401_HC_RD **Lab ID: 92593516001** Collected: 03/15/22 11:45 Received: 03/15/22 15:13 Matrix: Water

Parameters	Results	Units	Report Limit	MDL	DF	Prepared	Analyzed	CAS No.	Qual
VPH NC Water	Analytical Method: MADEP VPH								
	Pace Analytical Services - Charlotte								
Total VPH (C5-C12)	ND	ug/L	50.0	50.0	1		03/17/22 15:00		N2
Aliphatic (C05-C08)	ND	ug/L	50.0	50.0	1		03/17/22 15:00		N2
Aliphatic(C09-C12) Adjusted	ND	ug/L	50.0	50.0	1		03/17/22 15:00		N2
Aromatic (C09-C10)	ND	ug/L	50.0	50.0	1		03/17/22 15:00		N2
Surrogates									
4-Bromofluorobenzene (FID) (S)	97	%	70-130		1		03/17/22 15:00	460-00-4	
4-Bromofluorobenzene (PID) (S)	93	%	70-130		1		03/17/22 15:00	460-00-4	
6010 MET ICP	Analytical Method: EPA 6010D Preparation Method: EPA 3010A								
	Pace Analytical Services - Asheville								
Lead	ND	ug/L	5.0	4.5	1	03/17/22 03:10	03/18/22 02:15	7439-92-1	
6200B MSV	Analytical Method: SM 6200B								
	Pace Analytical Services - Charlotte								
Benzene	ND	ug/L	0.50	0.34	1		03/17/22 17:21	71-43-2	
Bromobenzene	ND	ug/L	0.50	0.29	1		03/17/22 17:21	108-86-1	
Bromochloromethane	ND	ug/L	0.50	0.47	1		03/17/22 17:21	74-97-5	
Bromodichloromethane	ND	ug/L	0.50	0.31	1		03/17/22 17:21	75-27-4	
Bromoform	ND	ug/L	0.50	0.34	1		03/17/22 17:21	75-25-2	
Bromomethane	ND	ug/L	5.0	1.7	1		03/17/22 17:21	74-83-9	
n-Butylbenzene	ND	ug/L	0.50	0.49	1		03/17/22 17:21	104-51-8	
sec-Butylbenzene	ND	ug/L	0.50	0.40	1		03/17/22 17:21	135-98-8	
tert-Butylbenzene	ND	ug/L	0.50	0.32	1		03/17/22 17:21	98-06-6	
Carbon tetrachloride	ND	ug/L	0.50	0.33	1		03/17/22 17:21	56-23-5	
Chlorobenzene	ND	ug/L	0.50	0.28	1		03/17/22 17:21	108-90-7	
Chloroethane	ND	ug/L	1.0	0.65	1		03/17/22 17:21	75-00-3	
Chloroform	ND	ug/L	0.50	0.35	1		03/17/22 17:21	67-66-3	
Chloromethane	ND	ug/L	1.0	0.54	1		03/17/22 17:21	74-87-3	
2-Chlorotoluene	ND	ug/L	0.50	0.32	1		03/17/22 17:21	95-49-8	
4-Chlorotoluene	ND	ug/L	0.50	0.32	1		03/17/22 17:21	106-43-4	
1,2-Dibromo-3-chloropropane	ND	ug/L	1.0	0.34	1		03/17/22 17:21	96-12-8	
Dibromochloromethane	ND	ug/L	0.50	0.36	1		03/17/22 17:21	124-48-1	
1,2-Dibromoethane (EDB)	ND	ug/L	0.50	0.27	1		03/17/22 17:21	106-93-4	
Dibromomethane	ND	ug/L	0.50	0.39	1		03/17/22 17:21	74-95-3	
1,2-Dichlorobenzene	ND	ug/L	0.50	0.34	1		03/17/22 17:21	95-50-1	
1,3-Dichlorobenzene	ND	ug/L	0.50	0.34	1		03/17/22 17:21	541-73-1	
1,4-Dichlorobenzene	ND	ug/L	0.50	0.33	1		03/17/22 17:21	106-46-7	
Dichlorodifluoromethane	ND	ug/L	0.50	0.35	1		03/17/22 17:21	75-71-8	
1,1-Dichloroethane	ND	ug/L	0.50	0.37	1		03/17/22 17:21	75-34-3	
1,2-Dichloroethane	ND	ug/L	0.50	0.32	1		03/17/22 17:21	107-06-2	
1,1-Dichloroethene	ND	ug/L	0.50	0.35	1		03/17/22 17:21	75-35-4	
cis-1,2-Dichloroethene	ND	ug/L	0.50	0.38	1		03/17/22 17:21	156-59-2	
trans-1,2-Dichloroethene	ND	ug/L	0.50	0.40	1		03/17/22 17:21	156-60-5	
1,2-Dichloropropane	ND	ug/L	0.50	0.36	1		03/17/22 17:21	78-87-5	
1,3-Dichloropropane	ND	ug/L	0.50	0.28	1		03/17/22 17:21	142-28-9	

This report shall not be reproduced, except in full,
without the written consent of Pace Analytical Services, LLC.

Pace Analytical Services, LLC
9800 Kincey Ave. Suite 100
Huntersville, NC 28078
(704)875-9092

ANALYTICAL RESULTS

Project: 2020-L1-2448 INCIDENT
Pace Project No.: 92593516

Sample: 14401_HC_RD **Lab ID: 92593516001** Collected: 03/15/22 11:45 Received: 03/15/22 15:13 Matrix: Water

Parameters	Results	Units	Report Limit	MDL	DF	Prepared	Analyzed	CAS No.	Qual
6200B MSV	Analytical Method: SM 6200B								
	Pace Analytical Services - Charlotte								
2,2-Dichloropropane	ND	ug/L	0.50	0.39	1		03/17/22 17:21	594-20-7	
1,1-Dichloropropene	ND	ug/L	0.50	0.43	1		03/17/22 17:21	563-58-6	
cis-1,3-Dichloropropene	ND	ug/L	0.50	0.36	1		03/17/22 17:21	10061-01-5	
trans-1,3-Dichloropropene	ND	ug/L	0.50	0.36	1		03/17/22 17:21	10061-02-6	
Diisopropyl ether	ND	ug/L	0.50	0.31	1		03/17/22 17:21	108-20-3	
Ethanol	ND	ug/L	200	72.2	1		03/17/22 17:21	64-17-5	
Ethylbenzene	ND	ug/L	0.50	0.30	1		03/17/22 17:21	100-41-4	
Hexachloro-1,3-butadiene	ND	ug/L	2.0	1.5	1		03/17/22 17:21	87-68-3	
Isopropylbenzene (Cumene)	ND	ug/L	0.50	0.33	1		03/17/22 17:21	98-82-8	
Methylene Chloride	ND	ug/L	2.0	2.0	1		03/17/22 17:21	75-09-2	
Methyl-tert-butyl ether	ND	ug/L	0.50	0.42	1		03/17/22 17:21	1634-04-4	
Naphthalene	ND	ug/L	2.0	0.64	1		03/17/22 17:21	91-20-3	
n-Propylbenzene	ND	ug/L	0.50	0.34	1		03/17/22 17:21	103-65-1	
Styrene	ND	ug/L	0.50	0.29	1		03/17/22 17:21	100-42-5	
1,1,1,2-Tetrachloroethane	ND	ug/L	0.50	0.31	1		03/17/22 17:21	630-20-6	
1,1,2,2-Tetrachloroethane	ND	ug/L	0.50	0.22	1		03/17/22 17:21	79-34-5	
Tetrachloroethene	ND	ug/L	0.50	0.29	1		03/17/22 17:21	127-18-4	
Toluene	ND	ug/L	0.50	0.48	1		03/17/22 17:21	108-88-3	
1,2,3-Trichlorobenzene	ND	ug/L	2.0	0.81	1		03/17/22 17:21	87-61-6	
1,2,4-Trichlorobenzene	ND	ug/L	2.0	0.64	1		03/17/22 17:21	120-82-1	
1,1,1-Trichloroethane	ND	ug/L	0.50	0.33	1		03/17/22 17:21	71-55-6	
1,1,2-Trichloroethane	ND	ug/L	0.50	0.32	1		03/17/22 17:21	79-00-5	
Trichloroethene	ND	ug/L	0.50	0.38	1		03/17/22 17:21	79-01-6	
Trichlorofluoromethane	ND	ug/L	1.0	0.30	1		03/17/22 17:21	75-69-4	
1,2,3-Trichloropropane	ND	ug/L	0.50	0.26	1		03/17/22 17:21	96-18-4	
1,2,4-Trimethylbenzene	ND	ug/L	0.50	0.50	1		03/17/22 17:21	95-63-6	
1,3,5-Trimethylbenzene	ND	ug/L	0.50	0.33	1		03/17/22 17:21	108-67-8	
Vinyl chloride	ND	ug/L	1.0	0.39	1		03/17/22 17:21	75-01-4	
m&p-Xylene	ND	ug/L	1.0	0.71	1		03/17/22 17:21	179601-23-1	
o-Xylene	ND	ug/L	0.50	0.34	1		03/17/22 17:21	95-47-6	
Surrogates									
1,2-Dichloroethane-d4 (S)	101	%	70-130		1		03/17/22 17:21	17060-07-0	
4-Bromofluorobenzene (S)	102	%	70-130		1		03/17/22 17:21	460-00-4	
Toluene-d8 (S)	101	%	70-130		1		03/17/22 17:21	2037-26-5	

This report shall not be reproduced, except in full,
without the written consent of Pace Analytical Services, LLC.

Pace Analytical Services, LLC
9800 Kincey Ave. Suite 100
Huntersville, NC 28078
(704)875-9092

QUALITY CONTROL DATA

Project: 2020-L1-2448 INCIDENT
Pace Project No.: 92593516

QC Batch: 685459
QC Batch Method: MADEP VPH
Analysis Method: MADEP VPH
Analysis Description: VPH NC Water
Laboratory: Pace Analytical Services - Charlotte
Associated Lab Samples: 92593516001

METHOD BLANK: 3584283
Matrix: Water
Associated Lab Samples: 92593516001

Parameter	Units	Blank Result	Reporting Limit	MDL	Analyzed	Qualifiers
Aliphatic (C05-C08)	ug/L	ND	50.0	50.0	03/17/22 12:34	N2
Aromatic (C09-C10)	ug/L	ND	50.0	50.0	03/17/22 12:34	N2
4-Bromofluorobenzene (FID) (S)	%	96	70-130		03/17/22 12:34	
4-Bromofluorobenzene (PID) (S)	%	92	70-130		03/17/22 12:34	

LABORATORY CONTROL SAMPLE & LCSD: 3584284 3584285

Parameter	Units	Spike Conc.	LCS Result	LCSD Result	LCS % Rec	LCSD % Rec	% Rec Limits	RPD	Max RPD	Qualifiers
Aliphatic (C05-C08)	ug/L	300	281	299	94	100	70-130	6	25	N2
Aromatic (C09-C10)	ug/L	100	108	108	108	108	70-130	0	25	N2
4-Bromofluorobenzene (FID) (S)	%				97	96	70-130			
4-Bromofluorobenzene (PID) (S)	%				93	93	70-130			

Results presented on this page are in the units indicated by the "Units" column except where an alternate unit is presented to the right of the result.

This report shall not be reproduced, except in full,
without the written consent of Pace Analytical Services, LLC.

Pace Analytical Services, LLC
9800 Kincey Ave. Suite 100
Huntersville, NC 28078
(704)875-9092

QUALITY CONTROL DATA

Project: 2020-L1-2448 INCIDENT
Pace Project No.: 92593516

QC Batch: 685222
QC Batch Method: EPA 3010A
Analysis Method: EPA 6010D
Analysis Description: 6010 MET
Laboratory: Pace Analytical Services - Asheville
Associated Lab Samples: 92593516001

METHOD BLANK: 3583116 Matrix: Water
Associated Lab Samples: 92593516001

Parameter	Units	Blank Result	Reporting Limit	MDL	Analyzed	Qualifiers
Lead	ug/L	ND	5.0	4.5	03/18/22 01:22	

LABORATORY CONTROL SAMPLE: 3583117

Parameter	Units	Spike Conc.	LCS Result	LCS % Rec	% Rec Limits	Qualifiers
Lead	ug/L	500	478	96	80-120	

MATRIX SPIKE & MATRIX SPIKE DUPLICATE: 3583118 3583119

Parameter	Units	92591283029 Result	MS Spike Conc.	MSD Spike Conc.	MS Result	MSD Result	MS % Rec	MSD % Rec	% Rec Limits	RPD	Max RPD	Qual
Lead	ug/L	ND	500	500	460	461	91	91	75-125	0	20	

Results presented on this page are in the units indicated by the "Units" column except where an alternate unit is presented to the right of the result.

REPORT OF LABORATORY ANALYSIS

This report shall not be reproduced, except in full,
without the written consent of Pace Analytical Services, LLC.

Pace Analytical Services, LLC
9800 Kincey Ave. Suite 100
Huntersville, NC 28078
(704)875-9092

QUALITY CONTROL DATA

Project: 2020-L1-2448 INCIDENT
Pace Project No.: 92593516

QC Batch: 685259
QC Batch Method: SM 6200B
Analysis Method: SM 6200B
Analysis Description: 6200B MSV
Laboratory: Pace Analytical Services - Charlotte
Associated Lab Samples: 92593516001

METHOD BLANK: 3583318
Matrix: Water
Associated Lab Samples: 92593516001

Parameter	Units	Blank Result	Reporting Limit	MDL	Analyzed	Qualifiers
1,1,1,2-Tetrachloroethane	ug/L	ND	0.50	0.31	03/17/22 12:55	
1,1,1-Trichloroethane	ug/L	ND	0.50	0.33	03/17/22 12:55	
1,1,2,2-Tetrachloroethane	ug/L	ND	0.50	0.22	03/17/22 12:55	
1,1,2-Trichloroethane	ug/L	ND	0.50	0.32	03/17/22 12:55	
1,1-Dichloroethane	ug/L	ND	0.50	0.37	03/17/22 12:55	
1,1-Dichloroethene	ug/L	ND	0.50	0.35	03/17/22 12:55	
1,1-Dichloropropene	ug/L	ND	0.50	0.43	03/17/22 12:55	
1,2,3-Trichlorobenzene	ug/L	ND	2.0	0.81	03/17/22 12:55	
1,2,3-Trichloropropane	ug/L	ND	0.50	0.26	03/17/22 12:55	
1,2,4-Trichlorobenzene	ug/L	ND	2.0	0.64	03/17/22 12:55	
1,2,4-Trimethylbenzene	ug/L	ND	0.50	0.50	03/17/22 12:55	
1,2-Dibromo-3-chloropropane	ug/L	ND	1.0	0.34	03/17/22 12:55	
1,2-Dibromoethane (EDB)	ug/L	ND	0.50	0.27	03/17/22 12:55	
1,2-Dichlorobenzene	ug/L	ND	0.50	0.34	03/17/22 12:55	
1,2-Dichloroethane	ug/L	ND	0.50	0.32	03/17/22 12:55	
1,2-Dichloropropane	ug/L	ND	0.50	0.36	03/17/22 12:55	
1,3,5-Trimethylbenzene	ug/L	ND	0.50	0.33	03/17/22 12:55	
1,3-Dichlorobenzene	ug/L	ND	0.50	0.34	03/17/22 12:55	
1,3-Dichloropropane	ug/L	ND	0.50	0.28	03/17/22 12:55	
1,4-Dichlorobenzene	ug/L	ND	0.50	0.33	03/17/22 12:55	
2,2-Dichloropropane	ug/L	ND	0.50	0.39	03/17/22 12:55	
2-Chlorotoluene	ug/L	ND	0.50	0.32	03/17/22 12:55	
4-Chlorotoluene	ug/L	ND	0.50	0.32	03/17/22 12:55	
Benzene	ug/L	ND	0.50	0.34	03/17/22 12:55	
Bromobenzene	ug/L	ND	0.50	0.29	03/17/22 12:55	
Bromochloromethane	ug/L	ND	0.50	0.47	03/17/22 12:55	
Bromodichloromethane	ug/L	ND	0.50	0.31	03/17/22 12:55	
Bromoform	ug/L	ND	0.50	0.34	03/17/22 12:55	
Bromomethane	ug/L	ND	5.0	1.7	03/17/22 12:55	
Carbon tetrachloride	ug/L	ND	0.50	0.33	03/17/22 12:55	
Chlorobenzene	ug/L	ND	0.50	0.28	03/17/22 12:55	
Chloroethane	ug/L	ND	1.0	0.65	03/17/22 12:55	
Chloroform	ug/L	ND	0.50	0.35	03/17/22 12:55	
Chloromethane	ug/L	ND	1.0	0.54	03/17/22 12:55	
cis-1,2-Dichloroethene	ug/L	ND	0.50	0.38	03/17/22 12:55	
cis-1,3-Dichloropropene	ug/L	ND	0.50	0.36	03/17/22 12:55	
Dibromochloromethane	ug/L	ND	0.50	0.36	03/17/22 12:55	
Dibromomethane	ug/L	ND	0.50	0.39	03/17/22 12:55	
Dichlorodifluoromethane	ug/L	ND	0.50	0.35	03/17/22 12:55	
Diisopropyl ether	ug/L	ND	0.50	0.31	03/17/22 12:55	

Results presented on this page are in the units indicated by the "Units" column except where an alternate unit is presented to the right of the result.

This report shall not be reproduced, except in full,
without the written consent of Pace Analytical Services, LLC.

Pace Analytical Services, LLC
9800 Kincey Ave. Suite 100
Huntersville, NC 28078
(704)875-9092

QUALITY CONTROL DATA

Project: 2020-L1-2448 INCIDENT
Pace Project No.: 92593516

METHOD BLANK: 3583318 Matrix: Water
Associated Lab Samples: 92593516001

Parameter	Units	Blank Result	Reporting Limit	MDL	Analyzed	Qualifiers
Ethanol	ug/L	ND	200	72.2	03/17/22 12:55	
Ethylbenzene	ug/L	ND	0.50	0.30	03/17/22 12:55	
Hexachloro-1,3-butadiene	ug/L	ND	2.0	1.5	03/17/22 12:55	
Isopropylbenzene (Cumene)	ug/L	ND	0.50	0.33	03/17/22 12:55	
m&p-Xylene	ug/L	ND	1.0	0.71	03/17/22 12:55	
Methyl-tert-butyl ether	ug/L	ND	0.50	0.42	03/17/22 12:55	
Methylene Chloride	ug/L	ND	2.0	2.0	03/17/22 12:55	
n-Butylbenzene	ug/L	ND	0.50	0.49	03/17/22 12:55	
n-Propylbenzene	ug/L	ND	0.50	0.34	03/17/22 12:55	
Naphthalene	ug/L	ND	2.0	0.64	03/17/22 12:55	
o-Xylene	ug/L	ND	0.50	0.34	03/17/22 12:55	
sec-Butylbenzene	ug/L	ND	0.50	0.40	03/17/22 12:55	
Styrene	ug/L	ND	0.50	0.29	03/17/22 12:55	
tert-Butylbenzene	ug/L	ND	0.50	0.32	03/17/22 12:55	
Tetrachloroethene	ug/L	ND	0.50	0.29	03/17/22 12:55	
Toluene	ug/L	ND	0.50	0.48	03/17/22 12:55	
trans-1,2-Dichloroethene	ug/L	ND	0.50	0.40	03/17/22 12:55	
trans-1,3-Dichloropropene	ug/L	ND	0.50	0.36	03/17/22 12:55	
Trichloroethene	ug/L	ND	0.50	0.38	03/17/22 12:55	
Trichlorofluoromethane	ug/L	ND	1.0	0.30	03/17/22 12:55	
Vinyl chloride	ug/L	ND	1.0	0.39	03/17/22 12:55	
1,2-Dichloroethane-d4 (S)	%	101	70-130		03/17/22 12:55	
4-Bromofluorobenzene (S)	%	101	70-130		03/17/22 12:55	
Toluene-d8 (S)	%	99	70-130		03/17/22 12:55	

LABORATORY CONTROL SAMPLE: 3583319

Parameter	Units	Spike Conc.	LCS Result	LCS % Rec	% Rec Limits	Qualifiers
1,1,1,2-Tetrachloroethane	ug/L	50	48.4	97	60-140	
1,1,1-Trichloroethane	ug/L	50	53.1	106	60-140	
1,1,2,2-Tetrachloroethane	ug/L	50	47.5	95	60-140	
1,1,2-Trichloroethane	ug/L	50	45.6	91	60-140	
1,1-Dichloroethane	ug/L	50	49.3	99	60-140	
1,1-Dichloroethene	ug/L	50	51.4	103	60-140	
1,1-Dichloropropene	ug/L	50	55.6	111	60-140	
1,2,3-Trichlorobenzene	ug/L	50	48.2	96	60-140	
1,2,3-Trichloropropane	ug/L	50	48.2	96	60-140	
1,2,4-Trichlorobenzene	ug/L	50	47.3	95	60-140	
1,2,4-Trimethylbenzene	ug/L	50	46.0	92	60-140	
1,2-Dibromo-3-chloropropane	ug/L	50	46.3	93	60-140	
1,2-Dibromoethane (EDB)	ug/L	50	50.2	100	60-140	
1,2-Dichlorobenzene	ug/L	50	46.2	92	60-140	
1,2-Dichloroethane	ug/L	50	51.2	102	60-140	
1,2-Dichloropropane	ug/L	50	47.5	95	60-140	

Results presented on this page are in the units indicated by the "Units" column except where an alternate unit is presented to the right of the result.

This report shall not be reproduced, except in full,
without the written consent of Pace Analytical Services, LLC.

Pace Analytical Services, LLC
9800 Kincey Ave. Suite 100
Huntersville, NC 28078
(704)875-9092

QUALITY CONTROL DATA

Project: 2020-L1-2448 INCIDENT
Pace Project No.: 92593516

LABORATORY CONTROL SAMPLE: 3583319

Parameter	Units	Spike Conc.	LCS Result	LCS % Rec	% Rec Limits	Qualifiers
1,3,5-Trimethylbenzene	ug/L	50	46.2	92	60-140	
1,3-Dichlorobenzene	ug/L	50	45.0	90	60-140	
1,3-Dichloropropane	ug/L	50	50.3	101	60-140	
1,4-Dichlorobenzene	ug/L	50	45.8	92	60-140	
2,2-Dichloropropane	ug/L	50	51.2	102	60-140	
2-Chlorotoluene	ug/L	50	46.8	94	60-140	
4-Chlorotoluene	ug/L	50	45.2	90	60-140	
Benzene	ug/L	50	46.1	92	60-140	
Bromobenzene	ug/L	50	45.5	91	60-140	
Bromochloromethane	ug/L	50	45.3	91	60-140	
Bromodichloromethane	ug/L	50	46.5	93	60-140	
Bromoform	ug/L	50	49.8	100	60-140	
Bromomethane	ug/L	50	54.8	110	60-140	
Carbon tetrachloride	ug/L	50	50.4	101	60-140	
Chlorobenzene	ug/L	50	46.3	93	60-140	
Chloroethane	ug/L	50	62.1	124	60-140	
Chloroform	ug/L	50	48.6	97	60-140	
Chloromethane	ug/L	50	43.6	87	60-140	
cis-1,2-Dichloroethene	ug/L	50	51.0	102	60-140	
cis-1,3-Dichloropropene	ug/L	50	48.7	97	60-140	
Dibromochloromethane	ug/L	50	48.6	97	60-140	
Dibromomethane	ug/L	50	47.7	95	60-140	
Dichlorodifluoromethane	ug/L	50	48.6	97	60-140	
Diisopropyl ether	ug/L	50	49.7	99	60-140	
Ethanol	ug/L	2000	1960	98	60-140	
Ethylbenzene	ug/L	50	48.0	96	60-140	
Hexachloro-1,3-butadiene	ug/L	50	49.8	100	60-140	
Isopropylbenzene (Cumene)	ug/L	50	48.6	97	60-140	
m&p-Xylene	ug/L	100	95.9	96	60-140	
Methyl-tert-butyl ether	ug/L	50	55.0	110	60-140	
Methylene Chloride	ug/L	50	49.2	98	60-140	
n-Butylbenzene	ug/L	50	46.9	94	60-140	
n-Propylbenzene	ug/L	50	47.3	95	60-140	
Naphthalene	ug/L	50	47.6	95	60-140	
o-Xylene	ug/L	50	46.0	92	60-140	
sec-Butylbenzene	ug/L	50	46.8	94	60-140	
Styrene	ug/L	50	46.7	93	60-140	
tert-Butylbenzene	ug/L	50	39.3	79	60-140	
Tetrachloroethene	ug/L	50	46.1	92	60-140	
Toluene	ug/L	50	43.6	87	60-140	
trans-1,2-Dichloroethene	ug/L	50	51.3	103	60-140	
trans-1,3-Dichloropropene	ug/L	50	49.2	98	60-140	
Trichloroethene	ug/L	50	45.9	92	60-140	
Trichlorofluoromethane	ug/L	50	54.3	109	60-140	
Vinyl chloride	ug/L	50	48.9	98	60-140	
1,2-Dichloroethane-d4 (S)	%			111	70-130	
4-Bromofluorobenzene (S)	%			102	70-130	

Results presented on this page are in the units indicated by the "Units" column except where an alternate unit is presented to the right of the result.

This report shall not be reproduced, except in full,
without the written consent of Pace Analytical Services, LLC.

Pace Analytical Services, LLC
9800 Kincey Ave. Suite 100
Huntersville, NC 28078
(704)875-9092

QUALITY CONTROL DATA

Project: 2020-L1-2448 INCIDENT
Pace Project No.: 92593516

LABORATORY CONTROL SAMPLE: 3583319

Parameter	Units	Spike Conc.	LCS Result	LCS % Rec	% Rec Limits	Qualifiers
Toluene-d8 (S)	%			97	70-130	

MATRIX SPIKE & MATRIX SPIKE DUPLICATE: 3583320 3583321

Parameter	Units	92593507001 Result	MS Spike Conc.	MSD Spike Conc.	MS Result	MSD Result	MS % Rec	MSD % Rec	% Rec Limits	RPD	Max RPD	Qual
1,1,1,2-Tetrachloroethane	ug/L	ND	20	20	22.0	19.7	110	99	60-140	11	30	
1,1,1-Trichloroethane	ug/L	ND	20	20	25.5	23.2	127	116	60-140	9	30	
1,1,2,2-Tetrachloroethane	ug/L	ND	20	20	21.8	20.0	109	100	60-140	9	30	
1,1,2-Trichloroethane	ug/L	ND	20	20	21.1	18.9	105	94	60-140	11	30	
1,1-Dichloroethane	ug/L	ND	20	20	24.2	22.5	121	113	60-140	7	30	
1,1-Dichloroethene	ug/L	ND	20	20	24.8	23.2	124	116	60-140	7	30	
1,1-Dichloropropene	ug/L	ND	20	20	23.7	22.7	119	114	60-140	4	30	
1,2,3-Trichlorobenzene	ug/L	ND	20	20	17.9	18.4	89	92	60-140	3	30	
1,2,3-Trichloropropane	ug/L	ND	20	20	22.7	20.0	113	100	60-140	13	30	
1,2,4-Trichlorobenzene	ug/L	ND	20	20	18.2	19.1	91	96	60-140	5	30	
1,2,4-Trimethylbenzene	ug/L	ND	20	20	19.6	19.5	98	97	60-140	1	30	
1,2-Dibromo-3-chloropropane	ug/L	ND	20	20	20.2	18.8	101	94	60-140	8	30	
1,2-Dibromoethane (EDB)	ug/L	ND	20	20	22.5	20.7	113	104	60-140	8	30	
1,2-Dichlorobenzene	ug/L	ND	20	20	19.0	19.5	95	98	60-140	3	30	
1,2-Dichloroethane	ug/L	ND	20	20	23.5	22.3	118	111	60-140	5	30	
1,2-Dichloropropane	ug/L	ND	20	20	22.8	20.9	114	104	60-140	9	30	
1,3,5-Trimethylbenzene	ug/L	ND	20	20	19.5	19.6	98	98	60-140	0	30	
1,3-Dichlorobenzene	ug/L	ND	20	20	19.7	19.0	99	95	60-140	4	30	
1,3-Dichloropropane	ug/L	ND	20	20	22.4	20.2	112	101	60-140	10	30	
1,4-Dichlorobenzene	ug/L	ND	20	20	19.2	19.2	96	96	60-140	0	30	
2,2-Dichloropropane	ug/L	ND	20	20	22.9	21.0	114	105	60-140	9	30	
2-Chlorotoluene	ug/L	ND	20	20	20.7	20.5	103	102	60-140	1	30	
4-Chlorotoluene	ug/L	ND	20	20	19.8	19.4	99	97	60-140	2	30	
Benzene	ug/L	ND	20	20	22.2	20.5	111	102	60-140	8	30	
Bromobenzene	ug/L	ND	20	20	20.3	18.8	101	94	60-140	7	30	
Bromochloromethane	ug/L	ND	20	20	21.9	20.1	109	101	60-140	8	30	
Bromodichloromethane	ug/L	ND	20	20	22.5	20.7	112	103	60-140	8	30	
Bromoform	ug/L	ND	20	20	21.4	19.3	107	97	60-140	10	30	
Bromomethane	ug/L	ND	20	20	34.8	29.7	174	148	60-140	16	30	M1
Carbon tetrachloride	ug/L	ND	20	20	24.6	22.9	123	115	60-140	7	30	
Chlorobenzene	ug/L	ND	20	20	21.6	20.4	108	102	60-140	6	30	
Chloroethane	ug/L	ND	20	20	29.1	26.1	146	131	60-140	11	30	M1
Chloroform	ug/L	ND	20	20	23.5	21.9	118	110	60-140	7	30	
Chloromethane	ug/L	ND	20	20	18.4	17.1	92	85	60-140	8	30	
cis-1,2-Dichloroethene	ug/L	ND	20	20	23.9	22.3	120	111	60-140	7	30	
cis-1,3-Dichloropropene	ug/L	ND	20	20	21.4	20.1	107	100	60-140	6	30	
Dibromochloromethane	ug/L	ND	20	20	21.0	18.9	105	94	60-140	10	30	
Dibromomethane	ug/L	ND	20	20	22.2	20.1	111	100	60-140	10	30	

Results presented on this page are in the units indicated by the "Units" column except where an alternate unit is presented to the right of the result.

REPORT OF LABORATORY ANALYSIS

This report shall not be reproduced, except in full,
without the written consent of Pace Analytical Services, LLC.

Pace Analytical Services, LLC
9800 Kincey Ave. Suite 100
Huntersville, NC 28078
(704)875-9092

QUALITY CONTROL DATA

Project: 2020-L1-2448 INCIDENT
Pace Project No.: 92593516

MATRIX SPIKE & MATRIX SPIKE DUPLICATE: 3583320 3583321

Parameter	Units	92593507001 Result	MS Spike Conc.	MSD Spike Conc.	MS Result	MSD Result	MS % Rec	MSD % Rec	% Rec Limits	RPD	Max RPD	Qual
Dichlorodifluoromethane	ug/L	ND	20	20	15.5	14.9	78	75	60-140	4	30	
Diisopropyl ether	ug/L	ND	20	20	22.4	20.4	112	102	60-140	10	30	
Ethanol	ug/L	ND	800	800	849	831	106	104	60-140	2	30	
Ethylbenzene	ug/L	ND	20	20	22.9	21.4	115	107	60-140	7	30	
Hexachloro-1,3-butadiene	ug/L	ND	20	20	20.7	19.1	103	96	60-140	8	30	
Isopropylbenzene (Cumene)	ug/L	ND	20	20	22.4	21.9	112	109	60-140	2	30	
m&p-Xylene	ug/L	ND	40	40	45.0	43.7	112	109	60-140	3	30	
Methyl-tert-butyl ether	ug/L	ND	20	20	22.7	19.9	113	100	60-140	13	30	
Methylene Chloride	ug/L	ND	20	20	23.4	21.9	117	109	60-140	7	30	
n-Butylbenzene	ug/L	ND	20	20	19.2	19.6	96	98	60-140	2	30	
n-Propylbenzene	ug/L	ND	20	20	20.2	20.4	101	102	60-140	1	30	
Naphthalene	ug/L	ND	20	20	18.4	19.0	92	95	60-140	3	30	
o-Xylene	ug/L	ND	20	20	21.1	20.4	105	102	60-140	3	30	
sec-Butylbenzene	ug/L	ND	20	20	19.7	19.8	99	99	60-140	0	30	
Styrene	ug/L	ND	20	20	21.2	20.6	106	103	60-140	3	30	
tert-Butylbenzene	ug/L	ND	20	20	16.9	17.2	84	86	60-140	2	30	
Tetrachloroethene	ug/L	ND	20	20	20.9	20.3	105	101	60-140	3	30	
Toluene	ug/L	ND	20	20	21.5	20.5	108	102	60-140	5	30	
trans-1,2-Dichloroethene	ug/L	ND	20	20	24.1	22.7	121	113	60-140	6	30	
trans-1,3-Dichloropropene	ug/L	ND	20	20	21.9	19.6	109	98	60-140	11	30	
Trichloroethene	ug/L	ND	20	20	21.5	20.5	108	102	60-140	5	30	
Trichlorofluoromethane	ug/L	ND	20	20	25.7	24.4	129	122	60-140	5	30	
Vinyl chloride	ug/L	ND	20	20	22.0	21.0	110	105	60-140	5	30	
1,2-Dichloroethane-d4 (S)	%						110	117	70-130			
4-Bromofluorobenzene (S)	%						105	104	70-130			
Toluene-d8 (S)	%						99	100	70-130			

Results presented on this page are in the units indicated by the "Units" column except where an alternate unit is presented to the right of the result.

This report shall not be reproduced, except in full,
without the written consent of Pace Analytical Services, LLC.

Pace Analytical Services, LLC
9800 Kincey Ave. Suite 100
Huntersville, NC 28078
(704)875-9092

QUALIFIERS

Project: 2020-L1-2448 INCIDENT
Pace Project No.: 92593516

DEFINITIONS

DF - Dilution Factor, if reported, represents the factor applied to the reported data due to dilution of the sample aliquot.

ND - Not Detected at or above adjusted reporting limit.

TNTC - Too Numerous To Count

J - Estimated concentration above the adjusted method detection limit and below the adjusted reporting limit.

MDL - Adjusted Method Detection Limit.

PQL - Practical Quantitation Limit.

RL - Reporting Limit - The lowest concentration value that meets project requirements for quantitative data with known precision and bias for a specific analyte in a specific matrix.

S - Surrogate

1,2-Diphenylhydrazine decomposes to and cannot be separated from Azobenzene using Method 8270. The result for each analyte is a combined concentration.

Consistent with EPA guidelines, unrounded data are displayed and have been used to calculate % recovery and RPD values.

LCS(D) - Laboratory Control Sample (Duplicate)

MS(D) - Matrix Spike (Duplicate)

DUP - Sample Duplicate

RPD - Relative Percent Difference

NC - Not Calculable.

SG - Silica Gel - Clean-Up

U - Indicates the compound was analyzed for, but not detected.

Acid preservation may not be appropriate for 2 Chloroethylvinyl ether.

A separate vial preserved to a pH of 4-5 is recommended in SW846 Chapter 4 for the analysis of Acrolein and Acrylonitrile by EPA Method 8260.

N-Nitrosodiphenylamine decomposes and cannot be separated from Diphenylamine using Method 8270. The result reported for each analyte is a combined concentration.

Reported results are not rounded until the final step prior to reporting. Therefore, calculated parameters that are typically reported as "Total" may vary slightly from the sum of the reported component parameters.

Pace Analytical is TNI accredited. Contact your Pace PM for the current list of accredited analytes.

TNI - The NELAC Institute.

ANALYTE QUALIFIERS

M1	Matrix spike recovery exceeded QC limits. Batch accepted based on laboratory control sample (LCS) recovery.
N2	The lab does not hold NELAC/TNI accreditation for this parameter but other accreditations/certifications may apply. A complete list of accreditations/certifications is available upon request.

This report shall not be reproduced, except in full,
without the written consent of Pace Analytical Services, LLC.

Pace Analytical Services, LLC
9800 Kincey Ave. Suite 100
Huntersville, NC 28078
(704)875-9092

QUALITY CONTROL DATA CROSS REFERENCE TABLE

Project: 2020-L1-2448 INCIDENT
Pace Project No.: 92593516

Lab ID	Sample ID	QC Batch Method	QC Batch	Analytical Method	Analytical Batch
92593516001	**14401_HC_RD**	MADEP VPH	685459		
92593516001	**14401_HC_RD**	EPA 3010A	685222	EPA 6010D	685334
92593516001	**14401_HC_RD**	SM 6200B	685259		

This report shall not be reproduced, except in full,
without the written consent of Pace Analytical Services, LLC.

Pace Analytical

CHAIN-OF-CUSTODY Analytical Request Document

Chain-of-Custody is a LEGAL DOCUMENT - Complete all relevent fields

LAB USE ONLY- Affix Workorder/Login Label Here or List Pace Workorder Number or MTJL Log-in Number Here

WO# : 92593516

92593516

ALL SHAD

Container Preservative T

** Preservative Types: (1) nitric acid, (2) sul
(6) methanol, (7) sodium bisulfate, (8) sodium thiosulfate, (9) hexane, (A) ascorbic acid, (B) ammonium sulfate, (C) ammonium hydroxide, (D) TSP, (U) Unpreserved, (O) Other _____

Company: Apex Companies

Billing Information:

Address:

Report To: Andrew Street

Email To: andrew.street@apexcos.com

Copy To:

Site Collection Info/Address:

Customer Project Name/Number: 2020-LI-2448

State: NC County/City: Huntersville Time Zone Collected: [ ] PT [ ] MT [ ] CT [✓] ET

Phone:
Email:

Site/Facility ID #:

Compliance Monitoring? [ ] Yes [ ] No

Collected By (print): Roger Cantley

Purchase Order #:
Quote #:

DW PWS ID #:
DW Location Code:

Collected By (signature): RLCantley

Turnaround Date Required: ASAP

Immediately Packed on Ice: [✓] Yes [ ] No

Sample Disposal: [✓] Dispose as appropriate [ ] Return
[ ] Archive: _____
[ ] Hold: _____

Rush: [ ] Same Day [ ] Next Day [ ] 2 Day [ ] 3 Day [ ] 4 Day [ ] 5 Day (Expedite Charges Apply)

Field Filtered (if applicable): [ ] Yes [ ] No
Analysis: _____

* Matrix Codes (Insert in Matrix box below): Drinking Water (DW), Ground Water (GW), Wastewater (WW), Product (P), Soil/Solid (SL), Oil (OL), Wipe (WP), Air (AR), Tissue (TS), Bioassay (B), Vapor (V), Other (OT)

Customer Sample ID	Matrix *	Comp / Grab	Collected (or Composite Start) Date	Collected (or Composite Start) Time	Composite End Date	Composite End Time	Res Cl	# of Ctns	VOCs 6200B	MADEP VPH	Lead
14401_HC_RD	DW	G	3/15/22	1145	—	—		8	X	X	X

Analyses

Lab Profile/Line:

Lab Sample Receipt Checklist:

Custody Seals Present/Intact	Y	(N)	NA
Custody Signatures Present	Y	N	NA
Collector Signature Present	Y	N	NA
Bottles Intact	Y	N	NA
Correct Bottles	Y	N	NA
Sufficient Volume	Y	N	NA
Samples Received on Ice	Y	N	NA
VOA - Headspace Acceptable	Y	N	NA
USDA Regulated Soils	Y	N	(NA)
Samples in Holding Time	(Y)	N	NA
Residual Chlorine Present	Y	N	(NA)
Cl Strips: _____			
Sample pH Acceptable	Y	N	NA
pH Strips: 223819AV			
Sulfide Present	Y	N	(NA)
Lead Acetate Strips: _____			

LAB USE ONLY:
Lab Sample # / Comments:
92593516
(VOI)

Customer Remarks / Special Conditions / Possible Hazards:

Type of Ice Used: Wet Blue Dry None

Packing Material Used: BD

Radchem sample(s) screened (<500 cpm): Y N (NA)

SHORT HOLDS PRESENT (<72 hours): Y (N) N/A

Lab Tracking #: 2696704

Samples received via: FEDEX UPS (Client) Courier Pace Courier

Lab Sample Temperature Info:
Temp Blank Received: Y (N) NA
Therm ID#: D2T064
Cooler 1 Temp Upon Receipt: 1.3 oC
Cooler 1 Therm Corr. Factor: 0 oC
Cooler 1 Corrected Temp: 1.3 oC
Comments:

Relinquished by/Company: (Signature)	Date/Time:	Received by/Company: (Signature)	Date/Time:
RLCantley Apex	3-15-22 1513	J B Pace HC	3/15/22 1513
Relinquished by/Company: (Signature)	Date/Time:	Received by/Company: (Signature)	Date/Time:
Relinquished by/Company: (Signature)	Date/Time:	Received by/Company: (Signature)	Date/Time:

MTJL LAB USE ONLY
Table #:
Acctnum:
Template:
Prelogin:
PM:
PB:

Trip Blank Received: Y (N) NA
HCL MeOH TSP Other

Non Conformance(s): YES / (NO)

Page: 1 of: 1

***Check mark top half of box if pH and/or dechlorination is verified and within the acceptance range for preservation samples.**

Exceptions: VOA, Coliform, TOC, Oil and Grease, DRO/8015 (water) DOC, LLHg

****Bottom half of box is to list number of bottles**

Project # WO#: 92593516

PM: AMB Due Date: 03/22/22

CLIENT: 92-APEX MOOR

Item#	BP4U-125 mL Plastic Unpreserved (N/A) (Cl-)	BP3U-250 mL Plastic Unpreserved (N/A)	BP2U-500 mL Plastic Unpreserved (N/A)	BP1U-1 liter Plastic Unpreserved (N/A)	BP4S-125 mL Plastic H2SO4 (pH < 2) (Cl-)	BP3N-250 mL plastic HNO3 (pH < 2)	BP4Z-125 mL Plastic ZN Acetate & NaOH (>9)	BP4B-125 mL Plastic NaOH (pH > 12) (Cl-)	WGFU-Wide-mouthed Glass jar Unpreserved	AG1U-1 liter Amber Unpreserved (N/A) (Cl-)	AG1H-1 liter Amber HCl (pH < 2)	AG3U-250 mL Amber Unpreserved (N/A) (Cl-)	AG1S-1 liter Amber H2SO4 (pH < 2)	AG3S-250 mL Amber H2SO4 (pH < 2)	AG3A(DG3A)-250 mL Amber NH4Cl (N/A)(Cl-)	DG9H-40 mL VOA HCl (N/A)	VG9T-40 mL VOA Na2S2O3 (N/A)	VG9U-40 mL VOA Unpreserved (N/A)	DG9P-40 mL VOA H3PO4 (N/A)	VOAK (3 vials per kit)-5035 kit (N/A)	V/GK (3 vials per kit)-VPH/Gas kit (N/A)	SP5T-125 mL Sterile Plastic (N/A – lab)	SP2T-250 mL Sterile Plastic (N/A – lab)		BP3A-250 mL Plastic (NH2)2SO4 (9.3-9.7)	AG0U-100 mL Amber Unpreserved vials (N/A)	VSGU-20 mL Scintillation vials (N/A)	DG9U-40 mL Amber Unpreserved vials (N/A)
1						✓										7												
2																												
3																												
4																												
5																												
6																												
7																												
8																												
9																												
10																												
11																												
12																												

pH Adjustment Log for Preserved Samples

Sample ID	Type of Preservative	pH upon receipt	Date preservation adjusted	Time preservation adjusted	Amount of Preservative added	Lot #

Note: Whenever there is a discrepancy affecting North Carolina compliance samples, a copy of this form will be sent to the North Carolina DEHNR Certification Office (I.e. Out of hold, incorrect preservative, out of temp, incorrect containers.

Pace Analytical Services, LLC
9800 Kincey Ave. Suite 100
Huntersville, NC 28078
(704)875-9092

February 24, 2022

Alex Testoff
Montrose Environmental Group, Inc.
400 Northridge Rd.
Suite 400
Atlanta, GA 30350

RE: Project: PROJ 00211
Pace Project No.: 92589870

Dear Alex Testoff:

Enclosed are the analytical results for sample(s) received by the laboratory on February 23, 2022. The results relate only to the samples included in this report. Results reported herein conform to the applicable TNI/NELAC Standards and the laboratory's Quality Manual, where applicable, unless otherwise noted in the body of the report.

The test results provided in this final report were generated by each of the following laboratories within the Pace Network:

- Pace Analytical Services - Charlotte

If you have any questions concerning this report, please feel free to contact me.

Sincerely,

Bonnie Vang

Bonnie Vang
bonnie.vang@pacelabs.com
(704)875-9092
Project Manager

Enclosures

cc: Cole Cates, Environmental Planning Specialists, Inc.
J Culbreath, Colonial Pipeline Company
Robert Hughes, Colonial Pipeline Company
Cam Lee, Montrose Environmental Group
Jamie Moran, APEX Companies, LLC
Jeff Morrison, Colonial Pipeline Company
Nicholas Nelson, Montrose Environmental Group, Inc.
Andrew Street, Apex Companies - NC
JM Wyatt, Colonial Pipeline Company

This report shall not be reproduced, except in full,
without the written consent of Pace Analytical Services, LLC.

Pace Analytical Services, LLC
9800 Kincey Ave. Suite 100
Huntersville, NC 28078
(704)875-9092

CERTIFICATIONS

Project:	PROJ 00211
Pace Project No.:	92589870

Pace Analytical Services Charlotte

South Carolina Laboratory ID: 99006
9800 Kincey Ave. Ste 100, Huntersville, NC 28078
North Carolina Drinking Water Certification #: 37706
North Carolina Field Services Certification #: 5342
North Carolina Wastewater Certification #: 12
South Carolina Laboratory ID: 99006
South Carolina Certification #: 99006001
South Carolina Drinking Water Cert. #: 99006003
Florida/NELAP Certification #: E87627
Kentucky UST Certification #: 84
Louisiana DoH Drinking Water #: LA029
Virginia/VELAP Certification #: 460221

This report shall not be reproduced, except in full,
without the written consent of Pace Analytical Services, LLC.

Pace Analytical Services, LLC
9800 Kincey Ave. Suite 100
Huntersville, NC 28078
(704)875-9092

SAMPLE ANALYTE COUNT

Project: PROJ 00211
Pace Project No.: 92589870

Lab ID	Sample ID	Method	Analysts	Analytes Reported	Laboratory
92589870001	**22054-SW-SEEP**	EPA 5030B/8015C	MAD	2	PASI-C
		EPA 8260D	CL	9	PASI-C
92589870002	**22054-SW-CONFLUENCE**	EPA 5030B/8015C	MAD	2	PASI-C
		EPA 8260D	CL	9	PASI-C
92589870003	**22054-SW-SEEP 2**	EPA 5030B/8015C	MAD	2	PASI-C
		EPA 8260D	CL	9	PASI-C
92589870004	**22054-SW-CONFLUENCE 2**	EPA 5030B/8015C	MAD	2	PASI-C
		EPA 8260D	CL	9	PASI-C
92589870005	**22054-SW-G**	EPA 5030B/8015C	MAD	2	PASI-C
		EPA 8260D	CL	9	PASI-C

PASI-C = Pace Analytical Services - Charlotte

This report shall not be reproduced, except in full,
without the written consent of Pace Analytical Services, LLC.

Pace Analytical Services, LLC
9800 Kincey Ave. Suite 100
Huntersville, NC 28078
(704)875-9092

ANALYTICAL RESULTS

Project: PROJ 00211
Pace Project No.: 92589870

Sample: 22054-SW-SEEP **Lab ID: 92589870001** Collected: 02/23/22 13:20 Received: 02/23/22 16:38 Matrix: Water

Parameters	Results	Units	Report Limit	DF	Prepared	Analyzed	CAS No.	Qual
Gasoline Range Organics	Analytical Method: EPA 5030B/8015C							
	Pace Analytical Services - Charlotte							
Gas Range Organics (C6-C10)	ND	mg/L	0.080	1		02/23/22 20:07		
Surrogates								
4-Bromofluorobenzene (S)	86	%	70-130	1		02/23/22 20:07	460-00-4	
8260D MSV Low Level	Analytical Method: EPA 8260D							
	Pace Analytical Services - Charlotte							
Benzene	ND	ug/L	1.0	1		02/24/22 12:29	71-43-2	
Ethylbenzene	ND	ug/L	1.0	1		02/24/22 12:29	100-41-4	
Toluene	ND	ug/L	1.0	1		02/24/22 12:29	108-88-3	
Xylene (Total)	ND	ug/L	1.0	1		02/24/22 12:29	1330-20-7	
m&p-Xylene	ND	ug/L	2.0	1		02/24/22 12:29	179601-23-1	
o-Xylene	ND	ug/L	1.0	1		02/24/22 12:29	95-47-6	
Surrogates								
4-Bromofluorobenzene (S)	96	%	70-130	1		02/24/22 12:29	460-00-4	
1,2-Dichloroethane-d4 (S)	89	%	70-130	1		02/24/22 12:29	17060-07-0	
Toluene-d8 (S)	103	%	70-130	1		02/24/22 12:29	2037-26-5	

This report shall not be reproduced, except in full,
without the written consent of Pace Analytical Services, LLC.

Pace Analytical Services, LLC
9800 Kincey Ave. Suite 100
Huntersville, NC 28078
(704)875-9092

ANALYTICAL RESULTS

Project: PROJ 00211
Pace Project No.: 92589870

Sample: 22054-SW-CONFLUENCE **Lab ID: 92589870002** Collected: 02/23/22 13:25 Received: 02/23/22 16:38 Matrix: Water

Parameters	Results	Units	Report Limit	DF	Prepared	Analyzed	CAS No.	Qual
Gasoline Range Organics	Analytical Method: EPA 5030B/8015C							
	Pace Analytical Services - Charlotte							
Gas Range Organics (C6-C10)	ND	mg/L	0.080	1		02/23/22 21:04		
Surrogates								
4-Bromofluorobenzene (S)	83	%	70-130	1		02/23/22 21:04	460-00-4	
8260D MSV Low Level	Analytical Method: EPA 8260D							
	Pace Analytical Services - Charlotte							
Benzene	ND	ug/L	1.0	1		02/24/22 12:47	71-43-2	
Ethylbenzene	ND	ug/L	1.0	1		02/24/22 12:47	100-41-4	
Toluene	ND	ug/L	1.0	1		02/24/22 12:47	108-88-3	
Xylene (Total)	ND	ug/L	1.0	1		02/24/22 12:47	1330-20-7	
m&p-Xylene	ND	ug/L	2.0	1		02/24/22 12:47	179601-23-1	
o-Xylene	ND	ug/L	1.0	1		02/24/22 12:47	95-47-6	
Surrogates								
4-Bromofluorobenzene (S)	97	%	70-130	1		02/24/22 12:47	460-00-4	
1,2-Dichloroethane-d4 (S)	90	%	70-130	1		02/24/22 12:47	17060-07-0	
Toluene-d8 (S)	103	%	70-130	1		02/24/22 12:47	2037-26-5	

This report shall not be reproduced, except in full,
without the written consent of Pace Analytical Services, LLC.

Pace Analytical Services, LLC
9800 Kincey Ave. Suite 100
Huntersville, NC 28078
(704)875-9092

ANALYTICAL RESULTS

Project: PROJ 00211
Pace Project No.: 92589870

Sample: 22054-SW-SEEP 2 **Lab ID: 92589870003** Collected: 02/23/22 13:30 Received: 02/23/22 16:38 Matrix: Water

Parameters	Results	Units	Report Limit	DF	Prepared	Analyzed	CAS No.	Qual
Gasoline Range Organics	Analytical Method: EPA 5030B/8015C							
	Pace Analytical Services - Charlotte							
Gas Range Organics (C6-C10)	ND	mg/L	0.080	1		02/23/22 22:28		
Surrogates								
4-Bromofluorobenzene (S)	84	%	70-130	1		02/23/22 22:28	460-00-4	
8260D MSV Low Level	Analytical Method: EPA 8260D							
	Pace Analytical Services - Charlotte							
Benzene	ND	ug/L	1.0	1		02/24/22 13:05	71-43-2	
Ethylbenzene	ND	ug/L	1.0	1		02/24/22 13:05	100-41-4	
Toluene	ND	ug/L	1.0	1		02/24/22 13:05	108-88-3	
Xylene (Total)	ND	ug/L	1.0	1		02/24/22 13:05	1330-20-7	
m&p-Xylene	ND	ug/L	2.0	1		02/24/22 13:05	179601-23-1	
o-Xylene	ND	ug/L	1.0	1		02/24/22 13:05	95-47-6	
Surrogates								
4-Bromofluorobenzene (S)	94	%	70-130	1		02/24/22 13:05	460-00-4	
1,2-Dichloroethane-d4 (S)	90	%	70-130	1		02/24/22 13:05	17060-07-0	
Toluene-d8 (S)	102	%	70-130	1		02/24/22 13:05	2037-26-5	

This report shall not be reproduced, except in full,
without the written consent of Pace Analytical Services, LLC.

Pace Analytical Services, LLC
9800 Kincey Ave. Suite 100
Huntersville, NC 28078
(704)875-9092

ANALYTICAL RESULTS

Project: PROJ 00211
Pace Project No.: 92589870

Sample: 22054-SW-CONFLUENCE 2 **Lab ID: 92589870004** Collected: 02/23/22 13:35 Received: 02/23/22 16:38 Matrix: Water

Parameters	Results	Units	Report Limit	DF	Prepared	Analyzed	CAS No.	Qual
Gasoline Range Organics	Analytical Method: EPA 5030B/8015C							
	Pace Analytical Services - Charlotte							
Gas Range Organics (C6-C10)	ND	mg/L	0.080	1		02/23/22 21:32		
Surrogates								
4-Bromofluorobenzene (S)	82	%	70-130	1		02/23/22 21:32	460-00-4	
8260D MSV Low Level	Analytical Method: EPA 8260D							
	Pace Analytical Services - Charlotte							
Benzene	ND	ug/L	1.0	1		02/24/22 13:23	71-43-2	
Ethylbenzene	ND	ug/L	1.0	1		02/24/22 13:23	100-41-4	
Toluene	ND	ug/L	1.0	1		02/24/22 13:23	108-88-3	
Xylene (Total)	ND	ug/L	1.0	1		02/24/22 13:23	1330-20-7	
m&p-Xylene	ND	ug/L	2.0	1		02/24/22 13:23	179601-23-1	
o-Xylene	ND	ug/L	1.0	1		02/24/22 13:23	95-47-6	
Surrogates								
4-Bromofluorobenzene (S)	93	%	70-130	1		02/24/22 13:23	460-00-4	
1,2-Dichloroethane-d4 (S)	88	%	70-130	1		02/24/22 13:23	17060-07-0	
Toluene-d8 (S)	103	%	70-130	1		02/24/22 13:23	2037-26-5	

This report shall not be reproduced, except in full,
without the written consent of Pace Analytical Services, LLC.

Pace Analytical Services, LLC
9800 Kincey Ave. Suite 100
Huntersville, NC 28078
(704)875-9092

ANALYTICAL RESULTS

Project: PROJ 00211
Pace Project No.: 92589870

Sample: 22054-SW-G **Lab ID: 92589870005** Collected: 02/23/22 13:40 Received: 02/23/22 16:38 Matrix: Water

Parameters	Results	Units	Report Limit	DF	Prepared	Analyzed	CAS No.	Qual
Gasoline Range Organics	Analytical Method: EPA 5030B/8015C							
	Pace Analytical Services - Charlotte							
Gas Range Organics (C6-C10)	ND	mg/L	0.080	1		02/23/22 22:00		
Surrogates								
4-Bromofluorobenzene (S)	86	%	70-130	1		02/23/22 22:00	460-00-4	
8260D MSV Low Level	Analytical Method: EPA 8260D							
	Pace Analytical Services - Charlotte							
Benzene	ND	ug/L	1.0	1		02/24/22 13:42	71-43-2	
Ethylbenzene	ND	ug/L	1.0	1		02/24/22 13:42	100-41-4	
Toluene	ND	ug/L	1.0	1		02/24/22 13:42	108-88-3	
Xylene (Total)	ND	ug/L	1.0	1		02/24/22 13:42	1330-20-7	
m&p-Xylene	ND	ug/L	2.0	1		02/24/22 13:42	179601-23-1	
o-Xylene	ND	ug/L	1.0	1		02/24/22 13:42	95-47-6	
Surrogates								
4-Bromofluorobenzene (S)	95	%	70-130	1		02/24/22 13:42	460-00-4	
1,2-Dichloroethane-d4 (S)	91	%	70-130	1		02/24/22 13:42	17060-07-0	
Toluene-d8 (S)	101	%	70-130	1		02/24/22 13:42	2037-26-5	

This report shall not be reproduced, except in full,
without the written consent of Pace Analytical Services, LLC.

Pace Analytical Services, LLC
9800 Kincey Ave. Suite 100
Huntersville, NC 28078
(704)875-9092

QUALITY CONTROL DATA

Project: PROJ 00211
Pace Project No.: 92589870

QC Batch: 680327
QC Batch Method: EPA 5030B/8015C
Analysis Method: EPA 5030B/8015C
Analysis Description: Gasoline Range Organics
Laboratory: Pace Analytical Services - Charlotte
Associated Lab Samples: 92589870001, 92589870002, 92589870003, 92589870004, 92589870005

METHOD BLANK: 3559293 Matrix: Water
Associated Lab Samples: 92589870001, 92589870002, 92589870003, 92589870004, 92589870005

Parameter	Units	Blank Result	Reporting Limit	Analyzed	Qualifiers
Gas Range Organics (C6-C10)	mg/L	ND	0.080	02/23/22 12:37	
4-Bromofluorobenzene (S)	%	81	70-130	02/23/22 12:37	

LABORATORY CONTROL SAMPLE: 3559294

Parameter	Units	Spike Conc.	LCS Result	LCS % Rec	% Rec Limits	Qualifiers
Gas Range Organics (C6-C10)	mg/L	1	0.92	92	70-130	
4-Bromofluorobenzene (S)	%			86	70-130	

MATRIX SPIKE SAMPLE: 3560675

Parameter	Units	92589870002 Result	Spike Conc.	MS Result	MS % Rec	% Rec Limits	Qualifiers
Gas Range Organics (C6-C10)	mg/L	ND	1	0.87	87	68-145	
4-Bromofluorobenzene (S)	%				86	70-130	

SAMPLE DUPLICATE: 3560674

Parameter	Units	92589870001 Result	Dup Result	RPD	Qualifiers
Gas Range Organics (C6-C10)	mg/L	ND	ND		
4-Bromofluorobenzene (S)	%	86	83		

Results presented on this page are in the units indicated by the "Units" column except where an alternate unit is presented to the right of the result.

REPORT OF LABORATORY ANALYSIS

This report shall not be reproduced, except in full,
without the written consent of Pace Analytical Services, LLC.

Pace Analytical Services, LLC
9800 Kincey Ave. Suite 100
Huntersville, NC 28078
(704)875-9092

QUALITY CONTROL DATA

Project: PROJ 00211
Pace Project No.: 92589870

QC Batch: 680472
QC Batch Method: EPA 8260D
Analysis Method: EPA 8260D
Analysis Description: 8260D MSV Low Level
Laboratory: Pace Analytical Services - Charlotte
Associated Lab Samples: 92589870001, 92589870002, 92589870003, 92589870004, 92589870005

METHOD BLANK: 3560309
Matrix: Water
Associated Lab Samples: 92589870001, 92589870002, 92589870003, 92589870004, 92589870005

Parameter	Units	Blank Result	Reporting Limit	Analyzed	Qualifiers
Benzene	ug/L	ND	1.0	02/24/22 11:53	
Ethylbenzene	ug/L	ND	1.0	02/24/22 11:53	
m&p-Xylene	ug/L	ND	2.0	02/24/22 11:53	
o-Xylene	ug/L	ND	1.0	02/24/22 11:53	
Toluene	ug/L	ND	1.0	02/24/22 11:53	
Xylene (Total)	ug/L	ND	1.0	02/24/22 11:53	
1,2-Dichloroethane-d4 (S)	%	89	70-130	02/24/22 11:53	
4-Bromofluorobenzene (S)	%	95	70-130	02/24/22 11:53	
Toluene-d8 (S)	%	103	70-130	02/24/22 11:53	

LABORATORY CONTROL SAMPLE: 3560310

Parameter	Units	Spike Conc.	LCS Result	LCS % Rec	% Rec Limits	Qualifiers
Benzene	ug/L	50	42.0	84	70-130	
Ethylbenzene	ug/L	50	42.5	85	70-130	
m&p-Xylene	ug/L	100	86.4	86	70-130	
o-Xylene	ug/L	50	44.5	89	70-130	
Toluene	ug/L	50	42.1	84	70-130	
Xylene (Total)	ug/L	150	131	87	70-130	
1,2-Dichloroethane-d4 (S)	%			84	70-130	
4-Bromofluorobenzene (S)	%			98	70-130	
Toluene-d8 (S)	%			97	70-130	

MATRIX SPIKE & MATRIX SPIKE DUPLICATE: 3560311 3560312

Parameter	Units	92589870001 Result	MS Spike Conc.	MSD Spike Conc.	MS Result	MSD Result	MS % Rec	MSD % Rec	% Rec Limits	RPD	Qual
Benzene	ug/L	ND	20	20	20.6	22.9	103	115	67-150	11	
Ethylbenzene	ug/L	ND	20	20	19.8	22.7	99	113	68-143	14	
m&p-Xylene	ug/L	ND	40	40	40.3	45.8	101	114	53-157	13	
o-Xylene	ug/L	ND	20	20	20.2	23.0	101	115	68-143	13	
Toluene	ug/L	ND	20	20	20.2	22.8	101	114	47-157	12	
Xylene (Total)	ug/L	ND	60	60	60.5	68.8	101	115	66-145	13	
1,2-Dichloroethane-d4 (S)	%						89	87	70-130		
4-Bromofluorobenzene (S)	%						97	95	70-130		
Toluene-d8 (S)	%						98	98	70-130		

Results presented on this page are in the units indicated by the "Units" column except where an alternate unit is presented to the right of the result.

REPORT OF LABORATORY ANALYSIS

This report shall not be reproduced, except in full,
without the written consent of Pace Analytical Services, LLC.

Pace Analytical Services, LLC
9800 Kincey Ave. Suite 100
Huntersville, NC 28078
(704)875-9092

QUALIFIERS

Project: PROJ 00211
Pace Project No.: 92589870

DEFINITIONS

DF - Dilution Factor, if reported, represents the factor applied to the reported data due to dilution of the sample aliquot.

ND - Not Detected at or above adjusted reporting limit.

TNTC - Too Numerous To Count

J - Estimated concentration above the adjusted method detection limit and below the adjusted reporting limit.

MDL - Adjusted Method Detection Limit.

PQL - Practical Quantitation Limit.

RL - Reporting Limit - The lowest concentration value that meets project requirements for quantitative data with known precision and bias for a specific analyte in a specific matrix.

S - Surrogate

1,2-Diphenylhydrazine decomposes to and cannot be separated from Azobenzene using Method 8270. The result for each analyte is a combined concentration.

Consistent with EPA guidelines, unrounded data are displayed and have been used to calculate % recovery and RPD values.

LCS(D) - Laboratory Control Sample (Duplicate)

MS(D) - Matrix Spike (Duplicate)

DUP - Sample Duplicate

RPD - Relative Percent Difference

NC - Not Calculable.

SG - Silica Gel - Clean-Up

U - Indicates the compound was analyzed for, but not detected.

Acid preservation may not be appropriate for 2 Chloroethylvinyl ether.

A separate vial preserved to a pH of 4-5 is recommended in SW846 Chapter 4 for the analysis of Acrolein and Acrylonitrile by EPA Method 8260.

N-Nitrosodiphenylamine decomposes and cannot be separated from Diphenylamine using Method 8270. The result reported for each analyte is a combined concentration.

Reported results are not rounded until the final step prior to reporting. Therefore, calculated parameters that are typically reported as "Total" may vary slightly from the sum of the reported component parameters.

Pace Analytical is TNI accredited. Contact your Pace PM for the current list of accredited analytes.

TNI - The NELAC Institute.

This report shall not be reproduced, except in full,
without the written consent of Pace Analytical Services, LLC.

Pace Analytical Services, LLC
9800 Kincey Ave. Suite 100
Huntersville, NC 28078
(704)875-9092

QUALITY CONTROL DATA CROSS REFERENCE TABLE

Project: PROJ 00211
Pace Project No.: 92589870

Lab ID	Sample ID	QC Batch Method	QC Batch	Analytical Method	Analytical Batch
92589870001	**22054-SW-SEEP**	EPA 5030B/8015C	680327		
92589870002	**22054-SW-CONFLUENCE**	EPA 5030B/8015C	680327		
92589870003	**22054-SW-SEEP 2**	EPA 5030B/8015C	680327		
92589870004	**22054-SW-CONFLUENCE 2**	EPA 5030B/8015C	680327		
92589870005	**22054-SW-G**	EPA 5030B/8015C	680327		
92589870001	**22054-SW-SEEP**	EPA 8260D	680472		
92589870002	**22054-SW-CONFLUENCE**	EPA 8260D	680472		
92589870003	**22054-SW-SEEP 2**	EPA 8260D	680472		
92589870004	**22054-SW-CONFLUENCE 2**	EPA 8260D	680472		
92589870005	**22054-SW-G**	EPA 8260D	680472		

This report shall not be reproduced, except in full,
without the written consent of Pace Analytical Services, LLC.

Pace Analytical

CHAIN-OF-CUSTODY Analytical Request Document

Chain-of-Custody is a LEGAL DOCUMENT - Complete all relevent fields

LAB USE ONLY- Affix Workorder/Login Label Here or List Pace Workorder Number or MTJL Log-in Number Here

ALL SHADED ARE

WO# : 92589870

92589870

Company: Montrose

Address:

Billing Information: 400 Northridge Rd. Suite 400 Sandy Springs, GA 30350

Report To: CGates@montrose-env.com

Email To: Jnicolette@montrose-env.com

Copy To: CLee@montrose-env.com

Site Collection Info/Address:

Customer Project Name/Number: Proj - 00211

State: NC County/City: Huntersville Time Zone Collected: [ ] PT [ ] MT [ ] CT [✓] ET

Phone:
Email:

Site/Facility ID #:

Compliance Monitoring? [ ] Yes [ ] No

Collected By (print): Cole Gates

Purchase Order #:
Quote #:

DW PWS ID #:
DW Location Code:

Collected By (signature): Cole Gates

Turnaround Date Required:

Immediately Packed on Ice: [✓] Yes [ ] No

Sample Disposal:
[ ] Dispose as appropriate [ ] Return
[ ] Archive: _____
[ ] Hold: _____

Rush: [✓] Same Day [ ] Next Day [ ] 2 Day [ ] 3 Day [ ] 4 Day [ ] 5 Day (Expedite Charges Apply)

Field Filtered (if applicable): [ ] Yes [ ] No
Analysis: _____

* Matrix Codes (Insert in Matrix box below): Drinking Water (DW), Ground Water (GW), Wastewater (WW), Product (P), Soil/Solid (SL), Oil (OL), Wipe (WP), Air (AR), Tissue (TS), Bioassay (B), Vapor (V), Other (OT)

Container Preservative Type **

** Preservative Types: (1) nitric acid, (2) sulfuric acid, (3) [illegible] (6) methanol, (7) sodium bisulfate, (8) sodium thiosulfat[illegible] (C) ammonium hydroxide, (D) TSP, (U) Unpreserved, (O) [illegible]

Analyses

Customer Sample ID	Matrix *	Comp / Grab	Collected (or Composite Start) Date	Collected (or Composite Start) Time	Composite End Date	Composite End Time	Res Cl	# of Ctns	BTEX	TPH - GRO	Lab Sample # / Comments
22054-SW-Seep	SW	G	2/23/22	13:20				6	✓	✓	92589870
22054-SW-Confluence	SW	G	2/23/22	13:25				6	✓	✓	02
22054-SW-Seep 2	SW	G	2/23/22	13:30				6	✓	✓	03
22054-SW-Confluence 2	SW	G	2/23/22	13:35				6	✓	✓	04
22054-SW-G	SW	G	2/23/22	13:40				6	✓	✓	05

Lab Sample Receipt Checklist:

Custody Seals Present/Intact	Y	N	NA
Custody Signatures Present	Y	N	NA
Collector Signature Present	Y	N	NA
Bottles Intact	Y	N	NA
Correct Bottles	Y	N	NA
Sufficient Volume	Y	N	NA
Samples Received on Ice	Y	N	NA
VOA - Headspace Acceptable	Y	N	NA
USDA Regulated Soils	Y	N	NA
Samples in Holding Time	Y	N	NA
Residual Chlorine Present	Y	N	NA
Cl Strips: _____			
Sample pH Acceptable	Y	N	NA
pH Strips: _____			
Sulfide Present	Y	N	NA
Lead Acetate Strips: _____			

LAB USE ONLY:
Lab Sample # / Comments:

Customer Remarks / Special Conditions / Possible Hazards:
SW = Surface Water
G = Grab

Type of Ice Used: Wet Blue Dry None

Packing Material Used: BB, BW

Radchem sample(s) screened (<500 cpm): Y N NA

SHORT HOLDS PRESENT (<72 hours): Y N N/A

Lab Tracking #: 2683811

Samples received via: FEDEX UPS Client Courier Pace Courier

Lab Sample Temperature Info:
Temp Blank Received: Y N NA
Therm ID#: A2U64
Cooler 1 Temp Upon Receipt: 2.4 oC
Cooler 1 Therm Corr. Factor: 0.0 oC
Cooler 1 Corrected Temp: 2.4 oC
Comments:

Relinquished by/Company: (Signature)	Date/Time:	Received by/Company: (Signature)	Date/Time:
Cole Gates	2/23/22 1638	JB 2/23/22	1638
Relinquished by/Company: (Signature)	Date/Time:	Received by/Company: (Signature)	Date/Time:
Relinquished by/Company: (Signature)	Date/Time:	Received by/Company: (Signature)	Date/Time:

MTJL LAB USE ONLY
Table #:
Acctnum:
Template:
Prelogin:
PM:
PB:

Trip Blank Received: Y N NA
HCL MeOH TSP Other

Non Conformance(s): YES / NO

Page: 1 of: 1

Pace Analytical Services, LLC
9800 Kincey Ave. Suite 100
Huntersville, NC 28078
(704)875-9092

March 02, 2022

Alex Testoff
Montrose Environmental Group, Inc.
400 Northridge Rd.
Suite 400
Atlanta, GA 30350

RE: Project: PROJ 00211
Pace Project No.: 92589874

Dear Alex Testoff:

Enclosed are the analytical results for sample(s) received by the laboratory on February 23, 2022. The results relate only to the samples included in this report. Results reported herein conform to the applicable TNI/NELAC Standards and the laboratory's Quality Manual, where applicable, unless otherwise noted in the body of the report.

The test results provided in this final report were generated by each of the following laboratories within the Pace Network:

- Pace Analytical Services - Charlotte

If you have any questions concerning this report, please feel free to contact me.

Sincerely,

Bonnie Vang

Bonnie Vang
bonnie.vang@pacelabs.com
(704)875-9092
Project Manager

Enclosures

cc: Cole Cates, Environmental Planning Specialists, Inc.
J Culbreath, Colonial Pipeline Company
Robert Hughes, Colonial Pipeline Company
Cam Lee, Montrose Environmental Group
Jamie Moran, APEX Companies, LLC
Jeff Morrison, Colonial Pipeline Company
Nicholas Nelson, Montrose Environmental Group, Inc.
Andrew Street, Apex Companies - NC
JM Wyatt, Colonial Pipeline Company

This report shall not be reproduced, except in full,
without the written consent of Pace Analytical Services, LLC.

Pace Analytical Services, LLC
9800 Kincey Ave. Suite 100
Huntersville, NC 28078
(704)875-9092

CERTIFICATIONS

Project:	PROJ 00211
Pace Project No.:	92589874

Pace Analytical Services Charlotte

South Carolina Laboratory ID: 99006
9800 Kincey Ave. Ste 100, Huntersville, NC 28078
North Carolina Drinking Water Certification #: 37706
North Carolina Field Services Certification #: 5342
North Carolina Wastewater Certification #: 12
South Carolina Laboratory ID: 99006
South Carolina Certification #: 99006001
South Carolina Drinking Water Cert. #: 99006003
Florida/NELAP Certification #: E87627
Kentucky UST Certification #: 84
Louisiana DoH Drinking Water #: LA029
Virginia/VELAP Certification #: 460221

This report shall not be reproduced, except in full,
without the written consent of Pace Analytical Services, LLC.

Pace Analytical Services, LLC
9800 Kincey Ave. Suite 100
Huntersville, NC 28078
(704)875-9092

SAMPLE ANALYTE COUNT

Project: PROJ 00211
Pace Project No.: 92589874

Lab ID	Sample ID	Method	Analysts	Analytes Reported	Laboratory
92589874001	**22054-SW-1**	EPA 5030B/8015C	MAD	2	PASI-C
		EPA 8260D	CL	9	PASI-C
92589874002	**22054-SW-2**	EPA 5030B/8015C	MAD	2	PASI-C
		EPA 8260D	CL	9	PASI-C
92589874003	**22054-SW-3**	EPA 5030B/8015C	MAD	2	PASI-C
		EPA 8260D	CL	9	PASI-C
92589874004	**22054-SW-4**	EPA 5030B/8015C	MAD	2	PASI-C
		EPA 8260D	CL	9	PASI-C
92589874005	**22054-SW-5**	EPA 5030B/8015C	MAD	2	PASI-C
		EPA 8260D	CL	9	PASI-C
92589874006	**22054-SW-7**	EPA 5030B/8015C	MAD	2	PASI-C
		EPA 8260D	CL	9	PASI-C
92589874007	**22054-SW-DUP**	EPA 5030B/8015C	MAD	2	PASI-C
		EPA 8260D	CL	9	PASI-C
92589874008	**22054-TRIP BLANK**	EPA 8260D	CL	9	PASI-C

PASI-C = Pace Analytical Services - Charlotte

This report shall not be reproduced, except in full,
without the written consent of Pace Analytical Services, LLC.

Pace Analytical Services, LLC
9800 Kincey Ave. Suite 100
Huntersville, NC 28078
(704)875-9092

ANALYTICAL RESULTS

Project: PROJ 00211
Pace Project No.: 92589874

Sample: 22054-SW-1 **Lab ID: 92589874001** Collected: 02/23/22 14:40 Received: 02/23/22 16:38 Matrix: Water

Parameters	Results	Units	Report Limit	DF	Prepared	Analyzed	CAS No.	Qual
Gasoline Range Organics	Analytical Method: EPA 5030B/8015C							
	Pace Analytical Services - Charlotte							
Gas Range Organics (C6-C10)	ND	mg/L	0.080	1		02/23/22 22:56		
Surrogates								
4-Bromofluorobenzene (S)	82	%	70-130	1		02/23/22 22:56	460-00-4	
8260D MSV Low Level	Analytical Method: EPA 8260D							
	Pace Analytical Services - Charlotte							
Benzene	ND	ug/L	1.0	1		02/24/22 17:38	71-43-2	
Ethylbenzene	ND	ug/L	1.0	1		02/24/22 17:38	100-41-4	
Toluene	ND	ug/L	1.0	1		02/24/22 17:38	108-88-3	
Xylene (Total)	ND	ug/L	1.0	1		02/24/22 17:38	1330-20-7	
m&p-Xylene	ND	ug/L	2.0	1		02/24/22 17:38	179601-23-1	
o-Xylene	ND	ug/L	1.0	1		02/24/22 17:38	95-47-6	
Surrogates								
4-Bromofluorobenzene (S)	95	%	70-130	1		02/24/22 17:38	460-00-4	
1,2-Dichloroethane-d4 (S)	89	%	70-130	1		02/24/22 17:38	17060-07-0	
Toluene-d8 (S)	103	%	70-130	1		02/24/22 17:38	2037-26-5	

This report shall not be reproduced, except in full,
without the written consent of Pace Analytical Services, LLC.

Pace Analytical Services, LLC
9800 Kincey Ave. Suite 100
Huntersville, NC 28078
(704)875-9092

ANALYTICAL RESULTS

Project: PROJ 00211
Pace Project No.: 92589874

Sample: 22054-SW-2 **Lab ID: 92589874002** Collected: 02/23/22 14:25 Received: 02/23/22 16:38 Matrix: Water

Parameters	Results	Units	Report Limit	DF	Prepared	Analyzed	CAS No.	Qual
Gasoline Range Organics	Analytical Method: EPA 5030B/8015C							
	Pace Analytical Services - Charlotte							
Gas Range Organics (C6-C10)	ND	mg/L	0.080	1		02/23/22 23:24		
Surrogates								
4-Bromofluorobenzene (S)	83	%	70-130	1		02/23/22 23:24	460-00-4	
8260D MSV Low Level	Analytical Method: EPA 8260D							
	Pace Analytical Services - Charlotte							
Benzene	ND	ug/L	1.0	1		02/24/22 18:14	71-43-2	
Ethylbenzene	ND	ug/L	1.0	1		02/24/22 18:14	100-41-4	
Toluene	ND	ug/L	1.0	1		02/24/22 18:14	108-88-3	
Xylene (Total)	ND	ug/L	1.0	1		02/24/22 18:14	1330-20-7	
m&p-Xylene	ND	ug/L	2.0	1		02/24/22 18:14	179601-23-1	
o-Xylene	ND	ug/L	1.0	1		02/24/22 18:14	95-47-6	
Surrogates								
4-Bromofluorobenzene (S)	93	%	70-130	1		02/24/22 18:14	460-00-4	
1,2-Dichloroethane-d4 (S)	90	%	70-130	1		02/24/22 18:14	17060-07-0	
Toluene-d8 (S)	103	%	70-130	1		02/24/22 18:14	2037-26-5	

This report shall not be reproduced, except in full,
without the written consent of Pace Analytical Services, LLC.

Pace Analytical Services, LLC
9800 Kincey Ave. Suite 100
Huntersville, NC 28078
(704)875-9092

ANALYTICAL RESULTS

Project: PROJ 00211
Pace Project No.: 92589874

Sample: 22054-SW-3 **Lab ID: 92589874003** Collected: 02/23/22 14:10 Received: 02/23/22 16:38 Matrix: Water

Parameters	Results	Units	Report Limit	DF	Prepared	Analyzed	CAS No.	Qual
Gasoline Range Organics	Analytical Method: EPA 5030B/8015C							
	Pace Analytical Services - Charlotte							
Gas Range Organics (C6-C10)	ND	mg/L	0.080	1		02/23/22 23:53		
Surrogates								
4-Bromofluorobenzene (S)	82	%	70-130	1		02/23/22 23:53	460-00-4	
8260D MSV Low Level	Analytical Method: EPA 8260D							
	Pace Analytical Services - Charlotte							
Benzene	ND	ug/L	1.0	1		02/24/22 18:32	71-43-2	
Ethylbenzene	ND	ug/L	1.0	1		02/24/22 18:32	100-41-4	
Toluene	ND	ug/L	1.0	1		02/24/22 18:32	108-88-3	
Xylene (Total)	ND	ug/L	1.0	1		02/24/22 18:32	1330-20-7	
m&p-Xylene	ND	ug/L	2.0	1		02/24/22 18:32	179601-23-1	
o-Xylene	ND	ug/L	1.0	1		02/24/22 18:32	95-47-6	
Surrogates								
4-Bromofluorobenzene (S)	96	%	70-130	1		02/24/22 18:32	460-00-4	
1,2-Dichloroethane-d4 (S)	87	%	70-130	1		02/24/22 18:32	17060-07-0	
Toluene-d8 (S)	104	%	70-130	1		02/24/22 18:32	2037-26-5	

This report shall not be reproduced, except in full,
without the written consent of Pace Analytical Services, LLC.

Pace Analytical Services, LLC
9800 Kincey Ave. Suite 100
Huntersville, NC 28078
(704)875-9092

ANALYTICAL RESULTS

Project: PROJ 00211
Pace Project No.: 92589874

Sample: 22054-SW-4 **Lab ID: 92589874004** Collected: 02/23/22 14:55 Received: 02/23/22 16:38 Matrix: Water

Parameters	Results	Units	Report Limit	DF	Prepared	Analyzed	CAS No.	Qual
Gasoline Range Organics	Analytical Method: EPA 5030B/8015C							
	Pace Analytical Services - Charlotte							
Gas Range Organics (C6-C10)	ND	mg/L	0.080	1		02/24/22 00:21		
Surrogates								
4-Bromofluorobenzene (S)	84	%	70-130	1		02/24/22 00:21	460-00-4	
8260D MSV Low Level	Analytical Method: EPA 8260D							
	Pace Analytical Services - Charlotte							
Benzene	ND	ug/L	1.0	1		02/24/22 17:19	71-43-2	
Ethylbenzene	ND	ug/L	1.0	1		02/24/22 17:19	100-41-4	
Toluene	ND	ug/L	1.0	1		02/24/22 17:19	108-88-3	
Xylene (Total)	ND	ug/L	1.0	1		02/24/22 17:19	1330-20-7	
m&p-Xylene	ND	ug/L	2.0	1		02/24/22 17:19	179601-23-1	
o-Xylene	ND	ug/L	1.0	1		02/24/22 17:19	95-47-6	
Surrogates								
4-Bromofluorobenzene (S)	96	%	70-130	1		02/24/22 17:19	460-00-4	
1,2-Dichloroethane-d4 (S)	89	%	70-130	1		02/24/22 17:19	17060-07-0	
Toluene-d8 (S)	104	%	70-130	1		02/24/22 17:19	2037-26-5	

This report shall not be reproduced, except in full,
without the written consent of Pace Analytical Services, LLC.

Pace Analytical Services, LLC
9800 Kincey Ave. Suite 100
Huntersville, NC 28078
(704)875-9092

ANALYTICAL RESULTS

Project: PROJ 00211
Pace Project No.: 92589874

Sample: 22054-SW-5 **Lab ID: 92589874005** Collected: 02/23/22 15:20 Received: 02/23/22 16:38 Matrix: Water

Parameters	Results	Units	Report Limit	DF	Prepared	Analyzed	CAS No.	Qual
Gasoline Range Organics	Analytical Method: EPA 5030B/8015C							
	Pace Analytical Services - Charlotte							
Gas Range Organics (C6-C10)	ND	mg/L	0.080	1		02/24/22 00:49		
Surrogates								
4-Bromofluorobenzene (S)	82	%	70-130	1		02/24/22 00:49	460-00-4	
8260D MSV Low Level	Analytical Method: EPA 8260D							
	Pace Analytical Services - Charlotte							
Benzene	ND	ug/L	1.0	1		02/24/22 18:50	71-43-2	
Ethylbenzene	ND	ug/L	1.0	1		02/24/22 18:50	100-41-4	
Toluene	ND	ug/L	1.0	1		02/24/22 18:50	108-88-3	
Xylene (Total)	ND	ug/L	1.0	1		02/24/22 18:50	1330-20-7	
m&p-Xylene	ND	ug/L	2.0	1		02/24/22 18:50	179601-23-1	
o-Xylene	ND	ug/L	1.0	1		02/24/22 18:50	95-47-6	
Surrogates								
4-Bromofluorobenzene (S)	94	%	70-130	1		02/24/22 18:50	460-00-4	
1,2-Dichloroethane-d4 (S)	88	%	70-130	1		02/24/22 18:50	17060-07-0	
Toluene-d8 (S)	103	%	70-130	1		02/24/22 18:50	2037-26-5	

This report shall not be reproduced, except in full,
without the written consent of Pace Analytical Services, LLC.

Pace Analytical Services, LLC
9800 Kincey Ave. Suite 100
Huntersville, NC 28078
(704)875-9092

ANALYTICAL RESULTS

Project: PROJ 00211
Pace Project No.: 92589874

Sample: 22054-SW-7 **Lab ID: 92589874006** Collected: 02/23/22 15:40 Received: 02/23/22 16:38 Matrix: Water

Parameters	Results	Units	Report Limit	DF	Prepared	Analyzed	CAS No.	Qual
Gasoline Range Organics	Analytical Method: EPA 5030B/8015C							
	Pace Analytical Services - Charlotte							
Gas Range Organics (C6-C10)	ND	mg/L	0.080	1		02/26/22 16:46		
Surrogates								
4-Bromofluorobenzene (S)	83	%	70-130	1		02/26/22 16:46	460-00-4	
8260D MSV Low Level	Analytical Method: EPA 8260D							
	Pace Analytical Services - Charlotte							
Benzene	ND	ug/L	1.0	1		02/24/22 19:08	71-43-2	
Ethylbenzene	ND	ug/L	1.0	1		02/24/22 19:08	100-41-4	
Toluene	ND	ug/L	1.0	1		02/24/22 19:08	108-88-3	
Xylene (Total)	ND	ug/L	1.0	1		02/24/22 19:08	1330-20-7	
m&p-Xylene	ND	ug/L	2.0	1		02/24/22 19:08	179601-23-1	
o-Xylene	ND	ug/L	1.0	1		02/24/22 19:08	95-47-6	
Surrogates								
4-Bromofluorobenzene (S)	92	%	70-130	1		02/24/22 19:08	460-00-4	
1,2-Dichloroethane-d4 (S)	89	%	70-130	1		02/24/22 19:08	17060-07-0	
Toluene-d8 (S)	104	%	70-130	1		02/24/22 19:08	2037-26-5	

This report shall not be reproduced, except in full,
without the written consent of Pace Analytical Services, LLC.

Pace Analytical Services, LLC
9800 Kincey Ave. Suite 100
Huntersville, NC 28078
(704)875-9092

ANALYTICAL RESULTS

Project: PROJ 00211
Pace Project No.: 92589874

Sample: 22054-SW-DUP **Lab ID: 92589874007** Collected: 02/23/22 12:00 Received: 02/23/22 16:38 Matrix: Water

Parameters	Results	Units	Report Limit	DF	Prepared	Analyzed	CAS No.	Qual
Gasoline Range Organics	Analytical Method: EPA 5030B/8015C							
	Pace Analytical Services - Charlotte							
Gas Range Organics (C6-C10)	ND	mg/L	0.080	1		02/26/22 17:42		
Surrogates								
4-Bromofluorobenzene (S)	85	%	70-130	1		02/26/22 17:42	460-00-4	
8260D MSV Low Level	Analytical Method: EPA 8260D							
	Pace Analytical Services - Charlotte							
Benzene	ND	ug/L	1.0	1		02/24/22 17:56	71-43-2	
Ethylbenzene	ND	ug/L	1.0	1		02/24/22 17:56	100-41-4	
Toluene	ND	ug/L	1.0	1		02/24/22 17:56	108-88-3	
Xylene (Total)	ND	ug/L	1.0	1		02/24/22 17:56	1330-20-7	
m&p-Xylene	ND	ug/L	2.0	1		02/24/22 17:56	179601-23-1	
o-Xylene	ND	ug/L	1.0	1		02/24/22 17:56	95-47-6	
Surrogates								
4-Bromofluorobenzene (S)	93	%	70-130	1		02/24/22 17:56	460-00-4	
1,2-Dichloroethane-d4 (S)	86	%	70-130	1		02/24/22 17:56	17060-07-0	
Toluene-d8 (S)	102	%	70-130	1		02/24/22 17:56	2037-26-5	

This report shall not be reproduced, except in full,
without the written consent of Pace Analytical Services, LLC.

Pace Analytical Services, LLC
9800 Kincey Ave. Suite 100
Huntersville, NC 28078
(704)875-9092

ANALYTICAL RESULTS

Project: PROJ 00211
Pace Project No.: 92589874

Sample: 22054-TRIP BLANK **Lab ID: 92589874008** Collected: 02/23/22 00:00 Received: 02/23/22 16:38 Matrix: Water

Parameters	Results	Units	Report Limit	DF	Prepared	Analyzed	CAS No.	Qual
8260D MSV Low Level	Analytical Method: EPA 8260D							
	Pace Analytical Services - Charlotte							
Benzene	ND	ug/L	1.0	1		02/24/22 12:11	71-43-2	
Ethylbenzene	ND	ug/L	1.0	1		02/24/22 12:11	100-41-4	
Toluene	ND	ug/L	1.0	1		02/24/22 12:11	108-88-3	
Xylene (Total)	ND	ug/L	1.0	1		02/24/22 12:11	1330-20-7	
m&p-Xylene	ND	ug/L	2.0	1		02/24/22 12:11	179601-23-1	
o-Xylene	ND	ug/L	1.0	1		02/24/22 12:11	95-47-6	
Surrogates								
4-Bromofluorobenzene (S)	97	%	70-130	1		02/24/22 12:11	460-00-4	
1,2-Dichloroethane-d4 (S)	89	%	70-130	1		02/24/22 12:11	17060-07-0	
Toluene-d8 (S)	102	%	70-130	1		02/24/22 12:11	2037-26-5	

This report shall not be reproduced, except in full,
without the written consent of Pace Analytical Services, LLC.

Pace Analytical Services, LLC
9800 Kincey Ave. Suite 100
Huntersville, NC 28078
(704)875-9092

QUALITY CONTROL DATA

Project: PROJ 00211
Pace Project No.: 92589874

QC Batch: 680327
QC Batch Method: EPA 5030B/8015C
Analysis Method: EPA 5030B/8015C
Analysis Description: Gasoline Range Organics
Laboratory: Pace Analytical Services - Charlotte
Associated Lab Samples: 92589874001, 92589874002, 92589874003, 92589874004, 92589874005

METHOD BLANK: 3559293 Matrix: Water
Associated Lab Samples: 92589874001, 92589874002, 92589874003, 92589874004, 92589874005

Parameter	Units	Blank Result	Reporting Limit	Analyzed	Qualifiers
Gas Range Organics (C6-C10)	mg/L	ND	0.080	02/23/22 12:37	
4-Bromofluorobenzene (S)	%	81	70-130	02/23/22 12:37	

LABORATORY CONTROL SAMPLE: 3559294

Parameter	Units	Spike Conc.	LCS Result	LCS % Rec	% Rec Limits	Qualifiers
Gas Range Organics (C6-C10)	mg/L	1	0.92	92	70-130	
4-Bromofluorobenzene (S)	%			86	70-130	

MATRIX SPIKE SAMPLE: 3560675

Parameter	Units	92589870002 Result	Spike Conc.	MS Result	MS % Rec	% Rec Limits	Qualifiers
Gas Range Organics (C6-C10)	mg/L	ND	1	0.87	87	68-145	
4-Bromofluorobenzene (S)	%				86	70-130	

SAMPLE DUPLICATE: 3560674

Parameter	Units	92589870001 Result	Dup Result	RPD	Qualifiers
Gas Range Organics (C6-C10)	mg/L	ND	ND		
4-Bromofluorobenzene (S)	%	86	83		

Results presented on this page are in the units indicated by the "Units" column except where an alternate unit is presented to the right of the result.

This report shall not be reproduced, except in full,
without the written consent of Pace Analytical Services, LLC.

Pace Analytical Services, LLC
9800 Kincey Ave. Suite 100
Huntersville, NC 28078
(704)875-9092

QUALITY CONTROL DATA

Project: PROJ 00211
Pace Project No.: 92589874

QC Batch: 681164
QC Batch Method: EPA 5030B/8015C
Analysis Method: EPA 5030B/8015C
Analysis Description: Gasoline Range Organics
Laboratory: Pace Analytical Services - Charlotte
Associated Lab Samples: 92589874006, 92589874007

METHOD BLANK: 3563704
Matrix: Water
Associated Lab Samples: 92589874006, 92589874007

Parameter	Units	Blank Result	Reporting Limit	Analyzed	Qualifiers
Gas Range Organics (C6-C10)	mg/L	ND	0.080	02/26/22 16:18	
4-Bromofluorobenzene (S)	%	82	70-130	02/26/22 16:18	

LABORATORY CONTROL SAMPLE: 3563705

Parameter	Units	Spike Conc.	LCS Result	LCS % Rec	% Rec Limits	Qualifiers
Gas Range Organics (C6-C10)	mg/L	1	0.98	98	70-130	
4-Bromofluorobenzene (S)	%			86	70-130	

MATRIX SPIKE SAMPLE: 3563707

Parameter	Units	92589874007 Result	Spike Conc.	MS Result	MS % Rec	% Rec Limits	Qualifiers
Gas Range Organics (C6-C10)	mg/L	ND	1	0.87	87	68-145	
4-Bromofluorobenzene (S)	%				88	70-130	

SAMPLE DUPLICATE: 3563706

Parameter	Units	92589874006 Result	Dup Result	RPD	Qualifiers
Gas Range Organics (C6-C10)	mg/L	ND	ND		
4-Bromofluorobenzene (S)	%	83	87		

Results presented on this page are in the units indicated by the "Units" column except where an alternate unit is presented to the right of the result.

REPORT OF LABORATORY ANALYSIS

This report shall not be reproduced, except in full,
without the written consent of Pace Analytical Services, LLC.

Pace Analytical Services, LLC
9800 Kincey Ave. Suite 100
Huntersville, NC 28078
(704)875-9092

QUALITY CONTROL DATA

Project: PROJ 00211
Pace Project No.: 92589874

QC Batch: 680472
QC Batch Method: EPA 8260D
Analysis Method: EPA 8260D
Analysis Description: 8260D MSV Low Level
Laboratory: Pace Analytical Services - Charlotte
Associated Lab Samples: 92589874001, 92589874002, 92589874003, 92589874004, 92589874005, 92589874006, 92589874007, 92589874008

METHOD BLANK: 3560309
Matrix: Water
Associated Lab Samples: 92589874001, 92589874002, 92589874003, 92589874004, 92589874005, 92589874006, 92589874007, 92589874008

Parameter	Units	Blank Result	Reporting Limit	Analyzed	Qualifiers
Benzene	ug/L	ND	1.0	02/24/22 11:53	
Ethylbenzene	ug/L	ND	1.0	02/24/22 11:53	
m&p-Xylene	ug/L	ND	2.0	02/24/22 11:53	
o-Xylene	ug/L	ND	1.0	02/24/22 11:53	
Toluene	ug/L	ND	1.0	02/24/22 11:53	
Xylene (Total)	ug/L	ND	1.0	02/24/22 11:53	
1,2-Dichloroethane-d4 (S)	%	89	70-130	02/24/22 11:53	
4-Bromofluorobenzene (S)	%	95	70-130	02/24/22 11:53	
Toluene-d8 (S)	%	103	70-130	02/24/22 11:53	

LABORATORY CONTROL SAMPLE: 3560310

Parameter	Units	Spike Conc.	LCS Result	LCS % Rec	% Rec Limits	Qualifiers
Benzene	ug/L	50	42.0	84	70-130	
Ethylbenzene	ug/L	50	42.5	85	70-130	
m&p-Xylene	ug/L	100	86.4	86	70-130	
o-Xylene	ug/L	50	44.5	89	70-130	
Toluene	ug/L	50	42.1	84	70-130	
Xylene (Total)	ug/L	150	131	87	70-130	
1,2-Dichloroethane-d4 (S)	%			84	70-130	
4-Bromofluorobenzene (S)	%			98	70-130	
Toluene-d8 (S)	%			97	70-130	

MATRIX SPIKE & MATRIX SPIKE DUPLICATE: 3560311 3560312

Parameter	Units	92589870001 Result	MS Spike Conc.	MSD Spike Conc.	MS Result	MSD Result	MS % Rec	MSD % Rec	% Rec Limits	RPD	Qual
Benzene	ug/L	ND	20	20	20.6	22.9	103	115	67-150	11	
Ethylbenzene	ug/L	ND	20	20	19.8	22.7	99	113	68-143	14	
m&p-Xylene	ug/L	ND	40	40	40.3	45.8	101	114	53-157	13	
o-Xylene	ug/L	ND	20	20	20.2	23.0	101	115	68-143	13	
Toluene	ug/L	ND	20	20	20.2	22.8	101	114	47-157	12	
Xylene (Total)	ug/L	ND	60	60	60.5	68.8	101	115	66-145	13	
1,2-Dichloroethane-d4 (S)	%						89	87	70-130		
4-Bromofluorobenzene (S)	%						97	95	70-130		
Toluene-d8 (S)	%						98	98	70-130		

Results presented on this page are in the units indicated by the "Units" column except where an alternate unit is presented to the right of the result.

REPORT OF LABORATORY ANALYSIS

This report shall not be reproduced, except in full,
without the written consent of Pace Analytical Services, LLC.

Pace Analytical Services, LLC
9800 Kincey Ave. Suite 100
Huntersville, NC 28078
(704)875-9092

QUALIFIERS

Project: PROJ 00211
Pace Project No.: 92589874

DEFINITIONS

DF - Dilution Factor, if reported, represents the factor applied to the reported data due to dilution of the sample aliquot.

ND - Not Detected at or above adjusted reporting limit.

TNTC - Too Numerous To Count

J - Estimated concentration above the adjusted method detection limit and below the adjusted reporting limit.

MDL - Adjusted Method Detection Limit.

PQL - Practical Quantitation Limit.

RL - Reporting Limit - The lowest concentration value that meets project requirements for quantitative data with known precision and bias for a specific analyte in a specific matrix.

S - Surrogate

1,2-Diphenylhydrazine decomposes to and cannot be separated from Azobenzene using Method 8270. The result for each analyte is a combined concentration.

Consistent with EPA guidelines, unrounded data are displayed and have been used to calculate % recovery and RPD values.

LCS(D) - Laboratory Control Sample (Duplicate)

MS(D) - Matrix Spike (Duplicate)

DUP - Sample Duplicate

RPD - Relative Percent Difference

NC - Not Calculable.

SG - Silica Gel - Clean-Up

U - Indicates the compound was analyzed for, but not detected.

Acid preservation may not be appropriate for 2 Chloroethylvinyl ether.

A separate vial preserved to a pH of 4-5 is recommended in SW846 Chapter 4 for the analysis of Acrolein and Acrylonitrile by EPA Method 8260.

N-Nitrosodiphenylamine decomposes and cannot be separated from Diphenylamine using Method 8270. The result reported for each analyte is a combined concentration.

Reported results are not rounded until the final step prior to reporting. Therefore, calculated parameters that are typically reported as "Total" may vary slightly from the sum of the reported component parameters.

Pace Analytical is TNI accredited. Contact your Pace PM for the current list of accredited analytes.

TNI - The NELAC Institute.

This report shall not be reproduced, except in full,
without the written consent of Pace Analytical Services, LLC.

Pace Analytical Services, LLC
9800 Kincey Ave. Suite 100
Huntersville, NC 28078
(704)875-9092

QUALITY CONTROL DATA CROSS REFERENCE TABLE

Project: PROJ 00211
Pace Project No.: 92589874

Lab ID	Sample ID	QC Batch Method	QC Batch	Analytical Method	Analytical Batch
92589874001	**22054-SW-1**	EPA 5030B/8015C	680327		
92589874002	**22054-SW-2**	EPA 5030B/8015C	680327		
92589874003	**22054-SW-3**	EPA 5030B/8015C	680327		
92589874004	**22054-SW-4**	EPA 5030B/8015C	680327		
92589874005	**22054-SW-5**	EPA 5030B/8015C	680327		
92589874006	**22054-SW-7**	EPA 5030B/8015C	681164		
92589874007	**22054-SW-DUP**	EPA 5030B/8015C	681164		
92589874001	**22054-SW-1**	EPA 8260D	680472		
92589874002	**22054-SW-2**	EPA 8260D	680472		
92589874003	**22054-SW-3**	EPA 8260D	680472		
92589874004	**22054-SW-4**	EPA 8260D	680472		
92589874005	**22054-SW-5**	EPA 8260D	680472		
92589874006	**22054-SW-7**	EPA 8260D	680472		
92589874007	**22054-SW-DUP**	EPA 8260D	680472		
92589874008	**22054-TRIP BLANK**	EPA 8260D	680472		

This report shall not be reproduced, except in full,
without the written consent of Pace Analytical Services, LLC.

Pace Analytical

CHAIN-OF-CUSTODY Analytical Request Document

Chain-of-Custody is a LEGAL DOCUMENT - Complete all relevent fields

LAB USE ONLY- Affix Workorder/Login Label Here or List Pace Workorder Number or MTJL Log-in Number Here

ALL SHADED AR

WO# : 92589874

92589874

Company: Montrose

Address:

Billing Information: 400 Northridge Rd, Suite 400 Sandy Springs, GA 30350

Report To: Clee@montrose-env.com

Email To: Jnicolette@montrose-env.com

Copy To: CCates@montrose-env.com

Site Collection Info/Address:

Customer Project Name/Number: Proj-00211

State: NC County/City: Huntersville Time Zone Collected: [ ] PT [ ] MT [ ] CT [✓] ET

Phone:
Email:

Site/Facility ID #:

Compliance Monitoring? [ ] Yes [ ] No

Collected By (print): Cole Cates

Purchase Order #:
Quote #:

DW PWS ID #:
DW Location Code:

Collected By (signature): Cole Cates

Turnaround Date Required:

Immediately Packed on Ice: [✓] Yes [ ] No

Sample Disposal:
[ ] Dispose as appropriate [ ] Return
[ ] Archive: _____
[ ] Hold: _____

Rush:
[ ] Same Day [ ] Next Day
[ ] 2 Day [ ] 3 Day [ ] 4 Day [✓] 5 Day
(Expedite Charges Apply)

Field Filtered (if applicable):
[ ] Yes [ ] No
Analysis: _____

* Matrix Codes (Insert in Matrix box below): Drinking Water (DW), Ground Water (GW), Wastewater (WW), Product (P), Soil/Solid (SL), Oil (OL), Wipe (WP), Air (AR), Tissue (TS), Bioassay (B), Vapor (V), Other (OT)

Container Preservative Type **

** Preservative Types: (1) nitric acid, (2) sulfuric acid, (3 (6) methanol, (7) sodium bisulfate, (8) sodium thiosulfa (C) ammonium hydroxide, (D) TSP, (U) Unpreserved, (O

Analyses

Customer Sample ID	Matrix *	Comp / Grab	Collected (or Composite Start) Date	Collected (or Composite Start) Time	Composite End Date	Composite End Time	Res Cl	# of Ctns	BTEX	TPH-GRO	Lab Sample # / Comments
22054-SW-1	SW	G	2/23/22	14:40				6	X	X	92589874
22054-SW-2	SW			14:25				6	X	X	001
22054-SW-3	SW			14:10				6	X	X	002
22054-SW-4	SW			14:55				6	X	X	003
22054-SW-5	SW			15:20				6	X	X	004
22054-SW-7	SW			15:40				6	X	X	005
22054-SW-DUP	SW			12:00				6	X	X	006
22054-TripBlank	W	LAB	2/23/22	LAB				2	X		007
											008

Lab Sample Receipt Checklist:

Custody Seals Present/Intact	Y	N	NA
Custody Signatures Present	Y	N	NA
Collector Signature Present	Y	N	NA
Bottles Intact	Y	N	NA
Correct Bottles	Y	N	NA
Sufficient Volume	Y	N	NA
Samples Received on Ice	Y	N	NA
VOA - Headspace Acceptable	Y	N	NA
USDA Regulated Soils	Y	N	NA
Samples in Holding Time	Y	N	NA
Residual Chlorine Present	Y	N	NA
Cl Strips:			
Sample pH Acceptable	Y	N	NA
pH Strips:			
Sulfide Present	Y	N	NA
Lead Acetate Strips:			

LAB USE ONLY:
Lab Sample # / Comments:

Customer Remarks / Special Conditions / Possible Hazards:
SW=Surface Water
W=Water, G=Grab

Type of Ice Used: Wet Blue Dry None

Packing Material Used: Bubble

Radchem sample(s) screened (<500 cpm): Y N NA

SHORT HOLDS PRESENT (<72 hours): Y N N/A

Lab Tracking #: 2683810

Samples received via: FEDEX UPS Client Courier Pace Courier

Lab Sample Temperature Info:
Temp Blank Received: Y N NA
Therm ID#: 97364
Cooler 1 Temp Upon Receipt: 1.3 oC
Cooler 1 Therm Corr. Factor: 0.0 oC
Cooler 1 Corrected Temp: 1.3 oC
Comments: 2-25-22 JC

Relinquished by/Company: (Signature)	Date/Time:	Received by/Company: (Signature)	Date/Time:
Cole Cates	2/23/22 1638	J B Pace HV	2/23/22 1638
Relinquished by/Company: (Signature)	Date/Time:	Received by/Company: (Signature)	Date/Time:
Relinquished by/Company: (Signature)	Date/Time:	Received by/Company: (Signature)	Date/Time:

MTJL LAB USE ONLY
Table #:
Acctnum:
Template:
Prelogin:
PM:
PB:

Trip Blank Received: Y N NA
HCL MeOH TSP Other

Non Conformance(s): YES / NO

Page: 1 of: 1

APPENDIX D

SURFACE WATER SAMPLING INFORMATION

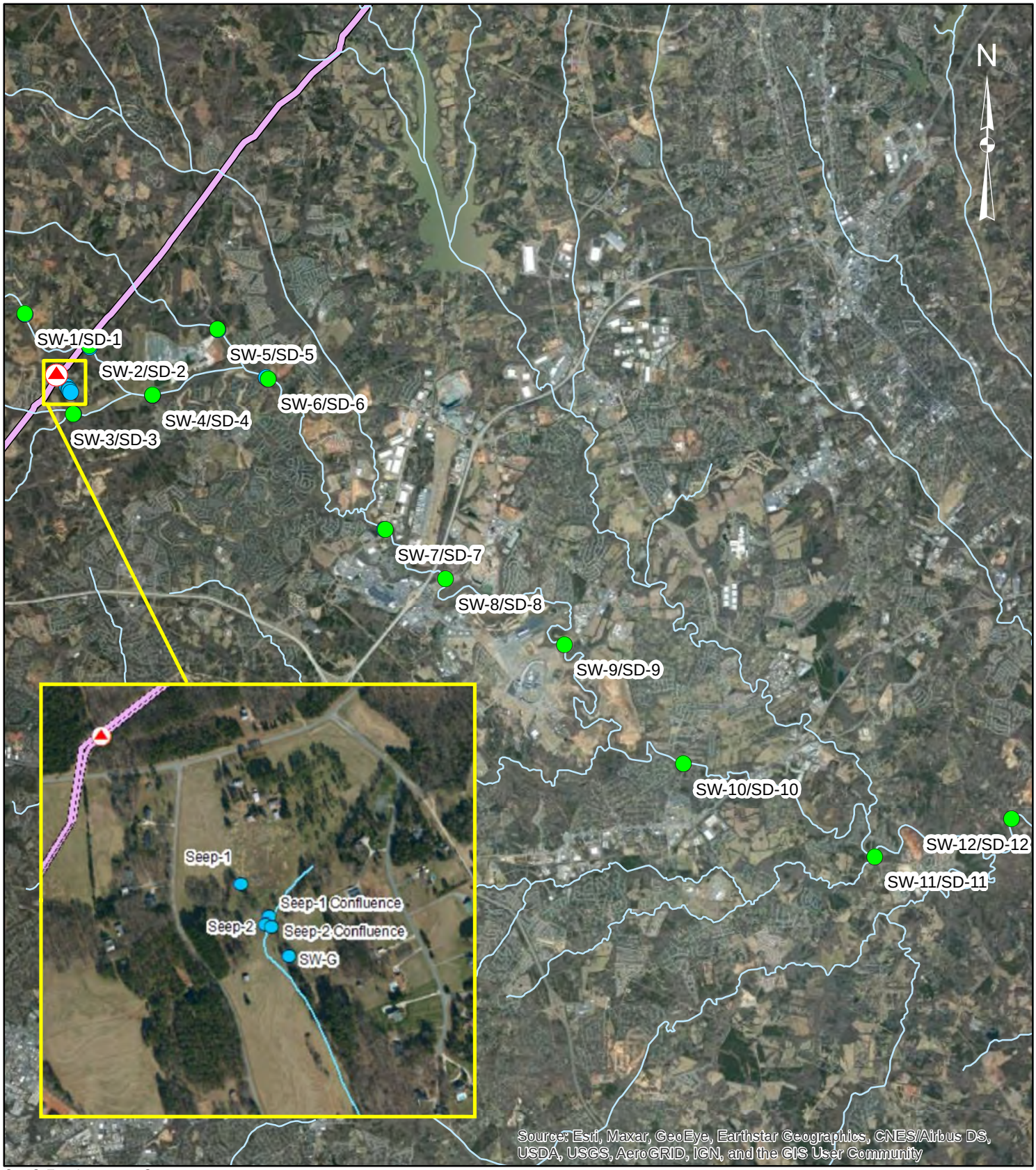

0 0.5 1 2
Miles

Legend

- Approximate Leak Site
- Colonial Pipeline
- SW/SD Sampling Locations
- USA Detailed Streams
- Added SW Sampling Locations

Surface Water/Sediment Sampling Locations

2020-L1-SR2448 Incident
Huntersville, NC

MONTROSE ENVIRONMENTAL

Figure No. 1

Table 1. Surface Water Sampling Results
2020-L1-SR2448 Incident

Location ID	Description	Date	TPH (GRO) (µg/L)	Benzene (µg/L)	Toluene (µg/L)	Ethylbenzene (µg/L)	m,p-Xylene (µg/L)	o-Xylene (µg/L)	Xylenes (µg/L)	Rain Event
		EPA MCL		**5**	**1,000**	**700**	**10,000**	**10,000**	**10,000**	
		EPA Region 4 ESV (acute)		**700**	**560**	**550**	**240**	**240**	**240**	
		15A North Carolina Administrative Code subchapter 02B		**51**	**11**	**97**	**420**	**600**	**670**	
SW-1	**North Prong Clark Creek (Up-gradient of the leak site)**	8/15/2020	<80	<1	<1	<1	<2	<1	<1	
		8/16/2020	<80	<1	<1	<1	<2	<1	<1	
		8/17/2020	<80	<1	<1	<1	<2	<1	<1	
		8/18/2020	<80	<1	<1	<1	<2	<1	<1	
		8/19/2020	<80	<1	<1	<1	<2	<1	<1	
		8/20/2020	<80	<1	<1	<1	<2	<1	<1	
		8/21/2020	<80	<1	<1	<1	<2	<1	<1	
		8/22/2020	<80	<1	<1	<1	<2	<1	<1	
		8/27/2020	<80	<1	<1	<1	<2	<1	<1	
		9/1/2020	<80	<1	<1	<1	<2	<1	<1	x
		9/2/2020	<80	<1	<1	<1	<2	<1	<1	x
		9/3/2020	<80	<1	<1	<1	<2	<1	<1	x
		9/10/2020	<80	<1	<1	<1	<2	<1	<1	
		9/17/2020	<80	<1	<1	<1	<2	<1	<1	
		9/19/2020	<80	<1	<1	<1	<2	<1	<1	x
		9/24/2020	<80	<1	<1	<1	<2	<1	<1	
		9/26/2020	<80	<1	<1	<1	<2	<1	<1	x
		10/1/2020	<80	<1	<1	<1	<2	<1	<1	
		10/7/2020	<80	<1	<1	<1	<2	<1	<1	
		10/12/2020	<80	<1	<1	<1	<2	<1	<1	x
		10/22/2020	<80	<1	<1	<1	<2	<1	<1	
		10/31/2020	<80	<1	<1	<1	<2	<1	<1	
		11/5/2020	<80	<1	<1	<1	<2	<1	<1	
		11/13/2020	<80	<1	<1	<1	<2	<1	<1	x
		11/19/2020	<80	<1	<1	<1	<2	<1	<1	
		12/1/2020	<80	<1	<1	<1	<2	<1	<1	x
		12/17/2020	<80	<1	<1	<1	<2	<1	<1	x
		12/30/2020	<80	<1	<1	<1	<2	<1	<1	
		1/14/2021	<80	<1	<1	<1	<2	<1	<1	
		1/27/2021	<80	<1	<1	<1	<2	<1	<1	x
		2/12/2021	<80	<1	<1	<1	<2	<1	<1	x
		2/26/2021	<80	<1	<1	<1	<2	<1	<1	
		3/10/2021	<80	<1	<1	<1	<2	<1	<1	
		3/19/2021	<80	<1	<1	<1	<2	<1	<1	x
		3/24/2021	<80	<1	<1	<1	<2	<1	<1	
		3/26/2021	<80	<1	<1	<1	<2	<1	<1	x
		4/7/2021	<80	<1	<1	<1	<2	<1	<1	
		4/21/2021	<80	<1	<1	<1	<2	<1	<1	
		5/5/2021	<80	<1	<1	<1	<2	<1	<1	
		5/20/2021	<80	<1	<1	<1	<2	<1	<1	
		6/3/2021	<80	<1	<1	<1	<2	<1	<1	
		6/9/2021	<80	<1	<1	<1	<2	<1	<1	x
		6/16/2021	<80	<1	<1	<1	<2	<1	<1	
		7/2/2021	<80	<1	<1	<1	<2	<1	<1	
		7/14/2021	<80	<1	<1	<1	<2	<1	<1	
		7/16/2021	<80	<1	<1	<1	<2	<1	<1	x
		7/20/2021	<80	<1	<1	<1	<2	<1	<1	x
		7/28/2021	<80	<1	<1	<1	<2	<1	<1	x
		8/11/2021	<80	<1	<1	<1	<2	<1	<1	
		8/18/2021	<80	<1	<1	<1	<2	<1	<1	x
		8/25/2021	<80	<1	<1	<1	<2	<1	<1	
		9/8/2021	<80	<1	<1	<1	<2	<1	<1	
		9/22/2021	<80	<1	<1	<1	<2	<1	<1	
		10/6/2021	<80	<1	<1	<1	<2	<1	<1	
		10/19/2021	<80	<1	<1	<1	<2	<1	<1	
		11/1/2021	<80	<1	<1	<1	<2	<1	<1	
		11/17/2021	<80	<1	<1	<1	<2	<1	<1	
		12/1/2021	<80	<1	<1	<1	<2	<1	<1	
		12/15/2021	<80	<1	<1	<1	<2	<1	<1	
		12/30/2021	<80	<1	<1	<1	<2	<1	<1	
		1/6/2022	<80	<1	<1	<1	<2	<1	<1	x
		1/12/2022	<80	<1	<1	<1	<2	<1	<1	
		1/19/2022	<80	<1	<1	<1	<2	<1	<1	x
		1/26/2022	<80	<1	<1	<1	<2	<1	<1	
		2/9/2022	<80	<1	<1	<1	<2	<1	<1	
		2/23/2022	<80	<1	<1	<1	<2	<1	<1	

Table 1. Surface Water Sampling Results
2020-L1-SR2448 Incident

Location ID	Description	Date	TPH (GRO) (µg/L)	Benzene (µg/L)	Toluene (µg/L)	Ethylbenzene (µg/L)	m,p-Xylene (µg/L)	o-Xylene (µg/L)	Xylenes (µg/L)	Rain Event
	EPA MCL			**5**	**1,000**	**700**	**10,000**	**10,000**	**10,000**	
	EPA Region 4 ESV (acute)			**700**	**560**	**550**	**240**	**240**	**240**	
	15A North Carolina Administrative Code subchapter 02B			**51**	**11**	**97**	**420**	**600**	**670**	
SW-2	**North Prong Clark Creek (Downgradient of leak site)**	8/15/2020	<80	<1	<1	<1	<2	<1	<1	
		8/16/2020	<80	<1	<1	<1	<2	<1	<1	
		8/17/2020	<80	<1	<1	<1	<2	<1	<1	
		8/18/2020	<80	<1	<1	<1	<2	<1	<1	
		8/19/2020	<80	<1	<1	<1	<2	<1	<1	
		8/20/2020	<80	<1	<1	<1	<2	<1	<1	
		8/21/2020	<80	<1	<1	<1	<2	<1	<1	
		8/22/2020	<80	<1	<1	<1	<2	<1	<1	
		8/27/2020	<80	<1	<1	<1	<2	<1	<1	
		9/1/2020	<80	<1	<1	<1	<2	<1	<1	x
		9/2/2020	<80	<1	<1	<1	<2	<1	<1	x
		9/3/2020	<80	<1	<1	<1	<2	<1	<1	x
		9/10/2020	<80	<1	<1	<1	<2	<1	<1	
		9/17/2020	<80	<1	<1	<1	<2	<1	<1	
		9/19/2020	<80	<1	<1	<1	<2	<1	<1	x
		9/24/2020	<80	<1	<1	<1	<2	<1	<1	
		9/26/2020	<80	<1	<1	<1	<2	<1	<1	x
		10/1/2020	<80	<1	<1	<1	<2	<1	<1	
		10/7/2020	<80	<1	<1	<1	<2	<1	<1	
		10/12/2020	<80	<1	<1	<1	<2	<1	<1	x
		10/22/2020	<80	<1	<1	<1	<2	<1	<1	
		10/31/2020	<80	<1	<1	<1	<2	<1	<1	
		11/5/2020	<80	<1	<1	<1	<2	<1	<1	
		11/13/2020	<80	<1	<1	<1	<2	<1	<1	x
		11/19/2020	<80	<1	<1	<1	<2	<1	<1	
		12/1/2020	<80	<1	<1	<1	<2	<1	<1	x
		12/17/2020	<80	<1	<1	<1	<2	<1	<1	x
		12/30/2020	<80	<1	<1	<1	<2	<1	<1	
		1/14/2021	<80	<1	<1	<1	<2	<1	<1	
		1/27/2021	<80	<1	<1	<1	<2	<1	<1	x
		2/12/2021	<80	<1	<1	<1	<2	<1	<1	x
		2/26/2021	<80	<1	<1	<1	<2	<1	<1	
		3/10/2021	<80	<1	<1	<1	<2	<1	<1	
		3/19/2021	<80	<1	<1	<1	<2	<1	<1	x
		3/24/2021	<80	<1	<1	<1	<2	<1	<1	
		3/26/2021	<80	<1	<1	<1	<2	<1	<1	x
		4/7/2021	<80	<1	<1	<1	<2	<1	<1	
		4/21/2021	<80	<1	<1	<1	<2	<1	<1	
		5/5/2021	<80	<1	<1	<1	<2	<1	<1	
		5/20/2021	<80	<1	<1	<1	<2	<1	<1	
		6/3/2021	<80	<1	<1	<1	<2	<1	<1	
		6/9/2021	<80	<1	<1	<1	<2	<1	<1	x
		6/16/2021	<80	<1	<1	<1	<2	<1	<1	
		7/2/2021	<80	<1	<1	<1	<2	<1	<1	
		7/14/2021	<80	<1	<1	<1	<2	<1	<1	
		7/16/2021	<80	<1	<1	<1	<2	<1	<1	x
		7/20/2021	<80	<1	<1	<1	<2	<1	<1	x
		7/28/2021	<80	<1	<1	<1	<2	<1	<1	x
		8/11/2021	<80	<1	<1	<1	<2	<1	<1	
		8/18/2021	<80	<1	<1	<1	<2	<1	<1	x
		8/25/2021	<80	<1	<1	<1	<2	<1	<1	
		9/8/2021	<80	<1	<1	<1	<2	<1	<1	
		9/22/2021	<80	<1	<1	<1	<2	<1	<1	
		10/6/2021	<80	<1	<1	<1	<2	<1	<1	
		10/19/2021	<80	<1	<1	<1	<2	<1	<1	
		11/1/2021	<80	<1	<1	<1	<2	<1	<1	
		11/17/2021	<80	<1	<1	<1	<2	<1	<1	
		12/1/2021	<80	<1	<1	<1	<2	<1	<1	
		12/15/2021	<80	<1	<1	<1	<2	<1	<1	
		12/30/2021	<80	<1	<1	<1	<2	<1	<1	
		1/6/2022	<80	<1	<1	<1	<2	<1	<1	x
		1/12/2022	<80	<1	<1	<1	<2	<1	<1	
		1/19/2022	<80	<1	<1	<1	<2	<1	<1	x
		1/26/2022	<80	<1	<1	<1	<2	<1	<1	
		2/9/2022	<80	<1	<1	<1	<2	<1	<1	
		2/23/2022	<80	<1	<1	<1	<2	<1	<1	

Table 1. Surface Water Sampling Results
2020-L1-SR2448 Incident

Location ID	Description	Date	TPH (GRO) (µg/L)	Benzene (µg/L)	Toluene (µg/L)	Ethylbenzene (µg/L)	m,p-Xylene (µg/L)	o-Xylene (µg/L)	Xylenes (µg/L)	Rain Event
	EPA MCL			**5**	**1,000**	**700**	**10,000**	**10,000**	**10,000**	
	EPA Region 4 ESV (acute)			**700**	**560**	**550**	**240**	**240**	**240**	
	15A North Carolina Administrative Code subchapter 02B			**51**	**11**	**97**	**420**	**600**	**670**	
SW-3	**South Prong Clark Creek (Downgradient of the leak site)**	8/15/2020	<80	<1	<1	<1	<2	<1	<1	
		8/16/2020	<80	<1	<1	<1	<2	<1	<1	
		8/17/2020	<80	<1	<1	<1	<2	<1	<1	
		8/18/2020	<80	<1	<1	<1	<2	<1	<1	
		8/19/2020	<80	<1	<1	<1	<2	<1	<1	
		8/20/2020	<80	<1	<1	<1	<2	<1	<1	
		8/21/2020	<80	<1	<1	<1	<2	<1	<1	
		8/22/2020	<80	<1	<1	<1	<2	<1	<1	
		8/27/2020	<80	<1	<1	<1	<2	<1	<1	
		9/1/2020	<80	<1	<1	<1	<2	<1	<1	x
		9/2/2020	<80	<1	<1	<1	<2	<1	<1	x
		9/3/2020	<80	<1	<1	<1	<2	<1	<1	x
		9/10/2020	<80	<1	<1	<1	<2	<1	<1	
		9/17/2020	<80	<1	<1	<1	<2	<1	<1	
		9/19/2020	<80	<1	<1	<1	<2	<1	<1	x
		9/24/2020	<80	<1	<1	<1	<2	<1	<1	
		9/26/2020	<80	<1	<1	<1	<2	<1	<1	x
		10/1/2020	<80	<1	<1	<1	<2	<1	<1	
		10/7/2020	<80	<1	<1	<1	<2	<1	<1	
		10/12/2020	<80	<1	<1	<1	<2	<1	<1	x
		10/22/2020	<80	<1	<1	<1	<2	<1	<1	
		10/31/2020	<80	<1	<1	<1	<2	<1	<1	
		11/5/2020	<80	<1	<1	<1	<2	<1	<1	
		11/13/2020	<80	<1	<1	<1	<2	<1	<1	x
		11/19/2020	<80	<1	<1	<1	<2	<1	<1	
		12/1/2020	<80	<1	<1	<1	<2	<1	<1	x
		12/17/2020	<80	<1	<1	<1	<2	<1	<1	x
		12/30/2020	<80	<1	<1	<1	<2	<1	<1	
		1/14/2021	<80	<1	<1	<1	<2	<1	<1	
		1/27/2021	<80	<1	<1	<1	<2	<1	<1	x
		2/12/2021	<80	<1	<1	<1	<2	<1	<1	x
		2/26/2021	<80	<1	<1	<1	<2	<1	<1	
		3/10/2021	<80	<1	<1	<1	<2	<1	<1	
		3/19/2021	<80	<1	<1	<1	<2	<1	<1	x
		3/24/2021	<80	<1	<1	<1	<2	<1	<1	
		3/26/2021	<80	<1	<1	<1	<2	<1	<1	x
		4/7/2021	<80	<1	<1	<1	<2	<1	<1	
		4/21/2021	<80	<1	<1	<1	<2	<1	<1	
		5/5/2021	<80	<1	<1	<1	<2	<1	<1	
		5/20/2021	<80	<1	<1	<1	<2	<1	<1	
		6/3/2021	<80	<1	<1	<1	<2	<1	<1	
		6/9/2021	<80	<1	<1	<1	<2	<1	<1	x
		6/16/2021	<80	<1	<1	<1	<2	<1	<1	
		7/2/2021	<80	<1	<1	<1	<2	<1	<1	
		7/14/2021	<80	<1	<1	<1	<2	<1	<1	
		7/16/2021	<80	<1	<1	<1	<2	<1	<1	x
		7/20/2021	<80	<1	<1	<1	<2	<1	<1	x
		7/28/2021	<80	<1	<1	<1	<2	<1	<1	x
		8/11/2021	<80	<1	<1	<1	<2	<1	<1	
		8/18/2021	<80	<1	<1	<1	<2	<1	<1	x
		8/25/2021	<80	<1	<1	<1	<2	<1	<1	
		9/8/2021	<80	<1	<1	<1	<2	<1	<1	
		9/22/2021	<80	<1	<1	<1	<2	<1	<1	
		10/6/2021	<80	<1	<1	<1	<2	<1	<1	
		10/19/2021	<80	<1	<1	<1	<2	<1	<1	
		11/1/2021	<80	<1	<1	<1	<2	<1	<1	
		11/17/2021	<80	<1	<1	<1	<2	<1	<1	
		12/1/2021	<80	<1	<1	<1	<2	<1	<1	
		12/15/2021	<80	<1	<1	<1	<2	<1	<1	
		12/30/2021	<80	<1	<1	<1	<2	<1	<1	
		1/6/2022	<80	<1	<1	<1	<2	<1	<1	x
		1/12/2022	<80	<1	<1	<1	<2	<1	<1	
		1/19/2022	<80	<1	<1	<1	<2	<1	<1	x
		1/26/2022	<80	<1	<1	<1	<2	<1	<1	
		2/9/2022	<80	<1	<1	<1	<2	<1	<1	
		2/23/2022	<80	<1	<1	<1	<2	<1	<1	

Table 1. Surface Water Sampling Results
2020-L1-SR2448 Incident

Location ID	Description	Date	TPH (GRO) (µg/L)	Benzene (µg/L)	Toluene (µg/L)	Ethylbenzene (µg/L)	m,p-Xylene (µg/L)	o-Xylene (µg/L)	Xylenes (µg/L)	Rain Event
	EPA MCL			**5**	**1,000**	**700**	**10,000**	**10,000**	**10,000**	
	EPA Region 4 ESV (acute)			**700**	**560**	**550**	**240**	**240**	**240**	
	15A North Carolina Administrative Code subchapter 02B			**51**	**11**	**97**	**420**	**600**	**670**	
SW-4	**Clarke Creek (Downgradient of North/South Prong Clark Creek confluence)**	8/15/2020	<80	<1	<1	<1	<2	<1	<1	
		8/16/2020	<80	<1	<1	<1	<2	<1	<1	
		8/17/2020	<80	<1	<1	<1	<2	<1	<1	
		8/18/2020	<80	<1	<1	<1	<2	<1	<1	
		8/19/2020	<80	<1	<1	<1	<2	<1	<1	
		8/20/2020	<80	<1	<1	<1	<2	<1	<1	
		8/21/2020	<80	<1	<1	<1	<2	<1	<1	
		8/22/2020	<80	<1	<1	<1	<2	<1	<1	
		8/27/2020	<80	<1	<1	<1	<2	<1	<1	
		9/1/2020	<80	<1	<1	<1	<2	<1	<1	x
		9/2/2020	<80	<1	<1	<1	<2	<1	<1	x
		9/3/2020	<80	<1	<1	<1	<2	<1	<1	x
		9/10/2020	<80	<1	<1	<1	<2	<1	<1	
		9/17/2020	<80	<1	<1	<1	<2	<1	<1	
		9/19/2020	<80	<1	<1	<1	<2	<1	<1	x
		9/24/2020	<80	<1	<1	<1	<2	<1	<1	
		9/26/2020	<80	<1	<1	<1	<2	<1	<1	x
		10/1/2020	<80	<1	<1	<1	<2	<1	<1	
		10/7/2020	<80	<1	<1	<1	<2	<1	<1	
		10/12/2020	<80	<1	<1	<1	<2	<1	<1	x
		10/22/2020	<80	<1	<1	<1	<2	<1	<1	
		10/31/2020	<80	<1	<1	<1	<2	<1	<1	
		11/5/2020	<80	<1	<1	<1	<2	<1	<1	
		11/13/2020	<80	<1	<1	<1	<2	<1	<1	x
		11/19/2020	<80	<1	<1	<1	<2	<1	<1	
		12/1/2020	<80	<1	<1	<1	<2	<1	<1	x
		12/17/2020	<80	<1	<1	<1	<2	<1	<1	x
		12/30/2020	<80	<1	<1	<1	<2	<1	<1	
		1/14/2021	<80	<1	<1	<1	<2	<1	<1	
		1/27/2021	<80	<1	<1	<1	<2	<1	<1	x
		2/12/2021	<80	<1	<1	<1	<2	<1	<1	x
		2/26/2021	<80	<1	<1	<1	<2	<1	<1	
		3/10/2021	<80	<1	<1	<1	<2	<1	<1	
		3/19/2021	<80	<1	<1	<1	<2	<1	<1	x
		3/24/2021	<80	<1	<1	<1	<2	<1	<1	
		3/26/2021	<80	<1	<1	<1	<2	<1	<1	x
		4/7/2021	<80	<1	<1	<1	<2	<1	<1	
		4/21/2021	<80	<1	<1	<1	<2	<1	<1	
		5/5/2021	<80	<1	<1	<1	<2	<1	<1	
		5/20/2021	<80	<1	<1	<1	<2	<1	<1	
		6/3/2021	<80	<1	<1	<1	<2	<1	<1	
		6/9/2021	<80	<1	<1	<1	<2	<1	<1	x
		6/16/2021	<80	<1	<1	<1	<2	<1	<1	
		7/2/2021	<80	<1	<1	<1	<2	<1	<1	
		7/14/2021	<80	<1	<1	<1	<2	<1	<1	
		7/16/2021	<80	<1	<1	<1	<2	<1	<1	x
		7/20/2021	<80	<1	<1	<1	<2	<1	<1	x
		7/28/2021	<80	<1	<1	<1	<2	<1	<1	x
		8/11/2021	<80	<1	<1	<1	<2	<1	<1	
		8/18/2021	<80	<1	<1	<1	<2	<1	<1	x
		8/25/2021	<80	<1	<1	<1	<2	<1	<1	
		9/8/2021	<80	<1	<1	<1	<2	<1	<1	
		9/22/2021	<80	<1	<1	<1	<2	<1	<1	
		10/6/2021	<80	<1	<1	<1	<2	<1	<1	
		10/19/2021	<80	<1	<1	<1	<2	<1	<1	
		11/1/2021	<80	<1	<1	<1	<2	<1	<1	
		11/17/2021	<80	<1	<1	<1	<2	<1	<1	
		12/1/2021	<80	<1	<1	<1	<2	<1	<1	
		12/15/2021	<80	<1	<1	<1	<2	<1	<1	
		12/30/2021	<80	<1	<1	<1	<2	<1	<1	
		1/6/2022	<80	<1	<1	<1	<2	<1	<1	x
		1/12/2022	<80	<1	<1	<1	<2	<1	<1	
		1/19/2022	<80	<1	<1	<1	<2	<1	<1	x
		1/26/2022	<80	<1	<1	<1	<2	<1	<1	
		2/9/2022	<80	<1	<1	<1	<2	<1	<1	
		2/23/2022	<80	<1	<1	<1	<2	<1	<1	

Table 1. Surface Water Sampling Results
2020-L1-SR2448 Incident

Location ID	Description	Date	TPH (GRO) (µg/L)	Benzene (µg/L)	Toluene (µg/L)	Ethylbenzene (µg/L)	m,p-Xylene (µg/L)	o-Xylene (µg/L)	Xylenes (µg/L)	Rain Event
	EPA MCL			**5**	**1,000**	**700**	**10,000**	**10,000**	**10,000**	
	EPA Region 4 ESV (acute)			**700**	**560**	**550**	**240**	**240**	**240**	
	15A North Carolina Administrative Code subchapter 02B			**51**	**11**	**97**	**420**	**600**	**670**	
SW-5	**Ramah Creek (Upgradient of SW-6)**	8/15/2020	<80	<1	<1	<1	<2	<1	<1	
		8/16/2020	<80	<1	<1	<1	<2	<1	<1	
		8/17/2020	<80	<1	<1	<1	<2	<1	<1	
		8/18/2020	<80	<1	<1	<1	<2	<1	<1	
		8/19/2020	<80	<1	<1	<1	<2	<1	<1	
		8/20/2020	<80	<1	<1	<1	<2	<1	<1	
		8/21/2020	<80	<1	<1	<1	<2	<1	<1	
		8/22/2020	<80	<1	<1	<1	<2	<1	<1	
		8/27/2020	<80	<1	<1	<1	<2	<1	<1	
		9/1/2020	<80	<1	<1	<1	<2	<1	<1	x
		9/2/2020	<80	<1	<1	<1	<2	<1	<1	x
		9/3/2020	<80	<1	<1	<1	<2	<1	<1	x
		9/10/2020	<80	<1	<1	<1	<2	<1	<1	
		9/17/2020	<80	<1	<1	<1	<2	<1	<1	
		9/19/2020	<80	<1	<1	<1	<2	<1	<1	x
		9/24/2020	<80	<1	<1	<1	<2	<1	<1	
		9/26/2020	<80	<1	<1	<1	<2	<1	<1	x
		10/1/2020	<80	<1	<1	<1	<2	<1	<1	
		10/7/2020	<80	<1	<1	<1	<2	<1	<1	
		10/12/2020	<80	<1	<1	<1	<2	<1	<1	x
		10/22/2020	<80	<1	<1	<1	<2	<1	<1	
		10/31/2020	<80	<1	<1	<1	<2	<1	<1	
		11/5/2020	<80	<1	<1	<1	<2	<1	<1	
		11/13/2020	<80	<1	<1	<1	<2	<1	<1	x
		11/19/2020	<80	<1	<1	<1	<2	<1	<1	
		12/1/2020	<80	<1	<1	<1	<2	<1	<1	x
		12/17/2020	<80	<1	<1	<1	<2	<1	<1	x
		12/30/2020	<80	<1	<1	<1	<2	<1	<1	
		1/14/2021	<80	<1	<1	<1	<2	<1	<1	
		1/27/2021	<80	<1	<1	<1	<2	<1	<1	x
		2/12/2021	<80	<1	<1	<1	<2	<1	<1	x
		2/26/2021	<80	<1	<1	<1	<2	<1	<1	
		3/10/2021	<80	<1	<1	<1	<2	<1	<1	
		3/19/2021	<80	<1	<1	<1	<2	<1	<1	x
		3/24/2021	<80	<1	<1	<1	<2	<1	<1	
		3/26/2021	<80	<1	<1	<1	<2	<1	<1	x
		4/7/2021	<80	<1	<1	<1	<2	<1	<1	
		4/21/2021	<80	<1	<1	<1	<2	<1	<1	
		5/5/2021	<80	<1	<1	<1	<2	<1	<1	
		5/20/2021	<80	<1	<1	<1	<2	<1	<1	
		6/3/2021	<80	<1	<1	<1	<2	<1	<1	
		6/9/2021	<80	<1	<1	<1	<2	<1	<1	x
		6/16/2021	<80	<1	<1	<1	<2	<1	<1	
		7/2/2021	<80	<1	<1	<1	<2	<1	<1	
		7/14/2021	<80	<1	<1	<1	<2	<1	<1	
		7/16/2021	<80	<1	<1	<1	<2	<1	<1	x
		7/20/2021	<80	<1	<1	<1	<2	<1	<1	x
		7/28/2021	<80	<1	<1	<1	<2	<1	<1	x
		8/11/2021	<80	<1	<1	<1	<2	<1	<1	
		8/18/2021	<80	<1	<1	<1	<2	<1	<1	x
		8/25/2021	<80	<1	<1	<1	<2	<1	<1	
		9/8/2021	<80	<1	<1	<1	<2	<1	<1	
		9/22/2021	<80	<1	<1	<1	<2	<1	<1	
		10/6/2021	<80	<1	<1	<1	<2	<1	<1	
		10/19/2021	<80	<1	<1	<1	<2	<1	<1	
		11/1/2021	<80	<1	<1	<1	<2	<1	<1	
		11/17/2021	<80	<1	<1	<1	<2	<1	<1	
		12/1/2021	<80	<1	<1	<1	<2	<1	<1	
		12/15/2021	<80	<1	<1	<1	<2	<1	<1	
		12/30/2021	<80	<1	<1	<1	<2	<1	<1	
		1/6/2022	<80	<1	<1	<1	<2	<1	<1	x
		1/12/2022	<80	<1	<1	<1	<2	<1	<1	
		1/19/2022	<80	<1	<1	<1	<2	<1	<1	x
		1/26/2022	<80	<1	<1	<1	<2	<1	<1	
		2/9/2022	<80	<1	<1	<1	<2	<1	<1	
		2/23/2022	<80	<1	<1	<1	<2	<1	<1	

Table 1. Surface Water Sampling Results
2020-L1-SR2448 Incident

Location ID	Description	Date	TPH (GRO) (µg/L)	Benzene (µg/L)	Toluene (µg/L)	Ethylbenzene (µg/L)	m,p-Xylene (µg/L)	o-Xylene (µg/L)	Xylenes (µg/L)	Rain Event
	EPA MCL			**5**	**1,000**	**700**	**10,000**	**10,000**	**10,000**	
	EPA Region 4 ESV (acute)			**700**	**560**	**550**	**240**	**240**	**240**	
	15A North Carolina Administrative Code subchapter 02B			**51**	**11**	**97**	**420**	**600**	**670**	
SW-6	**Clarke Creek (Downgradient of Ramah Creek confluence)**	8/15/2020	<80	<1	<1	<1	<2	<1	<1	
		8/16/2020	<80	<1	<1	<1	<2	<1	<1	
		8/17/2020	<80	<1	<1	<1	<2	<1	<1	
		8/18/2020	<80	<1	<1	<1	<2	<1	<1	
		8/19/2020	<80	<1	<1	<1	<2	<1	<1	
		8/20/2020	<80	<1	<1	<1	<2	<1	<1	
		8/21/2020	<80	<1	<1	<1	<2	<1	<1	
		8/22/2020	<80	<1	<1	<1	<2	<1	<1	
		8/27/2020	<80	<1	<1	<1	<2	<1	<1	
		9/1/2020	<80	<1	<1	<1	<2	<1	<1	x
		9/2/2020	<80	<1	<1	<1	<2	<1	<1	x
		9/3/2020	<80	<1	<1	<1	<2	<1	<1	x
		9/10/2020	<80	<1	<1	<1	<2	<1	<1	
		9/17/2020	<80	<1	<1	<1	<2	<1	<1	
		9/19/2020	<80	<1	<1	<1	<2	<1	<1	x
		9/24/2020	<80	<1	<1	<1	<2	<1	<1	
		9/26/2020	<80	<1	<1	<1	<2	<1	<1	x
		10/1/2020	<80	<1	<1	<1	<2	<1	<1	
		10/7/2020	<80	<1	<1	<1	<2	<1	<1	
		10/12/2020	<80	<1	<1	<1	<2	<1	<1	x
		10/22/2020	<80	<1	<1	<1	<2	<1	<1	
		10/31/2020	<80	<1	<1	<1	<2	<1	<1	
		11/5/2020	<80	<1	<1	<1	<2	<1	<1	
		11/13/2020	<80	<1	<1	<1	<2	<1	<1	x
		11/19/2020	<80	<1	<1	<1	<2	<1	<1	
		12/1/2020	<80	<1	<1	<1	<2	<1	<1	x
		12/17/2020	<80	<1	<1	<1	<2	<1	<1	x
		12/30/2020	<80	<1	<1	<1	<2	<1	<1	
		1/14/2021	<80	<1	<1	<1	<2	<1	<1	
		1/27/2021	<80	<1	<1	<1	<2	<1	<1	x
		2/12/2021	<80	<1	<1	<1	<2	<1	<1	x
		2/26/2021	<80	<1	<1	<1	<2	<1	<1	
		3/10/2021	<80	<1	<1	<1	<2	<1	<1	
		3/19/2021	<80	<1	<1	<1	<2	<1	<1	x
		3/24/2021	<80	<1	<1	<1	<2	<1	<1	
		3/26/2021	<80	<1	<1	<1	<2	<1	<1	x
		4/7/2021	<80	<1	<1	<1	<2	<1	<1	
		4/21/2021	<80	<1	<1	<1	<2	<1	<1	
		5/5/2021	<80	<1	<1	<1	<2	<1	<1	
		5/20/2021	<80	<1	<1	<1	<2	<1	<1	
		6/3/2021	<80	<1	<1	<1	<2	<1	<1	
		6/9/2021	<80	<1	<1	<1	<2	<1	<1	x
		6/16/2021	<80	<1	<1	<1	<2	<1	<1	
		7/2/2021	<80	<1	<1	<1	<2	<1	<1	
		7/14/2021	<80	<1	<1	<1	<2	<1	<1	
		7/16/2021	<80	<1	<1	<1	<2	<1	<1	x
		7/20/2021	<80	<1	<1	<1	<2	<1	<1	x
		7/28/2021	<80	<1	<1	<1	<2	<1	<1	x
		8/11/2021	<80	<1	<1	<1	<2	<1	<1	
		8/18/2021	<80	<1	<1	<1	<2	<1	<1	x
		8/25/2021	<80	<1	<1	<1	<2	<1	<1	
		9/8/2021	<80	<1	<1	<1	<2	<1	<1	
		9/22/2021	<80	<1	<1	<1	<2	<1	<1	
		10/6/2021	<80	<1	<1	<1	<2	<1	<1	
		10/19/2021	<80	<1	<1	<1	<2	<1	<1	
		11/1/2021	<80	<1	<1	<1	<2	<1	<1	
		11/17/2021	<80	<1	<1	<1	<2	<1	<1	
		12/1/2021		Not collected due to new fence and a notice of no trespassing						
		12/15/2021		Not collected due to new fence and a notice of no trespassing						
		12/30/2021		Not collected due to new fence and a notice of no trespassing						
		1/6/2022		Not collected due to new fence and a notice of no trespassing						x
		1/12/2022		Not collected due to new fence and a notice of no trespassing						
		1/19/2022		Not collected due to new fence and a notice of no trespassing						x
		1/26/2022		Not collected due to new fence and a notice of no trespassing						
		2/9/2022		Not collected due to new fence and a notice of no trespassing						
		2/23/2022		Not collected due to new fence and a notice of no trespassing						

Table 1. Surface Water Sampling Results
2020-L1-SR2448 Incident

Location ID	Description	Date	TPH (GRO) (µg/L)	Benzene (µg/L)	Toluene (µg/L)	Ethylbenzene (µg/L)	m,p-Xylene (µg/L)	o-Xylene (µg/L)	Xylenes (µg/L)	Rain Event
	EPA MCL			**5**	**1,000**	**700**	**10,000**	**10,000**	**10,000**	
	EPA Region 4 ESV (acute)			**700**	**560**	**550**	**240**	**240**	**240**	
	15A North Carolina Administrative Code subchapter 02B			**51**	**11**	**97**	**420**	**600**	**670**	
SW-7	**Rocky River (Downgradient of Clarke River confluence)**	8/15/2020	<80	<1	<1	<1	<2	<1	<1	
		8/16/2020	<80	<1	<1	<1	<2	<1	<1	
		8/17/2020	<80	<1	<1	<1	<2	<1	<1	
		8/18/2020	<80	<1	<1	<1	<2	<1	<1	
		8/19/2020	<80	<1	<1	<1	<2	<1	<1	
		8/20/2020	<80	<1	<1	<1	<2	<1	<1	
		8/21/2020	<80	<1	<1	<1	<2	<1	<1	
		8/22/2020	<80	<1	<1	<1	<2	<1	<1	
		8/27/2020	<80	<1	<1	<1	<2	<1	<1	
		9/1/2020	<80	<1	<1	<1	<2	<1	<1	x
		9/2/2020	<80	<1	<1	<1	<2	<1	<1	x
		9/3/2020	<80	<1	<1	<1	<2	<1	<1	x
		9/10/2020	<80	<1	<1	<1	<2	<1	<1	
		9/17/2020	<80	<1	<1	<1	<2	<1	<1	
		9/19/2020	<80	<1	<1	<1	<2	<1	<1	x
		9/24/2020	<80	<1	<1	<1	<2	<1	<1	
		9/26/2020	<80	<1	<1	<1	<2	<1	<1	x
		10/1/2020	<80	<1	<1	<1	<2	<1	<1	
		10/7/2020	<80	<1	<1	<1	<2	<1	<1	
		10/12/2020	<80	<1	<1	<1	<2	<1	<1	x
		10/22/2020	<80	<1	<1	<1	<2	<1	<1	
		10/31/2020	<80	<1	<1	<1	<2	<1	<1	
		11/5/2020	<80	<1	<1	<1	<2	<1	<1	
		11/13/2020	<80	<1	<1	<1	<2	<1	<1	x
		11/19/2020	<80	<1	<1	<1	<2	<1	<1	
		12/1/2020	<80	<1	<1	<1	<2	<1	<1	x
		12/17/2020	<80	<1	<1	<1	<2	<1	<1	x
		12/30/2020	<80	<1	<1	<1	<2	<1	<1	
		1/14/2021	<80	<1	<1	<1	<2	<1	<1	
		1/27/2021	<80	<1	<1	<1	<2	<1	<1	x
		2/12/2021	<80	<1	<1	<1	<2	<1	<1	x
		2/26/2021	<80	<1	<1	<1	<2	<1	<1	
		3/10/2021	<80	<1	<1	<1	<2	<1	<1	
		3/19/2021	<80	<1	<1	<1	<2	<1	<1	x
		3/24/2021	<80	<1	<1	<1	<2	<1	<1	
		3/26/2021	<80	<1	<1	<1	<2	<1	<1	x
		4/7/2021	<80	<1	<1	<1	<2	<1	<1	
		4/21/2021	<80	<1	<1	<1	<2	<1	<1	
		5/5/2021	<80	<1	<1	<1	<2	<1	<1	
		5/20/2021	<80	<1	<1	<1	<2	<1	<1	
		6/3/2021	<80	<1	<1	<1	<2	<1	<1	
		6/9/2021	<80	<1	<1	<1	<2	<1	<1	x
		6/16/2021	<80	<1	<1	<1	<2	<1	<1	
		7/2/2021	<80	<1	<1	<1	<2	<1	<1	
		7/14/2021	<80	<1	<1	<1	<2	<1	<1	
		7/16/2021	<80	<1	<1	<1	<2	<1	<1	x
		7/20/2021	<80	<1	<1	<1	<2	<1	<1	x
		7/28/2021	<80	<1	<1	<1	<2	<1	<1	x
		8/11/2021	<80	<1	<1	<1	<2	<1	<1	
		8/18/2021	<80	<1	<1	<1	<2	<1	<1	x
		8/25/2021	<80	<1	<1	<1	<2	<1	<1	
		9/8/2021	<80	<1	<1	<1	<2	<1	<1	
		9/22/2021	<80	<1	<1	<1	<2	<1	<1	
		10/6/2021	<80	<1	<1	<1	<2	<1	<1	
		10/19/2021	<80	<1	<1	<1	<2	<1	<1	
		11/1/2021	<80	<1	<1	<1	<2	<1	<1	
		11/17/2021	<80	<1	<1	<1	<2	<1	<1	
		12/1/2021	<80	<1	<1	<1	<2	<1	<1	
		12/15/2021	<80	<1	<1	<1	<2	<1	<1	
		12/30/2021	<80	<1	<1	<1	<2	<1	<1	
		1/6/2022	<80	<1	<1	<1	<2	<1	<1	x
		1/12/2022	<80	<1	<1	<1	<2	<1	<1	
		1/19/2022	<80	<1	<1	<1	<2	<1	<1	x
		1/26/2022	<80	<1	<1	<1	<2	<1	<1	
		2/9/2022	<80	<1	<1	<1	<2	<1	<1	
		2/23/2022	<80	<1	<1	<1	<2	<1	<1	

Table 1. Surface Water Sampling Results
2020-L1-SR2448 Incident

Location ID	Description	Date	TPH (GRO) (µg/L)	Benzene (µg/L)	Toluene (µg/L)	Ethylbenzene (µg/L)	m,p-Xylene (µg/L)	o-Xylene (µg/L)	Xylenes (µg/L)	Rain Event
	EPA MCL			**5**	**1,000**	**700**	**10,000**	**10,000**	**10,000**	
	EPA Region 4 ESV (acute)			**700**	**560**	**550**	**240**	**240**	**240**	
	15A North Carolina Administrative Code subchapter 02B			**51**	**11**	**97**	**420**	**600**	**670**	
SW-8	**Rocky River (Downgradient of Clarke River confluence)**	8/15/2020	<80	<1	<1	<1	<2	<1	<1	
		8/16/2020	<80	<1	<1	<1	<2	<1	<1	
		8/17/2020	<80	<1	<1	<1	<2	<1	<1	
		8/18/2020	<80	<1	<1	<1	<2	<1	<1	
		8/19/2020	<80	<1	<1	<1	<2	<1	<1	
		8/20/2020	<80	<1	<1	<1	<2	<1	<1	
		8/21/2020	<80	<1	<1	<1	<2	<1	<1	
		8/22/2020	<80	<1	<1	<1	<2	<1	<1	
SW-9	**Rocky River (Downgradient of Clarke River confluence)**	8/15/2020	<80	<1	<1	<1	<2	<1	<1	
		8/16/2020	<80	<1	<1	<1	<2	<1	<1	
		8/17/2020	<80	<1	<1	<1	<2	<1	<1	
		8/18/2020	<80	<1	<1	<1	<2	<1	<1	
		8/19/2020	<80	<1	<1	<1	<2	<1	<1	
		8/20/2020	<80	<1	<1	<1	<2	<1	<1	
		8/21/2020	<80	<1	<1	<1	<2	<1	<1	
		8/22/2020	<80	<1	<1	<1	<2	<1	<1	
SW-10	**Rocky River (Downgradient of Clarke River confluence)**	8/15/2020	<80	<1	<1	<1	<2	<1	<1	
		8/16/2020	<80	<1	<1	<1	<2	<1	<1	
		8/17/2020	<80	<1	<1	<1	<2	<1	<1	
		8/18/2020	<80	<1	<1	<1	<2	<1	<1	
		8/19/2020	<80	<1	<1	<1	<2	<1	<1	
		8/20/2020	<80	<1	<1	<1	<2	<1	<1	
		8/21/2020	<80	<1	<1	<1	<2	<1	<1	
		8/22/2020	<80	<1	<1	<1	<2	<1	<1	
SW-11	**Rocky River (Downgradient of Mallard Creek)**	8/15/2020	<80	<1	<1	<1	<2	<1	<1	
		8/16/2020	<80	<1	<1	<1	<2	<1	<1	
		8/17/2020	<80	<1	<1	<1	<2	<1	<1	
		8/18/2020	<80	<1	<1	<1	<2	<1	<1	
		8/19/2020	<80	<1	<1	<1	<2	<1	<1	
		8/20/2020	<80	<1	<1	<1	<2	<1	<1	
		8/21/2020	<80	<1	<1	<1	<2	<1	<1	
		8/22/2020	<80	<1	<1	<1	<2	<1	<1	
SW-12	**Rocky River (Downgradient of Back Creek)**	8/15/2020	<80	<1	<1	<1	<2	<1	<1	
		8/16/2020	<80	<1	<1	<1	<2	<1	<1	
		8/17/2020	<80	<1	<1	<1	<2	<1	<1	
		8/18/2020	<80	<1	<1	<1	<2	<1	<1	
		8/19/2020	<80	<1	<1	<1	<2	<1	<1	
		8/20/2020	<80	<1	<1	<1	<2	<1	<1	
		8/21/2020	<80	<1	<1	<1	<2	<1	<1	
		8/22/2020	<80	<1	<1	<1	<2	<1	<1	

Table 1. Surface Water Sampling Results
2020-L1-SR2448 Incident

Location ID	Description	Date	TPH (GRO) (µg/L)	Benzene (µg/L)	Toluene (µg/L)	Ethylbenzene (µg/L)	m,p-Xylene (µg/L)	o-Xylene (µg/L)	Xylenes (µg/L)	Rain Event
		EPA MCL		**5**	**1,000**	**700**	**10,000**	**10,000**	**10,000**	
		EPA Region 4 ESV (acute)		**700**	**560**	**550**	**240**	**240**	**240**	
		15A North Carolina Administrative Code subchapter 02B		**51**	**11**	**97**	**420**	**600**	**670**	
		9/1/2020	<80	<1	<1	<1	<2	<1	<1	x
		9/2/2020	<80	<1	<1	<1	<2	<1	<1	x
		9/3/2020	<80	<1	<1	<1	<2	<1	<1	x
		9/10/2020	<80	<1	<1	<1	<2	<1	<1	
		9/17/2020	<80	<1	<1	<1	<2	<1	<1	
		9/19/2020	<80	<1	<1	<1	<2	<1	<1	x
		9/24/2020	<80	<1	<1	<1	<2	<1	<1	
		9/26/2020	<80	<1	<1	<1	<2	<1	<1	x
		10/1/2020	<80	<1	<1	<1	<2	<1	<1	
		10/7/2020	<80	<1	<1	<1	<2	<1	<1	
		10/12/2020	<80	<1	<1	<1	<2	<1	<1	x
		10/22/2020	<80	<1	<1	<1	<2	<1	<1	
		10/31/2020	<80	<1	<1	<1	<2	<1	<1	
		11/5/2020	<80	<1	<1	<1	<2	<1	<1	
		11/13/2020	<80	<1	<1	<1	<2	<1	<1	x
		11/19/2020	<80	<1	<1	<1	<2	<1	<1	
		12/1/2020	<80	<1	<1	<1	<2	<1	<1	x
		12/17/2020	<80	<1	<1	<1	<2	<1	<1	x
		12/30/2020	<80	<1	<1	<1	<2	<1	<1	
		1/14/2021	<80	<1	<1	<1	<2	<1	<1	
		1/27/2021	<80	<1	<1	<1	<2	<1	<1	x
		2/12/2021	<80	<1	<1	<1	<2	<1	<1	x
		2/26/2021	<80	<1	<1	<1	<2	<1	<1	
		3/10/2021	<80	<1	<1	<1	<2	<1	<1	
		3/19/2021	<80	<1	<1	<1	<2	<1	<1	x
		3/24/2021	<80	<1	<1	<1	<2	<1	<1	
		3/26/2021	<80	<1	<1	<1	<2	<1	<1	x
		4/7/2021	<80	<1	<1	<1	<2	<1	<1	
SW-Seep	**Downgradient of Site**	4/21/2021	<80	<1	**4**	<1	<2	<1	<1	
		5/5/2021	<80	<1	**6.7**	<1	<2	<1	<1	
		5/20/2021	<80	<1	<1	<1	<2	<1	<1	
		6/3/2021	<80	<1	<1	<1	<2	<1	<1	
		6/9/2021	<80	<1	<1	<1	<2	<1	<1	x
		6/16/2021	<80	<1	<1	<1	<2	<1	<1	
		7/2/2021	<80	<1	<1	<1	<2	<1	<1	
		7/14/2021	<80	<1	<1	<1	<2	<1	<1	
		7/16/2021	<80	<1	<1	<1	<2	<1	<1	x
		7/20/2021	<80	<1	<1	<1	<2	<1	<1	x
		7/28/2021	<80	<1	<1	<1	<2	<1	<1	x
		8/11/2021	<80	<1	<1	<1	<2	<1	<1	
		8/18/2021	<80	<1	<1	<1	<2	<1	<1	x
		8/25/2021	<80	<1	<1	<1	<2	<1	<1	
		9/8/2021	<80	<1	<1	<1	<2	<1	<1	
		9/22/2021	<80	<1	<1	<1	<2	<1	<1	
		10/6/2021	<80	<1	<1	<1	<2	<1	<1	
		10/19/2021	<80	<1	<1	<1	<2	<1	<1	
		11/1/2021	<80	<1	<1	<1	<2	<1	<1	
		11/17/2021	Sample was not collected. There was not enough water at the location to collect.							
		12/1/2021	Sample was not collected. There was not enough water at the location to collect.							
		12/15/2021	Sample was not collected. There was not enough water at the location to collect.							
		12/30/2021	Sample was not collected. There was not enough water at the location to collect.							
		1/6/2022	<80	<1	<1	<1	<2	<1	<1	x
		1/12/2022	<80	<1	<1	<1	<2	<1	<1	
		1/19/2022	<80	<1	<1	<1	<2	<1	<1	x
		1/26/2022	<80	<1	<1	<1	<2	<1	<1	
		2/9/2022	<80	<1	<1	<1	<2	<1	<1	
		2/23/2022	<80	<1	<1	<1	<2	<1	<1	

Table 1. Surface Water Sampling Results
2020-L1-SR2448 Incident

Location ID	Description	Date	TPH (GRO) (µg/L)	Benzene (µg/L)	Toluene (µg/L)	Ethylbenzene (µg/L)	m,p-Xylene (µg/L)	o-Xylene (µg/L)	Xylenes (µg/L)	Rain Event
		EPA MCL		**5**	**1,000**	**700**	**10,000**	**10,000**	**10,000**	
		EPA Region 4 ESV (acute)		**700**	**560**	**550**	**240**	**240**	**240**	
		15A North Carolina Administrative Code subchapter 02B		**51**	**11**	**97**	**420**	**600**	**670**	
		9/1/2020	<80	<1	<1	<1	<2	<1	<1	x
		9/2/2020	<80	<1	<1	<1	<2	<1	<1	x
		9/3/2020	<80	<1	<1	<1	<2	<1	<1	x
		9/10/2020	<80	<1	<1	<1	<2	<1	<1	
		9/17/2020	<80	<1	<1	<1	<2	<1	<1	
		9/19/2020	<80	<1	<1	<1	<2	<1	<1	x
		9/24/2020	<80	<1	<1	<1	<2	<1	<1	
		9/26/2020	<80	<1	<1	<1	<2	<1	<1	x
		10/1/2020	<80	<1	<1	<1	<2	<1	<1	
		10/7/2020	<80	<1	<1	<1	<2	<1	<1	
		10/12/2020	<80	<1	<1	<1	<2	<1	<1	x
		10/22/2020	<80	<1	<1	<1	<2	<1	<1	
		10/31/2020	<80	<1	<1	<1	<2	<1	<1	
		11/5/2020	<80	<1	<1	<1	<2	<1	<1	
		11/13/2020	<80	<1	<1	<1	<2	<1	<1	x
		11/19/2020	<80	<1	<1	<1	<2	<1	<1	
		12/1/2020	<80	<1	<1	<1	<2	<1	<1	x
		12/17/2020	<80	<1	<1	<1	<2	<1	<1	x
		12/30/2020	<80	<1	<1	<1	<2	<1	<1	
		1/14/2021	<80	<1	<1	<1	<2	<1	<1	
		1/27/2021	<80	<1	<1	<1	<2	<1	<1	x
		2/12/2021	<80	<1	<1	<1	<2	<1	<1	x
		2/26/2021	<80	<1	<1	<1	<2	<1	<1	
		3/10/2021	<80	<1	<1	<1	<2	<1	<1	
		3/19/2021	<80	<1	<1	<1	<2	<1	<1	x
		3/24/2021	<80	<1	<1	<1	<2	<1	<1	
		3/26/2021	<80	<1	<1	<1	<2	<1	<1	x
		4/7/2021	<80	<1	<1	<1	<2	<1	<1	
SW-Confluence	**Downgradient of Site**	4/21/2021	<80	<1	<1	<1	<2	<1	<1	
		5/5/2021	<80	<1	<1	<1	<2	<1	<1	
		5/20/2021	<80	<1	<1	<1	<2	<1	<1	
		6/3/2021	<80	<1	<1	<1	<2	<1	<1	
		6/9/2021	<80	<1	<1	<1	<2	<1	<1	x
		6/16/2021	<80	<1	<1	<1	<2	<1	<1	
		7/2/2021	<80	<1	<1	<1	<2	<1	<1	
		7/14/2021	<80	<1	<1	<1	<2	<1	<1	
		7/16/2021	<80	<1	<1	<1	<2	<1	<1	x
		7/20/2021	<80	<1	<1	<1	<2	<1	<1	x
		7/28/2021	<80	<1	<1	<1	<2	<1	<1	x
		8/11/2021	<80	<1	<1	<1	<2	<1	<1	
		8/18/2021	<80	<1	<1	<1	<2	<1	<1	x
		8/25/2021	<80	<1	<1	<1	<2	<1	<1	
		9/8/2021	<80	<1	<1	<1	<2	<1	<1	
		9/22/2021	<80	<1	<1	<1	<2	<1	<1	
		10/6/2021	<80	<1	<1	<1	<2	<1	<1	
		10/19/2021	<80	<1	<1	<1	<2	<1	<1	
		11/1/2021	<80	<1	<1	<1	<2	<1	<1	
		11/17/2021	<80	<1	<1	<1	<2	<1	<1	
		12/1/2021	<80	<1	<1	<1	<2	<1	<1	
		12/15/2021	<80	<1	<1	<1	<2	<1	<1	
		12/30/2021	<80	<1	<1	<1	<2	<1	<1	
		1/6/2022	<80	<1	<1	<1	<2	<1	<1	x
		1/12/2022	<80	<1	<1	<1	<2	<1	<1	
		1/19/2022	<80	<1	<1	<1	<2	<1	<1	x
		1/26/2022	<80	<1	<1	<1	<2	<1	<1	
		2/9/2022	<80	<1	<1	<1	<2	<1	<1	
		2/23/2022	<80	<1	<1	<1	<2	<1	<1	

Table 1. Surface Water Sampling Results
2020-L1-SR2448 Incident

Location ID	Description	Date	TPH (GRO) (µg/L)	Benzene (µg/L)	Toluene (µg/L)	Ethylbenzene (µg/L)	m,p-Xylene (µg/L)	o-Xylene (µg/L)	Xylenes (µg/L)	Rain Event
	EPA MCL			**5**	**1,000**	**700**	**10,000**	**10,000**	**10,000**	
	EPA Region 4 ESV (acute)			**700**	**560**	**550**	**240**	**240**	**240**	
	15A North Carolina Administrative Code subchapter 02B			**51**	**11**	**97**	**420**	**600**	**670**	
		3/10/2021	<80	<1	<1	<1	<2	<1	<1	
		3/19/2021	<80	<1	<1	<1	<2	<1	<1	x
		3/24/2021	<80	<1	<1	<1	<2	<1	<1	
		3/26/2021	<80	<1	<1	<1	<2	<1	<1	x
		4/7/2021	<80	<1	<1	<1	<2	<1	<1	
		4/21/2021	<80	<1	<1	<1	<2	<1	<1	
		5/5/2021	<80	<1	<1	<1	<2	<1	<1	
		5/20/2021	<80	<1	<1	<1	<2	<1	<1	
		6/3/2021	<80	<1	<1	<1	<2	<1	<1	
		6/9/2021	<80	<1	<1	<1	<2	<1	<1	x
		6/16/2021	<80	<1	<1	<1	<2	<1	<1	
		7/2/2021	<80	<1	<1	<1	<2	<1	<1	
		7/14/2021	<80	<1	<1	<1	<2	<1	<1	
		7/16/2021	<80	<1	<1	<1	<2	<1	<1	x
		7/20/2021	<80	<1	<1	<1	<2	<1	<1	x
		7/28/2021	<80	<1	<1	<1	<2	<1	<1	x
		8/11/2021	<80	<1	<1	<1	<2	<1	<1	
SW-Seep 2	**Downgradient of SW-Seep Location**	8/18/2021	<80	<1	<1	<1	<2	<1	<1	x
		8/25/2021	<80	<1	<1	<1	<2	<1	<1	
		9/8/2021	<80	<1	<1	<1	<2	<1	<1	
		9/22/2021	<80	<1	<1	<1	<2	<1	<1	
		10/6/2021	<80	<1	<1	<1	<2	<1	<1	
		10/19/2021	<80	<1	<1	<1	<2	<1	<1	
		11/1/2021	<80	<1	<1	<1	<2	<1	<1	
		11/17/2021	<80	<1	<1	<1	<2	<1	<1	
		12/1/2021	<80	<1	<1	<1	<2	<1	<1	
		12/15/2021	<80	<1	<1	<1	<2	<1	<1	
		12/30/2021	<80	<1	<1	<1	<2	<1	<1	
		1/6/2022	<80	<1	<1	<1	<2	<1	<1	x
		1/12/2022	<80	<1	<1	<1	<2	<1	<1	
		1/19/2022	<80	<1	<1	<1	<2	<1	<1	x
		1/26/2022	<80	<1	**1.2**	<1	<2	<1	<1	
		2/9/2022	<80	<1	<1	<1	<2	<1	<1	
		2/23/2022	<80	<1	<1	<1	<2	<1	<1	

Table 1. Surface Water Sampling Results
2020-L1-SR2448 Incident

Location ID	Description	Date	TPH (GRO) (µg/L)	Benzene (µg/L)	Toluene (µg/L)	Ethylbenzene (µg/L)	m,p-Xylene (µg/L)	o-Xylene (µg/L)	Xylenes (µg/L)	Rain Event
	EPA MCL			**5**	**1,000**	**700**	**10,000**	**10,000**	**10,000**	
	EPA Region 4 ESV (acute)			**700**	**560**	**550**	**240**	**240**	**240**	
	15A North Carolina Administrative Code subchapter 02B			**51**	**11**	**97**	**420**	**600**	**670**	
SW-Confluence 2	**Downgradient of SW-Confluence Location**	3/10/2021	<80	<1	<1	<1	<2	<1	<1	
		3/19/2021	<80	<1	<1	<1	<2	<1	<1	x
		3/24/2021	<80	<1	<1	<1	<2	<1	<1	
		3/26/2021	<80	<1	<1	<1	<2	<1	<1	x
		4/7/2021	<80	<1	<1	<1	<2	<1	<1	
		4/21/2021	<80	<1	<1	<1	<2	<1	<1	
		5/5/2021	<80	<1	<1	<1	<2	<1	<1	
		5/20/2021	<80	<1	<1	<1	<2	<1	<1	
		6/3/2021	<80	<1	<1	<1	<2	<1	<1	
		6/9/2021	<80	<1	<1	<1	<2	<1	<1	x
		6/16/2021	<80	<1	<1	<1	<2	<1	<1	
		7/2/2021	<80	<1	<1	<1	<2	<1	<1	
		7/14/2021	<80	<1	<1	<1	<2	<1	<1	
		7/16/2021	<80	<1	<1	<1	<2	<1	<1	x
		7/20/2021	<80	<1	<1	<1	<2	<1	<1	x
		7/28/2021	<80	<1	<1	<1	<2	<1	<1	x
		8/11/2021	<80	<1	<1	<1	<2	<1	<1	
		8/18/2021	<80	<1	<1	<1	<2	<1	<1	x
		8/25/2021	<80	<1	<1	<1	<2	<1	<1	
		9/8/2021	<80	<1	<1	<1	<2	<1	<1	
		9/22/2021	<80	<1	<1	<1	<2	<1	<1	
		10/6/2021	<80	<1	<1	<1	<2	<1	<1	
		10/19/2021	<80	<1	<1	<1	<2	<1	<1	
		11/1/2021	<80	<1	<1	<1	<2	<1	<1	
		11/17/2021	<80	<1	<1	<1	<2	<1	<1	
		12/1/2021	<80	<1	<1	<1	<2	<1	<1	
		12/15/2021	<80	<1	<1	<1	<2	<1	<1	
		12/30/2021	<80	<1	<1	<1	<2	<1	<1	
		1/6/2022	<80	<1	<1	<1	<2	<1	<1	x
		1/12/2022	<80	<1	<1	<1	<2	<1	<1	
		1/19/2022	<80	<1	<1	<1	<2	<1	<1	x
		1/26/2022	<80	<1	<1	<1	<2	<1	<1	
		2/9/2022	<80	<1	<1	<1	<2	<1	<1	
		2/23/2022	<80	<1	<1	<1	<2	<1	<1	
SW-G	**Downgradient of SW-Confluence 2 Location at Culvert**	7/2/2021	<80	<1	<1	<1	<2	<1	<1	
		7/14/2021	<80	<1	<1	<1	<2	<1	<1	
		7/16/2021	<80	<1	<1	<1	<2	<1	<1	x
		7/20/2021	<80	<1	<1	<1	<2	<1	<1	x
		7/28/2021	<80	<1	<1	<1	<2	<1	<1	x
		8/11/2021	<80	<1	<1	<1	<2	<1	<1	
		8/18/2021	<80	<1	<1	<1	<2	<1	<1	x
		8/25/2021	<80	<1	<1	<1	<2	<1	<1	
		9/8/2021	<80	<1	<1	<1	<2	<1	<1	
		9/22/2021	<80	<1	<1	<1	<2	<1	<1	
		10/6/2021	<80	<1	<1	<1	<2	<1	<1	
		10/19/2021	<80	<1	<1	<1	<2	<1	<1	
		11/1/2021	<80	<1	<1	<1	<2	<1	<1	
		11/17/2021	<80	<1	<1	<1	<2	<1	<1	
		12/1/2021	<80	<1	<1	<1	<2	<1	<1	
		12/15/2021	<80	<1	<1	<1	<2	<1	<1	
		12/30/2021	<80	<1	<1	<1	<2	<1	<1	
		1/6/2022	<80	<1	<1	<1	<2	<1	<1	x
		1/12/2022	<80	<1	<1	<1	<2	<1	<1	
		1/19/2022	<80	<1	<1	<1	<2	<1	<1	x
		1/26/2022	<80	<1	<1	<1	<2	<1	<1	
		2/9/2022	<80	<1	<1	<1	<2	<1	<1	
		2/23/2022	<80	<1	<1	<1	<2	<1	<1	

Notes:

	Sample collected, results pending
x	Rainfall event (Rain > 1-inch within 24-hour period)
Bold Values	Bold values indicate compound was detected above laboratory reporting limit

Table 2. Surface Water General Parameter Measurements
2020-L1-SR2448 Incident

Location ID	Description	Date	Temperature (°C)	pH (STU)	ORP (mV)	Conductivity (mS/cm)	DO (mg/L)	Turbidity (NTU)	Rain Event
SW-1	North Prong Clark Creek (Up-gradient of the leak site)	8/15/2020	26.66	7.58	57	0.146	4.75	10.1	
		8/16/2020	26.74	7.47	106	0.133	7.01	9.6	
		8/17/2020	25.78	7.47	101	0.137	4.88	2.9	
		8/18/2020	23.71	7.52	39	0.168	5.77	15.00	
		8/19/2020	26.20	7.45	126	0.13	3.92	5.7	
		8/20/2020	24.58	7.52	150	0.135	3.31	13	
		8/21/2020	23.23	7.51	166	0.114	2.92	46.6	
		8/22/2020	25.05	7.27	121	0.123	4.34	9.5	
		8/27/2020	27.40	7.47	186	0.147	3.89	1.3	
		9/1/2020	28.48	7.65	175	0.135	3.7	11.9	x
		9/2/2020	31.39	8.09	152	0.115	4.95	22.4	x
		9/3/2020	29.03	7.55	176	0.123	4.71	6.5	x
		9/10/2020	25.84	7.3	190	0.127	2.97	17.9	
		9/17/2020	25.13	7.55	194	0.096	6.76	14.8	
		9/19/2020	23.10	7.31	184	0.104	5.44	11.2	x
		9/24/2020	20.04	7.06	162	0.084	2.8	0	
		9/26/2020	20.60	6.77	170	0.075	7.49	0	x
		10/1/2020	19.57	7.16	168	0.094	2.53	20.1	
		10/7/2020	18.23	6.18	297	0.195	5.94	0	
		10/12/2020	21.52	6.61	223	0.072	4.98	177	x
		10/22/2020	19.07	6.77	215	0.09	2.44	7.3	
		10/31/2020	15.83	7.41	218	0.088	8.67	77.6	
		11/5/2020	17.29	7	174	0.063	5.78	45.6	
		11/13/2020	19.09	6.67	260	0.029	11.36	208	x
		11/19/2020	10.99	6.57	186	0.077	7.95	72.2	
		12/1/2020	11.60	6.98	90.2	0.13	9.21	32	x
		12/17/2020	9.30	7	146	0.126	10.07	28.2	x
		12/30/2020	7.00	6.69	95.9	0.138	81.2	22.9	
		1/14/2021	10.10	7.18	153.2	0.153	16.32	13.1	
		1/27/2021	11.80	7.31	151.7	0.153	14.8	17.3	x
		2/12/2021	6.90	7	187.3	0.131	12	27.2	x
		2/26/2021	10.50	6.54	234.2	0.161	9.04	39.8	
		3/10/2021	17.20	7.38	177	0.145	14.49	22.8	
		3/19/2021	12.70	7.1	200	0.132	9.02	27.3	x
		3/24/2021	15.80	7.14	152.8	0.145	10.28	23.6	
		3/26/2021	20.10	7.62	185.5	0.12	8.4	46.8	x
		4/7/2021	22.60	7.25	180.7	0.144	9.65	11.1	
		4/21/2021	20.20	7.33	167.3	0.164	10.79	6.54	
		5/5/2021	24.80	7.61	165.8	0.171	7.9	8.12	
		5/20/2021	23.00	7.39	195.8	0.179	13.57	13.21	
		6/3/2021	22.80	7.29	98.2	0.2	11.08	9.53	
		6/9/2021	27.90	7.35	167.1	0.145	9.74	7.08	x
		6/16/2021	24.70	7.54	113.4	0.185	8.53	8.11	
		7/2/2021	28.50	7.69	110.3	0.162	7.89	10.55	
		7/14/2021	27.20	6.88	105.2	0.201	11.53	4.1	
		7/16/2021	31.20	7.38	88.9	0.186	7.74	3.85	x
		7/20/2021	27.30	6.99	122.9	0.154	9.17	7.88	x
		7/28/2021	26.20	6.4	38.6	0.226	1.73	3.67	x
		8/11/2021	24.50	7.19	134.8	0.267	6.66	2.37	
		8/18/2021	28.00	7.4	110.1	0.15	4.83	23.4	x
		8/25/2021	26.20	7.46	118.7	0.187	4.4	1.92	
		9/8/2021	23.20	6.63	170.9	0.169	4.28	5.93	
		9/22/2021	23.70	7.26	210.2	0.172	4.41	3.79	
		10/6/2021	22.30	6.97	116.9	0.196	5.92	2.98	
		10/19/2021	15.80	7	132.1	0.192	6.56	3.36	
		11/1/2021	16.60	7.22	135.6	0.173	8.26	2.61	
		11/17/2021	11.90	7.38	271.2	0.174	10.11	5.5	
		12/1/2021	9.70	6.91	283.8	0.185	12.63	9.06	
		12/15/2021	9.40	7.44	163.7	0.192	12.22	6.12	
		12/30/2021	15.20	7.4	74.4	0.193	7.75	7.15	
		1/6/2022	11.30	7.44	229.4	0.155	10.81	23	x
		1/12/2022	7.40	7.57	136.6	0.152	11.6	18.4	
		1/19/2022	7.30	7.52	143.6	0.136	13.64	22.4	x
		1/26/2022	7.50	7.7	108.9	0.191	13.13	17.7	
		2/9/2022	9.30	7.63	189.2	0.201	12.14	15.9	
		2/23/2022	13.70	7.67	181.4	0.194	11.9	21.3	

Table 2. Surface Water General Parameter Measurements
2020-L1-SR2448 Incident

Location ID	Description	Date	Temperature (°C)	pH (STU)	ORP (mV)	Conductivity (mS/cm)	DO (mg/L)	Turbidity (NTU)	Rain Event
SW-2	North Prong Clark Creek (Downgradient of leak site)	8/15/2020	24.78	7.68	94	0.142	6.99	90.9	
		8/16/2020	23.59	7.73	110	0.109	7.90	247	
		8/17/2020	23.05	7.72	106	0.099	7.11	324	
		8/18/2020	21.95	7.67	101	0.117	7.75	271	
		8/19/2020	23.05	7.73	128	0.131	6.94	51	
		8/20/2020	22.26	7.74	112	0.117	6.12	55.7	
		8/21/2020	21.87	7.61	128	0.143	3.72	31.8	
		8/22/2020	22.61	7.81	117	0.145	6.73	27.1	
		8/27/2020	24.76	7.77	170	0.149	5.94	15.8	
		9/1/2020	26.13	7.63	165	0.112	4.81	173	x
		9/2/2020	28.20	7.12	0.84	0.089	4.49	321	x
		9/3/2020	26.52	7.41	185	0.095	6.36	226	x
		9/10/2020	24.36	7.8	170	0.137	5.04	386	
		9/17/2020	21.58	7.31	195	0.057	5.63	970	
		9/19/2020	20.44	7.42	180	0.095	5.61	88.1	x
		9/24/2020	17.64	6.97	158	0.089	5	0	
		9/26/2020	19.27	6.44	185	0.066	4.11	206	x
		10/1/2020	18.08	7.2	149	0.102	9.6	230	
		10/7/2020	16.76	6.51	275	0.177	7.06	0	
		10/12/2020	20.80	6.68	244	0.063	6.43	444	x
		10/22/2020	16.60	ORWQM	219	0.1	3.82	361	
		10/31/2020	13.76	7.33	223	0.093	7.15	156	
		11/5/2020	16.51	6.91	174	0.074	5.77	152	
		11/13/2020	18.21	6.55	-----	0.028	6.43	332	x
		11/19/2020	8.80	6.2	196	0.069	4.05	218	
		12/1/2020	10.20	6.77	91.1	0.126	9.37	68.4	x
		12/17/2020	9.30	6.96	147	0.12	20.65	59.1	x
		12/30/2020	6.80	6.74	113.5	0.155	11.21	17	
		1/14/2021	9.50	7.45	153.5	0.161	13.81	13.8	
		1/27/2021	11.70	7.21	156.3	0.13	12.73	85.4	x
		2/12/2021	6.70	7.04	185.1	0.119	17.05	61.8	x
		2/26/2021	10.50	6.79	239.6	0.14	9.89	36.5	
		3/10/2021	17.50	7.85	153.5	0.161	13.23	12.59	
		3/19/2021	11.90	6.76	209.8	0.105	8.07	65.8	x
		3/24/2021	15.20	7.35	158.8	0.149	9.12	36	
		3/26/2021	19.90	7.09	168.7	0.107	9.34	68.1	x
		4/7/2021	21.70	7.52	164.4	0.163	13.99	12.78	
		4/21/2021	18.70	7.6	172.6	0.183	9.1	3.9	
		5/5/2021	21.60	7.52	143.8	0.165	8.96	19.8	
		5/20/2021	21.10	7.7	184.4	0.194	13.04	6.52	
		6/3/2021	21.50	7.81	97	0.211	12.01	5.01	
		6/9/2021	25.20	7.47	151.8	0.132	9.76	71.4	x
		6/16/2021	22.50	7.53	122.7	0.2	10.33	11.24	
		7/2/2021	25.80	6.88	127.6	0.119	7.74	153	
		7/14/2021	26.20	6.96	122.9	0.214	10.26	10.6	
		7/16/2021	28.40	7.33	98.1	0.165	8.84	80.8	x
		7/20/2021	25.10	6.56	134.1	0.137	11.09	88.6	x
		7/28/2021	25.10	7.54	113.5	0.182	3.49	23.5	x
		8/11/2021	23.20	7.39	147.3	0.211	8.53	5.84	
		8/18/2021	25.90	7.41	106.9	0.127	7.68	61.6	x
		8/25/2021	24.10	7.9	139.2	0.183	7.93	12.8	
		9/8/2021	22.40	7	172.5	0.104	7.82	6.68	
		9/22/2021	22.90	7.41	221.8	0.158	6.05	19.1	
		10/6/2021	21.40	7.22	110.7	0.194	5.98	13.73	
		10/19/2021	13.70	7.08	136.8	0.206	8.5	23.4	
		11/1/2021	14.60	7.32	131.2	0.182	7.94	3.95	
		11/17/2021	8.80	7.56	240.4	0.185	9.2	4.56	
		12/1/2021	7.70	7.63	244.5	0.189	18.53	4.74	
		12/15/2021	7.20	7.74	143.5	0.186	13.8	5.08	
		12/30/2021	15.50	7.7	120.2	0.199	8.3	4.34	
		1/6/2022	9.20	7.49	215.3	0.132	14.18	60.6	x
		1/12/2022	4.90	7.57	127	0.159	13.21	28	
		1/19/2022	8.90	7.54	140.8	0.116	12.43	58.3	x
		1/26/2022	6.70	7.72	101.6	0.187	12.23	15.7	
		2/9/2022	8.60	7.6	137.4	0.178	12.94	21.2	
		2/23/2022	13.50	7.59	154	0.164	11.58	40	

Table 2. Surface Water General Parameter Measurements
2020-L1-SR2448 Incident

Location ID	Description	Date	Temperature (°C)	pH (STU)	ORP (mV)	Conductivity (mS/cm)	DO (mg/L)	Turbidity (NTU)	Rain Event
SW-3	South Prong Clark Creek (Downgradient of the leak site)	8/15/2020	25.04	7.65	109	0.113	7.17	224	
		8/16/2020	22.52	7.54	123	0.099	7.67	250	
		8/17/2020	22.66	7.64	125	0.131	7.76	248	
		8/18/2020	20.10	7.68	111	0.151	7.65	198	
		8/19/2020	22.98	7.66	147	0.166	6.02	27.3	
		8/20/2020	21.92	7.8	99	0.176	5.37	20.9	
		8/21/2020	21.40	7.64	128	0.16	3.79	94.2	
		8/22/2020	22.26	7.88	113	0.154	6.66	35.5	
		8/27/2020	24.99	7.83	162	0.187	6	8.2	
		9/1/2020	25.34	7.61	162	0.105	5.81	141	x
		9/2/2020	27.13	7.12	176	0.071	4.52	238	x
		9/3/2020	25.18	7.38	158	0.100	5.4	98.5	x
		9/10/2020	24.46	7.67	177	0.18	6.11	30.9	
		9/17/2020	21.41	7.29	190	0.087	6.67	ORWQM	
		9/19/2020	19.90	7.41	177	0.107	5.95	50.1	x
		9/24/2020	16.97	7.14	149	0.126	12.27	0	
		9/26/2020	18.52	6.4	195	0.066	9.22	187	x
		10/1/2020	17.16	7.32	144	0.125	3.33	244	
		10/7/2020	15.77	6.68	272	0.23	9.85	0	
		10/12/2020	21.09	6.57	252	0.068	6.17	420	x
		10/22/2020	16.54	6.69	199	0.158	5.84	3.5	
		10/31/2020	12.55	7.47	200	0.107	9.87	164	
		11/5/2020	16.33	6.99	143	0.095	5.99	50.6	
		11/13/2020	17.53	6.79	226	0.03	6.27	429	x
		11/19/2020	8.58	6.65	151	0.121	7.61	62	
		12/1/2020	11.00	6.95	154.6	0.145	10.57	52.8	x
		12/17/2020	9.00	6.87	231.4	0.153	11.46	54.8	x
		12/30/2020	6.90	6.92	52.1	0.176	10.69	14.8	
		1/14/2021	10.00	7.34	144.1	0.18	12.69	12.9	
		1/27/2021	11.60	7.27	186.7	0.127	16.64	89.3	x
		2/12/2021	6.60	7.1	175.4	0.112	13.41	60	x
		2/26/2021	10.10	6.9	234.6	0.163	11.11	21.7	
		3/10/2021	17.80	7.35	140.5	12.28	0.191	12.01	
		3/19/2021	11.50	6.81	196.7	0.082	8.91	86.6	x
		3/24/2021	15.30	7.33	139.2	0.174	9.19	18.3	
		3/26/2021	20.00	7.06	181	0.093	9.64	71.3	x
		4/7/2021	21.80	7.44	148.1	0.192	12.44	15.6	
		4/21/2021	18.40	7.46	121	0.225	12.46	8.44	
		5/5/2021	21.30	7.39	169.7	0.159	8.82	35.7	
		5/20/2021	21.90	7.71	169.8	0.235	8.69	10.59	
		6/3/2021	22.10	7.75	88.5	0.26	12.96	8.54	
		6/9/2021	25.30	7.05	158	0.114	9.22	81.3	x
		6/16/2021	24.20	7.3	127.1	0.255	8.3	7.68	
		7/2/2021	23.60	6.69	132.3	0.112	11.38	63.9	
		7/14/2021	25.30	7.03	214.7	0..263	14.23	14.28	
		7/16/2021	27.60	7.22	102.2	0.163	9.95	105.6	x
		7/20/2021	24.40	6.45	145.9	0.14	11.63	72	x
		7/28/2021	25.10	7.58	99.8	0.222	3.87	78.6	x
		8/11/2021	23.50	7.39	140	0.24	9.52	4.81	
		8/18/2021	24.10	7.47	104.2	0.099	7.32	148	x
		8/25/2021	24.00	7.99	129.9	0.243	7.19	4.48	
		9/8/2021	22.70	6.96	176.1	0.198	6.86	39.7	
		9/22/2021	23.00	7.38	214.4	0.164	4.76	13.5	
		10/6/2021	21.20	7.23	112.9	0.298	7.64	2.9	
		10/19/2021	12.80	6.92	136.2	0.272	8.34	1.92	
		11/1/2021	14.00	7.18	114	0.254	8.94	1.78	
		11/17/2021	8.20	7.43	195.8	0.255	12.01	2.18	
		12/1/2021	7.80	7.26	163.4	0.218	14.49	1.54	
		12/15/2021	6.70	7.59	122.3	0.232	13.67	3.98	
		12/30/2021	15.40	7.48	86.2	0.249	9.53	3.08	
		1/6/2022	8.70	7.11	201	0.187	11.45	35.7	x
		1/12/2022	4.50	7.66	110.6	0.235	12.45	7.99	
		1/19/2022	7.00	7.53	130.6	0.256	12.93	25.6	x
		1/26/2022	6.90	7.54	89	0.192	11.29	8.4	
		2/9/2022	8.50	7.5	105.5	0.196	11.9	13.9	
		2/23/2022	13.00	7.55	107.9	0.176	8.99	81.6	

Table 2. Surface Water General Parameter Measurements
2020-L1-SR2448 Incident

Location ID	Description	Date	Temperature (°C)	pH (STU)	ORP (mV)	Conductivity (mS/cm)	DO (mg/L)	Turbidity (NTU)	Rain Event
SW-4	Clarke Creek (Downgradient of North/South Prong Clark Creek confluence)	8/15/2020	25.06	7.7	108	0.124	8.00	168	
		8/16/2020	22.85	7.62	96	0.099	7.32	299	
		8/17/2020	23.03	7.55	87	0.127	8.00	125	
		8/18/2020	20.96	7.60	106	0.129	7.07	96.7	
		8/19/2020	23.79	7.63	145	0.147	6.66	29.3	
		8/20/2020	22.41	7.77	90	0.155	4.98	22.5	
		8/21/2020	21.74	7.69	114	0.163	6.17	40.2	
		8/22/2020	22.20	7.9	102	0.14	7.59	42	
		8/27/2020	25.56	7.71	187	0.172	6.01	7.6	
		9/1/2020	25.61	7.43	138	0.116	5.73	58	x
		9/2/2020	27.75	6.75	187	0.078	4.97	278	x
		9/3/2020	25.69	6.86	165	0.103	4.16	131	x
		9/10/2020	24.07	7.44	173	0.153	6.45	23.9	
		9/17/2020	21.04	7.2	183	0.127	5.82	886	
		9/19/2020	20.06	7.23	156	0.103	7.04	71.7	x
		9/24/2020	17.01	6.51	174	0.108	8.9	0	
		9/26/2020	18.63	6.12	187	0.067	9.09	215	x
		10/1/2020	16.78	6.64	180	0.116	7.32	41	
		10/7/2020	21.92	7.01	195	0.203	4.92	0	
		10/12/2020	21.05	6.28	269	0.067	6.08	432	x
		10/22/2020	16.12	6.16	240	0.13	8.86	69.2	
		10/31/2020	12.21	7.35	184	0.098	4.04	168	
		11/5/2020	18.22	6.82	170	0.085	7	54.1	
		11/13/2020	17.44	6.57	245	0.028	9.01	442	x
		11/19/2020	8.61	6.08	191	0.106	7.61	113	
		12/1/2020	11.00	6.97	167.9	0.182	8.32	68	x
		12/17/2020	9.20	6.88	262.4	0.127	14.08	55.3	x
		12/30/2020	6.90	7.01	115.5	0.167	11.01	16.1	
		1/14/2021	10.00	7.55	151.1	0.174	11.48	14.04	
		1/27/2021	10.60	7.27	195.1	0.131	11.48	86.3	x
		2/12/2021	5.90	7.14	186.7	0.115	13.3	58.1	x
		2/26/2021	9.70	7.07	269.1	0.155	11.26	27.1	
		3/10/2021	17.40	7.56	178.2	0.182	11.74	10.97	
		3/19/2021	11.50	6.94	218.4	0.092	9.85	80.3	x
		3/24/2021	15.90	7.45	160.9	0.165	10.63	27.6	
		3/26/2021	20.40	6.94	179.9	0.095	9.69	75.1	x
		4/7/2021	22.10	7.47	183.1	0.179	11.97	22.1	
		4/21/2021	19.10	7.51	174	0.221	9.83	6.36	
		5/5/2021	22.00	7.63	147.2	0.177	11.72	25.3	
		5/20/2021	22.20	7.79	188.8	0.231	9.54	7.22	
		6/3/2021	22.60	7.83	93.9	0.264	12.11	4.57	
		6/9/2021	25.40	7.2	181.6	0.122	8.61	66.9	x
		6/16/2021	23.10	7.77	124.2	0.22	10.26	9.08	
		7/2/2021	24.10	6.99	128.6	0.102	7.27	108	
		7/14/2021	26.30	7.18	100.5	0.22	13.52	12.6	
		7/16/2021	27.20	7.25	168.3	0.147	10.07	102.8	x
		7/20/2021	24.50	6.71	139	0.139	11.14	91.7	x
		7/28/2021	25.80	6.77	136.4	0.176	2.36	122	x
		8/11/2021	24.60	7.25	141.8	0.201	8.3	16.6	
		8/18/2021	25.10	7.56	107	0.09	7.63	624	x
		8/25/2021	24.70	7.28	158.1	0.207	7.54	6.46	
		9/8/2021	23.30	6.99	172.4	0.233	7.67	22.9	
		9/22/2021	23.30	7.03	241.7	0.132	5.73	57.2	
		10/6/2021	22.20	7.11	121.2	0.237	6.86	3.79	
		10/19/2021	15.20	7.03	123.1	0.239	9.48	2.38	
		11/1/2021	15.30	7.07	131.4	0.214	9.78	1.94	
		11/17/2021	9.60	7.51	217.4	0.198	12.45	2.18	
		12/1/2021	9.50	7.41	189.4	0.221	15.86	2.85	
		12/15/2021	8.00	7.6	101.8	0.159	12.86	6.07	
		12/30/2021	15.80	7.64	75.7	0.203	9.8	4.1	
		1/6/2022	10.00	7.44	217	0.141	12.46	103	x
		1/12/2022	5.60	7.56	125.1	0.176	12.6	22.3	
		1/19/2022	8.50	7.34	480.4	0.146	11.42	104	x
		1/26/2022	7.70	7.66	81.8	0.216	11.5	11.45	
		2/9/2022	9.20	7.63	215.3	0.184	11.95	18.4	
		2/23/2022	14.10	7.64	207.9	0.171	11.62	96.2	

Table 2. Surface Water General Parameter Measurements
2020-L1-SR2448 Incident

Location ID	Description	Date	Temperature (°C)	pH (STU)	ORP (mV)	Conductivity (mS/cm)	DO (mg/L)	Turbidity (NTU)	Rain Event
SW-5	Ramah Creek (Upgradient of SW-6)	8/15/2020	25.44	7.49	51	0.156	6.92	14.3	
		8/16/2020	23.57	7.59	55	0.123	8.70	16.6	
		8/17/2020	22.57	7.42	62	0.144	5.81	24.3	
		8/18/2020	20.28	7.54	37	0.142	7.87	0.00	
		8/19/2020	23.98	7.75	136	0.151	6.72	51.1	
		8/20/2020	22.06	7.77	86	0.151	6.04	0	
		8/21/2020	21.73	7.74	109	0.149	5.3	39.1	
		8/22/2020	22.29	7.77	73	0.137	7.38	21.6	
		8/27/2020	26.12	7.59	177	0.159	5.29	8.9	
		9/1/2020	25.13	7.29	120	0.108	5.47	858	x
		9/2/2020	27.51	6.59	151	0.073	4.48	233	x
		9/3/2020	24.87	5.99	213	0.100	4.02	217	x
		9/10/2020	23.80	7.4	173	0.15	5.96	10	
		9/17/2020	21.28	7.05	191	0.102	4.96	505	
		9/19/2020	20.82	6.96	149	0.1	6.16	98.8	x
		9/24/2020	17.04	6.69	183	0.101	4.22	0	
		9/26/2020	18.34	6.1	194	0.064	6.05	271	x
		10/1/2020	17.16	6.87	136	0.11	4.82	9.7	
		10/7/2020	22.65	7.06	133	0.176	6.12	0.3	
		10/12/2020	20.35	6.03	282	0.057	3.15	389	x
		10/22/2020	16.03	6.37	225	0.119	7.43	14.1	
		10/31/2020	12.23	6.45	240	0.102	6.47	297	
		11/5/2020	17.06	6.68	170	0.08	7.56	54.2	
		11/13/2020	17.11	6.4	250	0.026	6.39	314	x
		11/19/2020	7.94	5.89	189	0.091	5.44	136	
		12/1/2020	11.00	6.69	184.3	0.137	8.17	60.7	x
		12/17/2020	8.70	6.62	235.2	0.115	12.8	61.3	x
		12/30/2020	6.90	7.08	80.9	0.143	12.34	14.9	
		1/14/2021	10.60	7.42	126.2	0.144	13.11	13.9	
		1/27/2021	10.50	7.12	186.9	0.115	14.76	64.7	x
		2/12/2021	6.20	7.01	179	0.102	17.02	36.5	x
		2/26/2021	9.80	7.02	269.5	0.115	10.26	42.1	
		3/10/2021	18.20	7.46	176.3	0.151	12.61	12	
		3/19/2021	11.60	6.92	207.5	0.075	12.93	93.2	x
		3/24/2021	16.20	7.4	157.5	0.135	8.13	19.4	
		3/26/2021	19.90	6.83	192.1	0.075	8.89	94.5	x
		4/7/2021	24.00	7.36	180.2	0.146	9.52	29.8	
		4/21/2021	19.60	6.92	131.8	0.137	9.86	80.9	
		5/5/2021	23.30	7.6	168.8	0.161	11.4	19.1	
		5/20/2021	24.50	7.72	186.6	0.192	12.15	9.34	
		6/3/2021	24.60	7.59	106.3	0.186	9.75	11.62	
		6/9/2021	27.30	7.31	160.8	0.169	8.74	259	x
		6/16/2021	25.50	7.8	156.3	0.201	10.57	8.01	
		7/2/2021	22.80	6.11	170.9	0.097	8.3	ORWQM	
		7/14/2021	28.40	7.32	80	0.212	12.79	13	
		7/16/2021	28.30	6.92	116.2	0.18	9.22	106.8	x
		7/20/2021	24.50	6.6	176.2	0.116	10.88	143	x
		7/28/2021	27.90	7.03	107.9	0.191	2.25	35.4	x
		8/11/2021	27.30	7.15	162.1	0.213	8.38	3.13	
		8/18/2021	25.70	7.44	105.5	0.107	6.7	182	x
		8/25/2021	27.20	7.78	119.9	0.212	7.02	2.15	
		9/8/2021	26.40	7.33	118.3	0.203	7.65	2.47	
		9/22/2021	23.40	6.93	250.3	0.147	5.03	27.1	
		10/6/2021	23.20	7.24	67.6	0.234	7.37	2.72	
		10/19/2021	18.20	6.96	48.4	0.226	9.13	1.97	
		11/1/2021	16.90	6.97	51	0.214	7.73	2.16	
		11/17/2021	11.10	7.43	196.1	0.216	11.28	3.48	
		12/1/2021	11.10	7.15	214.7	211.8	16.55	2	
		12/15/2021	9.40	7.41	142.9	0.189	12.33	15.8	
		12/30/2021	15.90	7.36	21.8	0.195	7.21	7.74	
		1/6/2022	10.80	7.2	130.4	0.129	11.38	71.5	x
		1/12/2022	7.30	7.55	89.8	0.158	11.7	35.3	
		1/19/2022	6.60	7.18	105.6	0.194	13.02	37	x
		1/26/2022	8.90	7.56	52.4	0.175	11.93	11.7	
		2/9/2022	10.90	7.36	115	0.146	10.99	32	
		2/23/2022	14.90	7.62	186.6	0.157	12.98	32.2	

Table 2. Surface Water General Parameter Measurements
2020-L1-SR2448 Incident

Location ID	Description	Date	Temperature (°C)	pH (STU)	ORP (mV)	Conductivity (mS/cm)	DO (mg/L)	Turbidity (NTU)	Rain Event
SW-6	Clarke Creek (Downgradient of Ramah Creek confluence)	8/15/2020	25.97	7.56	109	0.131	6.50	20.7	
		8/16/2020	24.06	7.13	125	0.107	4.42	122	
		8/17/2020	24.06	7.64	124	0.139	7.38	71.3	
		8/18/2020	21.92	7.49	110	0.136	7.03	52.4	
		8/19/2020	23.21	7.56	127	0.142	7.7	23	
		8/20/2020	22.42	7.79	126	0.151	6.38	17	
		8/21/2020	22.09	7.56	131	0.14	5.55	15.7	
		8/22/2020	22.52	7.69	113	0.138	6.03	28	
		8/27/2020	25.02	7.64	228	0.17	5.32	3.8	
		9/1/2020	26.00	7.19	156	0.151	5.08	103	x
		9/2/2020	27.23	6.34	224	0.058	2.51	389	x
		9/3/2020	25.38	6.57	202	0.057	4.38	135	x
		9/10/2020	24.48	7.02	211	0.16	4.93	18.7	
		9/17/2020	21.66	6.76	225	0.133	5.51	39	
		9/19/2020	21.06	6.82	279	0.111	5.53	57.5	x
		9/24/2020	17.19	6.67	195	0.108	10	21.4	
		9/26/2020	19.04	6.22	207	0.052	9.75	102	x
		10/1/2020	17.17	6.84	179	0.119	7.72	19.5	
		10/7/2020	22.00	7.1	186	0.207	6.05	0.5	
		10/12/2020	20.95	5.72	291	0.046	1.35	515	x
		10/22/2020	15.92	6.48	245	0.136	2.87	20.9	
		10/31/2020	13.23	6.72	256	0.108	3.45	209	
		11/5/2020	15.77	6.54	208	0.069	8.21	116	
		11/13/2020	18.17	6.3	259	0.02	7.7	410	x
		11/19/2020	7.62	6.09	204	0.11	8.15	106	
		12/1/2020	10.00	6.48	204.6	0.135	5.65	46	x
		12/17/2020	7.60	6.04	288	0.189	15	57.1	x
		12/30/2020	6.20	6.8	36	0.185	10.04	21.7	
		1/14/2021	9.90	7.2	110.6	0.174	12.44	16.9	
		1/27/2021	9.70	6.88	223.1	0.123	16.67	74.1	x
		2/12/2021	6.10	6.94	185.2	0.125	16.57	33.6	x
		2/26/2021	9.60	6.86	278.3	0.143	11.38	28.9	
		3/10/2021	16.90	7.09	99.1	0.194	12.37	17.5	
		3/19/2021	11.70	6.7	221.4	0.081	9.31	98.4	x
		3/24/2021	16.40	7.3	194.6	0.154	10.37	23.5	
		3/26/2021	17.60	6.68	210.3	0.062	10.48	126	x
		4/7/2021	22.20	7.02	186	0.161	12.07	18.6	
		4/21/2021	19.90	7.12	167.2	0.201	10.29	21.2	
		5/5/2021	22.50	7.4	155.8	0.171	6.68	24	
		5/20/2021	24.40	7.63	187.5	0.215	8.64	8.01	
		6/3/2021	24.00	7.68	111.4	0.23	10.46	8.29	
		6/9/2021	26.50	7.13	189.9	0.125	10.07	94.4	x
		6/16/2021	25.30	7.6	135.1	0.214	9.09	7.89	
		7/2/2021	23.30	6.19	171.6	0.094	7.75	840	
		7/14/2021	27.00	7.26	113	0.22	11.09	18.7	
		7/16/2021	28.20	6.43	141	0.161	7.54	78.5	x
		7/20/2021	24.40	5.93	198.8	0.096	7.2	63	x
		7/28/2021	27.60	6.95	115.2	0.181	2.14	83.9	x
		8/11/2021	26.60	7.62	141.9	0.21	7.73	13	
		8/18/2021	24.80	7.05	118	0.1	2.96	264	x
		8/25/2021	26.50	7.79	133.4	0.199	6.85	6.68	
		9/8/2021	25.40	7.07	140.1	0.227	6.59	6.2	
		9/22/2021	23.30	6.91	258.7	0.195	5.17	24.5	
		10/6/2021	22.30	7.46	90.2	0.243	5.72	3.86	
		10/19/2021	13.60	7.26	116.5	0.232	7.51	2.71	
		11/1/2021	15.60	7.05	119.3	0.221	7.81	4.85	
		11/17/2021	9.90	7.5	277	0.219	10.05	3.96	
		12/1/2021	Not collected due to new fence and a notice of no trespassing						
		12/15/2021	Not collected due to new fence and a notice of no trespassing						
		12/30/2021	Not collected due to new fence and a notice of no trespassing						
		1/6/2022	Not collected due to new fence and a notice of no trespassing						x
		1/12/2022	Not collected due to new fence and a notice of no trespassing						
		1/19/2022	Not collected due to new fence and a notice of no trespassing						x
		1/26/2022	Not collected due to new fence and a notice of no trespassing						
		2/9/2022	Not collected due to new fence and a notice of no trespassing						
		2/23/2022	Not collected due to new fence and a notice of no trespassing						

Table 2. Surface Water General Parameter Measurements
2020-L1-SR2448 Incident

Location ID	Description	Date	Temperature (°C)	pH (STU)	ORP (mV)	Conductivity (mS/cm)	DO (mg/L)	Turbidity (NTU)	Rain Event
SW-7	Rocky River (Downgradient of Clarke River confluence)	8/15/2020	25.81	7.56	132	0.175	6.65	45.5	
		8/16/2020	23.98	7.33	127	0.103	6.02	254	
		8/17/2020	25.00	7.76	101	0.122	6.89	102	
		8/18/2020	22.22	7.54	114	0.16	7.15	71.7	
		8/19/2020	22.89	7.63	118	0.181	6.39	41.5	
		8/20/2020	22.67	7.75	145	0.179	6.02	33.5	
		8/21/2020	22.54	7.57	141	0.191	6.08	49	
		8/22/2020	22.66	7.65	124	0.161	6.11	52.9	
		8/27/2020	25.42	7.88	247	0.24	5.61	25	
		9/1/2020	25.66	7.00	183	0.106	4.72	197	x
		9/2/2020	31.26	4.96	338	2.28	6.15	163	x
		9/3/2020	26.12	5.81	312	0.134	3.51	108	x
		9/10/2020	24.39	6.19	303	0.216	6.02	26.6	
		9/17/2020	21.81	5.93	287	0.21	6.37	138	
		9/19/2020	21.22	6.65	335	0.127	6.16	43.2	x
		9/24/2020	17.50	6.06	194	0.161	5.4	10	
		9/26/2020	18.85	5.67	200	0.088	10.57	189	x
		10/1/2020	16.43	6.08	217	0.133	6.35	57.9	
		10/7/2020	23.92	6.96	207	0.242	5.45	6.8	
		10/12/2020	20.01	5.03	309	0.134	2.07	410	x
		10/22/2020	17.12	6.06	265	0.174	3.81	22.5	
		10/31/2020	13.82	6.15	256	0.124	0.44	167	
		11/5/2020	18.47	5.99	209	0.136	6.17	64.1	
		11/13/2020	18.16	6.03	263	0.037	2.5	357	x
		11/19/2020	8.09	5.78	271	0.145	3.81	105	
		12/1/2020	11.60	6.5	234.2	0.018	10.51	70.3	x
		12/17/2020	10.60	3.96	202.9	0.01	12.56	64.7	x
		12/30/2020	6.70	7.02	86.5	0.192	10.4	18.3	
		1/14/2021	10.00	7.47	116	0.202	14.41	18.3	
		1/27/2021	9.50	6.75	243.3	0.15	12.84	64.8	x
		2/12/2021	6.90	7.12	193.6	0.134	12.26	53.7	x
		2/26/2021	10.00	7.11	283.9	0.175	10.25	19.5	
		3/10/2021	16.70	7.63	164.1	0.203	15.78	12.28	
		3/19/2021	13.00	7.09	204	0.099	8.75	98.6	x
		3/24/2021	17.20	7.44	192.4	0.189	12.37	17	
		3/26/2021	18.90	6.69	203.7	0.073	9.35	138	x
		4/7/2021	21.40	7.31	197.1	0.201	10.56	15.7	
		4/21/2021	20.20	7.59	163.9	0.234	10.8	11.56	
		5/5/2021	22.90	7.56	181.9	0.18	10.66	18.9	
		5/20/2021	24.70	7.67	170.6	0.259	9.86	12.5	
		6/3/2021	24.20	7.82	99	0.284	11.15	12.3	
		6/9/2021	25.50	7.34	183.5	0.283	7.46	50.2	x
		6/16/2021	25.30	7.74	173.6	0.287	10.4	13.95	
		7/2/2021	24.20	6.58	161.9	0.179	6.57	81.7	
		7/14/2021	28.70	7.53	97.9	0.315	11.19	14.15	
		7/16/2021	28.80	7.03	153.3	0.263	9.96	42.9	x
		7/20/2021	24.80	6.41	172.1	0.154	10.15	71.4	x
		7/28/2021	27.60	6.87	120.7	0.215	2.22	43	x
		8/11/2021	27.30	7.13	181.4	0.331	8.2	5.48	
		8/18/2021	25.20	7.25	118.2	0.103	6.2	68	x
		8/25/2021	27.20	7.83	144.3	0.312	7.28	6.95	
		9/8/2021	25.40	6.99	172.1	0.284	7.46	35.3	
		9/22/2021	23.90	7.19	243.3	0.165	4.73	51.9	
		10/6/2021	23.30	7.35	110.9	0.338	8.43	6.01	
		10/19/2021	15.20	7.15	143.2	0.386	10.23	62	
		11/1/2021	15.90	7.12	139	0.321	9.27	4.97	
		11/17/2021	10.10	7.51	308.5	0.318	11.82	6.59	
		12/1/2021	9.40	7.18	290.8	0.324	14.58	6.97	
		12/15/2021	8.10	7.56	169.4	0.292	12.55	7.38	
		12/30/2021	16.10	7.61	133	0.29	9.3	6.45	
		1/6/2022	9.60	7.33	205.5	0.19	12.26	32.5	x
		1/12/2022	5.60	7.35	70.1	0.249	10.74	17.3	
		1/19/2022	6.50	7.34	135.4	0.294	12.92	23.4	x
		1/26/2022	7.70	7.73	129.7	0.271	12.33	13.39	
		2/9/2022	8.60	7.54	165.1	0.207	14.32	25	
		2/23/2022	14.60	7.68	225.8	0.239	11.22	17.7	

Table 2. Surface Water General Parameter Measurements
2020-L1-SR2448 Incident

Location ID	Description	Date	Temperature (°C)	pH (STU)	ORP (mV)	Conductivity (mS/cm)	DO (mg/L)	Turbidity (NTU)	Rain Event
SW-8	Rocky River (Downgradient of Clarke River confluence)	8/15/2020	25.72	7.65	105	0.164	7.71	56.4	
		8/16/2020	24.19	7.47	136	0.098	6.34	280	
		8/17/2020	25.66	7.84	134	0.189	6.88	15.5	
		8/18/2020	22.44	7.60	105	0.15	6.9	73.3	
		8/19/2020	23.05	7.58	130	0.171	5.34	43.5	
		8/20/2020	22.77	7.68	178	0.168	3.6	50.4	
		8/21/2020	22.73	7.53	127	0.193	5.7	33.5	
		8/22/2020	22.72	7.72	115	0.145	6.5	60.1	
SW-9	Rocky River (Downgradient of Clarke River confluence)	8/15/2020	25.27	7.57	126	0.165	5.61	93.1	
		8/16/2020	23.83	7.49	125	0.087	4.11	332	
		8/17/2020	23.01	7.40	98	0.117	6.77	101	
		8/18/2020	23.12	7.60	140	0.135	6.47	72.2	
		8/19/2020	23.31	7.33	136	0.161	5.9	34.1	
		8/20/2020	23.45	7.45	203	0.139	5.34	40.1	
		8/21/2020	23.43	7.33	126	0.168	4.86	23.5	
		8/22/2020	22.99	7.55	131	0.156	6.24	109	
SW-10	Rocky River (Downgradient of Clarke River confluence)	8/15/2020	25.44	7.56	127	0.169	6.18	77.7	
		8/16/2020	24.14	7.34	125	0.091	5.39	459	
		8/17/2020	23.15	7.31	113	0.134	6.16	115	
		8/18/2020	23.52	7.62	142	0.158	6.36	154	
		8/19/2020	23.54	7.2	147	0.191	5.46	3.89	
		8/20/2020	23.1	7.45	158	0.112	5.62	219	
		8/21/2020	23.61	7.2	152	0.124	4.95	35.1	
		8/22/2020	23.39	7.53	128	0.163	5.43	62.3	
SW-11	Rocky River (Downgradient of Mallard Creek)	8/15/2020	25.01	7.60	125	0.155	7.15	143	
		8/16/2020	24.24	7.02	153	0.086	5.33	466	
		8/17/2020	23.20	7.3	128	0.112	6.82	144	
		8/18/2020	23.6	7.59	121	0.143	6.36	90.5	
		8/19/2020	23.4	7.11	191	0.151	4.2	105	
		8/20/2020	23.06	7.55	201	0.098	5.05	359	
		8/21/2020	23.33	6.88	198	0.143	3.67	48.9	
		8/22/2020	23.28	7.58	124	0.139	6.29	55.6	
SW-12	Rocky River (Downgradient of Back Creek)	8/15/2020	25.03	7.61	130	0.159	6.98	157	
		8/16/2020	24.22	7.22	150	0.091	6.01	433	
		8/17/2020	23.10	7.45	121	0.105	6.74	152	
		8/18/2020	23.73	7.73	120	0.141	7.07	117	
		8/19/2020	23.31	6.9	226	0.153	5.45	56.8	
		8/20/2020	23.12	7.72	119	0.096	5.83	565	
		8/21/2020	23.36	6.38	266	0.138	4.66	51.3	
		8/22/2020	23.27	7.74	124	0.148	6.11	93.7	

Table 2. Surface Water General Parameter Measurements
2020-L1-SR2448 Incident

Location ID	Description	Date	Temperature (°C)	pH (STU)	ORP (mV)	Conductivity (mS/cm)	DO (mg/L)	Turbidity (NTU)	Rain Event
		9/1/2020	25.73	5.6	76	0.13	1.2	228	x
		9/2/2020	28.17	7.13	171	0.121	2.95	6.97	x
		9/3/2020	31.55	6.24	183	0.113	4.99	516	x
		9/10/2020	25.85	7.16	114	0.12	6.24	188	
		9/17/2020	22.23	7.3	108	0.098	5.81	566	
		9/19/2020	22.30	5.66	132	0.082	0	190	x
		9/24/2020	20.94	7.02	168	0.03	2.31	336	
		9/26/2020	20.81	6.55	157	0.063	3.79	645	x
		10/1/2020	31.28	6.27	64	0.066	3.98	0	
		10/7/2020	20.20	5.97	179	0.109	6.35	24.9	
		10/12/2020	23.51	6.06	225	0.098	3.94	98	x
		10/22/2020	21.86	6.17	55	0.113	8.47	728	
		10/31/2020	18.52	6.65	131	0.076	9.83	373	
		11/5/2020	19.86	6.78	138	0.048	6.09	86.5	
		11/13/2020	18.24	6.62	147	0.037	7.97	704	x
		11/19/2020	14.36	6.35	99	0.07	253	649	
		12/1/2020	13.50	5.89	116.3	0.128	7.93	18.5	x
		12/17/2020	11.10	5.86	229.5	0.136	7.3	19.8	x
		12/30/2020	7.80	5.95	228.2	0.149	9.87	11.25	
		1/14/2021	8.40	6.64	164	0.164	11.45	9.2	
		1/27/2021	12.10	6.74	133.3	0.148	19.2	13.06	x
		2/12/2021	5.90	6.3	205.3	0.138	11.91	49.5	x
		2/26/2021	9.50	5.15	302.9	0.105	7.85	11.52	
		3/10/2021	12.90	6.71	216.2	0.098	14.29	22.2	
		3/19/2021	11.20	6.4	197.5	0.1	7.58	43.5	x
		3/24/2021	14.90	5.78	230.6	0.102	5.1	12.9	
		3/26/2021	18.10	6.2	202.5	0.087	10.2	28.9	x
		4/7/2021	19.30	6.16	213.3	0.96	9.2	18.4	
		4/21/2021	20.00	5.94	157.6	0.103	8.89	24.8	
SW-Seep	**Downgradient of Spill Location**	5/5/2021	21.80	6.76	143.3	0.117	5.22	60.5	
		5/20/2021	26.80	6.23	204.1	0.132	10.32	45.3	
		6/3/2021	23.80	6.57	133.2	0.125	9.21	39.5	
		6/9/2021	29.90	6.01	207.7	0.163	8.96	122	x
		6/16/2021	24.80	7.54	140.1	0.127	9.42	36.9	
		7/2/2021	25.60	5.99	154.3	0.118	10.13	280	
		7/14/2021	31.00	7.31	136	0.143	11.91	61.1	
		7/16/2021	28.50	5.49	172	0.128	11.43	98.9	x
		7/20/2021	25.70	5.5	171.6	0.124	9.2	50	x
		7/28/2021	25.50	5.33	206.6	0.121	4.17	47.1	x
		8/11/2021	27.90	5.83	196.8	0.126	8.4	46.7	
		8/18/2021	24.20	5.83	148.8	0.093	1.78	68.6	x
		8/25/2021	28.40	7.46	168.1	0.129	5.92	56.6	
		9/8/2021	22.50	6.27	103	0.128	1.75	ORWQM	
		9/22/2021	22.60	6.77	134.6	170.4	1.55	906	
		10/6/2021	21.20	6.44	83.2	0.181	3.15	637	
		10/19/2021	13.90	6.67	191.1	0.203	8.23	91	
		11/1/2021	16.90	7.04	175.8	0.279	6.1	709 AU	
		11/17/2021	Sample was not collected. There was not enough water at the location to collect.						
		12/1/2021	Sample was not collected. There was not enough water at the location to collect.						
		12/15/2021	Sample was not collected. There was not enough water at the location to collect.						
		12/30/2021	Sample was not collected. There was not enough water at the location to collect.						
		1/6/2022	13.60	6.60	120.60	0.109	6.61	224	x
		1/12/2022	6.20	6.70	101.60	0.137	8.78	246	
		1/19/2022	3.00	7.07	42.10	0.139	11.23	107	x
		1/26/2022	10.20	6.69	84.70	0.114	7.59	91	
		2/9/2022	12.40	6.33	160.00	0.124	8.38	111	
		2/23/2022	11.70	6.31	94.90	0.114	3.78	88.2	

Table 2. Surface Water General Parameter Measurements
2020-L1-SR2448 Incident

Location ID	Description	Date	Temperature (°C)	pH (STU)	ORP (mV)	Conductivity (mS/cm)	DO (mg/L)	Turbidity (NTU)	Rain Event
		9/1/2020	23.88	6.46	59	0.225	2.75	618	x
		9/2/2020	28.91	7.69	177	0.13	6.51	156	x
		9/3/2020	28.58	7.16	148	0.249	7.1	245	x
		9/10/2020	23.89	6.46	19	0.279	1.27	159	
		9/17/2020	22.36	7.45	176	0.123	6.45	59.2	
		9/19/2020	20.62	7.58	131	0.116	4.93	86.7	x
		9/24/2020	18.59	6.13	188	0.165	10.93	234	
		9/26/2020	20.36	6.86	151	0.086	2.3	2.03	x
		10/1/2020	18.98	6.55	88	0.14	1.89	358	
		10/7/2020	21.56	6.36	143	0.279	5	29.2	
		10/12/2020	23.52	6.26	218	0.114	8.4	262	x
		10/22/2020	20.08	6.59	161	0.242	9.1	704	
		10/31/2020	12.46	7.37	162	0.109	4.72	245	
		11/5/2020	17.09	6.41	156	0.084	4.99	202	
		11/13/2020	18.39	6.33	234	0.052	8.29	991	x
		11/19/2020	11.00	6.86	96	0.175	9.43	541	
		12/1/2020	10.60	6.44	61.7	0.165	9.91	26.8	x
		12/17/2020	9.10	6.6	128.6	0.146	10.07	16.5	x
		12/30/2020	5.80	6.05	130.7	0.164	10	9.5	
		1/14/2021	9.70	6.42	219.4	0.11	11.25	11.85	
		1/27/2021	13.90	6.24	196.9	0.106	13.48	15.7	x
		2/12/2021	6.30	5.6	238	0.185	11.57	56.6	x
		2/26/2021	9.50	5.43	235.4	0.132	9.88	16.8	
		3/10/2021	14.20	7.14	115.4	0.26	9.58	10.28	
		3/19/2021	11.70	6.71	186	0.116	9.21	42.3	x
		3/24/2021	14.50	6.31	164.6	0.179	8.45	18.7	
		3/26/2021	18.00	6.69	196.3	0.129	10.13	33.6	x
		4/7/2021	19.10	6.53	138	0.187	10.67	13.9	
		4/21/2021	18.80	6.48	119	0.293	9.27	16.7	
SW-Confluence	**Downgradient of Spill Location**	5/5/2021	21.80	6.88	93.6	0.293	8.07	29.4	
		5/20/2021	25.40	6.53	140.3	0.392	9.12	33.9	
		6/3/2021	21.60	6.6	135.8	0.496	9.6	56.2	
		6/9/2021	28.70	6.17	216.6	0.308	5.86	120	x
		6/16/2021	24.50	6.89	171.9	0.445	10.5	103	
		7/2/2021	23.90	5.91	121.3	0.194	10.69	44.2	
		7/14/2021	26.50	6.16	161	0.153	8.91	75.4	
		7/16/2021	28.40	6.26	104.4	0.438	8.02	20	x
		7/20/2021	24.00	5.93	145.4	0.215	9.17	28.2	x
		7/28/2021	23.00	6.5	96.2	0.436	4.52	12.75	x
		8/11/2021	24.80	5.9	139.6	0.497	8.47	44.9	
		8/18/2021	22.60	6.4	117.7	0.355	4.22	18.4	x
		8/25/2021	25.70	7.04	108.4	0.475	7.01	26.8	
		9/8/2021	25.80	6.7	93.7	0.481	6.94	103.3	
		9/22/2021	21.00	6.83	99.8	0.48	2.59	25.6	
		10/6/2021	20.50	6.46	33	0.483	2.73	38.9	
		10/19/2021	16.20	6.3	56.3	0.224	5.54	25.7	
		11/1/2021	18.50	6.64	72.5	0.437	5.78	47.2	
		11/17/2021	15.00	6.72	151.4	0.405	13	27.2	
		12/1/2021	12.50	7.01	82.3	0.273	7.95	4.87	
		12/15/2021	11.00	6.33	179.2	0.436	6.87	9.26	
		12/30/2021	15.00	6.45	193.6	0.389	4.62	47.6	
		1/6/2022	13.40	6.72	156.8	0.332	9.51	38.3	x
		1/12/2022	11.20	6.4	101.1	0.321	8.22	27.6	
		1/19/2022	5.20	7.1	78.4	0.136	11.34	57.5	x
		1/26/2022	11.00	6.72	100.7	0.278	8.68	76.8	
		2/9/2022	11.50	6.77	96.1	0.163	9.55	23.3	
		2/23/2022	15.30	6.15	135.9	0.092	5.84	48.4	

Table 2. Surface Water General Parameter Measurements
2020-L1-SR2448 Incident

Location ID	Description	Date	Temperature (°C)	pH (STU)	ORP (mV)	Conductivity (mS/cm)	DO (mg/L)	Turbidity (NTU)	Rain Event
		3/10/2021	13	7.01	121	0.23	9.16	2.64	
		3/19/2021	12	7.01	208.7	0.291	8.11	18.7	x
		3/24/2021	14.6	6.57	157.7	0.225	6.91	3.01	
		3/26/2021	18.31	6.74	170.5	0.219	9.95	15.4	x
		4/7/2021	18.9	6.84	138.9	0.232	9.5	4.6	
		4/21/2021	19.8	6.65	121.4	0.234	7.93	3.8	
		5/5/2021	21.7	7.11	140.6	0.282	9.46	8.86	
		5/20/2021	26.1	7.2	75.1	0.286	8.89	13.3	
		6/3/2021	21.9	7.38	30.8	0.237	10.23	11.3	
		6/9/2021	26.10	6.62	187.9	0.201	9.4	63	x
		6/16/2021	22.80	6.6	125.7	0.242	9.81	20	
		7/2/2021	22.70	6.1	123.1	0.218	9.27	26.2	
		7/14/2021	26.00	6.45	138.1	0.258	12.27	69.8	
		7/16/2021	27.90	6.62	121.6	0.262	9.5	25.9	x
		7/20/2021	23.20	6.66	86.1	0.25	9.94	9.33	x
		7/28/2021	26.50	6.73	161.3	0.234	4	37.8	x
		8/11/2021	23.80	6.18	121.6	0.232	10.23	9.69	
SW-Seep 2	**Downgradient of SW-Seep Location**	8/18/2021	23.30	6.97	102.7	0.228	7.81	93	x
		8/25/2021	23.70	7.08	93.2	0.242	8.9	16.3	
		9/8/2021	24.00	6.54	111.3	0.231	9.45	4.69	
		9/22/2021	21.20	7.01	106.3	0.36	2.38	11.1	
		10/6/2021	19.70	6.48	10	0.233	5.93	75.6	
		10/19/2021	15.70	6.3	53.6	0.331	5.2	24.8	
		11/1/2021	18.40	6.77	159.5	0.235	6.13	1022 AU	
		11/17/2021	14.80	6.87	126.8	0.219	9.13	619 AU	
		12/1/2021	12.40	7.1	90.2	0.235	9.35	4.87	
		12/15/2021	11.10	6.13	162.9	0.422	8.02	36.1	
		12/30/2021	15.40	6.73	87.4	0.223	5.9	35.2	
		1/6/2022	13.30	7.16	86.1	0.227	8.86	38.7	x
		1/12/2022	10.50	6.9	87.6	0.238	9.04	70.4	
		1/19/2022	5.30	6.7	868.8	0.088	15.62	219	x
		1/26/2022	10.60	6.98	53.2	0.224	6.7	56	
		2/9/2022	13.60	7.03	89.9	0.234	7.76	16.6	
		2/23/2022	15.30	6.77	91.4	0.232	8.43	33.8	
		3/10/2021	13.2	7.34	107.6	0.228	8.14	18	
		3/19/2021	11.8	6.92	176.1	0.17	7.17	39.9	x
		3/24/2021	14.8	6.85	108.9	0.245	7.3	6.55	
		3/26/2021	17.95	6.97	157.3	0.183	10.21	21	x
		4/7/2021	19.1	7.1	122.7	0.269	9.37	13.7	
		4/21/2021	19.3	6.97	91	0.28	10.21	13.3	
		5/5/2021	21.6	7.04	75.5	0.288	7.22	19.9	
		5/20/2021	25.9	7.23	58.4	0.278	10.13	11.9	
		6/3/2021	22.3	7.3	74.4	0.29	8.56	81.9	
		6/9/2021	28.30	6.81	161.1	0.255	5.79	74.1	x
		6/16/2021	24.20	6.63	56.4	0.304	10.4	27.6	
		7/2/2021	23.90	6.45	84.3	0.212	11.01	63.7	
		7/14/2021	30.30	6.98	83	0.307	5.06	35	
		7/16/2021	28.20	6.79	103.2	0.308	8.73	93.3	x
		7/20/2021	24.10	6.48	73.9	0.253	8.3	19.9	x
		7/28/2021	28.50	6.83	167.6	0.28	3.4	32.5	x
		8/11/2021	25.80	6.45	123.1	0.276	9.78	24.9	
SW-Confluence 2	**Downgradient of SW-Confluence Location**	8/18/2021	26.30	7.25	100.4	0.214	6.72	19.3	x
		8/25/2021	26.20	7.03	55.3	0.272	7.13	13.3	
		9/8/2021	27.20	7.2	98.4	0.272	7.04	17.6	
		9/22/2021	20.80	6.38	87.7	0.381	2.83	32.6	
		10/6/2021	21.20	6.55	19.3	0.296	6.28	33.2	
		10/19/2021	16.10	6.17	37.6	0.224	5.16	18.7	
		11/1/2021	18.20	6.88	42.3	0.29	5.82	12.45	
		11/17/2021	13.60	6.94	103.2	0.268	9.18	48	
		12/1/2021	12.90	6.28	93.5	0.283	8.24	13.8	
		12/15/2021	11.00	6.21	170.3	0.406	6.93	5.19	
		12/30/2021	16.00	6.74	28.6	0.29	5.84	1906 AU	
		1/6/2022	13.60	7.06	66.4	0.243	8.92	21.6	x
		1/12/2022	11.10	7.05	47.1	0.264	8.8	17.8	
		1/19/2022	7.80	6.62	835.7	0.144	11.82	99	x
		1/26/2022	10.40	7.17	38.9	0.245	8.25	14.13	
		2/9/2022	13.50	7.17	58.5	0.182	7.5	15.7	
		2/23/2022	16.30	7.17	53.9	0.257	7.11	20.4	

Table 2. Surface Water General Parameter Measurements
2020-L1-SR2448 Incident

Location ID	Description	Date	Temperature (°C)	pH (STU)	ORP (mV)	Conductivity (mS/cm)	DO (mg/L)	Turbidity (NTU)	Rain Event
SW-G	Downgradient of SW-Confluence 2 Location at Culvert	7/2/2021	24.7	6.09	125.2	0.183	8.8	120	
		7/14/2021	33	7.12	84.8	0.342	8.61	29	
		7/16/2021	28.8	7.54	81.9	0.305	10.61	14.6	x
		7/20/2021	25.60	6.8	75.6	0.237	8.56	17.2	x
		7/28/2021	30.50	6.83	72.6	0.283	2.13	37.9	x
		8/11/2021	27.80	6.72	117.8	0.277	8.5	25.8	
		8/18/2021	27.20	6.76	151	0.258	4.1	97	x
		8/25/2021	29.80	7.35	84	0.281	5.6	35.9	
		9/8/2021	28.20	7.09	46	0.273	8.97	28.7	
		9/22/2021	24.50	6.82	2.2	0.286	4.78	16.3	
		10/6/2021	22.40	6.64	-62.3	0.321	1.29	35.3	
		10/19/2021	15.70	6.31	-29.7	0.466	1.47	849	
		11/1/2021	21.50	7.19	70.8	0.281	5.8	83	
		11/17/2021	12.10	6.95	103.6	0.28	10.14	56.2	
		12/1/2021	13.60	6.63	68.8	0.271	10.23	13	
		12/15/2021	11.90	6.93	133.5	0.435	7.35	15.7	
		12/30/2021	16.00	6.92	60.7	0.284	4.84	64.4	
		1/6/2022	14.80	6.93	117.2	0.279	8.35	81.1	x
		1/12/2022	12.70	7.09	49	0.26	8.42	71.1	
		1/19/2022	8.60	6.62	71.5	0.142	12.4	65	x
		1/26/2022	11.70	7.32	29.6	0.231	9.11	18.5	
		2/9/2022	15.10	7.25	51.3	0.191	8.56	14	
		2/23/2022	16.10	7.16	25.2	0.243	8.32	25.2	

Notes:

ORWQM	Outside of Range on Water Quality Meter
x	Rainfall event (Rain > 1-inch within 24-hour period)
Red Text	Reading from malfuntioning instrument or noted issues
AU	Turbidity meter uses AU (Attenuation Unit) for high turbidity readings outside of the displays NTU scale of measurement

Pace Analytical Services, LLC
9800 Kincey Ave. Suite 100
Huntersville, NC 28078
(704)875-9092

February 24, 2022

Alex Testoff
Montrose Environmental Group, Inc.
400 Northridge Rd.
Suite 400
Atlanta, GA 30350

RE: Project: PROJ 00211
Pace Project No.: 92589870

Dear Alex Testoff:

Enclosed are the analytical results for sample(s) received by the laboratory on February 23, 2022. The results relate only to the samples included in this report. Results reported herein conform to the applicable TNI/NELAC Standards and the laboratory's Quality Manual, where applicable, unless otherwise noted in the body of the report.

The test results provided in this final report were generated by each of the following laboratories within the Pace Network:

- Pace Analytical Services - Charlotte

If you have any questions concerning this report, please feel free to contact me.

Sincerely,

Bonnie Vang

Bonnie Vang
bonnie.vang@pacelabs.com
(704)875-9092
Project Manager

Enclosures

cc: Cole Cates, Environmental Planning Specialists, Inc.
J Culbreath, Colonial Pipeline Company
Robert Hughes, Colonial Pipeline Company
Cam Lee, Montrose Environmental Group
Jamie Moran, APEX Companies, LLC
Jeff Morrison, Colonial Pipeline Company
Nicholas Nelson, Montrose Environmental Group, Inc.
Andrew Street, Apex Companies - NC
JM Wyatt, Colonial Pipeline Company

This report shall not be reproduced, except in full,
without the written consent of Pace Analytical Services, LLC.

Pace Analytical Services, LLC
9800 Kincey Ave. Suite 100
Huntersville, NC 28078
(704)875-9092

CERTIFICATIONS

Project:	PROJ 00211
Pace Project No.:	92589870

Pace Analytical Services Charlotte

South Carolina Laboratory ID: 99006
9800 Kincey Ave. Ste 100, Huntersville, NC 28078
North Carolina Drinking Water Certification #: 37706
North Carolina Field Services Certification #: 5342
North Carolina Wastewater Certification #: 12
South Carolina Laboratory ID: 99006
South Carolina Certification #: 99006001
South Carolina Drinking Water Cert. #: 99006003
Florida/NELAP Certification #: E87627
Kentucky UST Certification #: 84
Louisiana DoH Drinking Water #: LA029
Virginia/VELAP Certification #: 460221

This report shall not be reproduced, except in full,
without the written consent of Pace Analytical Services, LLC.

Pace Analytical Services, LLC
9800 Kincey Ave. Suite 100
Huntersville, NC 28078
(704)875-9092

SAMPLE ANALYTE COUNT

Project: PROJ 00211
Pace Project No.: 92589870

Lab ID	Sample ID	Method	Analysts	Analytes Reported	Laboratory
92589870001	**22054-SW-SEEP**	EPA 5030B/8015C	MAD	2	PASI-C
		EPA 8260D	CL	9	PASI-C
92589870002	**22054-SW-CONFLUENCE**	EPA 5030B/8015C	MAD	2	PASI-C
		EPA 8260D	CL	9	PASI-C
92589870003	**22054-SW-SEEP 2**	EPA 5030B/8015C	MAD	2	PASI-C
		EPA 8260D	CL	9	PASI-C
92589870004	**22054-SW-CONFLUENCE 2**	EPA 5030B/8015C	MAD	2	PASI-C
		EPA 8260D	CL	9	PASI-C
92589870005	**22054-SW-G**	EPA 5030B/8015C	MAD	2	PASI-C
		EPA 8260D	CL	9	PASI-C

PASI-C = Pace Analytical Services - Charlotte

This report shall not be reproduced, except in full,
without the written consent of Pace Analytical Services, LLC.

Pace Analytical Services, LLC
9800 Kincey Ave. Suite 100
Huntersville, NC 28078
(704)875-9092

ANALYTICAL RESULTS

Project: PROJ 00211
Pace Project No.: 92589870

Sample: 22054-SW-SEEP **Lab ID: 92589870001** Collected: 02/23/22 13:20 Received: 02/23/22 16:38 Matrix: Water

Parameters	Results	Units	Report Limit	DF	Prepared	Analyzed	CAS No.	Qual
Gasoline Range Organics	Analytical Method: EPA 5030B/8015C							
	Pace Analytical Services - Charlotte							
Gas Range Organics (C6-C10)	ND	mg/L	0.080	1		02/23/22 20:07		
Surrogates								
4-Bromofluorobenzene (S)	86	%	70-130	1		02/23/22 20:07	460-00-4	
8260D MSV Low Level	Analytical Method: EPA 8260D							
	Pace Analytical Services - Charlotte							
Benzene	ND	ug/L	1.0	1		02/24/22 12:29	71-43-2	
Ethylbenzene	ND	ug/L	1.0	1		02/24/22 12:29	100-41-4	
Toluene	ND	ug/L	1.0	1		02/24/22 12:29	108-88-3	
Xylene (Total)	ND	ug/L	1.0	1		02/24/22 12:29	1330-20-7	
m&p-Xylene	ND	ug/L	2.0	1		02/24/22 12:29	179601-23-1	
o-Xylene	ND	ug/L	1.0	1		02/24/22 12:29	95-47-6	
Surrogates								
4-Bromofluorobenzene (S)	96	%	70-130	1		02/24/22 12:29	460-00-4	
1,2-Dichloroethane-d4 (S)	89	%	70-130	1		02/24/22 12:29	17060-07-0	
Toluene-d8 (S)	103	%	70-130	1		02/24/22 12:29	2037-26-5	

This report shall not be reproduced, except in full,
without the written consent of Pace Analytical Services, LLC.

Pace Analytical Services, LLC
9800 Kincey Ave. Suite 100
Huntersville, NC 28078
(704)875-9092

ANALYTICAL RESULTS

Project: PROJ 00211
Pace Project No.: 92589870

Sample: 22054-SW-CONFLUENCE **Lab ID: 92589870002** Collected: 02/23/22 13:25 Received: 02/23/22 16:38 Matrix: Water

Parameters	Results	Units	Report Limit	DF	Prepared	Analyzed	CAS No.	Qual
Gasoline Range Organics	Analytical Method: EPA 5030B/8015C							
	Pace Analytical Services - Charlotte							
Gas Range Organics (C6-C10)	ND	mg/L	0.080	1		02/23/22 21:04		
Surrogates								
4-Bromofluorobenzene (S)	83	%	70-130	1		02/23/22 21:04	460-00-4	
8260D MSV Low Level	Analytical Method: EPA 8260D							
	Pace Analytical Services - Charlotte							
Benzene	ND	ug/L	1.0	1		02/24/22 12:47	71-43-2	
Ethylbenzene	ND	ug/L	1.0	1		02/24/22 12:47	100-41-4	
Toluene	ND	ug/L	1.0	1		02/24/22 12:47	108-88-3	
Xylene (Total)	ND	ug/L	1.0	1		02/24/22 12:47	1330-20-7	
m&p-Xylene	ND	ug/L	2.0	1		02/24/22 12:47	179601-23-1	
o-Xylene	ND	ug/L	1.0	1		02/24/22 12:47	95-47-6	
Surrogates								
4-Bromofluorobenzene (S)	97	%	70-130	1		02/24/22 12:47	460-00-4	
1,2-Dichloroethane-d4 (S)	90	%	70-130	1		02/24/22 12:47	17060-07-0	
Toluene-d8 (S)	103	%	70-130	1		02/24/22 12:47	2037-26-5	

This report shall not be reproduced, except in full,
without the written consent of Pace Analytical Services, LLC.

Pace Analytical Services, LLC
9800 Kincey Ave. Suite 100
Huntersville, NC 28078
(704)875-9092

ANALYTICAL RESULTS

Project: PROJ 00211
Pace Project No.: 92589870

Sample: 22054-SW-SEEP 2 **Lab ID: 92589870003** Collected: 02/23/22 13:30 Received: 02/23/22 16:38 Matrix: Water

Parameters	Results	Units	Report Limit	DF	Prepared	Analyzed	CAS No.	Qual
Gasoline Range Organics	Analytical Method: EPA 5030B/8015C							
	Pace Analytical Services - Charlotte							
Gas Range Organics (C6-C10)	ND	mg/L	0.080	1		02/23/22 22:28		
Surrogates								
4-Bromofluorobenzene (S)	84	%	70-130	1		02/23/22 22:28	460-00-4	
8260D MSV Low Level	Analytical Method: EPA 8260D							
	Pace Analytical Services - Charlotte							
Benzene	ND	ug/L	1.0	1		02/24/22 13:05	71-43-2	
Ethylbenzene	ND	ug/L	1.0	1		02/24/22 13:05	100-41-4	
Toluene	ND	ug/L	1.0	1		02/24/22 13:05	108-88-3	
Xylene (Total)	ND	ug/L	1.0	1		02/24/22 13:05	1330-20-7	
m&p-Xylene	ND	ug/L	2.0	1		02/24/22 13:05	179601-23-1	
o-Xylene	ND	ug/L	1.0	1		02/24/22 13:05	95-47-6	
Surrogates								
4-Bromofluorobenzene (S)	94	%	70-130	1		02/24/22 13:05	460-00-4	
1,2-Dichloroethane-d4 (S)	90	%	70-130	1		02/24/22 13:05	17060-07-0	
Toluene-d8 (S)	102	%	70-130	1		02/24/22 13:05	2037-26-5	

This report shall not be reproduced, except in full,
without the written consent of Pace Analytical Services, LLC.

Pace Analytical Services, LLC
9800 Kincey Ave. Suite 100
Huntersville, NC 28078
(704)875-9092

ANALYTICAL RESULTS

Project: PROJ 00211
Pace Project No.: 92589870

Sample: 22054-SW-CONFLUENCE 2 **Lab ID: 92589870004** Collected: 02/23/22 13:35 Received: 02/23/22 16:38 Matrix: Water

Parameters	Results	Units	Report Limit	DF	Prepared	Analyzed	CAS No.	Qual
Gasoline Range Organics	Analytical Method: EPA 5030B/8015C							
	Pace Analytical Services - Charlotte							
Gas Range Organics (C6-C10)	ND	mg/L	0.080	1		02/23/22 21:32		
Surrogates								
4-Bromofluorobenzene (S)	82	%	70-130	1		02/23/22 21:32	460-00-4	
8260D MSV Low Level	Analytical Method: EPA 8260D							
	Pace Analytical Services - Charlotte							
Benzene	ND	ug/L	1.0	1		02/24/22 13:23	71-43-2	
Ethylbenzene	ND	ug/L	1.0	1		02/24/22 13:23	100-41-4	
Toluene	ND	ug/L	1.0	1		02/24/22 13:23	108-88-3	
Xylene (Total)	ND	ug/L	1.0	1		02/24/22 13:23	1330-20-7	
m&p-Xylene	ND	ug/L	2.0	1		02/24/22 13:23	179601-23-1	
o-Xylene	ND	ug/L	1.0	1		02/24/22 13:23	95-47-6	
Surrogates								
4-Bromofluorobenzene (S)	93	%	70-130	1		02/24/22 13:23	460-00-4	
1,2-Dichloroethane-d4 (S)	88	%	70-130	1		02/24/22 13:23	17060-07-0	
Toluene-d8 (S)	103	%	70-130	1		02/24/22 13:23	2037-26-5	

This report shall not be reproduced, except in full,
without the written consent of Pace Analytical Services, LLC.

Pace Analytical Services, LLC
9800 Kincey Ave. Suite 100
Huntersville, NC 28078
(704)875-9092

ANALYTICAL RESULTS

Project: PROJ 00211
Pace Project No.: 92589870

Sample: 22054-SW-G **Lab ID: 92589870005** Collected: 02/23/22 13:40 Received: 02/23/22 16:38 Matrix: Water

Parameters	Results	Units	Report Limit	DF	Prepared	Analyzed	CAS No.	Qual
Gasoline Range Organics	Analytical Method: EPA 5030B/8015C							
	Pace Analytical Services - Charlotte							
Gas Range Organics (C6-C10)	ND	mg/L	0.080	1		02/23/22 22:00		
Surrogates								
4-Bromofluorobenzene (S)	86	%	70-130	1		02/23/22 22:00	460-00-4	
8260D MSV Low Level	Analytical Method: EPA 8260D							
	Pace Analytical Services - Charlotte							
Benzene	ND	ug/L	1.0	1		02/24/22 13:42	71-43-2	
Ethylbenzene	ND	ug/L	1.0	1		02/24/22 13:42	100-41-4	
Toluene	ND	ug/L	1.0	1		02/24/22 13:42	108-88-3	
Xylene (Total)	ND	ug/L	1.0	1		02/24/22 13:42	1330-20-7	
m&p-Xylene	ND	ug/L	2.0	1		02/24/22 13:42	179601-23-1	
o-Xylene	ND	ug/L	1.0	1		02/24/22 13:42	95-47-6	
Surrogates								
4-Bromofluorobenzene (S)	95	%	70-130	1		02/24/22 13:42	460-00-4	
1,2-Dichloroethane-d4 (S)	91	%	70-130	1		02/24/22 13:42	17060-07-0	
Toluene-d8 (S)	101	%	70-130	1		02/24/22 13:42	2037-26-5	

This report shall not be reproduced, except in full,
without the written consent of Pace Analytical Services, LLC.

Pace Analytical Services, LLC
9800 Kincey Ave. Suite 100
Huntersville, NC 28078
(704)875-9092

QUALITY CONTROL DATA

Project: PROJ 00211
Pace Project No.: 92589870

QC Batch: 680327
QC Batch Method: EPA 5030B/8015C
Analysis Method: EPA 5030B/8015C
Analysis Description: Gasoline Range Organics
Laboratory: Pace Analytical Services - Charlotte
Associated Lab Samples: 92589870001, 92589870002, 92589870003, 92589870004, 92589870005

METHOD BLANK: 3559293
Matrix: Water
Associated Lab Samples: 92589870001, 92589870002, 92589870003, 92589870004, 92589870005

Parameter	Units	Blank Result	Reporting Limit	Analyzed	Qualifiers
Gas Range Organics (C6-C10)	mg/L	ND	0.080	02/23/22 12:37	
4-Bromofluorobenzene (S)	%	81	70-130	02/23/22 12:37	

LABORATORY CONTROL SAMPLE: 3559294

Parameter	Units	Spike Conc.	LCS Result	LCS % Rec	% Rec Limits	Qualifiers
Gas Range Organics (C6-C10)	mg/L	1	0.92	92	70-130	
4-Bromofluorobenzene (S)	%			86	70-130	

MATRIX SPIKE SAMPLE: 3560675

Parameter	Units	92589870002 Result	Spike Conc.	MS Result	MS % Rec	% Rec Limits	Qualifiers
Gas Range Organics (C6-C10)	mg/L	ND	1	0.87	87	68-145	
4-Bromofluorobenzene (S)	%				86	70-130	

SAMPLE DUPLICATE: 3560674

Parameter	Units	92589870001 Result	Dup Result	RPD	Qualifiers
Gas Range Organics (C6-C10)	mg/L	ND	ND		
4-Bromofluorobenzene (S)	%	86	83		

Results presented on this page are in the units indicated by the "Units" column except where an alternate unit is presented to the right of the result.

REPORT OF LABORATORY ANALYSIS

This report shall not be reproduced, except in full,
without the written consent of Pace Analytical Services, LLC.

Pace Analytical Services, LLC
9800 Kincey Ave. Suite 100
Huntersville, NC 28078
(704)875-9092

QUALITY CONTROL DATA

Project: PROJ 00211
Pace Project No.: 92589870

QC Batch: 680472
QC Batch Method: EPA 8260D
Analysis Method: EPA 8260D
Analysis Description: 8260D MSV Low Level
Laboratory: Pace Analytical Services - Charlotte
Associated Lab Samples: 92589870001, 92589870002, 92589870003, 92589870004, 92589870005

METHOD BLANK: 3560309
Matrix: Water
Associated Lab Samples: 92589870001, 92589870002, 92589870003, 92589870004, 92589870005

Parameter	Units	Blank Result	Reporting Limit	Analyzed	Qualifiers
Benzene	ug/L	ND	1.0	02/24/22 11:53	
Ethylbenzene	ug/L	ND	1.0	02/24/22 11:53	
m&p-Xylene	ug/L	ND	2.0	02/24/22 11:53	
o-Xylene	ug/L	ND	1.0	02/24/22 11:53	
Toluene	ug/L	ND	1.0	02/24/22 11:53	
Xylene (Total)	ug/L	ND	1.0	02/24/22 11:53	
1,2-Dichloroethane-d4 (S)	%	89	70-130	02/24/22 11:53	
4-Bromofluorobenzene (S)	%	95	70-130	02/24/22 11:53	
Toluene-d8 (S)	%	103	70-130	02/24/22 11:53	

LABORATORY CONTROL SAMPLE: 3560310

Parameter	Units	Spike Conc.	LCS Result	LCS % Rec	% Rec Limits	Qualifiers
Benzene	ug/L	50	42.0	84	70-130	
Ethylbenzene	ug/L	50	42.5	85	70-130	
m&p-Xylene	ug/L	100	86.4	86	70-130	
o-Xylene	ug/L	50	44.5	89	70-130	
Toluene	ug/L	50	42.1	84	70-130	
Xylene (Total)	ug/L	150	131	87	70-130	
1,2-Dichloroethane-d4 (S)	%			84	70-130	
4-Bromofluorobenzene (S)	%			98	70-130	
Toluene-d8 (S)	%			97	70-130	

MATRIX SPIKE & MATRIX SPIKE DUPLICATE: 3560311 3560312

Parameter	Units	92589870001 Result	MS Spike Conc.	MSD Spike Conc.	MS Result	MSD Result	MS % Rec	MSD % Rec	% Rec Limits	RPD	Qual
Benzene	ug/L	ND	20	20	20.6	22.9	103	115	67-150	11	
Ethylbenzene	ug/L	ND	20	20	19.8	22.7	99	113	68-143	14	
m&p-Xylene	ug/L	ND	40	40	40.3	45.8	101	114	53-157	13	
o-Xylene	ug/L	ND	20	20	20.2	23.0	101	115	68-143	13	
Toluene	ug/L	ND	20	20	20.2	22.8	101	114	47-157	12	
Xylene (Total)	ug/L	ND	60	60	60.5	68.8	101	115	66-145	13	
1,2-Dichloroethane-d4 (S)	%						89	87	70-130		
4-Bromofluorobenzene (S)	%						97	95	70-130		
Toluene-d8 (S)	%						98	98	70-130		

Results presented on this page are in the units indicated by the "Units" column except where an alternate unit is presented to the right of the result.

REPORT OF LABORATORY ANALYSIS

This report shall not be reproduced, except in full,
without the written consent of Pace Analytical Services, LLC.

Pace Analytical Services, LLC
9800 Kincey Ave. Suite 100
Huntersville, NC 28078
(704)875-9092

QUALIFIERS

Project: PROJ 00211
Pace Project No.: 92589870

DEFINITIONS

DF - Dilution Factor, if reported, represents the factor applied to the reported data due to dilution of the sample aliquot.

ND - Not Detected at or above adjusted reporting limit.

TNTC - Too Numerous To Count

J - Estimated concentration above the adjusted method detection limit and below the adjusted reporting limit.

MDL - Adjusted Method Detection Limit.

PQL - Practical Quantitation Limit.

RL - Reporting Limit - The lowest concentration value that meets project requirements for quantitative data with known precision and bias for a specific analyte in a specific matrix.

S - Surrogate

1,2-Diphenylhydrazine decomposes to and cannot be separated from Azobenzene using Method 8270. The result for each analyte is a combined concentration.

Consistent with EPA guidelines, unrounded data are displayed and have been used to calculate % recovery and RPD values.

LCS(D) - Laboratory Control Sample (Duplicate)

MS(D) - Matrix Spike (Duplicate)

DUP - Sample Duplicate

RPD - Relative Percent Difference

NC - Not Calculable.

SG - Silica Gel - Clean-Up

U - Indicates the compound was analyzed for, but not detected.

Acid preservation may not be appropriate for 2 Chloroethylvinyl ether.

A separate vial preserved to a pH of 4-5 is recommended in SW846 Chapter 4 for the analysis of Acrolein and Acrylonitrile by EPA Method 8260.

N-Nitrosodiphenylamine decomposes and cannot be separated from Diphenylamine using Method 8270. The result reported for each analyte is a combined concentration.

Reported results are not rounded until the final step prior to reporting. Therefore, calculated parameters that are typically reported as "Total" may vary slightly from the sum of the reported component parameters.

Pace Analytical is TNI accredited. Contact your Pace PM for the current list of accredited analytes.

TNI - The NELAC Institute.

This report shall not be reproduced, except in full,
without the written consent of Pace Analytical Services, LLC.

Pace Analytical Services, LLC
9800 Kincey Ave. Suite 100
Huntersville, NC 28078
(704)875-9092

QUALITY CONTROL DATA CROSS REFERENCE TABLE

Project: PROJ 00211
Pace Project No.: 92589870

Lab ID	Sample ID	QC Batch Method	QC Batch	Analytical Method	Analytical Batch
92589870001	**22054-SW-SEEP**	EPA 5030B/8015C	680327		
92589870002	**22054-SW-CONFLUENCE**	EPA 5030B/8015C	680327		
92589870003	**22054-SW-SEEP 2**	EPA 5030B/8015C	680327		
92589870004	**22054-SW-CONFLUENCE 2**	EPA 5030B/8015C	680327		
92589870005	**22054-SW-G**	EPA 5030B/8015C	680327		
92589870001	**22054-SW-SEEP**	EPA 8260D	680472		
92589870002	**22054-SW-CONFLUENCE**	EPA 8260D	680472		
92589870003	**22054-SW-SEEP 2**	EPA 8260D	680472		
92589870004	**22054-SW-CONFLUENCE 2**	EPA 8260D	680472		
92589870005	**22054-SW-G**	EPA 8260D	680472		

This report shall not be reproduced, except in full,
without the written consent of Pace Analytical Services, LLC.

Pace Analytical

CHAIN-OF-CUSTODY Analytical Request Document

Chain-of-Custody is a LEGAL DOCUMENT - Complete all relevent fields

LAB USE ONLY- Affix Workorder/Login Label Here or List Pace Workorder Number or MTJL Log-in Number Here

ALL SHADED ARE

WO# : 92589870

92589870

Company: Montrose

Address:

Billing Information: 400 Northridge Rd. Suite 400 Sandy Springs, GA 30350

Report To: CGates@montrose-env.com

Email To: Jnicolette@montrose-env.com

Copy To: CLee@montrose-env.com

Site Collection Info/Address:

Customer Project Name/Number: Proj - 00211

State: NC County/City: Huntersville Time Zone Collected: [ ] PT [ ] MT [ ] CT [✓] ET

Phone:
Email:

Site/Facility ID #:

Compliance Monitoring? [ ] Yes [ ] No

Collected By (print): Cole Gates

Purchase Order #:
Quote #:

DW PWS ID #:
DW Location Code:

Collected By (signature): Cole Gates

Turnaround Date Required:

Immediately Packed on Ice: [✓] Yes [ ] No

Sample Disposal:
[ ] Dispose as appropriate [ ] Return
[ ] Archive: _____
[ ] Hold: _____

Rush: [✓] Same Day [ ] Next Day [ ] 2 Day [ ] 3 Day [ ] 4 Day [ ] 5 Day (Expedite Charges Apply)

Field Filtered (if applicable): [ ] Yes [ ] No
Analysis: _____

* Matrix Codes (Insert in Matrix box below): Drinking Water (DW), Ground Water (GW), Wastewater (WW), Product (P), Soil/Solid (SL), Oil (OL), Wipe (WP), Air (AR), Tissue (TS), Bioassay (B), Vapor (V), Other (OT)

Container Preservative Type **

** Preservative Types: (1) nitric acid, (2) sulfuric acid, (3) [illegible] (6) methanol, (7) sodium bisulfate, (8) sodium thiosulfat[illegible] (C) ammonium hydroxide, (D) TSP, (U) Unpreserved, (O) [illegible]

Analyses

Customer Sample ID	Matrix *	Comp / Grab	Collected (or Composite Start) Date	Collected (or Composite Start) Time	Composite End Date	Composite End Time	Res Cl	# of Ctns	BTEX	TPH - GRO	Lab Sample # / Comments
22054-SW-Seep	SW	G	2/23/22	13:20				6	✓	✓	92589870
22054-SW-Confluence	SW	G	2/23/22	13:25				6	✓	✓	02
22054-SW-Seep 2	SW	G	2/23/22	13:30				6	✓	✓	03
22054-SW-Confluence 2	SW	G	2/23/22	13:35				6	✓	✓	04
22054-SW-G	SW	G	2/23/22	13:40				6	✓	✓	05

Lab Sample Receipt Checklist:

Custody Seals Present/Intact	Y	N	NA
Custody Signatures Present	Y	N	NA
Collector Signature Present	Y	N	NA
Bottles Intact	Y	N	NA
Correct Bottles	Y	N	NA
Sufficient Volume	Y	N	NA
Samples Received on Ice	Y	N	NA
VOA - Headspace Acceptable	Y	N	NA
USDA Regulated Soils	Y	N	NA
Samples in Holding Time	Y	N	NA
Residual Chlorine Present	Y	N	NA
Cl Strips: _____			
Sample pH Acceptable	Y	N	NA
pH Strips: _____			
Sulfide Present	Y	N	NA
Lead Acetate Strips: _____			

LAB USE ONLY:
Lab Sample # / Comments:

Customer Remarks / Special Conditions / Possible Hazards:
SW = Surface Water
G = Grab

Type of Ice Used: Wet Blue Dry None

Packing Material Used: BB, BW

Radchem sample(s) screened (<500 cpm): Y N NA

SHORT HOLDS PRESENT (<72 hours): Y N N/A

Lab Tracking #: 2683811

Samples received via: FEDEX UPS Client Courier Pace Courier

Lab Sample Temperature Info:
Temp Blank Received: Y N NA
Therm ID#: A2U64
Cooler 1 Temp Upon Receipt: 2.4 oC
Cooler 1 Therm Corr. Factor: 0.0 oC
Cooler 1 Corrected Temp: 2.4 oC
Comments:

Relinquished by/Company: (Signature)	Date/Time:	Received by/Company: (Signature)	Date/Time:
Cole Gates	2/23/22 1638	JB 2/23/22	1638
Relinquished by/Company: (Signature)	Date/Time:	Received by/Company: (Signature)	Date/Time:
Relinquished by/Company: (Signature)	Date/Time:	Received by/Company: (Signature)	Date/Time:

MTJL LAB USE ONLY
Table #:
Acctnum:
Template:
Prelogin:
PM:
PB:

Trip Blank Received: Y N NA
HCL MeOH TSP Other

Non Conformance(s): YES / NO

Page: 1 of: 1

Pace Analytical Services, LLC
9800 Kincey Ave. Suite 100
Huntersville, NC 28078
(704)875-9092

March 02, 2022

Alex Testoff
Montrose Environmental Group, Inc.
400 Northridge Rd.
Suite 400
Atlanta, GA 30350

RE: Project: PROJ 00211
Pace Project No.: 92589874

Dear Alex Testoff:

Enclosed are the analytical results for sample(s) received by the laboratory on February 23, 2022. The results relate only to the samples included in this report. Results reported herein conform to the applicable TNI/NELAC Standards and the laboratory's Quality Manual, where applicable, unless otherwise noted in the body of the report.

The test results provided in this final report were generated by each of the following laboratories within the Pace Network:

- Pace Analytical Services - Charlotte

If you have any questions concerning this report, please feel free to contact me.

Sincerely,

Bonnie Vang

Bonnie Vang
bonnie.vang@pacelabs.com
(704)875-9092
Project Manager

Enclosures

cc: Cole Cates, Environmental Planning Specialists, Inc.
J Culbreath, Colonial Pipeline Company
Robert Hughes, Colonial Pipeline Company
Cam Lee, Montrose Environmental Group
Jamie Moran, APEX Companies, LLC
Jeff Morrison, Colonial Pipeline Company
Nicholas Nelson, Montrose Environmental Group, Inc.
Andrew Street, Apex Companies - NC
JM Wyatt, Colonial Pipeline Company

This report shall not be reproduced, except in full,
without the written consent of Pace Analytical Services, LLC.

Pace Analytical Services, LLC
9800 Kincey Ave. Suite 100
Huntersville, NC 28078
(704)875-9092

CERTIFICATIONS

Project:	PROJ 00211
Pace Project No.:	92589874

Pace Analytical Services Charlotte

South Carolina Laboratory ID: 99006
9800 Kincey Ave. Ste 100, Huntersville, NC 28078
North Carolina Drinking Water Certification #: 37706
North Carolina Field Services Certification #: 5342
North Carolina Wastewater Certification #: 12
South Carolina Laboratory ID: 99006
South Carolina Certification #: 99006001
South Carolina Drinking Water Cert. #: 99006003
Florida/NELAP Certification #: E87627
Kentucky UST Certification #: 84
Louisiana DoH Drinking Water #: LA029
Virginia/VELAP Certification #: 460221

This report shall not be reproduced, except in full,
without the written consent of Pace Analytical Services, LLC.

Pace Analytical Services, LLC
9800 Kincey Ave. Suite 100
Huntersville, NC 28078
(704)875-9092

SAMPLE ANALYTE COUNT

Project: PROJ 00211
Pace Project No.: 92589874

Lab ID	Sample ID	Method	Analysts	Analytes Reported	Laboratory
92589874001	**22054-SW-1**	EPA 5030B/8015C	MAD	2	PASI-C
		EPA 8260D	CL	9	PASI-C
92589874002	**22054-SW-2**	EPA 5030B/8015C	MAD	2	PASI-C
		EPA 8260D	CL	9	PASI-C
92589874003	**22054-SW-3**	EPA 5030B/8015C	MAD	2	PASI-C
		EPA 8260D	CL	9	PASI-C
92589874004	**22054-SW-4**	EPA 5030B/8015C	MAD	2	PASI-C
		EPA 8260D	CL	9	PASI-C
92589874005	**22054-SW-5**	EPA 5030B/8015C	MAD	2	PASI-C
		EPA 8260D	CL	9	PASI-C
92589874006	**22054-SW-7**	EPA 5030B/8015C	MAD	2	PASI-C
		EPA 8260D	CL	9	PASI-C
92589874007	**22054-SW-DUP**	EPA 5030B/8015C	MAD	2	PASI-C
		EPA 8260D	CL	9	PASI-C
92589874008	**22054-TRIP BLANK**	EPA 8260D	CL	9	PASI-C

PASI-C = Pace Analytical Services - Charlotte

This report shall not be reproduced, except in full,
without the written consent of Pace Analytical Services, LLC.

Pace Analytical Services, LLC
9800 Kincey Ave. Suite 100
Huntersville, NC 28078
(704)875-9092

ANALYTICAL RESULTS

Project: PROJ 00211
Pace Project No.: 92589874

Sample: 22054-SW-1 **Lab ID: 92589874001** Collected: 02/23/22 14:40 Received: 02/23/22 16:38 Matrix: Water

Parameters	Results	Units	Report Limit	DF	Prepared	Analyzed	CAS No.	Qual
Gasoline Range Organics	Analytical Method: EPA 5030B/8015C							
	Pace Analytical Services - Charlotte							
Gas Range Organics (C6-C10)	ND	mg/L	0.080	1		02/23/22 22:56		
Surrogates								
4-Bromofluorobenzene (S)	82	%	70-130	1		02/23/22 22:56	460-00-4	
8260D MSV Low Level	Analytical Method: EPA 8260D							
	Pace Analytical Services - Charlotte							
Benzene	ND	ug/L	1.0	1		02/24/22 17:38	71-43-2	
Ethylbenzene	ND	ug/L	1.0	1		02/24/22 17:38	100-41-4	
Toluene	ND	ug/L	1.0	1		02/24/22 17:38	108-88-3	
Xylene (Total)	ND	ug/L	1.0	1		02/24/22 17:38	1330-20-7	
m&p-Xylene	ND	ug/L	2.0	1		02/24/22 17:38	179601-23-1	
o-Xylene	ND	ug/L	1.0	1		02/24/22 17:38	95-47-6	
Surrogates								
4-Bromofluorobenzene (S)	95	%	70-130	1		02/24/22 17:38	460-00-4	
1,2-Dichloroethane-d4 (S)	89	%	70-130	1		02/24/22 17:38	17060-07-0	
Toluene-d8 (S)	103	%	70-130	1		02/24/22 17:38	2037-26-5	

This report shall not be reproduced, except in full,
without the written consent of Pace Analytical Services, LLC.

Pace Analytical Services, LLC
9800 Kincey Ave. Suite 100
Huntersville, NC 28078
(704)875-9092

ANALYTICAL RESULTS

Project: PROJ 00211
Pace Project No.: 92589874

Sample: 22054-SW-2 **Lab ID: 92589874002** Collected: 02/23/22 14:25 Received: 02/23/22 16:38 Matrix: Water

Parameters	Results	Units	Report Limit	DF	Prepared	Analyzed	CAS No.	Qual
Gasoline Range Organics	Analytical Method: EPA 5030B/8015C							
	Pace Analytical Services - Charlotte							
Gas Range Organics (C6-C10)	ND	mg/L	0.080	1		02/23/22 23:24		
Surrogates								
4-Bromofluorobenzene (S)	83	%	70-130	1		02/23/22 23:24	460-00-4	
8260D MSV Low Level	Analytical Method: EPA 8260D							
	Pace Analytical Services - Charlotte							
Benzene	ND	ug/L	1.0	1		02/24/22 18:14	71-43-2	
Ethylbenzene	ND	ug/L	1.0	1		02/24/22 18:14	100-41-4	
Toluene	ND	ug/L	1.0	1		02/24/22 18:14	108-88-3	
Xylene (Total)	ND	ug/L	1.0	1		02/24/22 18:14	1330-20-7	
m&p-Xylene	ND	ug/L	2.0	1		02/24/22 18:14	179601-23-1	
o-Xylene	ND	ug/L	1.0	1		02/24/22 18:14	95-47-6	
Surrogates								
4-Bromofluorobenzene (S)	93	%	70-130	1		02/24/22 18:14	460-00-4	
1,2-Dichloroethane-d4 (S)	90	%	70-130	1		02/24/22 18:14	17060-07-0	
Toluene-d8 (S)	103	%	70-130	1		02/24/22 18:14	2037-26-5	

This report shall not be reproduced, except in full,
without the written consent of Pace Analytical Services, LLC.

Pace Analytical Services, LLC
9800 Kincey Ave. Suite 100
Huntersville, NC 28078
(704)875-9092

ANALYTICAL RESULTS

Project: PROJ 00211
Pace Project No.: 92589874

Sample: 22054-SW-3 **Lab ID: 92589874003** Collected: 02/23/22 14:10 Received: 02/23/22 16:38 Matrix: Water

Parameters	Results	Units	Report Limit	DF	Prepared	Analyzed	CAS No.	Qual
Gasoline Range Organics	Analytical Method: EPA 5030B/8015C							
	Pace Analytical Services - Charlotte							
Gas Range Organics (C6-C10)	ND	mg/L	0.080	1		02/23/22 23:53		
Surrogates								
4-Bromofluorobenzene (S)	82	%	70-130	1		02/23/22 23:53	460-00-4	
8260D MSV Low Level	Analytical Method: EPA 8260D							
	Pace Analytical Services - Charlotte							
Benzene	ND	ug/L	1.0	1		02/24/22 18:32	71-43-2	
Ethylbenzene	ND	ug/L	1.0	1		02/24/22 18:32	100-41-4	
Toluene	ND	ug/L	1.0	1		02/24/22 18:32	108-88-3	
Xylene (Total)	ND	ug/L	1.0	1		02/24/22 18:32	1330-20-7	
m&p-Xylene	ND	ug/L	2.0	1		02/24/22 18:32	179601-23-1	
o-Xylene	ND	ug/L	1.0	1		02/24/22 18:32	95-47-6	
Surrogates								
4-Bromofluorobenzene (S)	96	%	70-130	1		02/24/22 18:32	460-00-4	
1,2-Dichloroethane-d4 (S)	87	%	70-130	1		02/24/22 18:32	17060-07-0	
Toluene-d8 (S)	104	%	70-130	1		02/24/22 18:32	2037-26-5	

This report shall not be reproduced, except in full,
without the written consent of Pace Analytical Services, LLC.

Pace Analytical Services, LLC
9800 Kincey Ave. Suite 100
Huntersville, NC 28078
(704)875-9092

ANALYTICAL RESULTS

Project: PROJ 00211
Pace Project No.: 92589874

Sample: 22054-SW-4 **Lab ID: 92589874004** Collected: 02/23/22 14:55 Received: 02/23/22 16:38 Matrix: Water

Parameters	Results	Units	Report Limit	DF	Prepared	Analyzed	CAS No.	Qual
Gasoline Range Organics	Analytical Method: EPA 5030B/8015C							
	Pace Analytical Services - Charlotte							
Gas Range Organics (C6-C10)	ND	mg/L	0.080	1		02/24/22 00:21		
Surrogates								
4-Bromofluorobenzene (S)	84	%	70-130	1		02/24/22 00:21	460-00-4	
8260D MSV Low Level	Analytical Method: EPA 8260D							
	Pace Analytical Services - Charlotte							
Benzene	ND	ug/L	1.0	1		02/24/22 17:19	71-43-2	
Ethylbenzene	ND	ug/L	1.0	1		02/24/22 17:19	100-41-4	
Toluene	ND	ug/L	1.0	1		02/24/22 17:19	108-88-3	
Xylene (Total)	ND	ug/L	1.0	1		02/24/22 17:19	1330-20-7	
m&p-Xylene	ND	ug/L	2.0	1		02/24/22 17:19	179601-23-1	
o-Xylene	ND	ug/L	1.0	1		02/24/22 17:19	95-47-6	
Surrogates								
4-Bromofluorobenzene (S)	96	%	70-130	1		02/24/22 17:19	460-00-4	
1,2-Dichloroethane-d4 (S)	89	%	70-130	1		02/24/22 17:19	17060-07-0	
Toluene-d8 (S)	104	%	70-130	1		02/24/22 17:19	2037-26-5	

This report shall not be reproduced, except in full,
without the written consent of Pace Analytical Services, LLC.

Pace Analytical Services, LLC
9800 Kincey Ave. Suite 100
Huntersville, NC 28078
(704)875-9092

ANALYTICAL RESULTS

Project: PROJ 00211
Pace Project No.: 92589874

Sample: 22054-SW-5 **Lab ID: 92589874005** Collected: 02/23/22 15:20 Received: 02/23/22 16:38 Matrix: Water

Parameters	Results	Units	Report Limit	DF	Prepared	Analyzed	CAS No.	Qual
Gasoline Range Organics	Analytical Method: EPA 5030B/8015C							
	Pace Analytical Services - Charlotte							
Gas Range Organics (C6-C10)	ND	mg/L	0.080	1		02/24/22 00:49		
Surrogates								
4-Bromofluorobenzene (S)	82	%	70-130	1		02/24/22 00:49	460-00-4	
8260D MSV Low Level	Analytical Method: EPA 8260D							
	Pace Analytical Services - Charlotte							
Benzene	ND	ug/L	1.0	1		02/24/22 18:50	71-43-2	
Ethylbenzene	ND	ug/L	1.0	1		02/24/22 18:50	100-41-4	
Toluene	ND	ug/L	1.0	1		02/24/22 18:50	108-88-3	
Xylene (Total)	ND	ug/L	1.0	1		02/24/22 18:50	1330-20-7	
m&p-Xylene	ND	ug/L	2.0	1		02/24/22 18:50	179601-23-1	
o-Xylene	ND	ug/L	1.0	1		02/24/22 18:50	95-47-6	
Surrogates								
4-Bromofluorobenzene (S)	94	%	70-130	1		02/24/22 18:50	460-00-4	
1,2-Dichloroethane-d4 (S)	88	%	70-130	1		02/24/22 18:50	17060-07-0	
Toluene-d8 (S)	103	%	70-130	1		02/24/22 18:50	2037-26-5	

This report shall not be reproduced, except in full,
without the written consent of Pace Analytical Services, LLC.

Pace Analytical Services, LLC
9800 Kincey Ave. Suite 100
Huntersville, NC 28078
(704)875-9092

ANALYTICAL RESULTS

Project: PROJ 00211
Pace Project No.: 92589874

Sample: 22054-SW-7 **Lab ID: 92589874006** Collected: 02/23/22 15:40 Received: 02/23/22 16:38 Matrix: Water

Parameters	Results	Units	Report Limit	DF	Prepared	Analyzed	CAS No.	Qual
Gasoline Range Organics	Analytical Method: EPA 5030B/8015C							
	Pace Analytical Services - Charlotte							
Gas Range Organics (C6-C10)	ND	mg/L	0.080	1		02/26/22 16:46		
Surrogates								
4-Bromofluorobenzene (S)	83	%	70-130	1		02/26/22 16:46	460-00-4	
8260D MSV Low Level	Analytical Method: EPA 8260D							
	Pace Analytical Services - Charlotte							
Benzene	ND	ug/L	1.0	1		02/24/22 19:08	71-43-2	
Ethylbenzene	ND	ug/L	1.0	1		02/24/22 19:08	100-41-4	
Toluene	ND	ug/L	1.0	1		02/24/22 19:08	108-88-3	
Xylene (Total)	ND	ug/L	1.0	1		02/24/22 19:08	1330-20-7	
m&p-Xylene	ND	ug/L	2.0	1		02/24/22 19:08	179601-23-1	
o-Xylene	ND	ug/L	1.0	1		02/24/22 19:08	95-47-6	
Surrogates								
4-Bromofluorobenzene (S)	92	%	70-130	1		02/24/22 19:08	460-00-4	
1,2-Dichloroethane-d4 (S)	89	%	70-130	1		02/24/22 19:08	17060-07-0	
Toluene-d8 (S)	104	%	70-130	1		02/24/22 19:08	2037-26-5	

This report shall not be reproduced, except in full,
without the written consent of Pace Analytical Services, LLC.

Pace Analytical Services, LLC
9800 Kincey Ave. Suite 100
Huntersville, NC 28078
(704)875-9092

ANALYTICAL RESULTS

Project: PROJ 00211
Pace Project No.: 92589874

Sample: 22054-SW-DUP **Lab ID: 92589874007** Collected: 02/23/22 12:00 Received: 02/23/22 16:38 Matrix: Water

Parameters	Results	Units	Report Limit	DF	Prepared	Analyzed	CAS No.	Qual
Gasoline Range Organics	Analytical Method: EPA 5030B/8015C							
	Pace Analytical Services - Charlotte							
Gas Range Organics (C6-C10)	ND	mg/L	0.080	1		02/26/22 17:42		
Surrogates								
4-Bromofluorobenzene (S)	85	%	70-130	1		02/26/22 17:42	460-00-4	
8260D MSV Low Level	Analytical Method: EPA 8260D							
	Pace Analytical Services - Charlotte							
Benzene	ND	ug/L	1.0	1		02/24/22 17:56	71-43-2	
Ethylbenzene	ND	ug/L	1.0	1		02/24/22 17:56	100-41-4	
Toluene	ND	ug/L	1.0	1		02/24/22 17:56	108-88-3	
Xylene (Total)	ND	ug/L	1.0	1		02/24/22 17:56	1330-20-7	
m&p-Xylene	ND	ug/L	2.0	1		02/24/22 17:56	179601-23-1	
o-Xylene	ND	ug/L	1.0	1		02/24/22 17:56	95-47-6	
Surrogates								
4-Bromofluorobenzene (S)	93	%	70-130	1		02/24/22 17:56	460-00-4	
1,2-Dichloroethane-d4 (S)	86	%	70-130	1		02/24/22 17:56	17060-07-0	
Toluene-d8 (S)	102	%	70-130	1		02/24/22 17:56	2037-26-5	

This report shall not be reproduced, except in full,
without the written consent of Pace Analytical Services, LLC.

Pace Analytical Services, LLC
9800 Kincey Ave. Suite 100
Huntersville, NC 28078
(704)875-9092

ANALYTICAL RESULTS

Project: PROJ 00211
Pace Project No.: 92589874

Sample: 22054-TRIP BLANK **Lab ID: 92589874008** Collected: 02/23/22 00:00 Received: 02/23/22 16:38 Matrix: Water

Parameters	Results	Units	Report Limit	DF	Prepared	Analyzed	CAS No.	Qual
8260D MSV Low Level	Analytical Method: EPA 8260D							
	Pace Analytical Services - Charlotte							
Benzene	ND	ug/L	1.0	1		02/24/22 12:11	71-43-2	
Ethylbenzene	ND	ug/L	1.0	1		02/24/22 12:11	100-41-4	
Toluene	ND	ug/L	1.0	1		02/24/22 12:11	108-88-3	
Xylene (Total)	ND	ug/L	1.0	1		02/24/22 12:11	1330-20-7	
m&p-Xylene	ND	ug/L	2.0	1		02/24/22 12:11	179601-23-1	
o-Xylene	ND	ug/L	1.0	1		02/24/22 12:11	95-47-6	
Surrogates								
4-Bromofluorobenzene (S)	97	%	70-130	1		02/24/22 12:11	460-00-4	
1,2-Dichloroethane-d4 (S)	89	%	70-130	1		02/24/22 12:11	17060-07-0	
Toluene-d8 (S)	102	%	70-130	1		02/24/22 12:11	2037-26-5	

This report shall not be reproduced, except in full,
without the written consent of Pace Analytical Services, LLC.

Pace Analytical Services, LLC
9800 Kincey Ave. Suite 100
Huntersville, NC 28078
(704)875-9092

QUALITY CONTROL DATA

Project: PROJ 00211
Pace Project No.: 92589874

QC Batch: 680327
QC Batch Method: EPA 5030B/8015C
Analysis Method: EPA 5030B/8015C
Analysis Description: Gasoline Range Organics
Laboratory: Pace Analytical Services - Charlotte
Associated Lab Samples: 92589874001, 92589874002, 92589874003, 92589874004, 92589874005

METHOD BLANK: 3559293 Matrix: Water
Associated Lab Samples: 92589874001, 92589874002, 92589874003, 92589874004, 92589874005

Parameter	Units	Blank Result	Reporting Limit	Analyzed	Qualifiers
Gas Range Organics (C6-C10)	mg/L	ND	0.080	02/23/22 12:37	
4-Bromofluorobenzene (S)	%	81	70-130	02/23/22 12:37	

LABORATORY CONTROL SAMPLE: 3559294

Parameter	Units	Spike Conc.	LCS Result	LCS % Rec	% Rec Limits	Qualifiers
Gas Range Organics (C6-C10)	mg/L	1	0.92	92	70-130	
4-Bromofluorobenzene (S)	%			86	70-130	

MATRIX SPIKE SAMPLE: 3560675

Parameter	Units	92589870002 Result	Spike Conc.	MS Result	MS % Rec	% Rec Limits	Qualifiers
Gas Range Organics (C6-C10)	mg/L	ND	1	0.87	87	68-145	
4-Bromofluorobenzene (S)	%				86	70-130	

SAMPLE DUPLICATE: 3560674

Parameter	Units	92589870001 Result	Dup Result	RPD	Qualifiers
Gas Range Organics (C6-C10)	mg/L	ND	ND		
4-Bromofluorobenzene (S)	%	86	83		

Results presented on this page are in the units indicated by the "Units" column except where an alternate unit is presented to the right of the result.

REPORT OF LABORATORY ANALYSIS

This report shall not be reproduced, except in full,
without the written consent of Pace Analytical Services, LLC.

Pace Analytical Services, LLC
9800 Kincey Ave. Suite 100
Huntersville, NC 28078
(704)875-9092

QUALITY CONTROL DATA

Project: PROJ 00211
Pace Project No.: 92589874

QC Batch: 681164
QC Batch Method: EPA 5030B/8015C
Analysis Method: EPA 5030B/8015C
Analysis Description: Gasoline Range Organics
Laboratory: Pace Analytical Services - Charlotte
Associated Lab Samples: 92589874006, 92589874007

METHOD BLANK: 3563704 Matrix: Water
Associated Lab Samples: 92589874006, 92589874007

Parameter	Units	Blank Result	Reporting Limit	Analyzed	Qualifiers
Gas Range Organics (C6-C10)	mg/L	ND	0.080	02/26/22 16:18	
4-Bromofluorobenzene (S)	%	82	70-130	02/26/22 16:18	

LABORATORY CONTROL SAMPLE: 3563705

Parameter	Units	Spike Conc.	LCS Result	LCS % Rec	% Rec Limits	Qualifiers
Gas Range Organics (C6-C10)	mg/L	1	0.98	98	70-130	
4-Bromofluorobenzene (S)	%			86	70-130	

MATRIX SPIKE SAMPLE: 3563707

Parameter	Units	92589874007 Result	Spike Conc.	MS Result	MS % Rec	% Rec Limits	Qualifiers
Gas Range Organics (C6-C10)	mg/L	ND	1	0.87	87	68-145	
4-Bromofluorobenzene (S)	%				88	70-130	

SAMPLE DUPLICATE: 3563706

Parameter	Units	92589874006 Result	Dup Result	RPD	Qualifiers
Gas Range Organics (C6-C10)	mg/L	ND	ND		
4-Bromofluorobenzene (S)	%	83	87		

Results presented on this page are in the units indicated by the "Units" column except where an alternate unit is presented to the right of the result.

REPORT OF LABORATORY ANALYSIS

This report shall not be reproduced, except in full,
without the written consent of Pace Analytical Services, LLC.

Pace Analytical Services, LLC
9800 Kincey Ave. Suite 100
Huntersville, NC 28078
(704)875-9092

QUALITY CONTROL DATA

Project: PROJ 00211
Pace Project No.: 92589874

QC Batch: 680472
QC Batch Method: EPA 8260D
Analysis Method: EPA 8260D
Analysis Description: 8260D MSV Low Level
Laboratory: Pace Analytical Services - Charlotte
Associated Lab Samples: 92589874001, 92589874002, 92589874003, 92589874004, 92589874005, 92589874006, 92589874007, 92589874008

METHOD BLANK: 3560309
Matrix: Water
Associated Lab Samples: 92589874001, 92589874002, 92589874003, 92589874004, 92589874005, 92589874006, 92589874007, 92589874008

Parameter	Units	Blank Result	Reporting Limit	Analyzed	Qualifiers
Benzene	ug/L	ND	1.0	02/24/22 11:53	
Ethylbenzene	ug/L	ND	1.0	02/24/22 11:53	
m&p-Xylene	ug/L	ND	2.0	02/24/22 11:53	
o-Xylene	ug/L	ND	1.0	02/24/22 11:53	
Toluene	ug/L	ND	1.0	02/24/22 11:53	
Xylene (Total)	ug/L	ND	1.0	02/24/22 11:53	
1,2-Dichloroethane-d4 (S)	%	89	70-130	02/24/22 11:53	
4-Bromofluorobenzene (S)	%	95	70-130	02/24/22 11:53	
Toluene-d8 (S)	%	103	70-130	02/24/22 11:53	

LABORATORY CONTROL SAMPLE: 3560310

Parameter	Units	Spike Conc.	LCS Result	LCS % Rec	% Rec Limits	Qualifiers
Benzene	ug/L	50	42.0	84	70-130	
Ethylbenzene	ug/L	50	42.5	85	70-130	
m&p-Xylene	ug/L	100	86.4	86	70-130	
o-Xylene	ug/L	50	44.5	89	70-130	
Toluene	ug/L	50	42.1	84	70-130	
Xylene (Total)	ug/L	150	131	87	70-130	
1,2-Dichloroethane-d4 (S)	%			84	70-130	
4-Bromofluorobenzene (S)	%			98	70-130	
Toluene-d8 (S)	%			97	70-130	

MATRIX SPIKE & MATRIX SPIKE DUPLICATE: 3560311 3560312

Parameter	Units	92589870001 Result	MS Spike Conc.	MSD Spike Conc.	MS Result	MSD Result	MS % Rec	MSD % Rec	% Rec Limits	RPD	Qual
Benzene	ug/L	ND	20	20	20.6	22.9	103	115	67-150	11	
Ethylbenzene	ug/L	ND	20	20	19.8	22.7	99	113	68-143	14	
m&p-Xylene	ug/L	ND	40	40	40.3	45.8	101	114	53-157	13	
o-Xylene	ug/L	ND	20	20	20.2	23.0	101	115	68-143	13	
Toluene	ug/L	ND	20	20	20.2	22.8	101	114	47-157	12	
Xylene (Total)	ug/L	ND	60	60	60.5	68.8	101	115	66-145	13	
1,2-Dichloroethane-d4 (S)	%						89	87	70-130		
4-Bromofluorobenzene (S)	%						97	95	70-130		
Toluene-d8 (S)	%						98	98	70-130		

Results presented on this page are in the units indicated by the "Units" column except where an alternate unit is presented to the right of the result.

REPORT OF LABORATORY ANALYSIS

This report shall not be reproduced, except in full,
without the written consent of Pace Analytical Services, LLC.

Pace Analytical Services, LLC
9800 Kincey Ave. Suite 100
Huntersville, NC 28078
(704)875-9092

QUALIFIERS

Project: PROJ 00211
Pace Project No.: 92589874

DEFINITIONS

DF - Dilution Factor, if reported, represents the factor applied to the reported data due to dilution of the sample aliquot.

ND - Not Detected at or above adjusted reporting limit.

TNTC - Too Numerous To Count

J - Estimated concentration above the adjusted method detection limit and below the adjusted reporting limit.

MDL - Adjusted Method Detection Limit.

PQL - Practical Quantitation Limit.

RL - Reporting Limit - The lowest concentration value that meets project requirements for quantitative data with known precision and bias for a specific analyte in a specific matrix.

S - Surrogate

1,2-Diphenylhydrazine decomposes to and cannot be separated from Azobenzene using Method 8270. The result for each analyte is a combined concentration.

Consistent with EPA guidelines, unrounded data are displayed and have been used to calculate % recovery and RPD values.

LCS(D) - Laboratory Control Sample (Duplicate)

MS(D) - Matrix Spike (Duplicate)

DUP - Sample Duplicate

RPD - Relative Percent Difference

NC - Not Calculable.

SG - Silica Gel - Clean-Up

U - Indicates the compound was analyzed for, but not detected.

Acid preservation may not be appropriate for 2 Chloroethylvinyl ether.

A separate vial preserved to a pH of 4-5 is recommended in SW846 Chapter 4 for the analysis of Acrolein and Acrylonitrile by EPA Method 8260.

N-Nitrosodiphenylamine decomposes and cannot be separated from Diphenylamine using Method 8270. The result reported for each analyte is a combined concentration.

Reported results are not rounded until the final step prior to reporting. Therefore, calculated parameters that are typically reported as "Total" may vary slightly from the sum of the reported component parameters.

Pace Analytical is TNI accredited. Contact your Pace PM for the current list of accredited analytes.

TNI - The NELAC Institute.

This report shall not be reproduced, except in full,
without the written consent of Pace Analytical Services, LLC.

Pace Analytical Services, LLC
9800 Kincey Ave. Suite 100
Huntersville, NC 28078
(704)875-9092

QUALITY CONTROL DATA CROSS REFERENCE TABLE

Project: PROJ 00211
Pace Project No.: 92589874

Lab ID	Sample ID	QC Batch Method	QC Batch	Analytical Method	Analytical Batch
92589874001	**22054-SW-1**	EPA 5030B/8015C	680327		
92589874002	**22054-SW-2**	EPA 5030B/8015C	680327		
92589874003	**22054-SW-3**	EPA 5030B/8015C	680327		
92589874004	**22054-SW-4**	EPA 5030B/8015C	680327		
92589874005	**22054-SW-5**	EPA 5030B/8015C	680327		
92589874006	**22054-SW-7**	EPA 5030B/8015C	681164		
92589874007	**22054-SW-DUP**	EPA 5030B/8015C	681164		
92589874001	**22054-SW-1**	EPA 8260D	680472		
92589874002	**22054-SW-2**	EPA 8260D	680472		
92589874003	**22054-SW-3**	EPA 8260D	680472		
92589874004	**22054-SW-4**	EPA 8260D	680472		
92589874005	**22054-SW-5**	EPA 8260D	680472		
92589874006	**22054-SW-7**	EPA 8260D	680472		
92589874007	**22054-SW-DUP**	EPA 8260D	680472		
92589874008	**22054-TRIP BLANK**	EPA 8260D	680472		

This report shall not be reproduced, except in full,
without the written consent of Pace Analytical Services, LLC.

Pace Analytical

CHAIN-OF-CUSTODY Analytical Request Document

Chain-of-Custody is a LEGAL DOCUMENT - Complete all relevent fields

LAB USE ONLY- Affix Workorder/Login Label Here or List Pace Workorder Number or MTJL Log-in Number Here

ALL SHADED AR

WO# : 92589874

92589874

Company: Montrose

Address:

Billing Information: 400 Northridge Rd, Suite 400 Sandy Springs, GA 30350

Report To: Clee@montrose-env.com

Email To: Jnicolette@montrose-env.com

Copy To: CCates@montrose-env.com

Site Collection Info/Address:

Customer Project Name/Number: Proj-00211

State: NC County/City: Huntersville Time Zone Collected: [ ] PT [ ] MT [ ] CT [✓] ET

Phone:
Email:

Site/Facility ID #:

Compliance Monitoring? [ ] Yes [ ] No

Collected By (print): Cole Cates

Purchase Order #:
Quote #:

DW PWS ID #:
DW Location Code:

Collected By (signature): Cole Cates

Turnaround Date Required:

Immediately Packed on Ice: [✓] Yes [ ] No

Sample Disposal:
[ ] Dispose as appropriate [ ] Return
[ ] Archive: _____
[ ] Hold: _____

Rush:
[ ] Same Day [ ] Next Day
[ ] 2 Day [ ] 3 Day [ ] 4 Day [✓] 5 Day
(Expedite Charges Apply)

Field Filtered (if applicable):
[ ] Yes [ ] No
Analysis: _____

* Matrix Codes (Insert in Matrix box below): Drinking Water (DW), Ground Water (GW), Wastewater (WW), Product (P), Soil/Solid (SL), Oil (OL), Wipe (WP), Air (AR), Tissue (TS), Bioassay (B), Vapor (V), Other (OT)

Container Preservative Type **

** Preservative Types: (1) nitric acid, (2) sulfuric acid, (3 (6) methanol, (7) sodium bisulfate, (8) sodium thiosulfa (C) ammonium hydroxide, (D) TSP, (U) Unpreserved, (O

Analyses

Customer Sample ID	Matrix *	Comp / Grab	Collected (or Composite Start) Date	Collected (or Composite Start) Time	Composite End Date	Composite End Time	Res Cl	# of Ctns	BTEX	TPH-GRO	Lab Sample # / Comments
22054-SW-1	SW	G	2/23/22	14:40				6	X	X	92589874
22054-SW-2	SW			14:25				6	X	X	001
22054-SW-3	SW			14:10				6	X	X	002
22054-SW-4	SW			14:55				6	X	X	003
22054-SW-5	SW			15:20				6	X	X	004
22054-SW-7	SW			15:40				6	X	X	005
22054-SW-DUP	SW			12:00				6	X	X	006
22054-TripBlank	W	LAB	2/23/22	LAB				2	X		007
											008

Lab Sample Receipt Checklist:

Custody Seals Present/Intact	Y	N	NA
Custody Signatures Present	Y	N	NA
Collector Signature Present	Y	N	NA
Bottles Intact	Y	N	NA
Correct Bottles	Y	N	NA
Sufficient Volume	Y	N	NA
Samples Received on Ice	Y	N	NA
VOA - Headspace Acceptable	Y	N	NA
USDA Regulated Soils	Y	N	NA
Samples in Holding Time	Y	N	NA
Residual Chlorine Present	Y	N	NA
Cl Strips:			
Sample pH Acceptable	Y	N	NA
pH Strips:			
Sulfide Present	Y	N	NA
Lead Acetate Strips:			

LAB USE ONLY:
Lab Sample # / Comments:

Customer Remarks / Special Conditions / Possible Hazards:
SW=Surface Water
W=Water, G=Grab

Type of Ice Used: Wet Blue Dry None

Packing Material Used: Bubble

Radchem sample(s) screened (<500 cpm): Y N NA

SHORT HOLDS PRESENT (<72 hours): Y N N/A

Lab Tracking #: 2683810

Samples received via: FEDEX UPS Client Courier Pace Courier

Lab Sample Temperature Info:
Temp Blank Received: Y N NA
Therm ID#: 97364
Cooler 1 Temp Upon Receipt: 1.3 oC
Cooler 1 Therm Corr. Factor: 0.0 oC
Cooler 1 Corrected Temp: 1.3 oC
Comments: 2-25-22 JC

Relinquished by/Company: (Signature)	Date/Time:	Received by/Company: (Signature)	Date/Time:
Cole Cates	2/23/22 1638	J B Pace HV	2/23/22 1638
Relinquished by/Company: (Signature)	Date/Time:	Received by/Company: (Signature)	Date/Time:
Relinquished by/Company: (Signature)	Date/Time:	Received by/Company: (Signature)	Date/Time:

MTJL LAB USE ONLY
Table #:
Acctnum:
Template:
Prelogin:
PM:
PB:

Trip Blank Received: Y N NA
HCL MeOH TSP Other

Non Conformance(s): YES / NO

Page: 1 of: 1

APPENDIX E

FREE PRODUCT AND PCW RECOVERY INFORMATION

Appendix E
Petroleum Contact Water And Free Product Recovery Graphs

Colonial Pipeline Company
2020-L1-2448 Incident
Huntersville, North Carolina

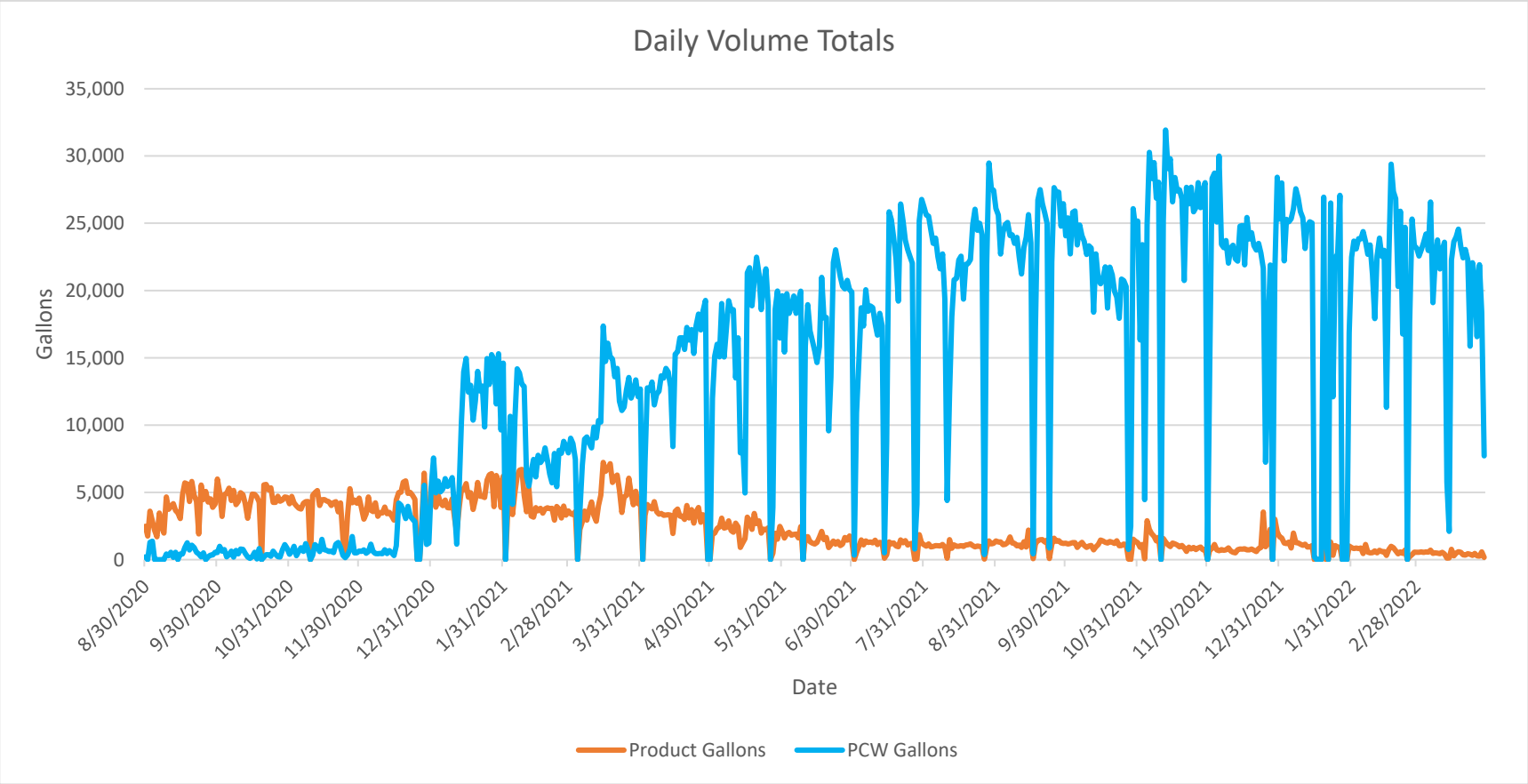

Notes:
PCW = Petroleum Contact Water

Appendix E
Petroleum Contact Water And Free Product Recovery Graphs

Colonial Pipeline Company
2020-L1-2448 Incident
Huntersville, North Carolina

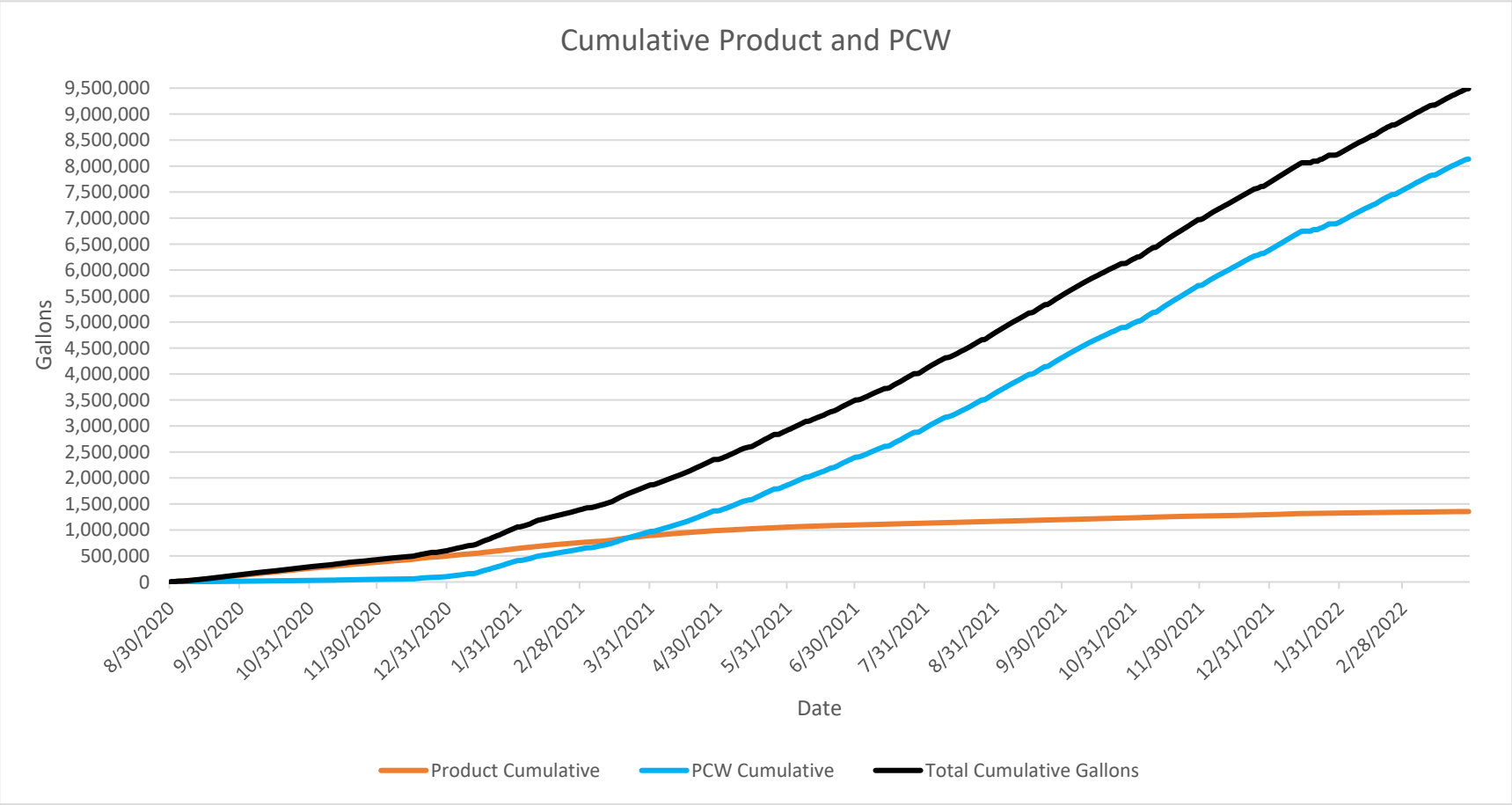

Notes:
PCW = Petroleum Contact Water

Appendix E - Table 1
Summary of Frac Tank Recovery Volumes
(August 30, 2020 - March 29, 2022)

Colonial Pipeline Company
2020-L1-SR2448 Incident
Huntersville, North Carolina

Date	Product Gallons	PCW Gallons	Total Gallons	Product Cumulative	PCW Cumulative	Total Cumulative Gallons
8/30/2020	2,483	211	2,694	2,483	211	2,694
8/31/2020	1,759	0	1,759	4,242	211	4,453
9/1/2020	3,605	1,289	4,894	7,847	1,500	9,347
9/2/2020	2,867	1,373	4,240	10,714	2,873	13,587
9/3/2020	2,167	0	2,167	12,881	2,873	15,754
9/4/2020	1,699	0	1,699	14,580	2,873	17,453
9/5/2020	3,462	0	3,462	18,042	2,873	20,915
9/6/2020	2,486	0	2,486	20,528	2,873	23,401
9/7/2020	1,975	0	1,975	22,503	2,873	25,376
9/8/2020	4,657	422	5,079	27,160	3,295	30,455
9/9/2020	3,740	294	4,034	30,900	3,589	34,489
9/10/2020	3,945	549	4,494	34,845	4,138	38,983
9/11/2020	4,163	167	4,330	39,008	4,305	43,313
9/12/2020	3,659	548	4,207	42,667	4,853	47,520
9/13/2020	3,481	0	3,481	46,148	4,853	51,001
9/14/2020	3,053	422	3,475	49,201	5,275	54,476
9/15/2020	4,843	422	5,265	54,044	5,697	59,741
9/16/2020	5,708	896	6,604	59,752	6,593	66,345
9/17/2020	5,618	1,256	6,874	65,370	7,849	73,219
9/18/2020	4,319	719	5,038	69,689	8,568	78,257
9/19/2020	5,809	1,075	6,884	75,498	9,643	85,141
9/20/2020	4,770	899	5,669	80,268	10,542	90,810
9/21/2020	4,358	548	4,906	84,626	11,090	95,716
9/22/2020	1,915	422	2,337	86,541	11,512	98,053
9/23/2020	5,548	211	5,759	92,089	11,723	103,812
9/24/2020	4,468	505	4,973	96,557	12,228	108,785
9/25/2020	5,076	0	5,076	101,633	12,228	113,861
9/26/2020	4,280	211	4,491	105,913	12,439	118,352
9/27/2020	4,518	338	4,856	110,431	12,777	123,208
9/28/2020	3,893	347	4,240	114,324	13,124	127,448
9/29/2020	4,130	549	4,679	118,454	13,673	132,127

Appendix E - Table 1
Summary of Frac Tank Recovery Volumes
(August 30, 2020 - March 29, 2022)

Colonial Pipeline Company
2020-L1-SR2448 Incident
Huntersville, North Carolina

Date	Product Gallons	PCW Gallons	Total Gallons	Product Cumulative	PCW Cumulative	Total Cumulative Gallons
9/30/2020	5,994	527	6,521	124,448	14,200	138,648
10/1/2020	5,019	991	6,010	129,467	15,191	144,658
10/2/2020	3,217	633	3,850	132,684	15,824	148,508
10/3/2020	4,831	753	5,584	137,515	16,577	154,092
10/4/2020	4,932	213	5,145	142,447	16,790	159,237
10/5/2020	5,317	367	5,684	147,764	17,157	164,921
10/6/2020	4,392	635	5,027	152,156	17,792	169,948
10/7/2020	5,142	189	5,331	157,298	17,981	175,279
10/8/2020	4,085	690	4,775	161,383	18,671	180,054
10/9/2020	4,322	428	4,750	165,705	19,099	184,804
10/10/2020	4,978	793	5,771	170,683	19,892	190,575
10/11/2020	4,834	756	5,590	175,517	20,648	196,165
10/12/2020	4,157	466	4,623	179,674	21,114	200,788
10/13/2020	3,072	203	3,275	182,746	21,317	204,063
10/14/2020	4,067	95	4,162	186,813	21,412	208,225
10/15/2020	4,874	219	5,093	191,687	21,631	213,318
10/16/2020	4,847	553	5,400	196,534	22,184	218,718
10/17/2020	4,659	48	4,707	201,193	22,232	223,425
10/18/2020	4,284	829	5,113	205,477	23,061	228,538
10/19/2020	0	0	0	205,477	23,061	228,538
10/20/2020	5,559	187	5,746	211,036	23,248	234,284
10/21/2020	5,588	367	5,955	216,624	23,615	240,239
10/22/2020	5,189	375	5,564	221,813	23,990	245,803
10/23/2020	5,340	250	5,590	227,153	24,240	251,393
10/24/2020	4,257	629	4,886	231,410	24,869	256,279
10/25/2020	4,257	388	4,645	235,667	25,257	260,924
10/26/2020	4,712	219	4,931	240,379	25,476	265,855
10/27/2020	4,340	201	4,541	244,719	25,677	270,396
10/28/2020	4,442	751	5,193	249,161	26,428	275,589
10/29/2020	4,665	1,120	5,785	253,826	27,548	281,374
10/30/2020	4,626	858	5,484	258,452	28,406	286,858

Appendix E - Table 1
Summary of Frac Tank Recovery Volumes
(August 30, 2020 - March 29, 2022)

Colonial Pipeline Company
2020-L1-SR2448 Incident
Huntersville, North Carolina

Date	Product Gallons	PCW Gallons	Total Gallons	Product Cumulative	PCW Cumulative	Total Cumulative Gallons
10/31/2020	4,156	400	4,556	262,608	28,806	291,414
11/1/2020	4,705	600	5,305	267,313	29,406	296,719
11/2/2020	4,219	996	5,215	271,532	30,402	301,934
11/3/2020	3,997	298	4,295	275,529	30,700	306,229
11/4/2020	3,824	614	4,438	279,353	31,314	310,667
11/5/2020	3,761	891	4,652	283,114	32,205	315,319
11/6/2020	4,184	609	4,793	287,298	32,814	320,112
11/7/2020	4,309	1,197	5,506	291,607	34,011	325,618
11/8/2020	4,324	741	5,065	295,931	34,752	330,683
11/9/2020	0	0	0	295,931	34,752	330,683
11/10/2020	4,781	331	5,112	300,712	35,083	335,795
11/11/2020	4,980	1,119	6,099	305,692	36,202	341,894
11/12/2020	5,132	958	6,090	310,824	37,160	347,984
11/13/2020	4,027	603	4,630	314,851	37,763	352,614
11/14/2020	4,453	1,508	5,961	319,304	39,271	358,575
11/15/2020	4,467	744	5,211	323,771	40,015	363,786
11/16/2020	4,365	694	5,059	328,136	40,709	368,845
11/17/2020	4,311	606	4,917	332,447	41,315	373,762
11/18/2020	4,029	638	4,667	336,476	41,953	378,429
11/19/2020	4,241	533	4,774	340,717	42,486	383,203
11/20/2020	4,317	1,153	5,470	345,034	43,639	388,673
11/21/2020	3,549	1,281	4,830	348,583	44,920	393,503
11/22/2020	4,213	905	5,118	352,796	45,825	398,621
11/23/2020	1,554	320	1,874	354,350	46,145	400,495
11/24/2020	434	149	583	354,784	46,294	401,078
11/25/2020	3,265	353	3,618	358,049	46,647	404,696
11/26/2020	5,278	772	6,050	363,327	47,419	410,746
11/27/2020	4,224	1,726	5,950	367,551	49,145	416,696
11/28/2020	4,427	506	4,933	371,978	49,651	421,629
11/29/2020	4,193	506	4,699	376,171	50,157	426,328
11/30/2020	4,579	641	5,220	380,750	50,798	431,548

Appendix E - Table 1
Summary of Frac Tank Recovery Volumes
(August 30, 2020 - March 29, 2022)

Colonial Pipeline Company
2020-L1-SR2448 Incident
Huntersville, North Carolina

Date	Product Gallons	PCW Gallons	Total Gallons	Product Cumulative	PCW Cumulative	Total Cumulative Gallons
12/1/2020	3,842	612	4,454	384,592	51,410	436,002
12/2/2020	3,008	726	3,734	387,600	52,136	439,736
12/3/2020	3,402	473	3,875	391,002	52,609	443,611
12/4/2020	4,657	605	5,262	395,659	53,214	448,873
12/5/2020	3,678	1,148	4,826	399,337	54,362	453,699
12/6/2020	3,567	599	4,166	402,904	54,961	457,865
12/7/2020	4,231	458	4,689	407,135	55,419	462,554
12/8/2020	3,228	444	3,672	410,363	55,863	466,226
12/9/2020	3,500	461	3,961	413,863	56,324	470,187
12/10/2020	3,462	442	3,904	417,325	56,766	474,091
12/11/2020	3,909	743	4,652	421,234	57,509	478,743
12/12/2020	3,413	453	3,866	424,647	57,962	482,609
12/13/2020	3,514	677	4,191	428,161	58,639	486,800
12/14/2020	3,249	494	3,743	431,410	59,133	490,543
12/15/2020	2,934	305	3,239	434,344	59,438	493,782
12/16/2020	4,453	1,037	5,490	438,797	60,475	499,272
12/17/2020	4,991	4,203	9,194	443,788	64,678	508,466
12/18/2020	5,014	4,052	9,066	448,802	68,730	517,532
12/19/2020	5,763	3,640	9,403	454,565	72,370	526,935
12/20/2020	5,855	3,057	8,912	460,420	75,427	535,847
12/21/2020	4,926	3,960	8,886	465,346	79,387	544,733
12/22/2020	5,000	3,233	8,233	470,346	82,620	552,966
12/23/2020	4,770	2,999	7,769	475,116	85,619	560,735
12/24/2020	4,484	2,830	7,314	479,600	88,449	568,049
12/25/2020	0	0	0	479,600	88,449	568,049
12/26/2020	0	0	0	479,600	88,449	568,049
12/27/2020	2,913	2,463	5,376	482,513	90,912	573,425
12/28/2020	6,426	5,523	11,949	488,939	96,435	585,374
12/29/2020	3,400	1,128	4,528	492,339	97,563	589,902
12/30/2020	3,423	1,237	4,660	495,762	98,800	594,562
12/31/2020	4,211	5,357	9,568	499,973	104,157	604,130

Appendix E - Table 1
Summary of Frac Tank Recovery Volumes
(August 30, 2020 - March 29, 2022)

Colonial Pipeline Company
2020-L1-SR2448 Incident
Huntersville, North Carolina

Date	Product Gallons	PCW Gallons	Total Gallons	Product Cumulative	PCW Cumulative	Total Cumulative Gallons
1/1/2021	5,761	7,551	13,312	505,734	111,708	617,442
1/2/2021	3,900	4,964	8,864	509,634	116,672	626,306
1/3/2021	4,766	5,837	10,603	514,400	122,509	636,909
1/4/2021	4,205	5,043	9,248	518,605	127,552	646,157
1/5/2021	4,016	5,249	9,265	522,621	132,801	655,422
1/6/2021	4,432	6,026	10,458	527,053	138,827	665,880
1/7/2021	3,872	5,445	9,317	530,925	144,272	675,197
1/8/2021	3,847	5,685	9,532	534,772	149,957	684,729
1/9/2021	4,524	6,093	10,617	539,296	156,050	695,346
1/10/2021	3,137	3,823	6,960	542,433	159,873	702,306
1/11/2021	2,007	1,153	3,160	544,440	161,026	705,466
1/12/2021	3,858	5,308	9,166	548,298	166,334	714,632
1/13/2021	5,217	10,258	15,475	553,515	176,592	730,107
1/14/2021	5,201	13,962	19,163	558,716	190,554	749,270
1/15/2021	5,650	14,952	20,602	564,366	205,506	769,872
1/16/2021	4,637	12,453	17,090	569,003	217,959	786,962
1/17/2021	4,978	12,960	17,938	573,981	230,919	804,900
1/18/2021	3,727	10,368	14,095	577,708	241,287	818,995
1/19/2021	4,461	11,795	16,256	582,169	253,082	835,251
1/20/2021	5,743	13,994	19,737	587,912	267,076	854,988
1/21/2021	4,709	12,531	17,240	592,621	279,607	872,228
1/22/2021	4,704	12,907	17,611	597,325	292,514	889,839
1/23/2021	4,616	9,859	14,475	601,941	302,373	904,314
1/24/2021	5,909	14,939	20,848	607,850	317,312	925,162
1/25/2021	6,308	13,020	19,328	614,158	330,332	944,490
1/26/2021	6,395	15,237	21,632	620,553	345,569	966,122
1/27/2021	3,937	14,881	18,818	624,490	360,450	984,940
1/28/2021	6,260	11,577	17,837	630,750	372,027	1,002,777
1/29/2021	5,849	15,300	21,149	636,599	387,327	1,023,926
1/30/2021	3,879	9,635	13,514	640,478	396,962	1,037,440
1/31/2021	6,205	14,603	20,808	646,683	411,565	1,058,248

Appendix E - Table 1
Summary of Frac Tank Recovery Volumes
(August 30, 2020 - March 29, 2022)

Colonial Pipeline Company
2020-L1-SR2448 Incident
Huntersville, North Carolina

Date	Product Gallons	PCW Gallons	Total Gallons	Product Cumulative	PCW Cumulative	Total Cumulative Gallons
2/1/2021	0	0	0	646,683	411,565	1,058,248
2/2/2021	3,896	6,077	9,973	650,579	417,642	1,068,221
2/3/2021	4,906	10,649	15,555	655,485	428,291	1,083,776
2/4/2021	3,348	4,110	7,458	658,833	432,401	1,091,234
2/5/2021	4,989	10,435	15,424	663,822	442,836	1,106,658
2/6/2021	6,214	14,186	20,400	670,036	457,022	1,127,058
2/7/2021	6,643	13,881	20,524	676,679	470,903	1,147,582
2/8/2021	6,707	13,046	19,753	683,386	483,949	1,167,335
2/9/2021	4,791	12,869	17,660	688,177	496,818	1,184,995
2/10/2021	3,559	6,147	9,706	691,736	502,965	1,194,701
2/11/2021	5,317	5,464	10,781	697,053	508,429	1,205,482
2/12/2021	3,247	6,544	9,791	700,300	514,973	1,215,273
2/13/2021	3,161	7,448	10,609	703,461	522,421	1,225,882
2/14/2021	3,871	6,151	10,022	707,332	528,572	1,235,904
2/15/2021	3,631	7,754	11,385	710,963	536,326	1,247,289
2/16/2021	3,813	7,217	11,030	714,776	543,543	1,258,319
2/17/2021	3,460	7,460	10,920	718,236	551,003	1,269,239
2/18/2021	3,775	8,302	12,077	722,011	559,305	1,281,316
2/19/2021	3,853	7,359	11,212	725,864	566,664	1,292,528
2/20/2021	3,794	6,349	10,143	729,658	573,013	1,302,671
2/21/2021	3,812	5,709	9,521	733,470	578,722	1,312,192
2/22/2021	2,943	7,897	10,840	736,413	586,619	1,323,032
2/23/2021	3,955	5,418	9,373	740,368	592,037	1,332,405
2/24/2021	3,773	8,124	11,897	744,141	600,161	1,344,302
2/25/2021	3,098	7,905	11,003	747,239	608,066	1,355,305
2/26/2021	3,979	8,797	12,776	751,218	616,863	1,368,081
2/27/2021	3,307	8,430	11,737	754,525	625,293	1,379,818
2/28/2021	3,624	7,935	11,559	758,149	633,228	1,391,377
3/1/2021	3,414	9,028	12,442	761,563	642,256	1,403,819
3/2/2021	3,348	8,627	11,975	764,911	650,883	1,415,794
3/3/2021	3,577	7,451	11,028	768,488	658,334	1,426,822

Appendix E - Table 1
Summary of Frac Tank Recovery Volumes
(August 30, 2020 - March 29, 2022)

Colonial Pipeline Company
2020-L1-SR2448 Incident
Huntersville, North Carolina

Date	Product Gallons	PCW Gallons	Total Gallons	Product Cumulative	PCW Cumulative	Total Cumulative Gallons
3/4/2021	0	0	0	768,488	658,334	1,426,822
3/5/2021	2,251	3,625	5,876	770,739	661,959	1,432,698
3/6/2021	2,818	7,042	9,860	773,557	669,001	1,442,558
3/7/2021	3,613	8,959	12,572	777,170	677,960	1,455,130
3/8/2021	2,942	9,124	12,066	780,112	687,084	1,467,196
3/9/2021	3,721	8,641	12,362	783,833	695,725	1,479,558
3/10/2021	4,287	8,309	12,596	788,120	704,034	1,492,154
3/11/2021	3,297	9,846	13,143	791,417	713,880	1,505,297
3/12/2021	2,855	9,044	11,899	794,272	722,924	1,517,196
3/13/2021	4,033	10,346	14,379	798,305	733,270	1,531,575
3/14/2021	4,790	10,219	15,009	803,095	743,489	1,546,584
3/15/2021	7,232	17,365	24,597	810,327	760,854	1,571,181
3/16/2021	6,558	14,733	21,291	816,885	775,587	1,592,472
3/17/2021	6,760	16,088	22,848	823,645	791,675	1,615,320
3/18/2021	7,129	15,072	22,201	830,774	806,747	1,637,521
3/19/2021	5,736	14,908	20,644	836,510	821,655	1,658,165
3/20/2021	6,113	13,590	19,703	842,623	835,245	1,677,868
3/21/2021	6,283	14,210	20,493	848,906	849,455	1,698,361
3/22/2021	5,172	11,773	16,945	854,078	861,228	1,715,306
3/23/2021	3,508	11,082	14,590	857,586	872,310	1,729,896
3/24/2021	4,670	11,337	16,007	862,256	883,647	1,745,903
3/25/2021	4,770	12,596	17,366	867,026	896,243	1,763,269
3/26/2021	6,056	13,540	19,596	873,082	909,783	1,782,865
3/27/2021	4,955	12,006	16,961	878,037	921,789	1,799,826
3/28/2021	4,082	12,468	16,550	882,119	934,257	1,816,376
3/29/2021	5,080	13,354	18,434	887,199	947,611	1,834,810
3/30/2021	4,159	12,113	16,272	891,358	959,724	1,851,082
3/31/2021	4,520	12,677	17,197	895,878	972,401	1,868,279
4/1/2021	0	0	0	895,878	972,401	1,868,279
4/2/2021	3,297	7,305	10,602	899,175	979,706	1,878,881
4/3/2021	4,096	12,765	16,861	903,271	992,471	1,895,742

Appendix E - Table 1
Summary of Frac Tank Recovery Volumes
(August 30, 2020 - March 29, 2022)

Colonial Pipeline Company
2020-L1-SR2448 Incident
Huntersville, North Carolina

Date	Product Gallons	PCW Gallons	Total Gallons	Product Cumulative	PCW Cumulative	Total Cumulative Gallons
4/4/2021	3,866	12,574	16,440	907,137	1,005,045	1,912,182
4/5/2021	3,772	13,203	16,975	910,909	1,018,248	1,929,157
4/6/2021	4,310	11,503	15,813	915,219	1,029,751	1,944,970
4/7/2021	3,559	12,322	15,881	918,778	1,042,073	1,960,851
4/8/2021	3,384	12,510	15,894	922,162	1,054,583	1,976,745
4/9/2021	3,436	13,669	17,105	925,598	1,068,252	1,993,850
4/10/2021	3,300	13,500	16,800	928,898	1,081,752	2,010,650
4/11/2021	3,322	14,211	17,533	932,220	1,095,963	2,028,183
4/12/2021	3,338	13,947	17,285	935,558	1,109,910	2,045,468
4/13/2021	3,307	12,839	16,146	938,865	1,122,749	2,061,614
4/14/2021	1,940	8,403	10,343	940,805	1,131,152	2,071,957
4/15/2021	3,595	15,275	18,870	944,400	1,146,427	2,090,827
4/16/2021	3,762	15,452	19,214	948,162	1,161,879	2,110,041
4/17/2021	3,236	16,485	19,721	951,398	1,178,364	2,129,762
4/18/2021	3,232	16,487	19,719	954,630	1,194,851	2,149,481
4/19/2021	2,987	15,621	18,608	957,617	1,210,472	2,168,089
4/20/2021	4,025	17,262	21,287	961,642	1,227,734	2,189,376
4/21/2021	3,092	16,313	19,405	964,734	1,244,047	2,208,781
4/22/2021	3,719	17,098	20,817	968,453	1,261,145	2,229,598
4/23/2021	2,715	15,327	18,042	971,168	1,276,472	2,247,640
4/24/2021	3,549	17,390	20,939	974,717	1,293,862	2,268,579
4/25/2021	3,878	18,248	22,126	978,595	1,312,110	2,290,705
4/26/2021	2,778	17,069	19,847	981,373	1,329,179	2,310,552
4/27/2021	3,335	18,491	21,826	984,708	1,347,670	2,332,378
4/28/2021	3,014	19,271	22,285	987,722	1,366,941	2,354,663
4/29/2021	0	0	0	987,722	1,366,941	2,354,663
4/30/2021	0	0	0	987,722	1,366,941	2,354,663
5/1/2021	1,934	11,987	13,921	989,656	1,378,928	2,368,584
5/2/2021	1,980	15,134	17,114	991,636	1,394,062	2,385,698
5/3/2021	2,325	16,008	18,333	993,961	1,410,070	2,404,031
5/4/2021	2,425	15,066	17,491	996,386	1,425,136	2,421,522

Appendix E - Table 1
Summary of Frac Tank Recovery Volumes
(August 30, 2020 - March 29, 2022)

Colonial Pipeline Company
2020-L1-SR2448 Incident
Huntersville, North Carolina

Date	Product Gallons	PCW Gallons	Total Gallons	Product Cumulative	PCW Cumulative	Total Cumulative Gallons
5/5/2021	3,085	19,032	22,117	999,471	1,444,168	2,443,639
5/6/2021	2,345	15,059	17,404	1,001,816	1,459,227	2,461,043
5/7/2021	2,403	17,152	19,555	1,004,219	1,476,379	2,480,598
5/8/2021	2,890	19,248	22,138	1,007,109	1,495,627	2,502,736
5/9/2021	2,164	18,515	20,679	1,009,273	1,514,142	2,523,415
5/10/2021	2,037	18,575	20,612	1,011,310	1,532,717	2,544,027
5/11/2021	2,721	13,510	16,231	1,014,031	1,546,227	2,560,258
5/12/2021	2,438	16,482	18,920	1,016,469	1,562,709	2,579,178
5/13/2021	908	7,940	8,848	1,017,377	1,570,649	2,588,026
5/14/2021	1,240	8,716	9,956	1,018,617	1,579,365	2,597,982
5/15/2021	1,565	4,952	6,517	1,020,182	1,584,317	2,604,499
5/16/2021	3,158	21,313	24,471	1,023,340	1,605,630	2,628,970
5/17/2021	2,897	21,701	24,598	1,026,237	1,627,331	2,653,568
5/18/2021	2,249	18,859	21,108	1,028,486	1,646,190	2,674,676
5/19/2021	3,431	20,745	24,176	1,031,917	1,666,935	2,698,852
5/20/2021	2,684	22,475	25,159	1,034,601	1,689,410	2,724,011
5/21/2021	2,885	21,254	24,139	1,037,486	1,710,664	2,748,150
5/22/2021	1,980	18,580	20,560	1,039,466	1,729,244	2,768,710
5/23/2021	2,277	20,540	22,817	1,041,743	1,749,784	2,791,527
5/24/2021	2,213	21,616	23,829	1,043,956	1,771,400	2,815,356
5/25/2021	2,368	18,900	21,268	1,046,324	1,790,300	2,836,624
5/26/2021	0	0	0	1,046,324	1,790,300	2,836,624
5/27/2021	482	3,891	4,373	1,046,806	1,794,191	2,840,997
5/28/2021	1,964	18,596	20,560	1,048,770	1,812,787	2,861,557
5/29/2021	1,518	19,965	21,483	1,050,288	1,832,752	2,883,040
5/30/2021	2,471	16,467	18,938	1,052,759	1,849,219	2,901,978
5/31/2021	2,108	19,616	21,724	1,054,867	1,868,835	2,923,702
6/1/2021	1,604	15,429	17,033	1,056,471	1,884,264	2,940,735
6/2/2021	1,930	19,758	21,688	1,058,401	1,904,022	2,962,423
6/3/2021	2,027	18,300	20,327	1,060,428	1,922,322	2,982,750
6/4/2021	1,819	18,832	20,651	1,062,247	1,941,154	3,003,401

Appendix E - Table 1
Summary of Frac Tank Recovery Volumes
(August 30, 2020 - March 29, 2022)

Colonial Pipeline Company
2020-L1-SR2448 Incident
Huntersville, North Carolina

Date	Product Gallons	PCW Gallons	Total Gallons	Product Cumulative	PCW Cumulative	Total Cumulative Gallons
6/5/2021	1,882	19,595	21,477	1,064,129	1,960,749	3,024,878
6/6/2021	1,907	18,302	20,209	1,066,036	1,979,051	3,045,087
6/7/2021	1,617	19,257	20,874	1,067,653	1,998,308	3,065,961
6/8/2021	2,462	19,951	22,413	1,070,115	2,018,259	3,088,374
6/9/2021	0	0	0	1,070,115	2,018,259	3,088,374
6/10/2021	1,674	15,874	17,548	1,071,789	2,034,133	3,105,922
6/11/2021	1,711	18,952	20,663	1,073,500	2,053,085	3,126,585
6/12/2021	1,334	17,006	18,340	1,074,834	2,070,091	3,144,925
6/13/2021	1,229	16,245	17,474	1,076,063	2,086,336	3,162,399
6/14/2021	1,161	15,516	16,677	1,077,224	2,101,852	3,179,076
6/15/2021	1,274	14,650	15,924	1,078,498	2,116,502	3,195,000
6/16/2021	1,669	15,828	17,497	1,080,167	2,132,330	3,212,497
6/17/2021	2,101	20,983	23,084	1,082,268	2,153,313	3,235,581
6/18/2021	1,491	17,969	19,460	1,083,759	2,171,282	3,255,041
6/19/2021	1,648	17,994	19,642	1,085,407	2,189,276	3,274,683
6/20/2021	897	9,572	10,469	1,086,304	2,198,848	3,285,152
6/21/2021	1,107	13,566	14,673	1,087,411	2,212,414	3,299,825
6/22/2021	1,383	22,079	23,462	1,088,794	2,234,493	3,323,287
6/23/2021	1,153	23,023	24,176	1,089,947	2,257,516	3,347,463
6/24/2021	1,349	22,068	23,417	1,091,296	2,279,584	3,370,880
6/25/2021	1,051	21,023	22,074	1,092,347	2,300,607	3,392,954
6/26/2021	1,165	20,307	21,472	1,093,512	2,320,914	3,414,426
6/27/2021	1,644	20,119	21,763	1,095,156	2,341,033	3,436,189
6/28/2021	1,449	20,753	22,202	1,096,605	2,361,786	3,458,391
6/29/2021	1,763	20,059	21,822	1,098,368	2,381,845	3,480,213
6/30/2021	1,353	19,890	21,243	1,099,721	2,401,735	3,501,456
7/1/2021	0	336	336	1,099,721	2,402,071	3,501,792
7/2/2021	525	10,911	11,436	1,100,246	2,412,982	3,513,228
7/3/2021	968	14,632	15,600	1,101,214	2,427,614	3,528,828
7/4/2021	1,466	18,711	20,177	1,102,680	2,446,325	3,549,005
7/5/2021	1,098	17,365	18,463	1,103,778	2,463,690	3,567,468

Appendix E - Table 1
Summary of Frac Tank Recovery Volumes
(August 30, 2020 - March 29, 2022)

Colonial Pipeline Company
2020-L1-SR2448 Incident
Huntersville, North Carolina

Date	Product Gallons	PCW Gallons	Total Gallons	Product Cumulative	PCW Cumulative	Total Cumulative Gallons
7/6/2021	1,391	20,054	21,445	1,105,169	2,483,744	3,588,913
7/7/2021	1,275	18,462	19,737	1,106,444	2,502,206	3,608,650
7/8/2021	1,316	18,857	20,173	1,107,760	2,521,063	3,628,823
7/9/2021	1,246	18,726	19,972	1,109,006	2,539,789	3,648,795
7/10/2021	1,448	17,540	18,988	1,110,454	2,557,329	3,667,783
7/11/2021	1,118	16,685	17,803	1,111,572	2,574,014	3,685,586
7/12/2021	1,284	18,308	19,592	1,112,856	2,592,322	3,705,178
7/13/2021	1,245	17,383	18,628	1,114,101	2,609,705	3,723,806
7/14/2021	110	504	614	1,114,211	2,610,209	3,724,420
7/15/2021	371	8,742	9,113	1,114,582	2,618,951	3,733,533
7/16/2021	1,326	25,848	27,174	1,115,908	2,644,799	3,760,707
7/17/2021	1,183	25,257	26,440	1,117,091	2,670,056	3,787,147
7/18/2021	1,247	23,923	25,170	1,118,338	2,693,979	3,812,317
7/19/2021	1,012	22,301	23,313	1,119,350	2,716,280	3,835,630
7/20/2021	964	19,217	20,181	1,120,314	2,735,497	3,855,811
7/21/2021	1,465	26,427	27,892	1,121,779	2,761,924	3,883,703
7/22/2021	1,253	25,185	26,438	1,123,032	2,787,109	3,910,141
7/23/2021	1,418	23,750	25,168	1,124,450	2,810,859	3,935,309
7/24/2021	1,092	23,027	24,119	1,125,542	2,833,886	3,959,428
7/25/2021	1,184	22,526	23,710	1,126,726	2,856,412	3,983,138
7/26/2021	1,212	22,037	23,249	1,127,938	2,878,449	4,006,387
7/27/2021	20	788	808	1,127,958	2,879,237	4,007,195
7/28/2021	65	4,118	4,183	1,128,023	2,883,355	4,011,378
7/29/2021	1,862	25,184	27,046	1,129,885	2,908,539	4,038,424
7/30/2021	1,222	26,771	27,993	1,131,107	2,935,310	4,066,417
7/31/2021	1,111	26,217	27,328	1,132,218	2,961,527	4,093,745
8/1/2021	1,004	25,616	26,620	1,133,222	2,987,143	4,120,365
8/2/2021	1,175	25,527	26,702	1,134,397	3,012,670	4,147,067
8/3/2021	949	24,461	25,410	1,135,346	3,037,131	4,172,477
8/4/2021	979	23,499	24,478	1,136,325	3,060,630	4,196,955
8/5/2021	1,049	23,899	24,948	1,137,374	3,084,529	4,221,903

Appendix E - Table 1
Summary of Frac Tank Recovery Volumes
(August 30, 2020 - March 29, 2022)

Colonial Pipeline Company
2020-L1-SR2448 Incident
Huntersville, North Carolina

Date	Product Gallons	PCW Gallons	Total Gallons	Product Cumulative	PCW Cumulative	Total Cumulative Gallons
8/6/2021	1,034	22,522	23,556	1,138,408	3,107,051	4,245,459
8/7/2021	1,015	21,617	22,632	1,139,423	3,128,668	4,268,091
8/8/2021	1,130	22,726	23,856	1,140,553	3,151,394	4,291,947
8/9/2021	932	19,353	20,285	1,141,485	3,170,747	4,312,232
8/10/2021	101	4,399	4,500	1,141,586	3,175,146	4,316,732
8/11/2021	1,493	12,271	13,764	1,143,079	3,187,417	4,330,496
8/12/2021	844	18,047	18,891	1,143,923	3,205,464	4,349,387
8/13/2021	1,098	20,800	21,898	1,145,021	3,226,264	4,371,285
8/14/2021	991	20,908	21,899	1,146,012	3,247,172	4,393,184
8/15/2021	997	22,266	23,263	1,147,009	3,269,438	4,416,447
8/16/2021	1,049	22,549	23,598	1,148,058	3,291,987	4,440,045
8/17/2021	979	19,364	20,343	1,149,037	3,311,351	4,460,388
8/18/2021	1,092	21,936	23,028	1,150,129	3,333,287	4,483,416
8/19/2021	1,112	21,998	23,110	1,151,241	3,355,285	4,506,526
8/20/2021	1,176	22,298	23,474	1,152,417	3,377,583	4,530,000
8/21/2021	1,050	24,893	25,943	1,153,467	3,402,476	4,555,943
8/22/2021	950	26,035	26,985	1,154,417	3,428,511	4,582,928
8/23/2021	1,010	24,481	25,491	1,155,427	3,452,992	4,608,419
8/24/2021	980	24,995	25,975	1,156,407	3,477,987	4,634,394
8/25/2021	966	24,163	25,129	1,157,373	3,502,150	4,659,523
8/26/2021	40	383	423	1,157,413	3,502,533	4,659,946
8/27/2021	912	21,893	22,805	1,158,325	3,524,426	4,682,751
8/28/2021	1,400	29,479	30,879	1,159,725	3,553,905	4,713,630
8/29/2021	1,175	27,564	28,739	1,160,900	3,581,469	4,742,369
8/30/2021	1,213	27,447	28,660	1,162,113	3,608,916	4,771,029
8/31/2021	1,393	26,096	27,489	1,163,506	3,635,012	4,798,518
9/1/2021	1,311	25,610	26,921	1,164,817	3,660,622	4,825,439
9/2/2021	1,326	22,712	24,038	1,166,143	3,683,334	4,849,477
9/3/2021	1,108	24,340	25,448	1,167,251	3,707,674	4,874,925
9/4/2021	1,146	24,910	26,056	1,168,397	3,732,584	4,900,981
9/5/2021	1,265	25,060	26,325	1,169,662	3,757,644	4,927,306

Appendix E - Table 1
Summary of Frac Tank Recovery Volumes
(August 30, 2020 - March 29, 2022)

Colonial Pipeline Company
2020-L1-SR2448 Incident
Huntersville, North Carolina

Date	Product Gallons	PCW Gallons	Total Gallons	Product Cumulative	PCW Cumulative	Total Cumulative Gallons
9/6/2021	1,693	24,082	25,775	1,171,355	3,781,726	4,953,081
9/7/2021	1,233	24,135	25,368	1,172,588	3,805,861	4,978,449
9/8/2021	1,212	23,502	24,714	1,173,800	3,829,363	5,003,163
9/9/2021	1,030	23,944	24,974	1,174,830	3,853,307	5,028,137
9/10/2021	1,093	22,472	23,565	1,175,923	3,875,779	5,051,702
9/11/2021	910	21,229	22,139	1,176,833	3,897,008	5,073,841
9/12/2021	1,329	23,200	24,529	1,178,162	3,920,208	5,098,370
9/13/2021	943	23,955	24,898	1,179,105	3,944,163	5,123,268
9/14/2021	2,203	25,634	27,837	1,181,308	3,969,797	5,151,105
9/15/2021	1,295	23,531	24,826	1,182,603	3,993,328	5,175,931
9/16/2021	72	433	505	1,182,675	3,993,761	5,176,436
9/17/2021	1,179	17,328	18,507	1,183,854	4,011,089	5,194,943
9/18/2021	1,418	26,717	28,135	1,185,272	4,037,806	5,223,078
9/19/2021	1,484	27,496	28,980	1,186,756	4,065,302	5,252,058
9/20/2021	1,494	26,448	27,942	1,188,250	4,091,750	5,280,000
9/21/2021	1,313	25,731	27,044	1,189,563	4,117,481	5,307,044
9/22/2021	1,460	24,975	26,435	1,191,023	4,142,456	5,333,479
9/23/2021	81	868	949	1,191,104	4,143,324	5,334,428
9/24/2021	1,132	22,120	23,252	1,192,236	4,165,444	5,357,680
9/25/2021	1,592	27,646	29,238	1,193,828	4,193,090	5,386,918
9/26/2021	1,362	27,285	28,647	1,195,190	4,220,375	5,415,565
9/27/2021	1,414	27,306	28,720	1,196,604	4,247,681	5,444,285
9/28/2021	1,252	24,784	26,036	1,197,856	4,272,465	5,470,321
9/29/2021	1,202	26,448	27,650	1,199,058	4,298,913	5,497,971
9/30/2021	1,224	24,065	25,289	1,200,282	4,322,978	5,523,260
10/1/2021	1,160	25,396	26,556	1,201,442	4,348,374	5,549,816
10/2/2021	1,203	22,726	23,929	1,202,645	4,371,100	5,573,745
10/3/2021	1,265	25,804	27,069	1,203,910	4,396,904	5,600,814
10/4/2021	1,272	25,915	27,187	1,205,182	4,422,819	5,628,001
10/5/2021	911	23,392	24,303	1,206,093	4,446,211	5,652,304
10/6/2021	1,130	24,864	25,994	1,207,223	4,471,075	5,678,298

Appendix E - Table 1
Summary of Frac Tank Recovery Volumes
(August 30, 2020 - March 29, 2022)

Colonial Pipeline Company
2020-L1-SR2448 Incident
Huntersville, North Carolina

Date	Product Gallons	PCW Gallons	Total Gallons	Product Cumulative	PCW Cumulative	Total Cumulative Gallons
10/7/2021	1,293	24,075	25,368	1,208,516	4,495,150	5,703,666
10/8/2021	1,052	23,653	24,705	1,209,568	4,518,803	5,728,371
10/9/2021	910	22,682	23,592	1,210,478	4,541,485	5,751,963
10/10/2021	1,011	23,328	24,339	1,211,489	4,564,813	5,776,302
10/11/2021	1,060	23,158	24,218	1,212,549	4,587,971	5,800,520
10/12/2021	728	18,387	19,115	1,213,277	4,606,358	5,819,635
10/13/2021	950	22,724	23,674	1,214,227	4,629,082	5,843,309
10/14/2021	1,134	20,803	21,937	1,215,361	4,649,885	5,865,246
10/15/2021	1,456	20,504	21,960	1,216,817	4,670,389	5,887,206
10/16/2021	1,393	20,889	22,282	1,218,210	4,691,278	5,909,488
10/17/2021	1,288	21,765	23,053	1,219,498	4,713,043	5,932,541
10/18/2021	1,236	18,699	19,935	1,220,734	4,731,742	5,952,476
10/19/2021	1,351	21,740	23,091	1,222,085	4,753,482	5,975,567
10/20/2021	1,289	21,173	22,462	1,223,374	4,774,655	5,998,029
10/21/2021	1,206	19,945	21,151	1,224,580	4,794,600	6,019,180
10/22/2021	1,403	19,509	20,912	1,225,983	4,814,109	6,040,092
10/23/2021	1,036	17,935	18,971	1,227,019	4,832,044	6,059,063
10/24/2021	1,045	20,856	21,901	1,228,064	4,852,900	6,080,964
10/25/2021	1,160	20,738	21,898	1,229,224	4,873,638	6,102,862
10/26/2021	1,122	20,294	21,416	1,230,346	4,893,932	6,124,278
10/27/2021	40	766	806	1,230,386	4,894,698	6,125,084
10/28/2021	0	2,483	2,483	1,230,386	4,897,181	6,127,567
10/29/2021	1,518	26,085	27,603	1,231,904	4,923,266	6,155,170
10/30/2021	1,374	24,722	26,096	1,233,278	4,947,988	6,181,266
10/31/2021	1,273	25,167	26,440	1,234,551	4,973,155	6,207,706
11/1/2021	924	16,326	17,250	1,235,475	4,989,481	6,224,956
11/2/2021	1,134	23,409	24,543	1,236,609	5,012,890	6,249,499
11/3/2021	62	4,464	4,526	1,236,671	5,017,354	6,254,025
11/4/2021	2,896	24,895	27,791	1,239,567	5,042,249	6,281,816
11/5/2021	2,242	30,272	32,514	1,241,809	5,072,521	6,314,330
11/6/2021	1,932	28,323	30,255	1,243,741	5,100,844	6,344,585

Appendix E - Table 1
Summary of Frac Tank Recovery Volumes
(August 30, 2020 - March 29, 2022)

Colonial Pipeline Company
2020-L1-SR2448 Incident
Huntersville, North Carolina

Date	Product Gallons	PCW Gallons	Total Gallons	Product Cumulative	PCW Cumulative	Total Cumulative Gallons
11/7/2021	1,738	29,504	31,242	1,245,479	5,130,348	6,375,827
11/8/2021	1,396	26,863	28,259	1,246,875	5,157,211	6,404,086
11/9/2021	1,662	28,047	29,709	1,248,537	5,185,258	6,433,795
11/10/2021	0	0	0	1,248,537	5,185,258	6,433,795
11/11/2021	1,577	25,180	26,757	1,250,114	5,210,438	6,460,552
11/12/2021	1,319	31,928	33,247	1,251,433	5,242,366	6,493,799
11/13/2021	1,103	29,067	30,170	1,252,536	5,271,433	6,523,969
11/14/2021	975	29,790	30,765	1,253,511	5,301,223	6,554,734
11/15/2021	1,232	26,586	27,818	1,254,743	5,327,809	6,582,552
11/16/2021	1,172	28,395	29,567	1,255,915	5,356,204	6,612,119
11/17/2021	1,092	27,388	28,480	1,257,007	5,383,592	6,640,599
11/18/2021	950	27,489	28,439	1,257,957	5,411,081	6,669,038
11/19/2021	1,056	26,802	27,858	1,259,013	5,437,883	6,696,896
11/20/2021	877	20,742	21,619	1,259,890	5,458,625	6,718,515
11/21/2021	608	27,669	28,277	1,260,498	5,486,294	6,746,792
11/22/2021	928	26,438	27,366	1,261,426	5,512,732	6,774,158
11/23/2021	788	27,680	28,468	1,262,214	5,540,412	6,802,626
11/24/2021	908	25,853	26,761	1,263,122	5,566,265	6,829,387
11/25/2021	746	26,153	26,899	1,263,868	5,592,418	6,856,286
11/26/2021	868	28,013	28,881	1,264,736	5,620,431	6,885,167
11/27/2021	945	26,160	27,105	1,265,681	5,646,591	6,912,272
11/28/2021	736	27,430	28,166	1,266,417	5,674,021	6,940,438
11/29/2021	767	28,014	28,781	1,267,184	5,702,035	6,969,219
11/30/2021	0	0	0	1,267,184	5,702,035	6,969,219
12/1/2021	752	14,930	15,682	1,267,936	5,716,965	6,984,901
12/2/2021	828	28,334	29,162	1,268,764	5,745,299	7,014,063
12/3/2021	1,128	28,724	29,852	1,269,892	5,774,023	7,043,915
12/4/2021	729	25,084	25,813	1,270,621	5,799,107	7,069,728
12/5/2021	667	29,990	30,657	1,271,288	5,829,097	7,100,385
12/6/2021	748	23,431	24,179	1,272,036	5,852,528	7,124,564
12/7/2021	697	23,188	23,885	1,272,733	5,875,716	7,148,449

Appendix E - Table 1
Summary of Frac Tank Recovery Volumes
(August 30, 2020 - March 29, 2022)

Colonial Pipeline Company
2020-L1-SR2448 Incident
Huntersville, North Carolina

Date	Product Gallons	PCW Gallons	Total Gallons	Product Cumulative	PCW Cumulative	Total Cumulative Gallons
12/8/2021	726	23,714	24,440	1,273,459	5,899,430	7,172,889
12/9/2021	880	22,037	22,917	1,274,339	5,921,467	7,195,806
12/10/2021	646	23,171	23,817	1,274,985	5,944,638	7,219,623
12/11/2021	547	23,370	23,917	1,275,532	5,968,008	7,243,540
12/12/2021	510	22,337	22,847	1,276,042	5,990,345	7,266,387
12/13/2021	742	22,184	22,926	1,276,784	6,012,529	7,289,313
12/14/2021	796	24,784	25,580	1,277,580	6,037,313	7,314,893
12/15/2021	782	24,830	25,612	1,278,362	6,062,143	7,340,505
12/16/2021	817	21,912	22,729	1,279,179	6,084,055	7,363,234
12/17/2021	732	25,429	26,161	1,279,911	6,109,484	7,389,395
12/18/2021	726	23,836	24,562	1,280,637	6,133,320	7,413,957
12/19/2021	788	24,298	25,086	1,281,425	6,157,618	7,439,043
12/20/2021	695	23,334	24,029	1,282,120	6,180,952	7,463,072
12/21/2021	598	23,006	23,604	1,282,718	6,203,958	7,486,676
12/22/2021	828	23,507	24,335	1,283,546	6,227,465	7,511,011
12/23/2021	896	22,799	23,695	1,284,442	6,250,264	7,534,706
12/24/2021	3,540	21,649	25,189	1,287,982	6,271,913	7,559,895
12/25/2021	960	7,235	8,195	1,288,942	6,279,148	7,568,090
12/26/2021	1,240	16,621	17,861	1,290,182	6,295,769	7,585,951
12/27/2021	2,261	21,900	24,161	1,292,443	6,317,669	7,610,112
12/28/2021	0	0	0	1,292,443	6,317,669	7,610,112
12/29/2021	3,011	21,268	24,279	1,295,454	6,338,937	7,634,391
12/30/2021	2,075	28,415	30,490	1,297,529	6,367,352	7,664,881
12/31/2021	1,697	25,313	27,010	1,299,226	6,392,665	7,691,891
1/1/2022	1,612	27,991	29,603	1,300,838	6,420,656	7,721,494
1/2/2022	1,232	22,200	23,432	1,302,070	6,442,856	7,744,926
1/3/2022	1,190	25,289	26,479	1,303,260	6,468,145	7,771,405
1/4/2022	1,308	25,111	26,419	1,304,568	6,493,256	7,797,824
1/5/2022	871	25,329	26,200	1,305,439	6,518,585	7,824,024
1/6/2022	1,971	26,070	28,041	1,307,410	6,544,655	7,852,065
1/7/2022	1,264	27,558	28,822	1,308,674	6,572,213	7,880,887

Appendix E - Table 1
Summary of Frac Tank Recovery Volumes
(August 30, 2020 - March 29, 2022)

Colonial Pipeline Company
2020-L1-SR2448 Incident
Huntersville, North Carolina

Date	Product Gallons	PCW Gallons	Total Gallons	Product Cumulative	PCW Cumulative	Total Cumulative Gallons
1/8/2022	1,248	26,889	28,137	1,309,922	6,599,102	7,909,024
1/9/2022	1,152	25,874	27,026	1,311,074	6,624,976	7,936,050
1/10/2022	1,071	25,398	26,469	1,312,145	6,650,374	7,962,519
1/11/2022	1,157	23,123	24,280	1,313,302	6,673,497	7,986,799
1/12/2022	942	24,832	25,774	1,314,244	6,698,329	8,012,573
1/13/2022	956	25,107	26,063	1,315,200	6,723,436	8,038,636
1/14/2022	1,041	25,014	26,055	1,316,241	6,748,450	8,064,691
1/15/2022	0	197	197	1,316,241	6,748,647	8,064,888
1/16/2022	0	0	0	1,316,241	6,748,647	8,064,888
1/17/2022	0	0	0	1,316,241	6,748,647	8,064,888
1/18/2022	0	0	0	1,316,241	6,748,647	8,064,888
1/19/2022	1,359	26,937	28,296	1,317,601	6,775,584	8,093,185
1/20/2022	1	1,211	1,212	1,317,602	6,776,795	8,094,397
1/21/2022	0	0	0	1,317,602	6,776,795	8,094,397
1/22/2022	1,310	26,501	27,811	1,318,911	6,803,296	8,122,207
1/23/2022	331	12,101	12,432	1,319,243	6,815,397	8,134,640
1/24/2022	1,049	22,413	23,462	1,320,292	6,837,810	8,158,102
1/25/2022	945	22,728	23,673	1,321,237	6,860,538	8,181,775
1/26/2022	918	27,075	27,993	1,322,155	6,887,613	8,209,768
1/27/2022	0	0	0	1,322,155	6,887,613	8,209,768
1/28/2022	0	0	0	1,322,155	6,887,613	8,209,768
1/29/2022	0	0	0	1,322,155	6,887,613	8,209,768
1/30/2022	1,009	16,856	17,865	1,323,164	6,904,469	8,227,633
1/31/2022	897	22,476	23,373	1,324,061	6,926,945	8,251,006
2/1/2022	827	23,676	24,503	1,324,887	6,950,621	8,275,508
2/2/2022	865	23,092	23,957	1,325,752	6,973,713	8,299,465
2/3/2022	828	23,854	24,682	1,326,580	6,997,567	8,324,147
2/4/2022	870	23,836	24,706	1,327,450	7,021,403	8,348,853
2/5/2022	451	24,386	24,837	1,327,901	7,045,789	8,373,690
2/6/2022	1,132	23,633	24,765	1,329,033	7,069,422	8,398,455
2/7/2022	560	22,690	23,250	1,329,593	7,092,112	8,421,705

Appendix E - Table 1
Summary of Frac Tank Recovery Volumes
(August 30, 2020 - March 29, 2022)

Colonial Pipeline Company
2020-L1-SR2448 Incident
Huntersville, North Carolina

Date	Product Gallons	PCW Gallons	Total Gallons	Product Cumulative	PCW Cumulative	Total Cumulative Gallons
2/8/2022	512	23,391	23,903	1,330,105	7,115,503	8,445,608
2/9/2022	516	21,170	21,686	1,330,620	7,136,673	8,467,293
2/10/2022	653	17,916	18,569	1,331,273	7,154,589	8,485,862
2/11/2022	503	22,567	23,070	1,331,776	7,177,156	8,508,932
2/12/2022	695	23,898	24,593	1,332,472	7,201,054	8,533,526
2/13/2022	587	22,543	23,130	1,333,058	7,223,597	8,556,655
2/14/2022	607	22,987	23,594	1,333,665	7,246,584	8,580,249
2/15/2022	314	11,316	11,630	1,333,979	7,257,900	8,591,879
2/16/2022	745	22,092	22,837	1,334,723	7,279,992	8,614,715
2/17/2022	994	29,393	30,387	1,335,717	7,309,385	8,645,102
2/18/2022	887	27,351	28,238	1,336,604	7,336,736	8,673,340
2/19/2022	665	26,822	27,487	1,337,269	7,363,558	8,700,827
2/20/2022	430	20,303	20,733	1,337,699	7,383,861	8,721,560
2/21/2022	585	25,896	26,481	1,338,284	7,409,757	8,748,041
2/22/2022	468	16,768	17,236	1,338,752	7,426,525	8,765,277
2/23/2022	717	24,699	25,416	1,339,469	7,451,224	8,790,693
2/24/2022	0	0	0	1,339,469	7,451,224	8,790,693
2/25/2022	222	17,618	17,840	1,339,691	7,468,842	8,808,533
2/26/2022	376	25,315	25,691	1,340,067	7,494,157	8,834,224
2/27/2022	565	23,312	23,877	1,340,631	7,517,469	8,858,100
2/28/2022	546	23,170	23,716	1,341,177	7,540,639	8,881,816
3/1/2022	549	22,563	23,112	1,341,726	7,563,202	8,904,928
3/2/2022	586	23,023	23,609	1,342,312	7,586,225	8,928,537
3/3/2022	536	23,561	24,097	1,342,848	7,609,786	8,952,634
3/4/2022	586	24,198	24,784	1,343,434	7,633,984	8,977,418
3/5/2022	561	22,972	23,533	1,343,995	7,656,956	9,000,951
3/6/2022	706	26,580	27,286	1,344,701	7,683,536	9,028,237
3/7/2022	465	19,092	19,557	1,345,166	7,702,628	9,047,794
3/8/2022	506	22,260	22,766	1,345,671	7,724,888	9,070,559
3/9/2022	486	23,752	24,238	1,346,157	7,748,640	9,094,797
3/10/2022	445	21,604	22,049	1,346,602	7,770,244	9,116,846

Appendix E - Table 1
Summary of Frac Tank Recovery Volumes
(August 30, 2020 - March 29, 2022)

Colonial Pipeline Company
2020-L1-SR2448 Incident
Huntersville, North Carolina

Date	Product Gallons	PCW Gallons	Total Gallons	Product Cumulative	PCW Cumulative	Total Cumulative Gallons
3/11/2022	545	22,997	23,542	1,347,147	7,793,241	9,140,388
3/12/2022	423	23,593	24,016	1,347,571	7,816,834	9,164,405
3/13/2022	121	5,772	5,893	1,347,692	7,822,606	9,170,298
3/14/2022	122	2,100	2,222	1,347,814	7,824,706	9,172,520
3/15/2022	768	22,270	23,038	1,348,582	7,846,976	9,195,558
3/16/2022	282	23,626	23,908	1,348,864	7,870,602	9,219,466
3/17/2022	488	23,994	24,482	1,349,351	7,894,596	9,243,947
3/18/2022	589	24,560	25,149	1,349,940	7,919,156	9,269,096
3/19/2022	547	23,250	23,797	1,350,487	7,942,406	9,292,893
3/20/2022	357	22,429	22,786	1,350,844	7,964,835	9,315,679
3/21/2022	343	23,049	23,392	1,351,187	7,987,884	9,339,071
3/22/2022	445	22,282	22,727	1,351,632	8,010,166	9,361,798
3/23/2022	406	15,863	16,269	1,352,038	8,026,435	9,378,473
3/24/2022	316	22,068	22,384	1,352,354	8,048,819	9,401,173
3/25/2022	465	20,989	21,454	1,352,819	8,070,273	9,423,092
3/26/2022	283	16,569	16,852	1,353,102	8,087,125	9,440,226
3/27/2022	263	21,917	22,180	1,353,364	8,109,304	9,462,669
3/28/2022	586	18,356	18,942	1,353,951	8,128,247	9,482,198
3/29/2022	172	7,711	7,883	1,354,123	8,136,130	9,490,252

Notes:
PCW = Petroleum Contact Water

Appendix E - Table 2
Summary of Petroleum Contact Water Sampling Results

Colonial Pipeline Company
2020-L1-SR2448
Huntersville, North Carolina

Lab Report Number	Sample ID	Tank ID	Sample Date	VOCs (µg/L)													
				Benzene	Chlorobenzene	Chloromethane	Diisopropyl ether	Ethylbenzene	Isopropylbenzene (Cumene)	Methyl-tert-butyl ether	Naphthalene	n-Propylbenzene	Toluene	1,2,4-Trimethylbenzene	1,3,5-Trimethylbenzene	m&p-Xylene	o-Xylene
Frac Tank Petroleum Contact Water (PCW)																	
92584116	FRAC_TANK_ZONE_1_01242022	ZONE 1	01/24/2022	**13,900**	<125	<250	**2,610**	**2,160**	<125	**609**	**301J**	<125	**32,900**	**1,320**	<125	**8,840**	**4,220**
92584116	FRAC_TANK_ZONE_2_01242022	ZONE 2	01/24/2022	**9,640**	**85.5J**	<250	**1,020**	**2,590**	<125	**276**	**552**	<125	**34,500**	**2,040**	<125	**10,400**	**5,150**
92584116	FRAC_TANK_ZONE_3_01242022	ZONE 3	01/24/2022	**15,800**	<125	<250	**3,350**	**2,150**	<125	**1,020**	**312J**	<125	**31,700**	**1,150**	<125	**7,760**	**3,830**
92584116	DUP_01	ZONE 3	01/24/2022	**16,100**	<125	**140J**	**3,320**	**2,220**	<125	**994**	**295J**	<125	**34,400**	**1,180**	<125	**8,090**	**3,960**
92585259	FRAC_TANK_ZONE_1_01312022	ZONE 1	01/31/2022	**15,600**	<125	<250	**3,000**	**3,240**	<125	**724**	**488J**	**311**	**41,100**	**2,250**	**490**	**12,200**	**5,950**
92585259	FRAC_TANK_ZONE_2_01312022	ZONE 2	01/31/2022	**10,900**	<125	<250	**1,120**	**2,060**	<125	**336**	**319J**	**174**	**33,900**	**1,540**	**361**	**9,440**	**4,760**
92585259	FRAC_TANK_ZONE_3_01312022	ZONE 3	01/31/2022	**15,100**	<125	<250	**3,530**	**2,120**	<125	**1,120**	**234J**	**159**	**32,300**	**1,160**	**270**	**7,710**	**3,800**
92585259	DUP_01_01312022	ZONE 1	01/31/2022	**14,900**	<125	<250	**2,910**	**5,630**	**452J**	**722**	**3500J**	**2,030**	**41,500**	**18,000**	**4,310**	**23,600**	**12,500**
92586651	FRAC_TANK_ZONE_1_02072022	ZONE 1	2/7/2022	**12,200**	<100	<200	**2,300**	**2,780**	**94.6J**	**541**	**464J**	**281**	**37,600**	**1,930**	**470**	**10,300**	**5,200**
92586651	FRAC_TANK_ZONE_2_02072022	ZONE 2	2/7/2022	**11,500**	<100	<200	**1,060**	**2,030**	<100	**325**	**362J**	**193**	**33,700**	**1,600**	**346**	**9,230**	**4,630**
92586651	FRAC_TANK_ZONE_3_02072022	ZONE 3	2/7/2022	**15,700**	<100	<200	**3,160**	**2,240**	<100	**974**	**301J**	**189**	**33,800**	**1,290**	**325**	**8,190**	**4,130**
92586651	DUP-01-02072022	ZONE 3	2/7/2022	**15,500**	<125	<250	**3,000**	**2,190**	<125	**1,010**	**319J**	**183**	**34,300**	**1,280**	**314**	**7,970**	**4,080**
92587986	FRAC-TANK-ZONE-1-02142022	ZONE 1	2/14/2022	**13,700**	<125	<250	**2,100**	**2,520**	**90.1J**	**566**	**418J**	**270**	**35,600**	**2,030**	**492**	**10,300**	**5,160**
92587986	FRAC-TANK-ZONE-2-02142022	ZONE 2	2/14/2022	**11,500**	<125	<250	**941**	**2,410**	<125	**336**	**367J**	**196**	**37,500**	**1,740**	**391**	**10,600**	**5,290**
92587986	FRAC-TANK-ZONE-3-02142022	ZONE 3	2/14/2022	**15,300**	<125	<250	**2,570**	**4,520**	**241J**	**910**	**1360J**	**868**	**41,800**	**7,260**	**1,760**	**18,000**	**8,790**
92587986	DUP-01-02142022	ZONE 2	2/14/2022	**11,100**	<125	<250	**951**	**2,400**	**135J**	**287**	**428J**	**260**	**35,300**	**1,790**	**469**	**10,400**	**5,210**
92589282	FRAC-TANK-ZONE-1-02212022	ZONE 1	2/21/2022	**14,500**	<125	<250	**2,310**	**2,820**	<125	**492**	**388J**	**220**	**36,600**	**1,490**	**393**	**10,700**	**5,020**
92589282	FRAC-TANK-ZONE-2-02212022	ZONE 2	2/21/2022	**9,080**	<125	<250	**901**	**1,980**	<125	**215**	**426J**	**131**	**37,000**	**1,800**	**462**	**11,800**	**5,770**
92589282	FRAC-TANK-ZONE-3-02212022	ZONE 3	2/21/2022	**14,300**	<125	<250	**2,540**	**2,050**	<125	**649**	**271J**	**153**	**31,100**	**1,080**	**268**	**7,700**	**3,730**
92589282	DUP-01-02212022	ZONE 1	2/21/2022	**14,800**	<125	<250	**2,370**	**2,770**	<125	**513**	**361J**	**212**	**37,400**	**1,510**	**395**	**10,700**	**5,130**
92590435	FRAC_TANK_ZONE_1_02282022	ZONE 1	2/28/2022	**12,200**	<125	<250	**2,110**	**2,920**	<125	**567**	**402J**	**220**	**42,200**	**1,880**	**433**	**12,400**	**6,130**
92590435	FRAC_TANK_ZONE_2_02282022	ZONE 2	2/28/2022	**11,000**	<125	<250	**1,070**	**1,900**	<125	**328**	**312J**	**173**	**33,100**	**1,380**	**319**	**8,520**	**4,350**
92590435	FRAC_TANK_ZONE_3_02282022	ZONE 3	2/28/2022	**15,500**	<125	<250	**2,670**	**3,450**	**154J**	**815**	**882J**	**549**	**38,700**	**4,030**	**960**	**13,000**	**6,530**
92590435	DUP_01_02282022	ZONE 3	2/28/2022	**15,500**	<125	<250	**2,690**	**5,150**	**294J**	**806**	**1290J**	**1,110**	**44,300**	**7,360**	**1,850**	**19,800**	**9,500**
92591976	FRAC_TANK_1_03082022	ZONE 1	3/8/2022	**12,100**	<125	<250	**1,780**	**2,360**	<125	**530**	**453J**	**173**	**33,500**	**1,250**	**311**	**9,350**	**4,460**
92591976	FRAC_TANK_2_03082022	ZONE 2	3/8/2022	**8,090**	<125	<250	**835**	**1,690**	<125	**239**	**270J**	**121**	**24,800**	**1,030**	**264**	**7,310**	**3,620**

Appendix E - Table 2
Summary of Petroleum Contact Water Sampling Results

Colonial Pipeline Company
2020-L1-SR2448
Huntersville, North Carolina

Lab Report Number	Sample ID	Tank ID	Sample Date	VOCs (µg/L)													
				Benzene	Chlorobenzene	Chloromethane	Diisopropyl ether	Ethylbenzene	Isopropylbenzene (Cumene)	Methyl-tert-butyl ether	Naphthalene	n-Propylbenzene	Toluene	1,2,4-Trimethylbenzene	1,3,5-Trimethylbenzene	m&p-Xylene	o-Xylene
92591976	FRAC_TANK_3_03082022	ZONE 3	3/8/2022	**14,000**	<125	<250	**1,980**	**1,730**	<125	**626**	**242J**	**127**	**29,000**	**906**	**230**	**6,470**	**3,300**
92591976	DUP_01_03082022	ZONE 3	3/8/2022	**12,000**	<125	<250	**2,530**	**1,520**	<125	**758**	**287J**	**108**	**26,900**	**802**	**194**	**5,810**	**2,870**
92593387	FRAC-TANK-ZONE-1-03152022	ZONE 1	3/15/2022	**11,300**	<125	<250	**1,860**	**2,920**	**85.3J**	**520**	**596J**	**238**	**36,100**	**1,830**	**454**	**11,000**	**5,360**
92593387	FRAC-TANK-ZONE-2-03152022	ZONE 2	3/15/2022	**9,190**	<125	<250	**777**	**3,720**	**218**	**237**	**2070J**	**928**	**37,100**	**9,060**	**2,130**	**16,300**	**7,940**
92593387	FRAC-TANK-ZONE-3-03152022	ZONE 3	3/15/2022	**13,700**	<125	<250	**2,230**	**2,470**	<125	**776**	**489J**	**220**	**32,600**	**1,580**	**382**	**9,310**	**4,280**
92593387	DUP-01-03152022	ZONE 3	3/15/2022	**13,400**	<125	<250	**2,220**	**2,670**	**90.1J**	**731**	**598J**	**270**	**33,500**	**2,040**	**460**	**10,300**	**4,790**
Laboratory Trip Blank Data																	
92584116	TRIP BLANK	NA	01/24/2022	<0.50	<0.50	<1.0	<0.50	<0.50	<0.50	<0.50	<2.0	<0.50	<0.50	<0.50	<0.50	<1.0	<0.50
92585259	TRIP BLANK	NA	01/31/2022	<0.50	<0.50	<1.0	<0.50	<0.50	<0.50	<0.50	<2.0	<0.50	<0.50	<0.50	<0.50	<1.0	<0.50
92586651	TRIP BLANK	NA	2/7/2022	<0.5	<0.5	<1	<0.5	<0.5	<0.5	<0.5	<2	<0.5	<0.5	<0.5	<0.5	<1	<0.5
92587986	TRIP BLANK	NA	2/14/2022	<0.5	<0.5	<1	<0.5	<0.5	<0.5	<0.5	<2	<0.5	<0.5	<0.5	<0.5	<1	<0.5
92589282	TRIP BLANK_92589282	NA	2/21/2022	<0.5	<0.5	<1	<0.5	<0.5	<0.5	<0.5	<2	<0.5	<0.5	<0.5	<0.5	<1	<0.5
92590435	TRIP BLANK_92590435	NA	2/28/2022	<0.5	<0.5	<1	<0.5	<0.5	<0.5	<0.5	<2	<0.5	<0.5	<0.5	<0.5	<1	<0.5
92591976	TRIP BLANK_92591976	NA	3/8/2022	<0.5	<0.5	<1	<0.5	<0.5	<0.5	<0.5	<2	<0.5	<0.5	<0.5	<0.5	<1	<0.5
92593387	TRIP BLANK	NA	3/15/2022	<0.5	<0.5	<1	<0.5	<0.5	<0.5	<0.5	<2	<0.5	<0.5	<0.5	<0.5	<1	<0.5

Notes:
All units reported in micrograms per liter (µg/L)
NA - Not Applicable
"<" - Indicates compound was not detected above laboratory reporting limit
VOCs - Volatile Organic Compounds analyzed by Method SM 6200B
J - Estimated concentration above the adjusted method detection limit and below the adjusted reporting limit
Bold values indicate compound was detected above laboratory reporting limit
Samples beginning with "DUP" are field duplicates and co-samples of the preceeding row
ID - Identification

APPENDIX F

COPIES OF BILLS OF LADING AND WASTE MANIFESTS

Table 1
Summary of Liquids and Soil Removed from Site
(August 15, 2020 - February 28, 2022)

Colonial Pipeline Company
2020-L1-SR2448
Huntersville, North Carolina

Description	Volume on Bills of Lading (Gallons)	Volume from Frac Gauging (Gallons)	Mass on Bills of Lading (Tons)
From Initial Response	--	90,930	--
Frac Tank Gauging Product Through 2/28/2022	--	1,341,179	--
Frac Tank Gauging PCW Through 2/28/2022	--	7,527,021	--
Total Fluids Shipped to STAT Facility for Bulking Through 2/28/2022	1,716,829	--	--
PCW Shipped by Legacy to HCC Through 2/28/2022	274,978	--	--
PCW Shipped by Legacy to Legacy Through 2/28/2022	526,737	--	--
Soil Shipped by Republic Services Through 2/28/2022	--	--	8,831
PCW Shipped by MEI to MEI Through 2/28/2022	370,967	--	--
PCW Shipped by MEI to HCC Through 2/28/2022	20,922	--	--
PCW Shipped by Covanta to Covanta Through 2/28/2022	6,505,520	--	--
Combined Total Liquids Removed Through 2/28/2022 vs. Gauging(1)	9,415,953	8,959,130	--
PCW Shipped to Aaron Oil Through 2/28/2022(2)	192,858	--	--

Notes:

Summary of liquid and solids removed from site through the preceding month.

See Table 2 for summary of shipments to STAT.

See Table 3 for summary of shipments by Legacy to HCC.

See Table 4 for summary of shipments to Legacy.

See Table 5 for summary of soil shipped to Republic Services.

See Table 6 for summary of liquids shipped to Aaron Oil.

See Table 7 for summary of shipments to MEI.

See Table 8 for summary of shipments by MEI to HCC.

See Table 9 for summary of liquids shipped to Covanta.

(1) Gauging. Volumes of gasoline Free Product and PCW are measured on-site in each frac tank before and after liquids in the frac tank are transferred off-site. Volumes of recovered gasoline Free Product and PCW are calculated from these frac tank measurements rather than volume estimates recorded on bills of lading to provide a consistent measuring point and protocol at each stationary frac tank, and to eliminate potential design inconsistency, measurements not obtained from a level location, not allowing enough time for demulsification, etc.

(2) Liquids shipped to Aaron Oil consist primarily of PCW drilling fluids and do not pass through Frac Tank systems.

Table 2
Summary of Liquids Removed by STAT
(August 15, 2020 - February 28, 2022)

Colonial Pipeline Company
2020-L1-SR2448 Incident
Huntersville, North Carolina

Date	Truck No.	Gallons	Bill of Lading No.	Bill of Lading Previously Provided
8/15/2020	--	5,230	9359	X
8/15/2020	--	4,300	9360	X
8/15/2020	--	4,500	9362	X
8/15/2020	--	4,700	9364	X
8/16/2020	--	5,500	8753	X
8/16/2020	--	4,500	8641	X
8/16/2020	--	4,700	9240	X
8/16/2020	--	4,500	8752	X
8/16/2020	--	5,500	9717	X
8/16/2020	--	5,030	9504	X
8/16/2020	--	5,010	9503	X
8/16/2020	--	4,750	9501	X
8/16/2020	--	5,200	8668	X
8/16/2020	--	5,178	8642	X
8/16/2020	--	5,150	9348	X
8/17/2020	--	4,500	7211	X
8/17/2020	--	3,230	9509	X
8/17/2020	--	5,345	9510	X
8/17/2020	--	4,500	8667	X
8/18/2020	--	5,460	9719	X
9/4/2020	--	4,311	9547	X
9/4/2020	--	2,783	9555	X
9/6/2020	--	5,279	9556	X
9/6/2020	--	3,589	9546	X
9/9/2020	--	4,964	9553	X
9/9/2020	--	5,264	9554	X
9/11/2020	--	5,333	9570	X
9/12/2020	--	4,964	9568	X
9/14/2020	--	4,797	9567	X
9/14/2020	--	4,479	9565	X
9/15/2020	--	5,712	9560	X
9/16/2020	--	4,908	9561	X
9/18/2020	--	5,015	9562	X
9/18/2020	--	4,908	9563	X
9/21/2020	--	5,375	9572	X
9/21/2020	--	5,045	9564	X
9/21/2020	--	5,691	9559	X

Table 2
Summary of Liquids Removed by STAT
(August 15, 2020 - February 28, 2022)

Colonial Pipeline Company
2020-L1-SR2448 Incident
Huntersville, North Carolina

Date	Truck No.	Gallons	Bill of Lading No.	Bill of Lading Previously Provided
9/21/2020	--	5,045	9571	X
9/22/2020	--	5,326	9558	X
9/25/2020	--	5,122	9573	X
9/25/2020	--	5,121	9574	X
9/25/2020	--	5,423	15511	X
9/28/2020	--	5,539	9576	X
9/28/2020	--	5,606	9575	X
9/30/2020	--	5,423	9583	X
9/30/2020	--	5,086	9582	X
10/2/2020	--	5,516	9581	X
10/2/2020	--	5,447	9580	X
10/5/2020	--	5,470	9579	X
10/5/2020	--	5,149	9589	X
10/6/2020	--	5,670	9588	X
10/6/2020	--	5,086	9587	X
10/7/2020	--	5,043	9586	X
10/8/2020	--	5,712	9585	X
10/9/2020	--	5,016	9584	X
10/12/2020	--	5,516	9578	X
10/12/2020	--	5,649	9590	X
10/13/2020	--	5,628	9591	X
10/15/2020	--	5,606	9592	X
10/16/2020	--	5,493	9593	X
10/16/2020	--	5,423	9594	X
10/20/2020	--	5,562	15506	X
10/20/2020	--	5,493	15510	X
10/22/2020	--	5,423	9595	X
10/22/2020	--	5,606	204	X
10/23/2020	--	5,649	203	X
10/23/2020	--	5,691	9596	X
10/26/2020	--	4,142	9600	X
10/26/2020	--	5,695	202	X
10/27/2020	--	5,617	9599	X
10/27/2020	--	5,695	201	X
10/30/2020	--	5,448	207	X
10/30/2020	--	5,492	9597	X
11/2/2020	--	5,767	206	X

Table 2
Summary of Liquids Removed by STAT
(August 15, 2020 - February 28, 2022)

Colonial Pipeline Company
2020-L1-SR2448 Incident
Huntersville, North Carolina

Date	Truck No.	Gallons	Bill of Lading No.	Bill of Lading Previously Provided
11/2/2020	--	5,695	205	X
11/2/2020	--	4,145	9598	X
11/3/2020	--	5,448	231	X
11/4/2020	--	5,403	230	X
11/5/2020	--	5,617	229	X
11/6/2020	--	5,448	228	X
11/9/2020	--	5,492	232	X
11/9/2020	--	5,535	227	X
11/11/2020	--	5,535	240	X
11/11/2020	--	5,492	233	X
11/13/2020	--	5,577	237	X
11/13/2020	--	5,492	236	X
11/16/2020	--	5,448	235	X
11/17/2020	--	5,492	208	X
11/18/2020	--	5,577	234	X
11/18/2020	--	5,802	241	X
11/19/2020	--	5,215	242	X
11/19/2020	--	5,358	243	X
11/23/2020	--	5,535	244	X
11/24/2020	--	5,492	245	X
11/25/2020	--	5,215	246	X
11/25/2020	--	5,403	247	X
11/30/2020	--	5,535	248	X
11/30/2020	--	5,492	249	X
12/1/2020	--	5,577	250	X
12/1/2020	--	5,555	251	X
12/3/2020	--	5,657	252	X
12/3/2020	--	5,535	253	X
12/4/2020	--	5,617	254	X
12/7/2020	--	5,535	255	X
12/8/2020	--	5,264	256	X
12/9/2020	--	5,535	257	X
12/10/2020	--	5,264	258	X
12/11/2020	--	5,577	259	X
12/14/2020	--	5,617	260	X
12/15/2020	--	5,695	261	X
12/17/2020	--	5,577	262	X

Table 2
Summary of Liquids Removed by STAT
(August 15, 2020 - February 28, 2022)

Colonial Pipeline Company
2020-L1-SR2448 Incident
Huntersville, North Carolina

Date	Truck No.	Gallons	Bill of Lading No.	Bill of Lading Previously Provided
12/17/2020	--	5,802	263	X
12/18/2020	--	5,617	264	X
12/21/2020	--	5,358	265	X
12/22/2020	--	5,555	266	X
12/22/2020	--	5,000	267	X
12/22/2020	--	5,535	268	X
12/23/2020	--	5,577	269	X
12/23/2020	--	5,000	270	X
12/23/2020	--	5,577	271	X
12/28/2020	--	5,535	272	X
12/28/2020	--	5,617	274	X
12/28/2020	--	5,000	273	X
12/29/2020	--	5,802	275	X
12/30/2020	--	5,120	277	X
12/31/2020	--	5,864	276	X
1/4/2020	--	5,695	280	X
1/4/2020	--	5,543	279	X
1/4/2020	--	5,535	278	X
1/5/2021	--	5,732	282	X
1/5/2021	--	4,682	281	X
1/7/2021	--	5,577	283	X
1/9/2021	--	5,492	285	X
1/10/2021	--	5,577	284	X
1/11/2021	--	5,264	286	X
1/13/2021	--	5,617	289	X
1/14/2021	--	5,535	290	X
1/15/2021	--	4,979	291	X
1/15/2021	--	5,291	292	X
1/16/2021	--	5,400	295	X
1/18/2021	--	5,264	296	X
1/18/2021	--	5,400	293	X
1/19/2021	--	5,577	298	X
1/20/2021	--	5,535	299	X
1/21/2021	--	5,577	297	X
1/22/2021	--	5,695	300	X
1/23/2021	--	5,732	225	X
1/25/2021	--	5,492	223	X

Table 2
Summary of Liquids Removed by STAT
(August 15, 2020 - February 28, 2022)

Colonial Pipeline Company
2020-L1-SR2448 Incident
Huntersville, North Carolina

Date	Truck No.	Gallons	Bill of Lading No.	Bill of Lading Previously Provided
1/25/2021	--	5,450	224	X
1/26/2021	--	5,492	221	X
1/26/2021	--	5,400	220	X
1/27/2021	--	5,264	219	X
1/28/2021	--	5,403	218	X
1/29/2021	--	4,911	217	X
1/29/2021	--	5,069	216	X
2/1/2021	--	5,865	215	X
2/2/2021	--	5,577	214	X
2/3/2021	--	5,264	210	X
2/4/2021	--	4,641	213	X
2/5/2021	--	5,535	9045	X
2/8/2021	--	5,535	9055	X
2/8/2021	--	5,191	9054	X
2/9/2021	--	5,895	9053	X
2/9/2021	--	4,825	9052	X
2/10/2021	--	5,990	9051	X
2/11/2021	--	3,733	9050	X
2/12/2021	--	5,577	9049	X
2/15/2021	--	5,264	9048	X
2/16/2021	--	5,732	9047	X
2/17/2021	--	4,000	9059	X
2/17/2021	--	4,811	222	X
2/18/2021	--	5,700	9056	X
2/19/2021	--	5,200	9057	X
2/22/2021	--	5,767	9077	X
2/22/2021	--	5,827	9078	X
2/24/2021	--	5,932	9046	X
2/24/2021	--	5,921	9076	X
2/25/2021	--	5,150	9061	X
2/26/2021	--	5,400	9064	X
2/28/2021	--	5,000	9062	X
3/2/2021	--	6,276	9060	X
3/2/2021	--	5,708	9063	X
3/3/2021	--	5,932	9065	X
3/6/2021	--	5,932	9075	X
3/8/2021	--	5,601	9074	X

Table 2
Summary of Liquids Removed by STAT
(August 15, 2020 - February 28, 2022)

Colonial Pipeline Company
2020-L1-SR2448 Incident
Huntersville, North Carolina

Date	Truck No.	Gallons	Bill of Lading No.	Bill of Lading Previously Provided
3/9/2021	--	5,687	9072	X
3/10/2021	--	5,932	9071	X
3/12/2021	--	5,932	9070	X
3/13/2021	--	6,048	9069	X
3/15/2021	--	6,048	9068	X
3/16/2021	--	6,048	9066	X
3/16/2021	--	5,400	9067	X
3/17/2021	--	5,700	9079	X
3/18/2021	--	5,998	9100	X
3/19/2021	--	5,998	9098	X
3/19/2021	--	5,869	9099	X
3/20/2021	--	6,108	9097	X
3/22/2021	--	6,048	9095	X
3/22/2021	--	5,921	9096	X
3/23/2021	--	5,732	9094	X
3/24/2021	--	6,100	9093	X
3/25/2021	--	5,871	9092	X
3/26/2021	--	6,166	9090	X
3/27/2021	--	6,048	9091	X
3/29/2021	--	6,019	9088	X
3/29/2021	--	6,166	9089	X
3/30/2021	--	6,048	9087	X
3/31/2021	--	6,019	9086	X
4/1/2021	--	5,921	9085	X
4/2/2021	--	5,921	9084	X
4/3/2021	--	5,150	9083	X
4/5/2021	--	6,166	9082	X
4/5/2021	--	5,500	9081	X
4/6/2021	--	6,000	9080	X
4/8/2021	--	6,107	801	X
4/9/2021	--	6,048	822	X
4/12/2021	--	6,048	820	X
4/13/2021	--	5,267	819	X
4/14/2021	--	5,971	818	X
4/15/2021	--	5,700	816	X
4/16/2021	--	6,048	815	X
4/19/2021	--	5,971	814	X

Table 2
Summary of Liquids Removed by STAT
(August 15, 2020 - February 28, 2022)

Colonial Pipeline Company
2020-L1-SR2448 Incident
Huntersville, North Carolina

Date	Truck No.	Gallons	Bill of Lading No.	Bill of Lading Previously Provided
4/20/2021	--	6,048	813	X
4/21/2021	--	6,019	812	X
4/22/2021	--	6,220	811	X
4/23/2021	--	6,166	810	X
4/24/2021	--	6,019	809	X
4/26/2021	--	6,019	808	X
4/27/2021	--	6,166	807	X
4/28/2021	--	5,767	806	X
5/3/2021	--	6,048	803	X
5/4/2021	--	6,166	802	X
5/5/2021	--	5,452	823	X
5/7/2021	--	5,400	825	X
5/10/2021	--	6,166	827	X
5/11/2021	--	5,550	828	X
5/12/2021	--	5,932	805	X
5/17/2021	--	6,166	832	X
5/18/2021	--	6,107	833	X
5/19/2021	--	5,932	834	X
5/20/2021	--	5,812	835	X
5/21/2021	--	6,048	836	X
5/24/2021	--	5,932	837	X
5/25/2021	--	6,048	838	X
5/29/2021	--	5,526	839	X
5/31/2021	--	6,048	840	X
6/1/2021	--	6,220	841	X
6/4/2021	--	6,166	842	X
6/7/2021	--	6,048	843	X
6/8/2021	--	6,166	844	X
6/14/2021	--	6,166	845	X
6/15/2021	--	6,010	846	X
6/21/2021	--	6,166	847	X
6/25/2021	--	6,061	8106	X
6/28/2021	--	5,487	850	X
6/29/2021	--	5,781	853	X
7/7/2021	--	5,750	859	X
7/9/2021	--	5,850	860	X
7/16/2021	--	5,624	7742	X

Table 2
Summary of Liquids Removed by STAT
(August 15, 2020 - February 28, 2022)

Colonial Pipeline Company
2020-L1-SR2448 Incident
Huntersville, North Carolina

Date	Truck No.	Gallons	Bill of Lading No.	Bill of Lading Previously Provided
7/20/2021	--	5,386	848	X
7/22/2021	--	6,600	861	X
7/27/2021	--	5,665	863	X
8/3/2021	--	5,718	867	X
8/7/2021	--	5,377	869	X
8/10/2021	--	5,701	871	X
8/16/2021	--	6,100	866	X
8/19/2021	--	6,100	862	X
8/24/2021	--	5,267	872	X
8/30/2021	--	5,875	873	X
9/1/2021	--	5,363	868	X
9/5/2021	--	5,769	874	X
9/9/2021	--	5,239	876	X
9/11/2021	408	5,700	877	X
9/15/2021	--	5,611	878	X
9/17/2021	--	5,812	879	X
9/21/2021	408	5,405	16623	X
9/24/2021	426	5,500	880	X
9/29/2021	--	5,755	882	X
10/1/2021	--	5,591	883	X
10/6/2021	128	5,239	9767	X
10/10/2021	--	6,048	10726	X
10/13/2021	426	6,048	10920	X
10/19/2021	137	5,503	1008	X
10/22/2021	--	5,785	10727	X
10/26/2021	431	5,818	10731	X
10/29/2021	431	5,705	7001	X
11/3/2021	431	5,800	9768	X
11/5/2021	410	5,817	10652	X
11/8/2021	400	5,916	9769	X
11/9/2021	78	5,788	110921	X
11/10/2021	431	2,900	9770	X
11/11/2021	--	1,286	9771	X
11/16/2021	409	4,964	9772	X
11/19/2021	438	5,744	9773	X
11/26/2021	147	5,079	9774	X
12/2/2021	47	5,513	9776	X

Table 2
Summary of Liquids Removed by STAT
(August 15, 2020 - February 28, 2022)

Colonial Pipeline Company
2020-L1-SR2448 Incident
Huntersville, North Carolina

Date	Truck No.	Gallons	Bill of Lading No.	Bill of Lading Previously Provided
12/8/2021	47	5,181	9777	X
12/15/2021	47	5,513	9778	X
12/22/2021	47	5,281	9779	X
12/27/2021	--	5,000	9780	X
12/27/2021	410	5,250	9781	X
12/30/2021	--	5,640	9782	X
1/3/2022	--	5,640	9783	X
1/5/2022	--	5,182	848	X
1/7/2022	--	5,450	10476	X
1/10/2022	--	5,267	3341	X
1/11/2022	436	5,900	9787	X
1/20/2022	436	5,945	9786	X
1/26/2022	409	5,823	9775	X
2/3/2022	--	4,528	9785	
2/9/2022	--	5,329	10509	
2/15/2022	--	4,836	15035	
2/21/2022	409	5,638	9788	
Total		**1,716,829**		

2:30pm App. arrive 45 min. Early for training. See Tim.

BILL OF LADING

1. 24 Hour Emergency # STAT, INC. 800-627-1451

2. BOL # 09785

3. Shipper Name & Address CPL 14108 Huntersville Concord Rd, Huntersville, NC 28078

4. Shipper's Phone 1-800-627-1451

5. Carrier STAT, INC.

A. Carrier Phone # (828) 396-2304

7. Carrier

D. Carrier Phone

9. Consignee Name & Address STAT, INC. 2550 Hickory Blvd. Lenoir, NC 28645

F. Consignee Phone (828) 396-2304

HM	11. Base Description	12. Containers No.	12. Containers Type	13. Total Quantity	14. Unit Wt/Vol
X	a. 1993 Flammable Liquid N.O.S. (Contains less than 10% gas/water) PG ~~III~~	01	TT	EST. 4528	G
	b.				
	c.				
	d.				

G. Additional Descriptions for Materials Listed Above

USE DOT GUIDE # 128

15. Special Handling Instructions and Additional Information

16. Shipper: I hereby certify that the contents of this shipment are fully and accurately described and are in all respects in proper condition for transport

Printed/Typed Name: Tim Moyer for Adam Harris@CPC

Signature: T.T. Moy

Date (Month Day Year): 02 03 2022

17. Carrier Acknowledgement of Receipt of Materials

Printed/Typed Name: X Mark Harris

Signature: X Mark Harris

Date (Month Day Year): 02 03 2022

18. Carrier Acknowledgement of Receipt of Materials

Printed/Typed Name:

Signature:

Date (Month Day Year):

19. Discrepancy Indication Space

20. Consignee

Printed/Typed Name: Allison Wike

Signature: Allison Wike

Date (Month Day Year): 2 3 22

BILL OF LADING

	1. 24 Hour Emergency # STAT, INC. 800-627-1451	2. BOL # 10509
3. Shipper Name & Address 14108 Huntersville-Concord Rd. Huntersville N.C. 28078		4. Shipper's Phone 864-245-1034
5. Carrier STAT, INC.		A. Carrier Phone # (828) 396-2304
7. Carrier		D. Carrier Phone
9. Consignee Name & Address STAT, INC. 2550 Hickory Blvd. Lenoir, NC 28645		F. Consignee Phone (828) 396-2304

HM	11. Base Description	12. Containers No.	Type	13. Total Quantity	14. Unit Wt/Vol
X	a. UN 1993 Flammable Liq. 3, PG III	01	TT	Est 5329	G
	b.				
	c.				
	d.				

G. Additional Descriptions for Materials Listed Above

USE DOT GUIDE # 128

15. Special Handling Instructions and Additional Information

16. Shipper: I hereby certify that the contents of this shipment are fully and accurately described and are in all respects in proper condition for transport

Printed/Typed Name	Signature	Date Month	Day	Year
Tim Moyer for Adam Harris@CPC	T. L. Moyer	2	9	22

17. Carrier Acknowledgement of Receipt of Materials

Printed/Typed Name	Signature	Date Month	Day	Year
DEAN BUNGARNER	Dean Bungarner	02	09	22

18. Carrier Acknowledgement of Receipt of Materials

Printed/Typed Name	Signature	Date Month	Day	Year

19. Discrepancy Indication Space

20. Consignee

Printed/Typed Name	Signature	Date Month	Day	Year
Allison Wike	Allison Wike	2	9	22

BILL OF LADING

	1. 24 Hour Emergency # STAT, INC. 800-627-1451	2. BOL # 015035
3. Shipper Name & Address [redacted] Colonial Pipeline 14108 Huntersville Concord, Rd Huntersville, NC 28078		4. Shipper's Phone 704-476-3800
5. Carrier STAT, INC.		A. Carrier Phone # (828) 396-2304
7. Carrier		D. Carrier Phone
9. Consignee Name & Address [redacted] STAT INC 3062 ELI Ln Hudson, NC		F. Consignee Phone [redacted] (828) 396-2304

HM	11. Base Description	12. Containers No.	Type	13. Total Quantity	14. Unit Wt/Vol
X	a. UN 1993, Flammable Liquid NOS (contains less Than 10% water), 3, PG II	1	TT	EST 4836	G
	b.				
	c.				
	d.				

G. Additional Descriptions for Materials Listed Above

USE DOT GUIDE # 128

15. Special Handling Instructions and Additional Information

16. Shipper: I hereby certify that the contents of this shipment are fully and accurately described and are in all respects in proper condition for transport

Printed/Typed Name	Signature	Date Month	Day	Year
Josh Pratt	[signature]	2	15	22

17. Carrier Acknowledgement of Receipt of Materials

Printed/Typed Name	Signature	Date Month	Day	Year
Mark Harris	Mark Harris	02	15	22

18. Carrier Acknowledgement of Receipt of Materials

Printed/Typed Name	Signature	Date Month	Day	Year

19. Discrepancy Indication Space

20. Consignee

Printed/Typed Name	Signature	Date Month	Day	Year
Allison Wike	Allison Wike	2	15	22

TRK 165

Trailer # 409

BILL OF LADING

	1. 24 Hour Emergency # STAT, INC. 800-627-1451	2. BOL # 09788
3. Shipper Name & Address CPL 14108 Huntersville, Concord Rd. Huntersville, NC 28078		4. Shipper's Phone 1-800-627-1451
5. Carrier STAT, INC.		A. Carrier Phone # (828) 396-2304
7. Carrier		D. Carrier Phone
9. Consignee Name & Address STAT, INC. 2550 Hickory Blvd. Lenoir, NC 28645		F. Consignee Phone (828) 396-2304

HM	11. Base Description	12. Containers No.	Type	13. Total Quantity	14. Unit Wt/Vol
X	a. UN1993 Flammable Liquid, N.O.S. (Contains less than 10% gas/water) PG III	01	TT	Est. 5638	G
	b.				
	c.				
	d.				

G. Additional Descriptions for Materials Listed Above

USE DOT GUIDE # 128

15. Special Handling Instructions and Additional Information

16. Shipper: I hereby certify that the contents of this shipment are fully and accurately described and are in all respects in proper condition for transport

Printed/Typed Name	Signature	Date Month	Day	Year
X Tim Moyer for Adam Harris @ CPC	J.L. Moya	02	21	22

17. Carrier Acknowledgement of Receipt of Materials

Printed/Typed Name	Signature	Date Month	Day	Year
Richard Hoiglar	Richard Hoiglar	02	21	22

18. Carrier Acknowledgement of Receipt of Materials

Printed/Typed Name	Signature	Date Month	Day	Year

19. Discrepancy Indication Space

20. Consignee

Printed/Typed Name	Signature	Date Month	Day	Year
Chad Sparks	Chad Sparks 1440 Opie	02	21	22

Table 3
Summary of Liquids Shipped to HCC
(December 21, 2021 - February 28, 2022)

Colonial Pipeline Company
2020-L1-SR2448
Huntersville, North Carolina

Date	Gallons	Manifest No.	Manifest Previously Provided
12/21/2020	5,490	10547	X
12/21/2020	4,792	10508	X
12/28/2020	3,200	8937	X
12/28/2020	5,500	8938	X
12/31/2020	4,545	10536	X
1/3/2021	5,500	10553	X
1/3/2021	5,906	10554	X
1/4/2021	3,400	10552	X
1/4/2021	4,100	11002	X
1/5/2021	5,906	11000	X
1/5/2021	2,800	11001	X
1/6/2021	2,699	10551	X
1/7/2021	4,545	11004	X
1/9/2021	5,704	10537	X
1/9/2021	3,888	8944	X
1/9/2021	2,140	8945	X
1/10/2021	2,693	10538	X
1/11/2021	3,911	8951	X
1/12/2021	4,669	8952	X
1/13/2021	5,598	10555	X
1/13/2021	5,500	10556	X
1/14/2021	5,208	8974	X
1/14/2021	5,342	8975	X
1/15/2021	4,243	8977	X
1/15/2021	2,809	8978	X
1/15/2021	5,490	11051	X
1/15/2021	2,950	11052	X
1/16/2021	2,700	11053	X
1/16/2021	3,593	11054	X
1/16/2021	3,800	11055	X
1/17/2021	3,600	8954	X
1/17/2021	2,700	8955	X
1/17/2021	3,600	8956	X
1/18/2021	2,700	8957	X
1/18/2021	4,233	8958	X
1/18/2021	3,390	8959	X
1/18/2021	4,128	8960	X
1/18/2021	2,160	11066	X

Table 3
Summary of Liquids Shipped to HCC
(December 21, 2021 - February 28, 2022)

Colonial Pipeline Company
2020-L1-SR2448
Huntersville, North Carolina

1/19/2021	3,788	8961	X
1/19/2021	4,243	8962	X
1/19/2021	3,783	8963	X
1/20/2021	2,500	8964	X
1/20/2021	3,800	8965	X
1/20/2021	4,315	8966	X
1/21/2020	2,772	8967	X
1/21/2021	4,416	8968	X
1/21/2021	3,868	8969	X
1/21/2021	3,011	8987	X
1/22/2021	4,372	8995	X
1/22/2021	3,822	8996	X
1/22/2021	2,717	8997	X
1/23/2021	4,473	8990	X
1/23/2021	2,763	8988	X
1/23/2021	3,515	8989	X
1/24/2021	4,512	8992	X
1/24/2021	2,801	8991	X
1/24/2021	3,927	8993	X
1/25/2021	4,233	8986	X
1/25/2021	3,692	8985	X
1/25/2021	3,528	11056	X
1/25/2021	2,835	8994	X
1/26/2021	2,500	11057	X
1/26/2021	3,696	9016	X
1/26/2021	4,224	9015	X
1/26/2021	5,800	8998	X
1/27/2021	4,320	8999	X
1/27/2021	3,620	9000	X
1/27/2021	4,224	9001	X
1/27/2021	3,840	9004	X
1/28/2021	3,936	9007	X
Total	**274,978**		

Table 4
Summary of Liquids Shipped to
Legacy
(January 01, 2021 - February 28, 2022)

Colonial Pipeline Company
2020-L1-SR2448
Huntersville, North Carolina

Date	Gallons	Manifest No.	Manifest Previously Provided
1/28/2021	3,654	9006	X
1/28/2021	4,224	9005	X
1/28/2021	1,974	9003	X
1/29/2021	4,224	9008	X
1/29/2021	3,696	9010	X
1/29/2021	3,840	9017	X
1/29/2021	2,142	9011	X
1/30/2021	2,900	9013	X
1/30/2021	3,360	9014	X
1/30/2021	3,614	9018	X
2/1/2021	2,400	9019	X
2/1/2021	3,612	9020	X
2/1/2021	2,268	9021	X
2/1/2021	2,814	9022	X
2/1/2021	3,696	9029	X
2/2/2021	3,696	8953	X
2/2/2021	2,772	8979	X
2/3/2021	3,612	9024	X
2/3/2021	2,989	9023	X
2/3/2021	2,940	9026	X
2/4/2021	2,520	9025	X
2/5/2021	3,150	9027	X
2/5/2021	3,150	9028	X
2/5/2021	2,800	7456	X
2/6/2021	3,360	9030	X
2/6/2021	2,772	9031	X
2/6/2021	2,700	9032	X
2/6/2021	3,696	9033	X
2/6/2021	2,562	9034	X
2/7/2021	4,176	9037	X
2/8/2021	2,800	9038	X
2/8/2021	3,698	9039	X
2/8/2021	3,654	9040	X
2/8/2021	2,600	9041	X
2/8/2021	3,780	9042	X
2/8/2021	4,100	9043	X
2/8/2021	3,486	9044	X

Table 4
Summary of Liquids Shipped to
Legacy
(January 01, 2021 - February 28, 2022)

Colonial Pipeline Company
2020-L1-SR2448
Huntersville, North Carolina

2/9/2021	3,698	9047	X
2/9/2021	2,458	9048	X
2/9/2021	2,127	9049	X
2/10/2021	3,363	9050	X
2/10/2021	3,948	9051	X
2/11/2021	3,444	9052	X
2/11/2021	3,649	9053	X
2/12/2021	3,531	9054	X
2/12/2021	1,342	9055	X
2/13/2021	3,574	9056	X
2/15/2021	3,532	9057	X
2/15/2021	3,532	9058	X
2/15/2021	3,535	9060	X
2/15/2021	3,740	9061	X
2/16/2021	3,532	9059	X
2/16/2021	3,573	9062	X
2/16/2021	2,287	9063	X
2/17/2021	3,589	9064	X
2/17/2021	3,490	9065	X
2/17/2021	3,552	9068	X
2/18/2021	3,381	9069	X
2/18/2021	3,377	9070	X
2/19/2021	3,364	9102	X
2/19/2021	2,700	9103	X
2/19/2021	2,550	9100	X
2/20/2021	3,368	9095	X
2/20/2021	3,175	9099	X
2/22/2021	3,368	9094	X
2/22/2021	3,360	9101	X
2/22/2021	2,142	9176	X
2/22/2021	3,384	9180	X
2/22/2021	2,880	9093	X
2/23/2021	2,730	9178	X
2/23/2021	2,746	9179	X
2/24/2021	3,048	9177	X
2/24/2021	2,801	9092	X
2/24/2021	2,976	9182	X
2/25/2021	2,625	9172	X
2/25/2021	1,848	9170	X
2/25/2021	2,491	9173	X
2/26/2021	2,428	9171	X

Table 4
Summary of Liquids Shipped to
Legacy
(January 01, 2021 - February 28, 2022)

Colonial Pipeline Company
2020-L1-SR2448
Huntersville, North Carolina

2/26/2021	3,048	9186	X
2/26/2021	2,667	9185	X
2/27/2021	3,048	9183	X
2/27/2021	3,024	9184	X
2/28/2021	2,684	9128	X
2/28/2021	3,600	9127	X
2/28/2021	2,552	9124	X
3/2/2021	2,616	9120	X
3/2/2021	3,029	9121	X
3/2/2021	2,600	9122	X
3/2/2021	2,928	9123	X
3/2/2021	2,579	9125	X
3/2/2021	3,178	9126	X
3/2/2021	2,592	9175	X
3/3/2021	2,933	9165	X
3/3/2021	2,918	9174	X
3/3/2021	2,012	9181	X
3/6/2021	3,331	9130	X
3/6/2021	3,360	9132	X
3/6/2021	2,534	9133	X
3/8/2021	2,478	9091	X
3/8/2021	2,470	9097	X
3/8/2021	2,731	9134	X
3/8/2021	2,688	9135	X
3/8/2021	2,894	9136	X
3/8/2021	3,600	9137	X
3/9/2021	2,736	9129	X
3/9/2021	2,520	9138	X
3/9/2021	3,600	9236	X
3/9/2021	2,000	9252	X
3/10/2021	2,602	9244	X
3/10/2021	2,680	9245	X
3/10/2021	2,562	9250	X
3/10/2021	2,698	9251	X
3/11/2021	2,604	9282	X
3/12/2021	2,928	9090	X
3/12/2021	2,671	9253	X
3/12/2021	2,976	9254	X
3/12/2021	2,579	9255	X
3/13/2021	2,604	9285	X
3/13/2021	2,784	9238	X

Table 4
Summary of Liquids Shipped to
Legacy
(January 01, 2021 - February 28, 2022)

Colonial Pipeline Company
2020-L1-SR2448
Huntersville, North Carolina

3/13/2021	3,595	9287	X
3/13/2021	3,360	9286	X
3/15/2021	3,024	9290	X
3/15/2021	3,096	9294	X
3/15/2021	2,962	9296	X
3/15/2021	3,062	9298	X
3/15/2021	2,938	9295	X
3/15/2021	3,024	9292	X
3/15/2021	3,024	9297	X
3/15/2021	3,158	9240	X
3/15/2021	2,658	9237	X
3/16/2021	3,096	9293	X
3/16/2021	3,005	9239	X
3/16/2021	3,254	9288	X
3/16/2021	3,081	9283	X
3/16/2021	3,000	9284	X
3/16/2021	2,870	9256	X
3/17/2021	3,072	9300	X
3/17/2021	2,976	9301	X
3/17/2021	3,120	9247	X
3/17/2021	3,240	8982	X
3/17/2021	3,019	8981	X
3/17/2021	3,086	9299	X
3/17/2021	2,990	9246	X
3/18/2021	3,149	9304	X
3/18/2021	3,124	9242	X
3/18/2021	3,216	9243	X
3/18/2021	2,952	9241	X
3/18/2021	2,976	9303	X
3/18/2021	3,038	9302	X
3/19/2021	3,216	9310	X
3/19/2021	3,058	9309	X
3/19/2021	2,909	9307	X
3/19/2021	3,000	9306	X
3/19/2021	3,034	9305	X
3/19/2021	3,009	8984	X
3/20/2021	3,158	9311	X
3/20/2021	3,178	9342	X
3/20/2021	3,264	9343	X
3/20/2021	3,168	9313	X
3/22/2021	3,062	9347	X

Table 4
Summary of Liquids Shipped to
Legacy
(January 01, 2021 - February 28, 2022)

Colonial Pipeline Company
2020-L1-SR2448
Huntersville, North Carolina

3/22/2021	2,890	9249	X
3/22/2021	2,990	9348	X
3/22/2021	3,120	9349	X
3/22/2021	3,115	9350	X
3/22/2021	3,139	9345	X
3/22/2021	3,220	9248	X
3/22/2021	3,125	9314	X
3/22/2021	3,024	9335	X
3/23/2021	3,045	9344	X
3/23/2021	3,120	9346	X
3/23/2021	3,254	9341	X
3/23/2021	3,269	9291	X
3/23/2021	2,899	9339	X
Total	**526,737**		

Table 5
Summary of Soil Shipped to Republic Services
(October 7, 2020 - February 28, 2022)

Colonial Pipeline Company
2020-L1-SR2448 Incident
Huntersville, North Carolina

Date	Truck No.	Load No.	Manifest No.	Tons	Manifest Previously Provided
10/7/2020	80	1	763626	20.64	X
10/7/2020	76	2	763625	12.67	X
10/7/2020	83	3	763624	18.6	X
10/7/2020	131	4	763623	22.68	X
10/7/2020	138	5	763622	22.18	X
10/7/2020	159	6	763621	22.1	X
10/7/2020	161	7	763620	16.22	X
10/7/2020	163	8	763619	21.29	X
10/7/2020	84	9	763618	21.87	X
10/7/2020	152	10	763617	20.6	X
10/8/2020	140	11	763616	23.31	X
10/8/2020	83	12	763615	19.6	X
10/8/2020	80	13	763614	20.55	X
10/8/2020	76	14	763613	13.15	X
10/8/2020	131	15	763612	23.02	X
10/8/2020	138	16	763611	23.34	X
10/8/2020	159	17	763610	23.07	X
10/8/2020	161	18	763609	19.21	X
10/8/2020	80	19	763608	19.69	X
10/8/2020	83	20	763607	20.2	X
10/8/2020	162	21	763606	23.64	X
10/8/2020	84	22	763605	12.05	X
10/8/2020	163	23	763604	25.21	X
10/8/2020	83	24	763603	21.84	X
10/8/2020	83	25	763602	23.85	X
10/8/2020	80	26	763601	20.07	X
10/8/2020	131	27	763600	22.92	X
10/8/2020	138	28	763599	22.84	X
10/8/2020	140	29	763598	23.26	X
10/8/2020	162	30	763597	24.74	X
10/8/2020	84	31	763596	21.81	X
10/8/2020	161	32	763595	18.15	X
10/8/2020	80	33	763594	23.42	X
10/8/2020	159	34	763593	23.37	X
10/8/2020	163	35	763592	26.12	X
10/8/2020	84	36	763591	21.45	X
10/8/2020	131	37	763590	24.03	X

Table 5
Summary of Soil Shipped to Republic Services
(October 7, 2020 - February 28, 2022)

Colonial Pipeline Company
2020-L1-SR2448 Incident
Huntersville, North Carolina

Date	Truck No.	Load No.	Manifest No.	Tons	Manifest Previously Provided
10/8/2020	138	38	763589	22.18	X
10/9/2020	83	39	763588	24.07	X
10/9/2020	80	40	763587	23.98	X
10/9/2020	80	41	763586	20.06	X
10/9/2020	162	42	763585	22.25	X
10/9/2020	131	43	763584	22.4	X
10/9/2020	161	44	763583	18.38	X
10/9/2020	84	45	763582	19.74	X
10/9/2020	159	46	763581	21.94	X
10/9/2020	140	47	763580	25.28	X
10/9/2020	83	48	763579	22.92	X
10/9/2020	163	49	763578	21.82	X
10/9/2020	80	50	765577	19.84	X
10/9/2020	138	51	763576	22.08	X
10/9/2020	83	52	763575	19.47	X
10/9/2020	131	53	763574	21.24	X
10/9/2020	162	54	763573	21.62	X
10/9/2020	140	55	763572	25.73	X
10/9/2020	84	56	763571	19.97	X
10/9/2020	161	57	763570	17.38	X
10/9/2020	163	58	763568	22.2	X
10/9/2020	80	59	763569	20.81	X
10/9/2020	159	60	763567	23.02	X
10/9/2020	83	61	763566	21.28	X
10/13/2020	159	62	763565	23.92	X
10/9/2020	80	63	763563	21.09	X
10/14/2020	131	64	763564	17.34	X
10/13/2020	163	65	763562	23.78	X
10/13/2020	138	66	763561	23.64	X
10/13/2020	76	67	763560	13.32	X
10/13/2020	131	68	763559	18.51	X
10/13/2020	162	69	763558	17.66	X
10/13/2020	80	70	763557	15.91	X
10/13/2020	84	71	763556	16.64	X
10/14/2020	84	72	763555	17.02	X
10/14/2020	159	73	763554	18.36	X
10/14/2020	162	74	763553	20.6	X

Table 5
Summary of Soil Shipped to Republic Services
(October 7, 2020 - February 28, 2022)

Colonial Pipeline Company
2020-L1-SR2448 Incident
Huntersville, North Carolina

Date	Truck No.	Load No.	Manifest No.	Tons	Manifest Previously Provided
10/14/2020	163	75	763552	20.63	X
10/14/2020	138	76	763551	16.65	X
10/14/2020	80	77	763550	19.29	X
10/14/2020	83	78	763549	18:57	X
10/13/2020	140	79	763548	22.7	X
10/14/2020	84	80	763547	19.59	X
10/14/2020	162	81	763546	21.53	X
10/14/2020	159	82	763545	20.11	X
10/14/2020	163	83	763528	19.57	X
10/14/2020	138	84	763529	20.27	X
10/14/2020	131	85	763530	20.79	X
10/14/2020	80	86	763531	16.14	X
10/14/2020	83	87	763532	19.68	X
10/14/2020	84	88	763533	22.43	X
10/14/2020	163	89	763534	20.38	X
10/14/2020	159	90	763535	23.01	X
10/14/2020	138	91	763536	18.62	X
10/15/2020	162	92	763537	21.45	X
10/15/2020	131	93	763538	25.29	X
10/15/2020	160	94	763539	22.34	X
10/15/2020	80	95	763540	17.31	X
10/15/2020	84	96	763541	22.81	X
10/15/2020	83	97	763542	21.78	X
10/15/2020	163	98	763543	25.06	X
10/15/2020	159	99	763544	20.1	X
10/15/2020	83	100	1041191	20.06	X
10/15/2020	84	101	1041192	20.18	X
10/15/2020	162	102	1041193	9.98	X
10/15/2020	138	103	1041194	19.84	X
10/15/2020	80	104	1041195	19.33	X
10/15/2020	84	105	1041196	23.51	X
10/15/2020	131	106	1041197	20.59	X
10/15/2020	160	107	1041198	21.17	X
10/16/2020	163	108	1041199	23.45	X
10/16/2020	148	109	1041200	23.54	X
10/16/2020	162	110	1041201	24.52	X
10/16/2020	131	111	1041202	24.79	X

Table 5
Summary of Soil Shipped to Republic Services
(October 7, 2020 - February 28, 2022)

Colonial Pipeline Company
2020-L1-SR2448 Incident
Huntersville, North Carolina

Date	Truck No.	Load No.	Manifest No.	Tons	Manifest Previously Provided
10/16/2020	80	112	1041203	13.55	X
10/16/2020	140	113	1041204	22.24	X
10/16/2020	160	114	1041205	22.85	X
10/16/2020	131	115	1041206	21.88	X
10/16/2020	83	116	1041207	19.6	X
10/16/2020	138	117	1041208	22.2	X
10/16/2020	162	118	1041209	23.01	X
10/16/2020	163	119	1041210	22.69	X
10/16/2020	160	120	1041211	23.28	X
10/16/2020	80	121	1041212	20.78	X
10/16/2020	140	122	1041213	23.99	X
10/16/2020	83	123	1041214	20.75	X
10/16/2020	138	124	1041215	22.93	X
10/16/2020	131	125	1041216	23.66	X
10/16/2020	84	126	1041217	21.2	X
10/15/2020	83	127	1041240	20.23	X
10/15/2020	83	128	1041239	20.25	X
10/15/2020	138	129	1041238	23.64	X
10/15/2020	162	130	1041237	22.27	X
10/16/2020	84	131	1041236	21.25	X
10/15/2020	80	132	1041235	20.05	X
10/15/2020	131	133	1041234	22.39	X
10/15/2020	160	134	1041233	21.69	X
10/15/2020	83	135	1041232	19.76	X
10/16/2020	138	136	1041231	21.88	X
10/16/2020	83	137	1041230	19.9	X
10/16/2020	163	138	1041229	22.39	X
10/16/2020	160	139	1041228	21.86	X
10/16/2020	80	140	1041227	19.81	X
10/16/2020	138	141	1041226	22.35	X
10/16/2020	140	142	1041225	23.29	X
10/17/2020	83	143	1041224	21.04	X
10/16/2020	83	144	1041223	21.55	X
10/17/2020	131	145	1041222	24.25	X
10/17/2020	84	146	1041221	22.42	X
10/17/2020	84	147	1041220	20.74	X
10/17/2020	163	148	1041219	22.37	X

Table 5
Summary of Soil Shipped to Republic Services
(October 7, 2020 - February 28, 2022)

Colonial Pipeline Company
2020-L1-SR2448 Incident
Huntersville, North Carolina

Date	Truck No.	Load No.	Manifest No.	Tons	Manifest Previously Provided
10/17/2020	159	149	1041218	23.09	X
10/17/2020	160	150	1042521	28.87	X
10/17/2020	138	151	1042522	17.61	X
10/17/2020	162	152	1042523	22.25	X
10/17/2020	131	153	1042524	23.74	X
10/17/2020	83	154	1042525	21.69	X
10/19/2020	160	155	1042526	22.93	X
10/19/2020	138	156	1042527	21.68	X
10/17/2020	84	157	1042528	22.51	X
10/19/2020	84	158	1042529	21.84	X
10/19/2020	84	159	1042530	21.4	X
10/19/2020	131	160	1042531	25.24	X
10/19/2020	160	161	1042532	23.97	X
10/19/2020	80	162	1042533	22.1	X
10/19/2020	148	163	1042534	25.18	X
10/19/2020	163	164	1042535	23	X
10/19/2020	162	165	1042536	24.93	X
10/19/2020	83	166	1042537	20.12	X
10/19/2020	83	167	1042538	20.78	X
10/19/2020	159	168	1042539	23.25	X
10/19/2020	138	169	1042540	24.46	X
10/19/2020	163	170	1042541	24.13	X
10/19/2020	162	171	1042542	24.68	X
10/19/2020	159	172	1042552	22.51	X
10/19/2020	148	173	1042550	24.25	X
10/19/2020	80	174	1042549	19.28	X
10/19/2020	83	175	1042548	21.09	X
10/19/2020	83	176	1042547	20.36	X
10/19/2020	84	177	1042544	17.22	X
10/19/2020	84	178	1042543	21.05	X
10/19/2020	138	179	1042553	22.15	X
10/19/2020	160	180	1042554	22.46	X
10/19/2020	162	181	1042555	22.78	X
10/19/2020	163	182	1042556	22.84	X
10/19/2020	159	183	1042557	21.94	X
10/19/2020	80	184	1042558	19.46	X
10/19/2020	148	185	1042559	22.35	X

Table 5
Summary of Soil Shipped to Republic Services
(October 7, 2020 - February 28, 2022)

Colonial Pipeline Company
2020-L1-SR2448 Incident
Huntersville, North Carolina

Date	Truck No.	Load No.	Manifest No.	Tons	Manifest Previously Provided
10/19/2020	138	186	1042569	19.52	X
10/19/2020	160	187	1042568	21.9	X
10/19/2020	80	188	1042566	20.21	X
10/20/2020	148	189	1042565	23.85	X
10/19/2020	83	190	1042564	21.15	X
10/19/2020	163	191	1042563	22.45	X
10/20/2020	138	192	1042562	21.32	X
10/27/2020	138	193	1042561	26.39	X
10/27/2020	80	194	1042560	17.99	X
10/27/2020	83	195	1042570	17.61	X
10/27/2020	159	196	1042571	15.69	X
10/27/2020	163	197	1042572	27.02	X
10/27/2020	152	198	1042573	15.26	X
10/27/2020	162	199	1042574	12.25	X
10/27/2020	160	200	1042575	23.35	X
10/27/2020	148	201	1042576	19.66	X
10/27/2020	138	202	1042577	21.4	X
10/27/2020	80	203	1042578	17.99	X
10/27/2020	148	204	1042580	26.34	X
10/27/2020	159	205	1042581	21.14	X
10/27/2020	163	206	1042582	21.3	X
10/27/2020	160	207	1042583	23.81	X
10/27/2020	162	208	1042584	25.04	X
10/27/2020	152	209	1042585	28.95	X
10/27/2020	138	210	1042586	24.03	X
10/27/2020	148	211	1042587	29.6	X
10/27/2020	80	212	1042588	19.2	X
10/27/2020	83	213	1042589	19	X
10/27/2020	159	214	1042590	26.14	X
10/27/2020	163	215	1042591	27.96	X
10/27/2020	84	216	1042546	19.06	X
10/27/2020	84	217	1042545	18.83	X
10/27/2020	162	218	1042567	19.53	X
10/28/2020	83	219	1042592	18.61	X
10/28/2020	160	220	1042593	27.25	X
10/28/2020	160	221	1042594	27.11	X
10/28/2020	84	222	1042595	18.07	X

Table 5
Summary of Soil Shipped to Republic Services
(October 7, 2020 - February 28, 2022)

Colonial Pipeline Company
2020-L1-SR2448 Incident
Huntersville, North Carolina

Date	Truck No.	Load No.	Manifest No.	Tons	Manifest Previously Provided
10/28/2020	152	223	1042596	22.3	X
10/28/2020	80	224	1042597	19.45	X
10/28/2020	83	225	1042598	17.21	X
10/28/2020	148	226	1042599	26.88	X
10/28/2020	162	227	1042600	23.87	X
10/28/2020	163	228	1042601	26.78	X
10/28/2020	159	229	1042602	25.38	X
10/28/2020	160	230	1042603	24.73	X
10/28/2020	138	231	1042604	22.53	X
10/28/2020	80	232	1042605	18.57	X
10/28/2020	152	233	1042606	23.96	X
10/28/2020	84	234	1042607	19.48	X
10/29/2020	83	235	1042609	20.85	X
10/28/2020	162	236	1042610	20.04	X
10/28/2020	159	237	1042611	25.07	X
10/28/2020	163	238	1042612	23.46	X
10/29/2020	160	239	1042613	21.31	X
10/28/2020	138	240	1042614	22.8	X
10/29/2020	80	241	1042608	18.98	X
10/28/2020	82	242	1042616	1.93	X
12/1/2020	D11	243	1042716	8.99	X
12/4/2020	D10	244	1042719	18.13	X
12/7/2020	D10	245	1042718	10.86	X
12/7/2020	D10	246	1042717	20.31	X
12/8/2020	D10	247	1042715	16.57	X
12/8/2020	D10	248	1042714	18.27	X
12/9/2020	D10	249	1042713	17.75	X
12/9/2020	D10	250	1042712	16.03	X
12/15/2020	D9	251	1042711	18.3	X
12/15/2020	D10	252	1042710	15.67	X
12/28/2020	BT21	253	1042709	16.15	X
12/28/2020	BT10	254	1042708	17.13	X
12/28/2020	BT16	255	1042707	15.99	X
12/28/2020	D10	256	1042706	20.54	X
12/28/2020	BT13	257	1042705	13.73	X
12/29/2020	D11	258	1042704	18.02	X
12/29/2020	KT10	259	1042703	12.93	X

Table 5
Summary of Soil Shipped to Republic Services
(October 7, 2020 - February 28, 2022)

Colonial Pipeline Company
2020-L1-SR2448 Incident
Huntersville, North Carolina

Date	Truck No.	Load No.	Manifest No.	Tons	Manifest Previously Provided
12/29/2020	2	260	1042702	14.71	X
12/29/2020	BT11	261	1042701	13.49	X
12/29/2020	D10	262	1042700	18.08	X
12/29/2020	D11	263	1042699	16.5	X
12/29/2020	2	264	1042698	10.74	X
12/29/2020	BT11	265	1042697	15.39	X
12/29/2020	D10	266	1042696	21.92	X
12/29/2020	KT10	267	1042695	13.95	X
12/29/2020	D11	268	1042694	21.82	X
12/29/2020	2	269	1042693	14.59	X
12/29/2020	BT11	270	1042692	14.15	X
12/29/2020	KT10	271	1042691	11.87	X
12/29/2020	BT16	272	1042690	18.83	X
12/29/2020	D10	273	1042689	21.27	X
12/29/2020	2	274	1042688	13.89	X
12/29/2020	11	275	1042687	21.74	X
12/29/2020	KT10	276	1042686	14.07	X
12/30/2020	BT16	277	1042685	20.84	X
12/30/2020	2	278	1042684	20.55	X
12/30/2020	D9	279	1042683	24.14	X
12/30/2020	KT12	280	1042682	18.19	X
12/30/2020	KT10	281	1042681	16.65	X
12/30/2020	D10	282	1042680	23.35	X
12/30/2020	D11	283	1042679	20.99	X
12/30/2020	BT16	284	1042678	19.04	X
12/30/2020	KT12	285	1042677	13.2	X
12/30/2020	KT10	286	1042676	11.66	X
12/30/2020	2	287	1042675	13.89	X
12/30/2020	9	288	1042674	20.15	X
12/30/2020	D11	289	1042673	18.64	X
12/30/2020	BT16	290	1042672	21.59	X
12/30/2020	D10	291	1042671	24.53	X
12/30/2020	2	292	1042670	15.86	X
12/30/2020	D9	293	1042669	23.36	X
12/30/2020	KT12	294	1042668	12.59	X
12/30/2020	KT10	295	1042667	9.69	X
12/30/2020	BT16	296	1042666	16.34	X

Table 5
Summary of Soil Shipped to Republic Services
(October 7, 2020 - February 28, 2022)

Colonial Pipeline Company
2020-L1-SR2448 Incident
Huntersville, North Carolina

Date	Truck No.	Load No.	Manifest No.	Tons	Manifest Previously Provided
12/30/2020	2	297	1042665	13.59	X
12/30/2020	D9	298	1042664	20.03	X
12/30/2020	D10	299	1042663	22.03	X
12/30/2020	D11	300	1042662	19.31	X
12/30/2020	D10	301	1042661	23.84	X
12/30/2020	2	302	1042660	14.77	X
12/30/2020	KT12	303	1042659	16.1	X
1/4/2021	BT16	304	1042658	16.82	X
1/4/2021	D10	305	1042657	19.44	X
1/4/2021	D11	306	1042656	19.72	X
1/4/2021	KT10	307	1042655	10.66	X
1/4/2020	KT11	308	1042654	16.17	X
1/4/2020	D9	309	1042653	18.7	X
1/4/2021	BT16	310	1042652	16.49	X
1/4/2021	D10	311	1042651	16.61	X
1/4/2021	--	312	1042650	17.59	X
1/4/2021	--	313	1042649	16.52	X
1/5/2021	10	314	1042648	9.29	X
1/5/2021	2	315	1042647	15.68	X
1/5/2021	BT17	316	1042646	22.03	X
1/5/2021	BT13	317	1042645	18.95	X
1/5/2021	D10	318	1042644	17.82	X
1/5/2021	--	319	1042643	20.29	X
1/5/2021	D11	320	1042642	23.23	X
1/5/2021	2	321	1042641	14.6	X
1/5/2021	BT17	322	1042640	19.55	X
1/5/2021	BT13	323	1042639	15.93	X
1/5/2021	KT10	324	1042638	15.22	X
1/5/2021	D11	325	1042637	12.39	X
1/5/2021	2	326	1042636	14.48	X
1/5/2021	D10	327	1042635	10.74	X
1/5/2021	D11	328	1042634	21.16	X
1/5/2021	BT17	329	1042633	18.47	X
1/5/2021	BT13	330	1042632	14.13	X
1/5/2021	KT10	331	1042631	11.83	X
1/5/2021	2	332	1042630	13.84	X
1/6/2021	D10	333	1042629	22.66	X

Table 5
Summary of Soil Shipped to Republic Services
(October 7, 2020 - February 28, 2022)

Colonial Pipeline Company
2020-L1-SR2448 Incident
Huntersville, North Carolina

Date	Truck No.	Load No.	Manifest No.	Tons	Manifest Previously Provided
1/6/2021	BT9	334	1042628	14.21	X
1/6/2021	D11	335	1042627	23.62	X
1/6/2021	KT10	336	1042626	8.52	X
1/6/2021	2	337	1042625	13.34	X
1/6/2021	BT19	338	1042624	11.17	X
1/6/2021	BPD5	339	1042623	16.84	X
1/6/2021	KT11	340	1042622	17.73	X
1/6/2021	D11	341	1042621	21.52	X
1/6/2021	BT9	342	1042722	16.39	X
1/6/2021	BT19	343	1042723	21.74	X
1/7/2021	KT10	344	1042724	13.94	X
1/7/2021	KT10	345	1042725	14.62	X
1/7/2021	KT12	346	1042726	12.39	X
1/7/2021	BPD5	347	1042727	17.02	X
1/7/2021	BT19	348	1042728	15.29	X
1/7/2021	D11	349	1042729	17.38	X
1/7/2021	D10	350	1042730	23.65	X
1/7/2021	2	351	1042731	13.53	X
1/7/2021	BPD5	352	1042732	17.74	X
1/7/2021	KT10	353	1042733	15.05	X
1/7/2021	BT19	354	1042734	16.24	X
1/7/2021	D11	355	1042735	15.15	X
1/7/2021	D10	356	1042736	19.04	X
1/7/2021	2	357	1042737	13.75	X
1/7/2021	KT10	358	1042738	12.09	X
1/7/2021	KT12	359	1042739	14.06	X
1/7/2021	BT19	360	1042740	15.63	X
1/7/2021	BPD5	361	1042741	17.08	X
1/7/2021	D11	362	1042742	19.1	X
1/7/2020	D10	363	1042743	21.91	X
1/11/2021	D9	364	1042744	21.5	X
1/11/2021	KT12	365	1042745	10.82	X
1/11/2021	KT10	366	1042746	10.56	X
1/11/2021	D11	367	1042747	15.66	X
1/11/2021	BT13	368	1042748	18.33	X
1/11/2021	D10	369	1042749	20.7	X
1/11/2021	BT19	370	1042750	14.83	X

Table 5
Summary of Soil Shipped to Republic Services
(October 7, 2020 - February 28, 2022)

Colonial Pipeline Company
2020-L1-SR2448 Incident
Huntersville, North Carolina

Date	Truck No.	Load No.	Manifest No.	Tons	Manifest Previously Provided
1/11/2021	BT19	371	1042751	18.47	X
1/11/2021	BT10	372	1042752	17.11	X
1/11/2021	D11	373	1042753	22.73	X
1/11/2021	D10	374	1042754	23.1	X
1/11/2021	BT19	375	1042755	18.94	X
1/11/2021	BT13	376	1042756	22.47	X
1/11/2021	D9	377	1042757	21.75	X
1/11/2021	BT9	378	1042758	13.9	X
1/11/2021	BT10	379	1042759	18.24	X
1/11/2021	D11	380	1042760	23.37	X
1/11/2021	KT12	381	1042761	12.93	X
1/11/2021	KT10	382	1042762	12.26	X
1/11/2021	D10	383	1042763	18.35	X
1/11/2021	BT13	384	1042764	21.29	X
1/11/2021	BT19	385	1042765	16.45	X
1/11/2021	D9	386	1042766	16.4	X
1/11/2021	KT12	387	1042767	15.97	X
1/11/2021	BT10	388	1042768	14.74	X
1/11/2021	KT10	389	1042769	20.18	X
1/11/2021	BT9	390	1042770	22.24	X
1/11/2021	D10	391	1042771	13.66	X
1/11/2021	KT12	392	1042772	13.66	X
1/12/2021	D9	393	1042773	19.74	X
1/12/2021	D11	394	1042774	18.7	X
1/12/2021	KT10	395	1042775	12.27	X
1/12/2021	D10	396	1042776	20.91	X
1/12/2021	D9	397	1042777	20.9	X
1/12/2021	D10	398	1042778	19.92	X
1/12/2021	D10	399	1042779	20.7	X
1/12/2021	KT10	400	1042780	12.11	X
1/12/2021	D9	401	1042781	22.22	X
1/12/2021	D10	402	1042782	21.13	X
1/12/2021	KT10	403	1042783	11.51	X
1/12/2021	D11	404	1042784	13.36	X
1/14/2021	D9	405	1042785	19.56	X
1/14/2021	D9	406	1042786	20.38	X
1/14/2021	D11	407	1042787	19.11	X

Table 5
Summary of Soil Shipped to Republic Services
(October 7, 2020 - February 28, 2022)

Colonial Pipeline Company
2020-L1-SR2448 Incident
Huntersville, North Carolina

Date	Truck No.	Load No.	Manifest No.	Tons	Manifest Previously Provided
1/14/2021	D10	408	1042788	20.06	X
1/14/2021	D11	409	1042789	23.14	X
1/14/2021	D9	410	1042790	19.92	X
1/14/2021	D9	411	1042791	20.78	X
1/14/2021	D9	412	1042792	19.3	X
1/14/2021	D11	413	1042793	23.15	X
1/14/2021	BT10	414	1042794	21.01	X
1/15/2021	D10	415	1042795	20.98	X
1/15/2021	BT9	416	1042796	17.74	X
1/15/2021	D9	417	1042797	21.16	X
1/15/2021	D11	418	1042798	20.85	X
1/15/2021	D10	419	1042799	19.74	X
1/15/2021	D11	420	1042800	22.07	X
1/15/2021	D9	421	1042801	21.46	X
1/15/2021	D10	422	1042802	18.59	X
1/15/2021	D11	423	1042803	22.76	X
1/15/2021	--	424	1042804	19.6	X
1/22/2021	163	425	1042822	26.58	X
1/22/2021	162	426	1042818	25.2	X
1/22/2021	148	427	1042819	31.13	X
1/22/2021	96	428	1042805	12.12	X
1/22/2021	--	429	1042817	19.66	X
1/22/2021	138	430	1042821	19.66	X
1/29/2021	--	431	1042822	20.06	X
1/29/2021	--	432	1042824	17.5	X
2/2/2021	96	433	1042823	17.5	X
2/8/2021	96	434	1042826	18.68	X
2/15/2021	96	435	1042827	14.08	X
2/24/2021	82	436	1042828	21.27	X
3/9/2021	96	437	1042829	13.22	X
3/15/2021	82	438	1042830	10.78	X
4/23/2021	96	439	1042831	9.03	X
5/10/2021	82	440	1042832	10.59	X
6/2/2021	96	441	1042812	9.89	X
6/24/2021	96	442	1042833	13.99	X
7/28/2021	96	443	1042834	6.46	X
8/4/2021	96	444	1042835	14.38	X

Table 5
Summary of Soil Shipped to Republic Services
(October 7, 2020 - February 28, 2022)

Colonial Pipeline Company
2020-L1-SR2448 Incident
Huntersville, North Carolina

Date	Truck No.	Load No.	Manifest No.	Tons	Manifest Previously Provided
8/18/2021	82	445	1042836	10.59	X
9/2/2021	96	446	1042837	9.97	X
9/17/2021	96	447	1042838	13.95	X
9/17/2021	96	445	1042839	12.31	X
10/20/2021	96	450	1042868	16.44	X
10/20/2021	96	451	1042869	17.34	X
12/6/2021	82	452	1042866	18.72	X
12/14/2021	82	453	1042864	8.43	X
12/27/2021	82	454	1042863	8.56	X
2/3/2022	96	455	1042861	13.73	
2/24/2022	--	456	1042860	17.57	
Total				**8,831**	

SITE

BFI/CMS LANDFILL 704-782-2004
5105 MOREHEAD RD CONCORD, NC 28025

CUSTOMER

100170
STAT INC
PO BOX 1443
LENOIR, NC 28645

Contract:50102012078
Generator:Colonial Pipeline Company

SITE	TICKET #	CELL
Y6	1863408	

WEIGHMASTER: Keri A.

DATE/TIME IN	DATE/TIME OUT
2/3/22 9:13 am	2/3/22 9:13 am

VEHICLE: stat96
CONTAINER: r1282
REFERENCE: 1042861
BILL OF LADING:

SCALE IN	GROSS WEIGHT	61,740	NET TONS	13.73	INBOUND
TARE OUT	TARE WEIGHT	34,280	NET WEIGHT	27,460	INVOICE

QTY.	UNIT	DESCRIPTION	RATE	EXTENSION	TAX	TOTAL
0.00	YD	Tracking QTY				
13.73	tn	SW-CONT SOIL-ALT DAILY Origin:MECKLENBURG 100% COVER				

HARD HATS AND SAFETY VEST ARE REQUIRED WHEN EXITING YOUR VEHICLE

WHILE IN THE LANDFILL. IF YOU DO NOT HAVE THESE ITEMS YOU MAY BORROW

A SET FROM THE SCALE HOUSE. THANK YOU.

The undersigned individual signing this document on behalf of Customer acknowledges that he or she has read and understands the terms and conditions on the reverse side and that he or she has the authority to sign this document on behalf of the customer.

NET AMOUNT
TENDERED
CHANGE
CHECK#

RS-F042UPR (04/19)

SIGNATURE _____

REPUBLIC SERVICES

Please print or type.

NON-HAZARDOUS WASTE MANIFEST

1042861

GENERATOR

1. Generator's US EPA ID Number | Manifest Document Number | 2. Page 1 of

3. Generator's Name and Mailing Address
CFC
PO BOX 67
Paw Creek, NC 28213
4. Phone ( )

5. Generating Location (if different)
Colonial Pipeline Company
14161 Hendersville-Concord Rd.
Paw Creek, NC 28072
6. Phone ( )

186 3408

7. Transporter #1 Company Name | 8. US EPA ID Number | 9. Transporter #1's Phone

10. Transporter #2 Company Name | 11. US EPA ID Number | 12. Transporter #2's Phone

13. Designated T/S/D Facility Name and Site Address
CMS Landfill 5105 Morehead Rd Concord, NC 28027

14. US EPA ID Number
704-262-6371

15. Facility's Phone

16. Waste Shipping Name and Description	17. Republic Services Approval # and Exp. Date	18. Containers No.	18. Containers Type	19. Total Quantity	20. Unit Wt/Vol
a. contaminated soil 5010-20-12078	3/17/2024			13.	73
b.				27	4/10
c.					

21. Additional Descriptions for Materials Listed Above

22. Special Handling Instructions and Additional Information
RR: STAT 100170

23. **GENERATOR'S CERTIFICATION:** I hereby certify that the above named material is not a hazardous waste as defined by 40 CFR 261 or any applicable state law, has been properly described, classified and packaged, and is in proper condition for transportation according to applicable regulations; AND, if this waste is a treatment residue of a previously restricted hazardous waste subject to the Land Disposal Restrictions. I certify and warrant that the waste has been treated in accordance with the requirements of 40 CFR 268 and is no longer a hazardous waste as defined by 40 CFR 261.

Printed/Typed Name: Curtis Gunter as Agent for Adam Harris | Signature | Month 2 | Day 3 | Year 22

TRANSPORTER

24. **Transporter #1:** Acknowledgement of Receipt of Materials

Printed/Typed Name: Chris Baum | Signature | Month 2 | Day 3 | Year 3

25. **Transporter #2:** Acknowledgement of Receipt of Materials

Printed/Typed Name | Signature | Month | Day | Year

T/S/D FACILITY

26. Discrepancy Indication Space
CMS LANDFILL 5105 MOREHEAD RD CONCORD, NC 28027 704-262-6371

27. **Facility Owner or Operator:** Certification of receipt of waste materials covered by this manifest (except as noted in Item 19)

Printed/Typed Name: Ken | Signature | Month 2 | Day 3 | Year 22

TRANSPORTER #2

REPUBLIC SERVICES

Please print or type.

NON-HAZARDOUS WASTE MANIFEST

1042860

GENERATOR

1. Generator's US EPA ID Number
Manifest Document Number
2. Page 1 of

3. Generator's Name and Mailing Address
CPC
PO BOX 87
Paw Creek, NC 28213
4. Phone ( )

5. Generating Location (if different)
Colonial Pipeline Company
14101 Harkerville-Concord Rd.
Paw Creek, NC 28078
6. Phone ( )

1808075

7. Transporter #1 Company Name
STAT INC.
8. US EPA ID Number
9. Transporter #1's Phone

10. Transporter #2 Company Name
11. US EPA ID Number
12. Transporter #2's Phone

13. Designated T/S/D Facility Name and Site Address
CMS Landfill 5105 Morehead Rd Concord, NC 28027
14. US EPA ID Number
704-262-6371
15. Facility's Phone

16. Waste Shipping Name and Description	17. Republic Services Approval # and Exp. Date	18. Containers No.	18. Containers Type	19. Total Quantity	20. Unit Wt/Vol
a. contaminated soil 5010-20-12078	07/7/2027			17	57
b.				35	140
c.					

21. Additional Descriptions for Materials Listed Above

22. Special Handling Instructions and Additional Information
MK STAT 100170

23. **GENERATOR'S CERTIFICATION:** I hereby certify that the above named material is not a hazardous waste as defined by 40 CFR 261 or any applicable state law, has been properly described, classified and packaged, and is in proper condition for transportation according to applicable regulations; AND, if this waste is a treatment residue of a previously restricted hazardous waste subject to the Land Disposal Restrictions. I certify and warrant that the waste has been treated in accordance with the requirements of 40 CFR 268 and is no longer a hazardous waste as defined by 40 CFR 261.

Printed/Typed Name: Tim Moyer for Adam Harris @ CPC
Signature: T. A. Moyer
Month 02 Day 24 Year 22

TRANSPORTER

24. **Transporter #1:** Acknowledgement of Receipt of Materials
Printed/Typed Name: Jared Hardin
Signature: [illegible]
Month 02 Day 24 Year 22

25. **Transporter #2:** Acknowledgement of Receipt of Materials
Printed/Typed Name
Signature
Month Day Year

T/S/D FACILITY

26. Discrepancy Indication Space
CMS LANDFILL 5105 MOREHEAD RD CONCORD, NC 28027 704-262-6371

27. **Facility Owner or Operator:** Certification of receipt of waste materials covered by this manifest (except as noted in Item 19)

Printed/Typed Name
Signature
Month 2 Day 24 Year 22

REV 04/19

TRANSPORTER #2

COM000033
RS-F15

Table 6
Summary of Liquids Shipped to
Aaron Oil
(September 12, 2020 - February 28, 2022)

Colonial Pipeline Company
2020-L1-SR2448
Huntersville, North Carolina

Date	Gallons	Bill of Lading No.	Manifest Previously Received
9/12/2020	5,191	154376	X
9/17/2020	3,497	154379	X
9/25/2020	4,911	154378	X
9/30/2020	5,333	155096	X
10/4/2020	2,450	154501	X
10/5/2020	4,873	154502	X
10/21/2020	5,200	147321	X
10/29/2020	5,000	155094	X
11/2/2020	5,363	154503	X
11/3/2020	5,500	154387	X
11/5/2021	5,300	155097	X
11/5/2020	4,755	155166	X
11/7/2020	5,000	155167	X
11/9/2021	5,500	155098	X
11/9/2020	5,000	155168	X
11/11/2020	5,000	155169	X
11/12/2021	5,000	155099	X
11/14/2020	5,000	155171	X
11/17/2020	5,224	155170	X
11/19/2020	5,286	155173	X
12/1/2020	5,130	155175	X
12/1/2020	5,500	154382	X
12/23/2020	5,191	155174	X
1/12/2021	2,500	155661	X
1/19/2021	5,000	155665	X
1/20/2021	5,000	155666	X
1/20/2021	5,400	155667	X
1/21/2021	5,000	155672	X
1/25/2021	5,500	155172	X
1/25/2021	5,254	155670	X
1/26/2021	4,050	155671	X
2/2/2021	5,000	155668	X
2/10/2020	5,000	155669	X
2/17/2021	7,700	155304	X
2/19/2021	5,000	155305	X
2/23/2021	5,000	155311	X
3/10/2021	2,500	155309	X
3/22/2021	2,800	155316	X
4/29/2021	2,700	155315	X

Table 6
Summary of Liquids Shipped to
Aaron Oil
(September 12, 2020 - February 28, 2022)

Colonial Pipeline Company
2020-L1-SR2448
Huntersville, North Carolina

Date	Gallons	Bill of Lading No.	Manifest Previously Received
9/24/2021	1,000	155319	X
9/28/2021	3,500	155320	X
9/30/2021	750	155321	X
Total	**192,858**		

Table 7
Summary of Liquids Shipped to MEI
(March 24, 2021 - February 28, 2022)

Colonial Pipeline Company
2020-L1-SR2448
Huntersville, North Carolina

Date	Gallons	Manifest No.	Manifest Previously Provided
3/24/2021	5,348	1	X
3/26/2021	5,538	5	X
3/26/2021	5,476	6	X
3/27/2021	5,481	7	X
3/27/2021	5,417	8	X
3/27/2021	5,538	9	X
3/29/2021	5,449	12	X
3/29/2021	5,480	13	X
3/29/2021	5,417	14	X
3/30/2021	5,480	15	X
3/30/2021	5,417	16	X
3/31/2021	5,417	17	X
3/31/2021	5,417	18	X
3/31/2021	5,417	19	X
4/1/2021	5,417	20	X
4/2/2021	5,417	21	X
4/3/2021	5,417	22	X
4/3/2021	5,482	23	X
4/5/2021	5,417	24	X
4/5/2021	5,417	25	X
4/5/2021	5,417	26	X
4/5/2021	5,417	27	X
4/5/2021	5,348	28	X
4/6/2021	5,417	29	X
4/6/2021	5,147	30	X
4/6/2021	5,417	31	X
4/7/2021	5,417	32	X
4/8/2021	5,417	33	X
4/8/2021	5,417	34	X
4/9/2021	5,195	35	X
4/9/2021	5,417	36	X
4/9/2021	5,417	37	X
4/9/2021	5,417	38	X
4/10/2021	5,417	39	X
4/10/2021	5,417	40	X
4/12/2021	5,417	41	X
4/12/2021	5,417	42	X
4/12/2021	5,417	43	X

Table 7
Summary of Liquids Shipped to MEI
(March 24, 2021 - February 28, 2022)

Colonial Pipeline Company
2020-L1-SR2448
Huntersville, North Carolina

4/12/2021	5,417	44	X
4/13/2021	5,417	45	X
4/13/2021	5,417	46	X
4/13/2021	5,023	47	X
4/14/2021	5,417	48	X
4/14/2021	5,417	49	X
4/15/2021	5,417	50	X
4/15/2021	5,417	51	X
4/15/2021	5,417	52	X
4/16/2021	5,417	53	X
4/16/2021	5,417	54	X
4/17/2021	5,412	55	X
4/17/2021	5,410	56	X
4/17/2021	5,417	57	X
4/19/2021	5,417	58	X
4/19/2021	5,348	59	X
4/19/2021	5,417	60	X
4/19/2021	5,417	61	X
4/20/2021	5,417	62	X
4/20/2021	5,417	63	X
4/21/2021	5,417	64	X
4/21/2021	5,481	65	X
4/21/2021	3,000	66	X
4/21/2021	5,417	67	X
4/21/2021	5,417	68	X
4/22/2021	5,417	69	X
4/22/2021	5,417	70	X
4/22/2021	5,417	71	X
4/22/2021	5,417	72	X
4/23/2021	5,481	73	X
4/23/2021	5,417	74	X
Total	**370,967**		

Table 8
Summary of Liquids Shipped to HCC
(March 24, 2021 - February 28, 2022)

Colonial Pipeline Company
2020-L1-SR2448
Huntersville, North Carolina

Date	Gallons	Manifest No.	Manifest Previously Provided
3/24/2021	5,111	2	X
3/25/2021	5,417	3	X
3/25/2021	4,977	4	X
3/29/2021	5,417	11	X
Total	**20,922**		

Table 9
Summary of Liquids Removed by Covanta
(April 23, 2021 - February 28, 2022)

Colonial Pipeline Company
2020-L1-SR2448
Huntersville, North Carolina

Date	Truck No.	Gallons	Manifest No.	Manifest Previously Provided
4/23/2021	--	5,024	139108	X
4/23/2021	--	5,259	139105	X
4/24/2021	--	5,125	139159	X
4/24/2021	--	5,076	139115	X
4/24/2021	--	5,125	139150	X
4/24/2021	--	5,022	139149	X
4/26/2021	--	4,964	139157	X
4/26/2021	--	5,010	139158	X
4/26/2021	--	5,020	139160	X
4/26/2021	--	5,084	139156	X
4/26/2021	--	5,029	139154	X
4/27/2021	--	5,024	139179	X
4/27/2021	--	5,180	139182	X
4/27/2021	--	5,122	139180	X
4/27/2021	--	4,847	139183	X
4/28/2021	--	5,173	139192	X
4/28/2021	--	5,129	139188	X
4/28/2021	--	5,175	139151	X
4/28/2021	--	5,300	139193	X
4/28/2021	--	4,664	139200	X
5/1/2021	--	5,156	139218	X
5/1/2021	--	5,141	139256	X
5/1/2021	--	4,832	139260	X
5/1/2021	--	5,118	139257	X
5/2/2021	--	5,050	139261	X
5/2/2021	--	5,300	139259	X
5/3/2021	--	5,209	139264	X
5/3/2021	--	5,000	139266	X
5/3/2021	--	5,213	139265	X
5/3/2021	--	4,456	139267	X
5/4/2021	--	5,055	139243	X
5/4/2021	--	5,048	139241	X
5/4/2021	--	4,412	139240	X
5/4/2021	--	5,036	139242	X
5/5/2021	--	5,041	139308	X
5/5/2021	--	5,141	139219	X
5/5/2021	--	5,029	139310	X
5/5/2021	--	5,096	139309	X

Table 9
Summary of Liquids Removed by Covanta
(April 23, 2021 - February 28, 2022)

Colonial Pipeline Company
2020-L1-SR2448
Huntersville, North Carolina

5/6/2021	--	4,854	139277	X
5/6/2021	--	5,022	139281	X
5/6/2021	--	4,894	139278	X
5/6/2021	--	4,981	139282	X
5/7/2021	--	4,993	139351	X
5/7/2021	--	4,993	139354	X
5/7/2021	--	5,000	139350	X
5/7/2021	--	3,552	139356	X
5/8/2021	--	4,964	139326	X
5/8/2021	--	5,074	139328	X
5/8/2021	--	5,026	139325	X
5/8/2021	--	4,995	139323	X
5/9/2021	--	4,857	139324	X
5/10/2021	--	4,926	139331	X
5/10/2021	--	4,993	139333	X
5/10/2021	--	4,993	139332	X
5/10/2021	--	4,832	139330	X
5/11/2021	--	5,062	139235	X
5/11/2021	--	4,842	139233	X
5/11/2021	--	4,966	139274	X
5/11/2021	--	5,072	139234	X
5/12/2021	--	5,082	139371	X
5/12/2021	--	5,022	139377	X
5/12/2021	--	4,175	139370	X
5/12/2021	--	4,899	139367	X
5/14/2021	--	5,125	139393	X
5/14/2021	--	5,125	139394	X
5/15/2021	--	5,019	138935	X
5/15/2021	--	5,125	138936	X
5/16/2021	--	5,125	138937	X
5/17/2021	--	5,125	138940	X
5/17/2021	--	5,076	138923	X
5/17/2021	--	5,125	138924	X
5/17/2021	--	5,076	138925	X
5/17/2021	--	5,019	138932	X
5/18/2021	--	5,019	138934	X
5/18/2021	--	5,076	138958	X
5/18/2021	--	5,019	138931	X
5/18/2021	--	5,076	138957	X
5/18/2021	--	5,125	138960	X
5/18/2021	--	5,125	138959	X

Table 9
Summary of Liquids Removed by Covanta
(April 23, 2021 - February 28, 2022)

Colonial Pipeline Company
2020-L1-SR2448
Huntersville, North Carolina

5/19/2021	--	5,125	138979	X
5/19/2021	--	5,076	138978	X
5/19/2021	--	5,025	138980	X
5/19/2021	--	5,076	138977	X
5/20/2021	--	5,125	138996	X
5/20/2021	--	5,076	138993	X
5/20/2021	--	5,076	139000	X
5/20/2021	--	5,125	138995	X
5/21/2021	--	5,125	151861	X
5/21/2021	--	5,125	151863	X
5/21/2021	--	3,727	151874	X
5/21/2021	--	5,076	151862	X
5/21/2021	--	5,019	151875	X
5/21/2021	--	5,076	138994	X
5/22/2021	--	4,800	139413	X
5/22/2021	--	5,076	151879	X
5/22/2021	--	5,010	151880	X
5/22/2021	--	5,019	151883	X
5/23/2021	--	5,019	151882	X
5/24/2021	--	5,019	151886	X
5/24/2021	--	5,076	139410	X
5/24/2021	--	5,076	151885	X
5/24/2021	--	4,570	139411	X
5/24/2021	--	5,010	151884	X
5/25/2021	--	5,076	139424	X
5/25/2021	--	5,125	151881	X
5/25/2021	--	5,076	139454	X
5/25/2021	--	5,125	139425	X
5/27/2021	--	5,125	139437	X
5/27/2021	--	5,076	139439	X
5/28/2021	--	5,125	139436	X
5/28/2021	--	5,076	139465	X
5/28/2021	--	5,125	139464	X
5/28/2021	--	5,076	139438	X
5/29/2021	--	5,082	139474	X
5/29/2021	--	5,000	139479	X
5/29/2021	--	5,000	139476	X
5/29/2021	--	5,082	139477	X
5/30/2021	--	5,125	139481	X
5/30/2021	--	4,799	139480	X
5/31/2021	--	5,125	139482	X

Table 9
Summary of Liquids Removed by Covanta
(April 23, 2021 - February 28, 2022)

Colonial Pipeline Company
2020-L1-SR2448
Huntersville, North Carolina

5/31/2021	--	5,125	139483	X
5/31/2021	--	5,076	139486	X
5/31/2021	--	5,125	139431	X
5/31/2021	--	5,124	139430	X
6/1/2021	--	5,125	139429	X
6/1/2021	--	5,076	139487	X
6/1/2021	--	5,076	139489	X
6/1/2021	--	4,355	139488	X
6/2/2021	--	5,076	139533	X
6/2/2021	--	5,125	139508	X
6/2/2021	--	5,076	139507	X
6/2/2021	--	4,870	139534	X
6/3/2021	--	5,125	139518	X
6/3/2021	--	4,863	139516	X
6/3/2021	--	5,125	139521	X
6/3/2021	--	5,076	139519	X
6/4/2021	--	5,076	139504	X
6/4/2021	--	3,973	139501	X
6/4/2021	--	5,076	139503	X
6/4/2021	--	5,125	139502	X
6/5/2021	--	5,125	139550	X
6/5/2021	--	5,010	139553	X
6/5/2021	--	4,863	139549	X
6/5/2021	--	5,125	139551	X
6/6/2021	--	5,019	139548	X
6/6/2021	--	5,019	139547	X
6/7/2021	--	5,076	139543	X
6/7/2021	--	5,125	139541	X
6/7/2021	--	5,076	139562	X
6/7/2021	--	5,125	139542	X
6/8/2021	--	5,076	139579	X
6/8/2021	--	5,125	139577	X
6/8/2021	--	5,125	139576	X
6/8/2021	--	5,076	139578	X
6/10/2021	--	5,076	139825	X
6/10/2021	--	4,725	139824	X
6/10/2021	--	5,125	139823	X
6/11/2021	--	5,076	139627	X
6/11/2021	--	5,076	139628	X
6/11/2021	--	5,125	139822	X
6/11/2021	--	5,125	139900	X

Table 9
Summary of Liquids Removed by Covanta
(April 23, 2021 - February 28, 2022)

Colonial Pipeline Company
2020-L1-SR2448
Huntersville, North Carolina

6/12/2021	--	5,010	139896	X
6/12/2021	--	5,000	139893	X
6/12/2021	--	5,076	139898	X
6/12/2021	--	5,000	139895	X
6/13/2021	--	5,124	139891	X
6/13/2021	--	5,125	139892	X
6/14/2021	--	5,076	139884	X
6/14/2021	--	5,125	139881	X
6/14/2021	--	5,076	139882	X
6/14/2021	--	5,100	139897	X
6/14/2021	--	4,775	139814	X
6/15/2021	--	5,076	139809	X
6/15/2021	--	5,125	139646	X
6/15/2021	--	4,526	139644	X
6/16/2021	--	5,125	139640	X
6/16/2021	--	5,076	139638	X
6/16/2021	--	5,125	139641	X
6/17/2021	--	5,125	139613	X
6/17/2021	--	5,076	139807	X
6/17/2021	--	5,125	139621	X
6/17/2021	--	5,076	139808	X
6/18/2021	--	5,076	139639	X
6/18/2021	--	5,125	139688	X
6/18/2021	--	4,600	139689	X
6/18/2021	--	5,076	139690	X
6/19/2021	--	5,125	139710	X
6/19/2021	--	4,411	139679	X
6/19/2021	--	5,000	139681	X
6/20/2021	--	5,019	139709	X
6/20/2021	--	5,019	139708	X
6/21/2021	--	5,076	139707	X
6/21/2021	--	5,125	139705	X
6/21/2021	--	5,200	139706	X
6/22/2021	--	5,076	139727	X
6/22/2021	--	5,125	139726	X
6/22/2021	--	5,125	139729	X
6/22/2021	--	5,076	139724	X
6/23/2021	--	5,076	139787	X
6/23/2021	--	5,125	139789	X
6/23/2021	--	5,076	139788	X
6/23/2021	--	5,125	139790	X

Table 9
Summary of Liquids Removed by Covanta
(April 23, 2021 - February 28, 2022)

Colonial Pipeline Company
2020-L1-SR2448
Huntersville, North Carolina

6/24/2021	--	5,125	139802	X
6/24/2021	--	5,076	139800	X
6/24/2021	--	5,125	139803	X
6/24/2021	--	5,076	139801	X
6/25/2021	--	5,125	138380	X
6/25/2021	--	5,076	138379	X
6/25/2021	--	5,125	138381	X
6/25/2021	--	5,076	138378	X
6/25/2021	--	5,125	138385	X
6/26/2021	--	5,000	138391	X
6/26/2021	--	5,076	138390	X
6/26/2021	--	5,000	138393	X
6/26/2021	--	5,000	138392	X
6/27/2021	--	5,125	138395	X
6/27/2021	--	5,125	138396	X
6/28/2021	--	5,076	139806	X
6/28/2021	--	5,076	138366	X
6/28/2021	--	5,125	138365	X
6/28/2021	--	5,125	138364	X
6/28/2021	--	5,000	138394	X
6/29/2021	--	5,125	138324	X
6/29/2021	--	5,076	138322	X
6/29/2021	--	5,200	138323	X
6/29/2021	--	5,125	138325	X
6/30/2021	--	5,125	138341	X
6/30/2021	--	5,076	138339	X
6/30/2021	--	5,076	138340	X
6/30/2021	--	5,125	138342	X
7/2/2021	--	5,076	138331	X
7/2/2021	--	5,125	139784	X
7/2/2021	--	5,200	138332	X
7/3/2021	--	5,120	138244	X
7/3/2021	--	5,125	138247	X
7/3/2021	--	5,120	138242	X
7/4/2021	--	5,125	138240	X
7/4/2021	--	5,125	138243	X
7/5/2021	--	5,076	138239	X
7/5/2021	--	5,125	138236	X
7/5/2021	--	5,000	138237	X
7/5/2021	--	5,125	138238	X
7/5/2021	--	5,076	138241	X

Table 9
Summary of Liquids Removed by Covanta
(April 23, 2021 - February 28, 2022)

Colonial Pipeline Company
2020-L1-SR2448
Huntersville, North Carolina

7/6/2021	--	5,125	138235	X
7/6/2021	--	5,076	138234	X
7/6/2021	--	5,076	138203	X
7/6/2021	--	5,125	138233	X
7/7/2021	--	5,076	138205	X
7/7/2021	--	5,125	138207	X
7/7/2021	--	4,900	138204	X
7/7/2021	--	4,725	138206	X
7/8/2021	--	5,125	138219	X
7/8/2021	--	5,125	138222	X
7/8/2021	--	5,125	138217	X
7/8/2021	--	5,125	138218	X
7/9/2021	--	5,125	138224	X
7/9/2021	--	5,076	138229	X
7/9/2021	--	5,125	138228	X
7/9/2021	--	4,960	138198	X
7/10/2021	--	5,125	138133	X
7/10/2021	--	5,125	138118	X
7/10/2021	--	5,000	138134	X
7/10/2021	--	5,125	138132	X
7/11/2021	--	5,124	138136	X
7/11/2021	--	5,125	138135	X
7/12/2021	--	5,125	138148	X
7/12/2021	--	5,019	138147	X
7/12/2021	--	5,125	138146	X
7/12/2021	--	5,019	138149	X
7/13/2021	--	5,125	138129	X
7/13/2021	--	5,076	138126	X
7/13/2021	--	5,125	138130	X
7/13/2021	--	5,076	138113	X
7/15/2021	--	5,125	138054	X
7/15/2021	--	5,076	138091	X
7/15/2021	--	5,125	138053	X
7/16/2021	--	5,125	138041	X
7/16/2021	--	5,124	138038	X
7/16/2021	--	5,125	138042	X
7/16/2021	--	5,124	138040	X
7/17/2021	--	5,125	138044	X
7/17/2021	--	5,100	138045	X
7/17/2021	--	5,125	138043	X
7/17/2021	--	5,125	138046	X

Table 9
Summary of Liquids Removed by Covanta
(April 23, 2021 - February 28, 2022)

Colonial Pipeline Company
2020-L1-SR2448
Huntersville, North Carolina

7/18/2021	--	5,000	138048	X
7/18/2021	--	5,019	138047	X
7/18/2021	--	5,125	138049	X
7/19/2021	--	5,000	137995	X
7/19/2021	--	5,125	138028	X
7/19/2021	--	5,125	137990	X
7/19/2021	--	5,125	138009	X
7/19/2021	--	5,125	138010	X
7/20/2021	--	5,125	137987	X
7/20/2021	--	5,076	138007	X
7/20/2021	--	5,125	138000	X
7/20/2021	--	5,125	137998	X
7/20/2021	--	5,000	137968	X
7/21/2021	--	5,125	137969	X
7/21/2021	--	5,076	137967	X
7/21/2021	--	5,125	137971	X
7/21/2021	--	5,076	137970	X
7/22/2021	--	5,076	137920	X
7/22/2021	--	5,125	137922	X
7/22/2021	--	5,125	137927	X
7/22/2021	--	5,076	137923	X
7/22/2021	--	5,125	137925	X
7/22/2021	--	5,125	137926	X
7/23/2021	--	5,076	137957	X
7/23/2021	--	5,125	138900	X
7/23/2021	--	5,076	137954	X
7/23/2021	--	5,125	137956	X
7/24/2021	--	5,125	138888	X
7/24/2021	--	5,076	138890	X
7/24/2021	--	5,125	138887	X
7/24/2021	--	5,125	138889	X
7/24/2021	--	5,076	138891	X
7/25/2021	--	5,010	138868	X
7/25/2021	--	5,124	138885	X
7/25/2021	--	5,124	138886	X
7/25/2021	--	5,000	138871	X
7/26/2021	--	5,076	138870	X
7/26/2021	--	5,125	138872	X
7/26/2021	--	5,076	138873	X
7/26/2021	--	5,125	138875	X
7/27/2021	--	5,125	138846	X

Table 9
Summary of Liquids Removed by Covanta
(April 23, 2021 - February 28, 2022)

Colonial Pipeline Company
2020-L1-SR2448
Huntersville, North Carolina

7/27/2021	--	5,076	138848	X
7/27/2021	--	5,125	138849	X
7/27/2021	--	5,076	138850	X
7/28/2021	--	5,125	138820	X
7/28/2021	--	5,076	138816	X
7/29/2021	--	5,125	138832	X
7/29/2021	--	5,076	138830	X
7/29/2021	--	5,076	138833	X
7/29/2021	--	5,125	138835	X
7/30/2021	--	5,076	138721	X
7/30/2021	--	5,125	138723	X
7/30/2021	--	5,125	138729	X
7/30/2021	--	5,076	138722	X
7/31/2021	--	5,000	138691	X
7/31/2021	--	5,076	138689	X
7/31/2021	--	5,125	138690	X
7/31/2021	--	5,000	138688	X
7/31/2021	--	5,076	138686	X
8/1/2021	--	5,019	138692	X
8/1/2021	--	5,125	138693	X
8/1/2021	--	5,124	138699	X
8/2/2021	--	5,125	138694	X
8/2/2021	--	5,076	138697	X
8/2/2021	--	5,019	138696	X
8/2/2021	--	5,125	138703	X
8/2/2021	--	5,076	138700	X
8/2/2021	--	5,019	138702	X
8/3/2021	--	5,076	138737	X
8/3/2021	--	5,125	138740	X
8/3/2021	--	5,125	138648	X
8/3/2021	--	5,076	138738	X
8/3/2021	--	5,125	138649	X
8/3/2021	--	5,125	138651	X
8/4/2021	--	5,076	138665	X
8/4/2021	--	5,125	138660	X
8/4/2021	--	5,125	138661	X
8/4/2021	--	5,076	138658	X
8/4/2021	--	5,125	138663	X
8/4/2021	--	5,125	138662	X
8/5/2021	--	5,076	138590	X
8/5/2021	--	5,000	138587	X

Table 9
Summary of Liquids Removed by Covanta
(April 23, 2021 - February 28, 2022)

Colonial Pipeline Company
2020-L1-SR2448
Huntersville, North Carolina

8/5/2021	--	5,125	138585	X
8/5/2021	--	5,076	138589	X
8/5/2021	--	5,000	138584	X
8/5/2021	--	5,125	138582	X
8/6/2021	--	5,076	138677	X
8/6/2021	--	5,125	138675	X
8/6/2021	--	5,125	138670	X
8/6/2021	--	5,076	138674	X
8/6/2021	--	5,125	138673	X
8/7/2021	--	4,900	138569	X
8/7/2021	--	5,125	138565	X
8/7/2021	--	5,000	138567	X
8/7/2021	--	5,076	138570	X
8/8/2021	--	5,125	138573	X
8/8/2021	--	5,125	138574	X
8/8/2021	--	5,125	138571	X
8/9/2021	--	5,125	138532	X
8/9/2021	--	5,076	138557	X
8/9/2021	--	5,125	138559	X
8/9/2021	--	5,076	138560	X
8/9/2021	--	4,850	138562	X
8/10/2021	--	5,125	138546	X
8/11/2021	--	5,125	138470	X
8/11/2021	--	5,125	138462	X
8/12/2021	--	5,076	138474	X
8/12/2021	--	5,125	138493	X
8/12/2021	--	5,076	138475	X
8/12/2021	--	5,125	138492	X
8/13/2021	--	5,076	138407	X
8/13/2021	--	5,125	138472	X
8/13/2021	--	5,076	138408	X
8/13/2021	--	5,125	138473	X
8/14/2021	--	5,000	138419	X
8/14/2021	--	5,076	138418	X
8/14/2021	--	5,125	138422	X
8/14/2021	--	5,000	138423	X
8/15/2021	--	5,125	138421	X
8/15/2021	--	5,125	138410	X
8/15/2021	--	5,124	138420	X
8/15/2021	--	5,124	138409	X
8/16/2021	--	5,125	138435	X

Table 9
Summary of Liquids Removed by Covanta
(April 23, 2021 - February 28, 2022)

Colonial Pipeline Company
2020-L1-SR2448
Huntersville, North Carolina

8/16/2021	--	5,125	138437	X
8/16/2021	--	5,000	138440	X
8/16/2021	--	5,125	138436	X
8/16/2021	--	5,125	138438	X
8/16/2021	--	4,570	138439	X
8/17/2021	--	5,076	138444	X
8/17/2021	--	5,125	138548	X
8/17/2021	--	5,125	138446	X
8/17/2021	--	5,076	138445	X
8/18/2021	--	5,125	221090	X
8/18/2021	--	5,076	221085	X
8/18/2021	--	5,125	221087	X
8/18/2021	--	5,076	138424	X
8/19/2021	--	5,000	221388	X
8/19/2021	--	5,076	221092	X
8/19/2021	--	5,125	221094	X
8/19/2021	--	5,076	221093	X
8/19/2021	--	5,125	221386	X
8/20/2021	--	5,076	221392	X
8/20/2021	--	5,125	221394	X
8/20/2021	--	5,125	221395	X
8/20/2021	--	5,076	221492	X
8/20/2021	--	5,125	221493	X
8/21/2021	--	5,000	221521	X
8/21/2021	--	5,125	221519	X
8/21/2021	--	5,000	221522	X
8/21/2021	--	5,125	221523	X
8/22/2021	--	5,076	221527	X
8/22/2021	--	5,125	221531	X
8/22/2021	--	5,076	222244	X
8/22/2021	--	5,125	222245	X
8/23/2021	--	5,076	221863	X
8/23/2021	--	5,125	50221864	X
8/23/2021	--	5,125	56222025	X
8/23/2021	--	5,125	50222024	X
8/23/2021	--	5,076	221867	X
8/23/2021	--	5,125	50221866	X
8/24/2021	--	5,076	221895	X
8/24/2021	--	5,125	222414	X
8/24/2021	--	5,125	221899	X
8/24/2021	--	5,076	221896	X

Table 9
Summary of Liquids Removed by Covanta
(April 23, 2021 - February 28, 2022)

Colonial Pipeline Company
2020-L1-SR2448
Huntersville, North Carolina

8/24/2021	--	5,125	222412	X
8/24/2021	--	5,125	221898	X
8/25/2021	--	5,125	221904	X
8/25/2021	--	5,125	221902	X
8/25/2021	--	5,125	221903	X
8/25/2021	--	5,125	221900	X
8/27/2021	--	5,000	222194	X
8/27/2021	--	5,125	222193	X
8/27/2021	--	5,125	222191	X
8/27/2021	--	5,076	222188	X
8/28/2021	--	5,125	222198	X
8/28/2021	--	5,125	222200	X
8/28/2021	--	5,125	222204	X
8/28/2021	--	5,125	222199	X
8/28/2021	--	5,020	222912	X
8/29/2021	--	5,000	222211	X
8/29/2021	--	5,000	222214	X
8/29/2021	--	5,000	223793	X
8/29/2021	--	5,000	22239792	X
8/29/2021	--	5,000	222917	X
8/29/2021	--	5,125	223815	X
8/30/2021	--	5,125	224025	X
8/30/2021	--	5,125	224026	X
8/30/2021	--	5,076	224027	X
8/30/2021	--	5,125	222914	X
8/30/2021	--	5,125	222901	X
8/30/2021	--	5,076	223848	X
8/31/2021	--	5,076	223127	X
8/31/2021	--	5,125	223134	X
8/31/2021	--	5,076	223132	X
8/31/2021	--	5,125	223135	X
8/31/2021	--	5,000	224042	X
8/31/2021	--	5,000	223165	X
9/1/2021	34	5,125	140425	X
9/1/2021	60	5,125	140423	X
9/1/2021	18	5,076	140421	X
9/1/2021	--	5,125	140422	X
9/1/2021	18	5,076	140420	X
9/2/2021	34	5,125	140436	X
9/2/2021	--	5,012	140434	X
9/2/2021	18	5,076	140433	X

Table 9
Summary of Liquids Removed by Covanta
(April 23, 2021 - February 28, 2022)

Colonial Pipeline Company
2020-L1-SR2448
Huntersville, North Carolina

9/2/2021	34	5,125	140437	X
9/2/2021	--	5,125	140435	X
9/2/2021	18	5,076	140432	X
9/3/2021	34	5,125	140442	X
9/3/2021	--	5,125	140440	X
9/3/2021	18	5,076	140438	X
9/3/2021	18	5,125	140441	X
9/3/2021	--	5,125	140443	X
9/3/2021	34	5,125	140445	X
9/4/2021	18	5,125	140401	X
9/4/2021	--	5,120	140457	X
9/4/2021	18	5,125	140405	X
9/4/2021	--	5,125	140403	X
9/5/2021	60	5,125	140455	X
9/5/2021	60	5,125	140404	X
9/5/2021	33	5,124	140407	X
9/5/2021	33	5,124	140406	X
9/6/2021	34	5,125	140551	X
9/6/2021	18	5,125	140458	X
9/6/2021	60	5,125	140553	X
9/6/2021	34	5,125	140552	X
9/6/2021	18	5,125	140461	X
9/6/2021	60	5,125	140554	X
9/7/2021	18	5,076	140413	X
9/7/2021	60	5,125	140415	X
9/7/2021	34	5,125	140418	X
9/7/2021	18	5,076	140412	X
9/7/2021	60	5,125	140414	X
9/8/2021	18	4,800	140540	X
9/8/2021	60	5,125	140576	X
9/8/2021	18	5,125	140541	X
9/8/2021	34	5,125	140573	X
9/8/2021	60	5,125	140542	X
9/9/2021	--	5,125	140563	X
9/9/2021	18	5,125	140565	X
9/9/2021	34	5,125	140568	X
9/9/2021	60	5,125	140564	X
9/9/2021	18	5,125	140562	X
9/10/2021	18	5,076	140556	X
9/10/2021	--	4,910	140578	X
9/10/2021	34	5,125	140582	X

Table 9
Summary of Liquids Removed by Covanta
(April 23, 2021 - February 28, 2022)

Colonial Pipeline Company
2020-L1-SR2448
Huntersville, North Carolina

9/10/2021	18	5,076	140555	X
9/10/2021	60	5,125	140579	X
9/11/2021	34	5,125	140604	X
9/11/2021	60	5,125	140602	X
9/11/2021	34	5,125	140605	X
9/11/2021	60	5,000	140603	X
9/12/2021	18	5,076	140625	X
9/12/2021	--	5,000	140606	X
9/12/2021	18	5,076	140622	X
9/12/2021	--	5,125	140624	X
9/13/2021	--	5,125	140614	X
9/13/2021	34	5,125	140621	X
9/13/2021	60	5,125	140615	X
9/13/2021	18	5,076	140613	X
9/13/2021	18	5,076	140612	X
9/13/2021	34	5,125	140623	X
9/14/2021	--	5,125	140720	X
9/14/2021	18	5,076	140580	X
9/14/2021	18	5,076	140719	X
9/14/2021	34	5,125	140722	X
9/14/2021	--	5,125	140721	X
9/14/2021	34	4,200	140723	X
9/15/2021	18	5,076	140729	X
9/15/2021	--	5,125	140731	X
9/15/2021	34	5,125	140763	X
9/15/2021	--	5,125	140730	X
9/17/2021	34	5,125	140769	X
9/17/2021	34	5,125	140768	X
9/17/2021	--	4,850	140767	X
9/17/2021	--	5,125	140597	X
9/18/2021	34	5,125	140772	X
9/18/2021	--	5,125	140775	X
9/18/2021	34	5,125	140770	X
9/18/2021	--	5,125	140773	X
9/19/2021	34	5,124	140778	X
9/19/2021	60	5,125	140776	X
9/19/2021	60	5,125	140743	X
9/19/2021	34	5,124	140779	X
9/20/2021	34	5,125	140793	X
9/20/2021	--	5,125	140790	X
9/20/2021	18	5,076	140784	X

Table 9
Summary of Liquids Removed by Covanta
(April 23, 2021 - February 28, 2022)

Colonial Pipeline Company
2020-L1-SR2448
Huntersville, North Carolina

9/20/2021	34	5,125	140791	X
9/20/2021	--	5,125	140788	X
9/20/2021	18	5,076	140783	X
9/21/2021	34	5,125	140808	X
9/21/2021	--	5,125	140805	X
9/21/2021	18	5,076	140807	X
9/21/2021	18	5,076	140806	X
9/21/2021	--	5,125	140809	X
9/21/2021	34	5,125	140811	X
9/22/2021	60	5,125	140830	X
9/22/2021	18	5,076	140826	X
9/22/2021	34	5,125	140832	X
9/22/2021	18	5,076	140831	X
9/22/2021	60	5,125	140833	X
9/24/2021	--	5,125	140869	X
9/24/2021	18	5,076	140862	X
9/24/2021	18	5,076	140867	X
9/24/2021	--	5,125	140868	X
9/25/2021	60	5,125	140881	X
9/25/2021	33	5,000	140883	X
9/25/2021	60	5,125	140900	X
9/25/2021	33	5,000	140880	X
9/26/2021	60	5,125	140898	X
9/26/2021	18	5,076	140899	X
9/26/2021	60	5,125	140871	X
9/26/2021	18	5,076	140897	X
9/27/2021	18	5,076	140884	X
9/27/2021	60	5,125	140886	X
9/27/2021	--	5,000	140888	X
9/27/2021	--	5,125	140890	X
9/27/2021	18	5,076	140887	X
9/27/2021	60	5,125	140889	X
9/28/2021	34	5,125	139920	X
9/28/2021	18	5,076	139922	X
9/28/2021	60	5,125	140870	X
9/28/2021	60	5,125	139924	X
9/28/2021	34	5,125	139921	X
9/28/2021	18	5,125	139923	X
9/29/2021	18	5,076	139967	X
9/29/2021	60	5,125	139965	X
9/29/2021	34	5,125	139963	X

Table 9
Summary of Liquids Removed by Covanta
(April 23, 2021 - February 28, 2022)

Colonial Pipeline Company
2020-L1-SR2448
Huntersville, North Carolina

9/29/2021	34	5,125	139962	X
9/29/2021	18	4,700	139966	X
9/29/2021	60	5,125	139964	X
9/30/2021	34	5,125	139946	X
9/30/2021	60	5,125	139948	X
9/30/2021	18	5,076	139950	X
9/30/2021	34	5,125	139947	X
9/30/2021	60	5,125	139949	X
9/30/2021	18	5,076	139951	X
10/1/2021	60	5,125	139992	X
10/1/2021	18	5,076	139973	X
10/1/2021	34	5,125	139996	X
10/1/2021	60	5,125	139991	X
10/1/2021	18	5,076	139972	X
10/1/2021	34	5,125	139993	X
10/2/2021	34	5,125	140025	X
10/2/2021	--	5,125	140026	X
10/2/2021	--	5,125	140028	X
10/2/2021	34	5,125	140027	X
10/3/2021	34	5,125	140032	X
10/3/2021	60	5,125	140031	X
10/3/2021	34	5,125	140030	X
10/3/2021	60	5,125	140029	X
10/4/2021	60	5,125	139999	X
10/4/2021	34	5,125	140019	X
10/4/2021	60	5,125	140005	X
10/4/2021	18	5,125	139998	X
10/4/2021	18	5,125	140037	X
10/4/2021	34	5,125	140036	X
10/5/2021	18	5,125	140010	X
10/5/2021	60	5,125	140011	X
10/5/2021	34	5,125	140007	X
10/5/2021	18	5,125	140008	X
10/5/2021	60	5,125	140009	X
10/5/2021	34	5,125	140006	X
10/6/2021	34	5,125	140072	X
10/6/2021	60	5,125	140062	X
10/6/2021	18	5,125	140074	X
10/6/2021	34	5,125	140071	X
10/6/2021	17	5,125	140061	X
10/7/2021	18	5,076	140048	X

Table 9
Summary of Liquids Removed by Covanta
(April 23, 2021 - February 28, 2022)

Colonial Pipeline Company
2020-L1-SR2448
Huntersville, North Carolina

10/7/2021	34	5,125	140044	X
10/7/2021	18	5,125	140047	X
10/7/2021	60	5,125	140046	X
10/7/2021	60	5,125	140045	X
10/8/2021	18	5,135	140170	X
10/8/2021	34	5,125	140166	X
10/8/2021	60	5,125	140167	X
10/8/2021	33	5,135	140169	X
10/8/2021	60	5,125	140168	X
10/9/2021	33	5,000	140160	X
10/9/2021	34	5,125	140158	X
10/9/2021	33	5,000	140161	X
10/9/2021	34	5,125	140159	X
10/10/2021	60	5,124	140155	X
10/10/2021	60	5,124	140154	X
10/10/2021	18	5,125	140156	X
10/10/2021	18	4,700	140157	X
10/11/2021	34	5,125	140179	X
10/11/2021	60	5,125	140181	X
10/11/2021	18	5,125	140182	X
10/11/2021	34	5,125	140180	X
10/11/2021	60	5,125	140183	X
10/11/2021	18	5,125	140153	X
10/12/2021	18	4,800	140197	X
10/12/2021	34	5,125	140201	X
10/12/2021	60	5,125	140203	X
10/12/2021	18	5,125	140199	X
10/13/2021	60	5,125	140218	X
10/13/2021	18	5,125	140224	X
10/13/2021	34	5,125	140221	X
10/13/2021	60	5,125	140223	X
10/14/2021	34	5,125	140192	X
10/14/2021	60	5,125	140194	X
10/14/2021	34	5,125	140190	X
10/14/2021	60	5,125	140214	X
10/15/2021	34	5,125	140239	X
10/15/2021	60	5,125	140235	X
10/15/2021	34	5,125	140261	X
10/15/2021	60	5,125	140237	X
10/15/2021	60	5,125	140240	X
10/16/2021	60	5,000	140355	X

Table 9
Summary of Liquids Removed by Covanta
(April 23, 2021 - February 28, 2022)

Colonial Pipeline Company
2020-L1-SR2448
Huntersville, North Carolina

10/16/2021	33	4,800	140354	X
10/16/2021	60	5,000	140356	X
10/17/2021	60	5,125	140351	X
10/17/2021	34	5,125	140350	X
10/17/2021	60	5,125	140352	X
10/17/2021	34	5,125	140349	X
10/18/2021	34	5,125	140340	X
10/18/2021	60	5,125	140343	X
10/18/2021	34	5,125	140338	X
10/18/2021	60	5,125	140342	X
10/18/2021	34	5,125	140336	X
10/19/2021	60	5,125	140319	X
10/19/2021	34	5,125	140357	X
10/19/2021	60	5,015	140318	X
10/19/2021	34	5,125	140383	X
10/20/2021	60	5,125	140370	X
10/20/2021	18	5,125	140375	X
10/20/2021	18	5,125	140372	X
10/20/2021	60	5,125	140368	X
10/21/2021	18	5,125	140399	X
10/21/2021	18	4,500	141423	X
10/21/2021	60	5,125	141403	X
10/21/2021	18	5,076	141402	X
10/21/2021	60	5,125	140393	X
10/22/2021	60	5,125	141431	X
10/22/2021	18	5,076	141430	X
10/22/2021	60	5,125	141433	X
10/22/2021	18	5,076	141407	X
10/23/2021	33	4,700	141468	X
10/23/2021	34	5,125	141469	X
10/23/2021	33	5,000	141471	X
10/23/2021	34	5,125	141470	X
10/24/2021	34	5,124	141466	X
10/24/2021	18	5,125	141465	X
10/24/2021	34	5,124	141467	X
10/24/2021	18	5,125	141464	X
10/25/2021	18	4,500	141452	X
10/25/2021	60	5,125	141453	X
10/25/2021	60	5,125	140397	X
10/25/2021	18	5,125	140215	X
10/26/2021	60	5,125	141455	X

Table 9
Summary of Liquids Removed by Covanta
(April 23, 2021 - February 28, 2022)

Colonial Pipeline Company
2020-L1-SR2448
Huntersville, North Carolina

10/26/2021	60	5,125	141444	X
10/26/2021	18	4,500	141443	X
10/26/2021	18	5,076	141442	X
10/28/2021	18	5,125	140367	X
10/29/2021	60	5,125	140921	X
10/29/2021	18	5,125	140919	X
10/29/2021	18	5,125	140920	X
10/29/2021	18	5,125	141439	X
10/29/2021	60	5,125	140923	X
10/29/2021	60	5,125	140924	X
10/30/2021	34	5,125	140927	X
10/30/2021	33	5,125	140926	X
10/30/2021	34	5,125	140928	X
10/30/2021	33	5,000	140925	X
10/31/2021	33	5,125	141576	X
10/31/2021	60	5,125	141575	X
10/31/2021	33	5,125	141577	X
10/31/2021	60	5,125	140929	X
11/1/2021	18	5,125	141559	X
11/1/2021	60	5,125	141557	X
11/1/2021	18	5,125	141560	X
11/1/2021	33	5,125	141558	X
11/1/2021	18	5,076	141562	X
11/2/2021	60	5,125	141571	X
11/2/2021	18	5,125	141572	X
11/2/2021	18	4,900	140956	X
11/2/2021	60	5,125	140955	X
11/3/2021	18	5,125	140951	X
11/4/2021	18	5,179	141570	X
11/4/2021	60	5,125	140935	X
11/4/2021	18	5,125	140957	X
11/4/2021	60	5,125	141561	X
11/4/2021	18	5,179	141421	X
11/5/2021	34	5,125	140983	X
11/5/2021	60	5,125	140981	X
11/5/2021	60	5,125	140980	X
11/5/2021	34	5,125	140982	X
11/5/2021	60	5,125	140978	X
11/5/2021	34	5,125	140979	X
11/6/2021	18	5,076	140353	X
11/6/2021	34	5,125	140970	X

Table 9
Summary of Liquids Removed by Covanta
(April 23, 2021 - February 28, 2022)

Colonial Pipeline Company
2020-L1-SR2448
Huntersville, North Carolina

11/6/2021	60	5,125	140968	X
11/6/2021	18	5,125	140971	X
11/6/2021	34	5,125	140969	X
11/6/2021	60	5,125	140967	X
11/7/2021	18	5,076	140966	X
11/7/2021	60	5,125	141044	X
11/7/2021	34	5,124	140964	X
11/7/2021	18	5,076	140965	X
11/7/2021	60	5,125	141045	X
11/7/2021	34	5,125	140963	X
11/8/2021	60	5,125	140953	X
11/8/2021	18	5,125	140962	X
11/8/2021	60	5,125	140950	X
11/8/2021	18	5,125	140961	X
11/8/2021	60	5,125	140946	X
11/8/2021	18	4,800	140960	X
11/9/2021	18	5,179	141035	X
11/9/2021	60	5,125	141033	X
11/9/2021	18	5,125	141034	X
11/9/2021	60	5,125	141032	X
11/9/2021	18	5,076	141030	X
11/11/2021	60	5,125	141002	X
11/11/2021	18	5,125	141003	X
11/11/2021	60	5,125	141007	X
11/11/2021	18	5,125	141006	X
11/12/2021	18	5,125	141076	X
11/12/2021	60	5,125	141077	X
11/12/2021	18	5,125	141086	X
11/12/2021	60	5,125	141087	X
11/12/2021	18	5,125	141085	X
11/12/2021	60	5,125	141084	X
11/13/2021	60	5,135	141064	X
11/13/2021	34	5,125	141066	X
11/13/2021	60	5,135	141063	X
11/13/2021	34	5,125	141065	X
11/14/2021	60	5,125	141062	X
11/14/2021	34	5,124	141059	X
11/14/2021	60	5,125	141061	X
11/14/2021	18	5,125	141024	X
11/14/2021	34	5,124	141060	X
11/15/2021	60	5,125	141019	X

Table 9
Summary of Liquids Removed by Covanta
(April 23, 2021 - February 28, 2022)

Colonial Pipeline Company
2020-L1-SR2448
Huntersville, North Carolina

11/15/2021	18	5,125	141020	X
11/15/2021	60	5,125	141022	X
11/15/2021	18	5,125	141021	X
11/15/2021	60	5,125	141023	X
11/15/2021	18	5,125	140949	X
11/16/2021	18	5,125	141175	X
11/16/2021	60	5,125	141177	X
11/16/2021	18	5,125	141004	X
11/16/2021	60	5,125	141176	X
11/16/2021	18	5,076	141005	X
11/16/2021	60	5,125	141174	X
11/17/2021	18	5,125	141192	X
11/17/2021	60	5,125	141196	X
11/17/2021	18	5,179	141194	X
11/17/2021	60	5,125	141195	X
11/17/2021	18	5,179	141191	X
11/17/2021	60	5,125	141193	X
11/18/2021	18	5,125	141256	X
11/18/2021	60	5,125	141258	X
11/18/2021	18	5,125	141257	X
11/18/2021	60	5,125	141259	X
11/18/2021	18	5,125	141260	X
11/18/2021	60	5,125	141261	X
11/19/2021	18	5,125	141228	X
11/19/2021	60	5,135	141050	X
11/19/2021	60	5,135	141053	X
11/19/2021	18	5,125	141212	X
11/19/2021	60	5,135	141051	X
11/19/2021	18	5,125	141052	X
11/20/2021	34	5,125	141237	X
11/20/2021	60	5,125	141230	X
11/20/2021	1004	5,180	141231	X
11/20/2021	34	5,125	141238	X
11/20/2021	43	5,125	141229	X
11/21/2021	18	5,125	141234	X
11/21/2021	1004	5,200	141239	X
11/21/2021	34	5,124	141236	X
11/21/2021	18	5,179	141233	X
11/21/2021	34	5,124	141235	X
11/22/2021	18	5,179	141253	X
11/22/2021	60	5,135	141223	X

Table 9
Summary of Liquids Removed by Covanta
(April 23, 2021 - February 28, 2022)

Colonial Pipeline Company
2020-L1-SR2448
Huntersville, North Carolina

11/22/2021	18	5,179	141224	X
11/22/2021	60	5,135	141222	X
11/22/2021	60	2,500	141252	X
11/22/2021	18	5,179	141251	X
11/22/2021	60	5,019	245322	X
11/23/2021	18	5,179	141325	X
11/23/2021	18	5,179	141324	X
11/23/2021	60	5,125	141327	X
11/23/2021	60	5,150	141326	X
11/23/2021	18	5,179	141242	X
11/23/2021	60	5,125	141232	X
11/24/2021	18	5,179	141341	X
11/24/2021	60	5,125	141346	X
11/24/2021	18	5,179	141344	X
11/24/2021	60	5,125	141343	X
11/24/2021	18	5,179	141342	X
11/24/2021	60	5,125	141345	X
11/25/2021	18	5,179	141337	X
11/25/2021	60	5,125	141334	X
11/25/2021	60	5,000	141335	X
11/25/2021	60	5,125	141354	X
11/25/2021	18	5,179	141336	X
11/25/2021	34	5,125	141290	X
11/26/2021	33	5,125	141287	X
11/26/2021	18	4,800	141286	X
11/26/2021	34	5,125	141289	X
11/26/2021	33	5,125	141284	X
11/26/2021	34	3,300	141288	X
11/26/2021	18	5,200	141285	X
11/27/2021	33	5,019	141283	X
11/27/2021	34	5,125	141281	X
11/27/2021	34	5,125	141300	X
11/27/2021	33	5,019	141282	X
11/28/2021	18	5,076	141389	X
11/28/2021	33	5,000	141295	X
11/28/2021	60	5,125	141299	X
11/28/2021	18	5,076	141390	X
11/28/2021	33	5,000	141297	X
11/28/2021	60	5,125	141298	X
11/29/2021	18	5,076	141220	X
11/29/2021	18	5,076	141219	X

Table 9
Summary of Liquids Removed by Covanta
(April 23, 2021 - February 28, 2022)

Colonial Pipeline Company
2020-L1-SR2448
Huntersville, North Carolina

11/29/2021	60	5,125	141218	X
11/29/2021	60	5,125	141217	X
11/29/2021	18	5,125	141293	X
11/29/2021	60	5,125	141292	X
12/1/2021	18	5,125	141394	X
12/1/2021	60	5,125	141357	X
12/1/2021	60	5,125	141361	X
12/1/2021	18	5,179	141362	X
12/2/2021	34	5,125	141360	X
12/2/2021	60	5,125	141381	X
12/2/2021	34	5,125	141379	
12/2/2021	34	5,125	141380	X
12/3/2021	60	5,125	141359	
12/3/2021	18	5,076	141301	X
12/3/2021	18	5,076	141378	X
12/3/2021	60	5,125	141302	X
12/3/2021	18	5,179	141304	X
12/3/2021	60	5,125	141303	X
12/4/2021	34	5,125	141276	X
12/4/2021	60	5,125	141278	X
12/4/2021	34	5,125	141275	X
12/4/2021	60	5,125	141277	X
12/5/2021	60	5,124	141274	X
12/5/2021	18	5,076	141272	X
12/5/2021	60	5,124	141273	X
12/5/2021	18	5,076	141271	X
12/6/2021	60	5,125	141667	X
12/6/2021	18	5,076	141374	X
12/6/2021	60	5,125	141669	X
12/6/2021	18	4,900	141668	X
12/6/2021	18	5,076	141670	X
12/6/2021	60	5,125	141671	X
12/7/2021	18	4,700	141679	X
12/7/2021	60	5,125	141680	X
12/7/2021	60	5,125	141681	X
12/7/2021	18	4,800	141682	X
12/7/2021	60	5,125	141683	X
12/7/2021	18	5,076	141684	X
12/8/2021	18	5,125	141710	X
12/8/2021	18	5,125	141712	X
12/8/2021	60	5,125	141709	X

Table 9
Summary of Liquids Removed by Covanta
(April 23, 2021 - February 28, 2022)

Colonial Pipeline Company
2020-L1-SR2448
Huntersville, North Carolina

12/8/2021	60	5,125	141711	X
12/8/2021	18	5,125	141708	X
12/8/2021	60	5,125	141707	X
12/9/2021	18	5,125	141715	X
12/9/2021	18	5,125	141718	X
12/9/2021	60	5,125	141716	X
12/9/2021	18	4,800	141713	X
12/9/2021	60	5,125	141717	X
12/9/2021	60	4,850	141714	X
12/10/2021	18	5,076	141739	X
12/10/2021	60	5,125	141737	X
12/10/2021	18	5,125	141740	X
12/10/2021	60	5,125	141738	X
12/11/2021	33	5,125	141743	X
12/11/2021	60	5,000	141741	X
12/11/2021	60	5,000	141742	X
12/11/2021	33	5,125	141744	X
12/12/2021	34	5,124	141757	X
12/12/2021	60	5,125	141745	X
12/12/2021	34	5,124	141758	X
12/12/2021	60	5,125	141746	X
12/13/2021	18	5,125	141765	X
12/13/2021	60	5,125	141771	X
12/13/2021	33	5,125	141769	X
12/13/2021	18	5,125	141766	X
12/13/2021	60	5,125	141770	X
12/13/2021	33	5,125	141772	X
12/14/2021	60	5,125	141747	X
12/14/2021	33	5,125	141782	X
12/14/2021	60	5,125	141781	X
12/14/2021	33	5,125	141780	X
12/14/2021	60	5,125	141779	X
12/15/2021	18	5,076	141866	X
12/15/2021	60	5,125	141867	X
12/15/2021	18	5,076	141748	X
12/15/2021	18	5,076	141865	X
12/15/2021	60	5,125	141868	X
12/15/2021	60	3,973	141864	X
12/16/2021	18	5,076	141841	X
12/16/2021	60	5,125	141880	X
12/16/2021	60	4,700	141878	X

Table 9
Summary of Liquids Removed by Covanta
(April 23, 2021 - February 28, 2022)

Colonial Pipeline Company
2020-L1-SR2448
Huntersville, North Carolina

12/16/2021	18	5,076	141879	X
12/17/2021	33	5,125	141845	X
12/17/2021	60	5,125	141847	X
12/17/2021	33	5,125	141846	X
12/17/2021	60	5,125	141844	X
12/17/2021	60	5,125	141843	X
12/18/2021	33	5,000	141830	X
12/18/2021	33	4,800	141831	X
12/18/2021	18	5,000	141833	X
12/18/2021	18	4,800	141832	X
12/19/2021	60	4,910	141834	X
12/19/2021	34	5,124	141836	X
12/19/2021	34	5,124	141837	X
12/19/2021	60	5,000	141835	X
12/20/2021	18	5,179	141839	X
12/20/2021	33	5,125	141824	X
12/20/2021	33	5,125	141806	X
12/20/2021	18	5,125	141827	X
12/20/2021	18	5,179	141842	X
12/20/2021	33	5,125	141825	X
12/21/2021	18	5,125	141887	X
12/21/2021	33	5,125	141886	X
12/21/2021	18	5,125	141885	X
12/21/2021	33	5,125	141888	X
12/21/2021	18	5,125	141883	X
12/21/2021	33	5,125	141884	X
12/22/2021	33	5,125	141810	X
12/22/2021	18	5,125	141815	X
12/22/2021	33	5,125	141814	X
12/22/2021	18	5,179	141816	X
12/22/2021	18	5,179	141897	X
12/23/2021	18	5,125	141813	X
12/23/2021	60	5,125	152302	X
12/23/2021	60	5,125	152301	X
12/23/2021	18	5,076	152308	X
12/24/2021	60	5,125	S0251989	X
12/24/2021	18	5,076	S0251990	X
12/24/2021	60	5,125	S0251993	X
12/24/2021	18	5,076	S0251974	X
12/26/2021	33	5,000	S0251997	X
12/26/2021	--	5,125	S0251998	X

Table 9
Summary of Liquids Removed by Covanta
(April 23, 2021 - February 28, 2022)

Colonial Pipeline Company
2020-L1-SR2448
Huntersville, North Carolina

12/26/2021	33	5,000	S0251995	X
12/26/2021	--	5,125	S0251996	X
12/27/2021	18	5,076	S0252307	X
12/27/2021	60	5,125	S0252304	X
12/27/2021	18	5,200	S0252301	X
12/27/2021	60	5,125	S0252305	X
12/29/2021	18	5,200	50252314	X
12/29/2021	18	5,100	143913	X
12/29/2021	60	5,125	152300	X
12/29/2021	18	5,200	143914	X
12/29/2021	60	5,125	143912	X
12/30/2021	18	5,125	143929	X
12/30/2021	60	5,125	143930	X
12/30/2021	18	5,200	143932	X
12/30/2021	18	5,200	143933	X
12/30/2021	60	5,125	143931	X
12/31/2021	18	5,125	143936	X
12/31/2021	60	5,125	143938	X
12/31/2021	33	5,125	143940	X
12/31/2021	18	5,076	143937	X
12/31/2021	60	5,125	143939	X
1/1/2022	34	5,125	143944	X
1/1/2022	60	5,125	143942	X
1/1/2022	34	5,125	143945	X
1/1/2022	60	5,125	143943	X
1/2/2022	60	5,125	143948	X
1/2/2022	33	5,000	143946	X
1/2/2022	33	5,000	143947	X
1/2/2022	60	5,125	143949	X
1/3/2022	34	5,125	143960	X
1/3/2022	60	5,125	143963	X
1/3/2022	18	5,125	143964	X
1/3/2022	34	5,125	143959	X
1/3/2022	18	5,125	143961	X
1/3/2022	60	5,125	143962	X
1/4/2022	60	5,125	143976	X
1/4/2022	34	5,125	143974	X
1/4/2022	60	5,125	143977	X
1/4/2022	34	5,125	143978	X
1/4/2022	60	5,125	143975	X
1/4/2022	34	5,125	143973	X

Table 9
Summary of Liquids Removed by Covanta
(April 23, 2021 - February 28, 2022)

Colonial Pipeline Company
2020-L1-SR2448
Huntersville, North Carolina

1/5/2022	60	5,125	142784	X
1/5/2022	34	5,125	142781	X
1/5/2022	60	5,125	142783	X
1/5/2022	34	5,125	142782	X
1/5/2022	60	5,125	142780	X
1/5/2022	34	5,125	142779	X
1/6/2022	60	5,125	142794	X
1/6/2022	34	5,125	142793	X
1/6/2022	60	5,125	142792	X
1/6/2022	34	5,125	142795	X
1/6/2022	60	5,125	142791	X
1/6/2022	34	5,125	142790	X
1/7/2022	18	5,125	142806	X
1/7/2022	60	5,125	142809	X
1/7/2022	33	5,124	142805	X
1/7/2022	60	5,125	143941	X
1/7/2022	18	5,076	142808	X
1/8/2022	33	5,000	142766	X
1/8/2022	34	5,125	142767	X
1/8/2022	33	5,000	142764	X
1/8/2022	34	5,125	142765	X
1/9/2022	18	5,076	142763	X
1/9/2022	33	5,124	142761	X
1/9/2022	18	5,125	142760	X
1/9/2022	33	5,124	142762	X
1/10/2022	60	5,125	142776	X
1/10/2022	34	5,125	142843	X
1/10/2022	60	5,125	142844	X
1/10/2022	34	5,125	142845	X
1/10/2022	34	5,125	142754	X
1/10/2022	60	5,125	142753	X
1/11/2022	60	5,125	142820	X
1/11/2022	34	5,125	142817	X
1/11/2022	60	5,125	142819	X
1/11/2022	34	5,125	142818	X
1/11/2022	60	5,125	142816	X
1/11/2022	34	5,125	142815	X
1/12/2022	60	5,125	142829	X
1/12/2022	33	5,125	142828	X
1/12/2022	60	5,125	142825	X
1/12/2022	33	5,125	142826	X

Table 9
Summary of Liquids Removed by Covanta
(April 23, 2021 - February 28, 2022)

Colonial Pipeline Company
2020-L1-SR2448
Huntersville, North Carolina

1/12/2022	60	5,125	142827	X
1/12/2022	33	5,125	142830	X
1/13/2022	60	5,125	142855	X
1/13/2022	36	5,125	142853	X
1/13/2022	60	5,125	142854	X
1/13/2022	34	5,125	142856	X
1/13/2022	60	5,125	142852	X
1/14/2022	60	5,125	142129	X
1/14/2022	34	5,125	142131	X
1/14/2022	60	5,215	142130	X
1/14/2022	34	5,125	142126	X
1/14/2022	60	5,125	142127	X
1/15/2022	33	5,125	142116	X
1/15/2022	60	3,500	142119	X
1/19/2022	18	5,000	142097	X
1/19/2022	18	5,076	142095	X
1/19/2022	18	5,000	142096	X
1/19/2022	18	5,000	142376	X
1/20/2022	34	5,125	142041	X
1/20/2022	34	3,603	142384	X
1/20/2022	33	5,125	142068	X
1/23/2022	33	5,125	142065	X
1/23/2022	34	5,000	142149	X
1/23/2022	18	4,800	142399	X
1/24/2022	33	5,125	142076	X
1/24/2022	34	5,125	142075	X
1/24/2022	34	5,125	142077	X
1/24/2022	34	5,125	142072	X
1/24/2022	33	5,125	142069	X
1/25/2022	33	5,125	142088	X
1/25/2022	34	5,125	142087	X
1/25/2022	33	5,125	142089	X
1/25/2022	34	5,125	142090	X
1/25/2022	33	5,125	142085	X
1/25/2022	34	5,125	142086	X
1/26/2022	34	5,125	142035	X
1/26/2022	60	5,125	142034	X
1/26/2022	60	5,125	142036	X
1/26/2022	34	5,125	142033	X
1/26/2022	60	5,125	142026	X
1/26/2022	34	5,125	142027	X

Table 9
Summary of Liquids Removed by Covanta
(April 23, 2021 - February 28, 2022)

Colonial Pipeline Company
2020-L1-SR2448
Huntersville, North Carolina

1/30/2022	34	5,124	142367	X
1/30/2022	60	4,650	142369	X
1/30/2022	34	5,124	142366	X
1/30/2022	60	5,125	142368	X
1/31/2022	60	5,125	142372	X
1/31/2022	60	5,125	141901	X
1/31/2022	34	5,125	142371	X
1/31/2022	34	5,125	142370	X
1/31/2022	34	5,125	142373	X
2/1/2022	34	5,125	141910	
2/1/2022	60	5,125	141912	
2/1/2022	34	5,125	141914	
2/1/2022	60	5,125	141911	
2/1/2022	34	5,125	141908	
2/2/2022	60	5,125	142715	
2/2/2022	34	5,125	141929	
2/2/2022	34	5,125	142717	
2/2/2022	60	5,125	142716	
2/3/2022	60	5,125	142734	
2/3/2022	34	5,125	141913	
2/3/2022	60	5,125	142732	
2/3/2022	34	5,125	142733	
2/3/2022	34	5,125	142718	
2/4/2022	60	5,125	142739	
2/4/2022	34	5,125	142741	
2/4/2022	60	5,125	142738	
2/4/2022	34	5,125	142737	
2/4/2022	34	5,125	142742	
2/4/2022	60	5,125	142740	
2/5/2022	60	4,800	141935	
2/5/2022	33	5,125	141934	
2/5/2022	60	4,800	141936	
2/5/2022	33	5,125	141930	
2/6/2022	34	5,124	142259	
2/6/2022	34	5,124	141940	
2/6/2022	60	5,000	141938	
2/6/2022	60	5,125	142257	
2/7/2022	34	5,125	142265	
2/7/2022	60	5,125	142264	
2/7/2022	60	5,125	142267	
2/7/2022	34	5,125	142269	

Table 9
Summary of Liquids Removed by Covanta
(April 23, 2021 - February 28, 2022)

Colonial Pipeline Company
2020-L1-SR2448
Huntersville, North Carolina

2/7/2022	34	5,125	142266	
2/7/2022	60	5,125	142262	
2/8/2022	60	5,125	142256	
2/8/2022	34	5,125	141941	
2/8/2022	60	5,125	142216	
2/8/2022	34	5,125	142217	
2/8/2022	60	5,125	142232	
2/9/2022	34	5,125	142239	
2/9/2022	60	5,125	142240	
2/9/2022	34	5,125	142241	
2/9/2022	60	5,125	142238	
2/9/2022	60	5,125	142374	
2/10/2022	34	5,125	143560	
2/10/2022	60	5,125	142237	
2/10/2022	34	5,097	142242	
2/11/2022	34	5,125	142331	
2/11/2022	33	5,125	142252	
2/11/2022	34	5,125	142255	
2/11/2022	33	5,125	141951	
2/12/2022	60	5,125	141932	
2/12/2022	18	5,125	142246	
2/12/2022	60	5,125	142247	
2/12/2022	18	5,076	141937	
2/13/2022	33	5,125	141939	
2/13/2022	60	5,125	142258	
2/13/2022	34	5,124	142248	
2/13/2022	33	5,125	142249	
2/14/2022	34	5,125	143547	
2/14/2022	60	5,125	141943	
2/14/2022	60	5,125	142254	
2/14/2022	34	5,125	143707	
2/14/2022	60	5,125	143545	
2/14/2022	34	5,125	143546	
2/15/2022	34	5,125	142159	
2/15/2022	60	5,125	142701	
2/15/2022	34	5,125	142703	
2/16/2022	34	5,125	142678	
2/16/2022	60	5,125	142681	
2/16/2022	34	5,125	142687	
2/16/2022	60	5,125	142684	
2/17/2022	34	5,125	142709	

Table 9
Summary of Liquids Removed by Covanta
(April 23, 2021 - February 28, 2022)

Colonial Pipeline Company
2020-L1-SR2448
Huntersville, North Carolina

2/17/2022	34	5,125	142680	
2/17/2022	60	5,125	143540	
2/17/2022	34	5,125	143539	
2/17/2022	60	5,125	142710	
2/18/2022	34	5,125	142655	
2/18/2022	60	5,125	143538	
2/18/2022	34	5,125	142653	
2/18/2022	60	5,125	142654	
2/18/2022	34	5,125	142656	
2/18/2022	60	5,125	142650	
2/19/2022	34	5,125	142645	
2/19/2022	33	5,000	142647	
2/19/2022	34	5,125	142646	
2/19/2022	33	5,000	142648	
2/20/2022	60	5,125	142642	
2/20/2022	18	5,125	142644	
2/20/2022	33	4,500	142643	
2/20/2022	60	5,125	142641	
2/20/2022	18	5,125	142583	
2/20/2022	33	5,000	142580	
2/21/2022	60	5,125	142623	
2/21/2022	34	5,125	142624	
2/21/2022	34	5,125	142625	
2/21/2022	60	5,125	142575	
2/21/2022	60	5,125	142635	
2/21/2022	34	5,125	142634	
2/22/2022	60	5,003	142588	
2/22/2022	34	5,125	142591	
2/22/2022	34	5,125	142585	
2/22/2022	60	5,125	142589	
2/22/2022	34	5,125	142587	
2/23/2022	60	5,125	142605	
2/23/2022	34	5,125	142601	
2/23/2022	60	5,125	142603	
2/23/2022	34	5,125	142602	
2/23/2022	60	4,200	142600	
2/25/2022	34	5,125	143700	
2/25/2022	34	5,125	142604	
2/25/2022	34	5,125	143702	
2/26/2022	60	5,125	143686	
2/26/2022	33	5,125	143685	

Table 9
Summary of Liquids Removed by Covanta
(April 23, 2021 - February 28, 2022)

Colonial Pipeline Company
2020-L1-SR2448
Huntersville, North Carolina

2/26/2022	34	5,125	143684	
2/26/2022	33	5,125	143683	
2/26/2022	60	5,125	143682	
2/26/2022	34	5,125	143681	
2/27/2022	34	5,125	143675	
2/27/2022	60	5,125	143677	
2/27/2022	34	5,125	143676	
2/27/2022	60	5,125	143680	
2/28/2022	60	5,002	143666	
2/28/2022	34	5,051	143664	
2/28/2022	34	5,125	143665	
2/28/2022	60	5,000	143669	
2/28/2022	34	5,000	143668	
Total		**6,505,520**		

COVANTA
Environmental Solutions

Corporate Office
5300 N 33rd St. - Milwaukee, WI 53209
Phone: 800-842-9792 Fax: 414-461-3812

SO258568

BILL OF LADING	1. Shipper ID Number	2. Page 1 of	3. Emergency Response Phone	4. Tracking Number
	NCVSQG		(800) 814-1204	CES 141910

5. Shipper's Name and Mailing Address
Colonial Pipeline Company
14108 Huntersville-Concord Road
Huntersvile North Carolina 28078
Shipper's Phone:

Shipper's Site Address (if different than mailing address)
Colonial Pipeline Company
14108 Huntersville-Concord Road
Huntersvile North Carolina 28078

6. Transporter 1 Company Name: Covanta Environmental Solutions
U.S. EPA ID Number: PAR000043026

7. Transporter 2 Company Name:
U.S. EPA ID Number:

8. Consignee Name and Site Address
Covanta Environmental Solutions LLC
2503 Fayetteville Street
Asheboro NC 27203 (336) 683-0911
Facility's Phone:
U.S. EPA ID Number: NCR000135384

HM	9. Shipping Name and Description	10. Containers No.	10. Containers Type	11. Total Quantity	12. Unit Wt./Vol.	
	1. Non-RCRA, Non-DOT Regulated Material	01	TT	5725	G	PLACARD? None YES ☐ NO ☐
	2.					PLACARD? YES ☐ NO ☐
	3.					PLACARD? YES ☐ NO ☐
	4.					PLACARD? YES ☐ NO ☐

13. Special Handling Instructions and Additional Information
1 5005955 Petroleum Contact Water CWT: N/A PO#:

NO 39
Trailer # 34
Emergency Response Guide On boa
Site arrival time 0245
Site departure time 0820
www.covanta.com

14. SHIPPER'S CERTIFICATION: I certify the materials are accurately described.
Shipper's/Offeror's Printed/Typed Name: Tim Moyer for Adam Harris @ CPC
Signature: T. L. Moyer
Month 02 Day 01 Year 22

15. International Shipments ☐ Import to U.S. ☐ Export from U.S. Port of entry/exit:
Transporter Signature (for exports only): Date leaving U.S.:

16. Transporter Acknowledgment of Receipt of Materials
Transporter 1 Printed/Typed Name: Jamie Mcneill
Signature: Jamie Mcneill
Month 02 Day 01 Year 22
Transporter 2 Printed/Typed Name:
Signature:
Month Day Year

17. Discrepancy
17a. Discrepancy Indication Space ☐ Quantity ☐ Type ☐ Residue ☐ Partial Rejection ☐ Full Rejection
Bill of Lading Reference Number:
17b. Alternate Consignee (or Shipper)
U.S. EPA ID Number
Facility's Phone:
17c. Signature of Alternate Consignee (or Shipper)
Month Day Year

18. Designated Receiving Facility Owner or Operator: Certification of receipt of materials covered by the bill of lading except as noted in Item 17a
Printed/Typed Name: Sherry Farrell
Signature: Sherry Farrell
Month 2 Day 1 Year 22

SHIPPER
INT'L
TRANSPORTER
DESIGNATED CONSIGNEE

COVANTA
Environmental Solutions

38/60

SO258558

Corporate Office
5300 N 33rd St. - Milwaukee, WI 53209
Phone: 800-842-9792 Fax: 414-461-3812

BILL OF LADING	1. Shipper ID Number	2. Page 1 of	3. Emergency Response Phone	4. Tracking Number
	NCVSQG		(800) 814-1204	CES 141912

SHIPPER

5. Shipper's Name and Mailing Address
Colonial Pipeline Company
14108 Huntersville-Concord Road
Huntersvile North Carolina 28078
Shipper's Phone:

Shipper's Site Address (if different than mailing address)
Colonial Pipeline Company
14108 Huntersville-Concord Road
Huntersvile North Carolina 28078

6. Transporter 1 Company Name: Covanta Environmental Solutions
U.S. EPA ID Number: PAR000043026

7. Transporter 2 Company Name:
U.S. EPA ID Number:

8. Consignee Name and Site Address
Covanta Environmental Solutions LLC
2503 Fayetteville Street
Asheboro NC 27203 (336) 683-0911
Facility's Phone:
U.S. EPA ID Number: NCR000135384

HM	9. Shipping Name and Description	10. Containers No.	10. Containers Type	11. Total Quantity	12. Unit Wt./Vol.	
	1. Non-RCRA, Non-DOT Regulated Material	1	TT	5125	G	PLACARD? YES ☐ NO ☐ None
	2.					PLACARD? YES ☐ NO ☐
	3.					PLACARD? YES ☐ NO ☐
	4.					PLACARD? YES ☐ NO ☐

13. Special Handling Instructions and Additional Information
1 5005955 Petroleum Contact Water CWT: N/A PO#:

Trailer #:
Emergency Response Guide
Site arrival time 8 40
Site departure time 500
www.covanta.com

14. SHIPPER'S CERTIFICATION: I certify the materials are accurately described.
Shipper's/Offeror's Printed/Typed Name: Tim Moyer for Adam Harris @ CPC
Signature: T. L. Moyer
Month 2 Day 1 Year 22

INT'L

15. International Shipments ☐ Import to U.S. ☐ Export from U.S. Port of entry/exit:
Transporter Signature (for exports only): Date leaving U.S.:

TRANSPORTER

16. Transporter Acknowledgment of Receipt of Materials
Transporter 1 Printed/Typed Name: Bobby Jarrett
Signature: Bobby Jarrett
Month 2 Day 1 Year 22
Transporter 2 Printed/Typed Name:
Signature:
Month Day Year

DESIGNATED CONSIGNEE

17. Discrepancy
17a. Discrepancy Indication Space ☐ Quantity ☐ Type ☐ Residue ☐ Partial Rejection ☐ Full Rejection
Bill of Lading Reference Number:
17b. Alternate Consignee (or Shipper)
U.S. EPA ID Number
Facility's Phone:
17c. Signature of Alternate Consignee (or Shipper)
Month Day Year

18. Designated Receiving Facility Owner or Operator: Certification of receipt of materials covered by the bill of lading except as noted in Item 17a
Printed/Typed Name: Sherry Farren
Signature:
Month 2 Day 1 Year 22

COVANTA
Environmental Solutions

Corporate Office
5300 N 33rd St. - Milwaukee, WI 53209
Phone: 800-842-9792 Fax: 414-461-3812

50258570

BILL OF LADING	1. Shipper ID Number	2. Page 1 of	3. Emergency Response Phone	4. Tracking Number
	NCVSQG		(800) 814-1204	CES 141914

5. Shipper's Name and Mailing Address
Colonial Pipeline Company
14108 Huntersville-Concord Road
Huntersville North Carolina 28078
Shipper's Phone:

Shipper's Site Address (if different than mailing address)
Colonial Pipeline Company
14108 Huntersville-Concord Road
Huntersville North Carolina 28078

6. Transporter 1 Company Name: Covanta Environmental Solutions
U.S. EPA ID Number: PAR000043026

7. Transporter 2 Company Name
U.S. EPA ID Number

8. Consignee Name and Site Address
Covanta Environmental Solutions LLC
2503 Fayetteville Street
Asheboro NC 27203 (336) 683-0911
Facility's Phone:
U.S. EPA ID Number: NCR000135384

HM	9. Shipping Name and Description	10. Containers No.	10. Containers Type	11. Total Quantity	12. Unit Wt./Vol.	
	1. Non-RCRA, Non-DOT Regulated Material	01	TT	5725	G	PLACARD? YES ☐ NO ☐ None
	2.					PLACARD? YES ☐ NO ☐
	3.					PLACARD? YES ☐ NO ☐
	4.					PLACARD? YES ☐ NO ☐

13. Special Handling Instructions and Additional Information
1 5005955 Petroleum Contact Water CWT: N/A PO#:

MJ34
Trailer # 34
Emergency Response Guide Guidebook
Site arrival time 1030
Site departure time 1035
www.covanta.com

14. SHIPPER'S CERTIFICATION: I certify the materials are accurately described.
Shipper's/Offeror's Printed/Typed Name: Tim Moyer for Adam Harris @ CPC
Signature: J.L. May
Month 02 Day 01 Year 22

15. International Shipments ☐ Import to U.S. ☐ Export from U.S. Port of entry/exit:
Transporter Signature (for exports only): Date leaving U.S.:

16. Transporter Acknowledgment of Receipt of Materials
Transporter 1 Printed/Typed Name: JAMIE MCNEILL
Signature: Jamie McNeill
Month 02 Day 01 Year 22
Transporter 2 Printed/Typed Name
Signature
Month Day Year

17. Discrepancy
17a. Discrepancy Indication Space ☐ Quantity ☐ Type ☐ Residue ☐ Partial Rejection ☐ Full Rejection
Bill of Lading Reference Number:

17b. Alternate Consignee (or Shipper)
U.S. EPA ID Number
Facility's Phone:

17c. Signature of Alternate Consignee (or Shipper)
Month Day Year

18. Designated Receiving Facility Owner or Operator: Certification of receipt of materials covered by the bill of lading except as noted in Item 17a
Printed/Typed Name: Sherry Farrell
Signature: Sherry Farrell
Month 2 Day 1 Year 22

SHIPPER | INT'L | TRANSPORTER | DESIGNATED CONSIGNEE

COVANTA
Environmental Solutions

38/60

50258572

Corporate Office
5300 N 33rd St. - Milwaukee, WI 53209
Phone: 800-842-9792 Fax: 414-461-3812

BILL OF LADING	1. Shipper ID Number	2. Page 1 of	3. Emergency Response Phone	4. Tracking Number
	NCVSQG		(800) 814-1204	CES 141911

5. Shipper's Name and Mailing Address
Colonial Pipeline Company
14108 Huntersville-Concord Road
Huntersvile North Carolina 28078
Shipper's Phone:

Shipper's Site Address (if different than mailing address)
Colonial Pipeline Company
14108 Huntersville-Concord Road
Huntersvile North Carolina 28078

6. Transporter 1 Company Name: Covanta Environmental Solutions
U.S. EPA ID Number: PAR000043026

7. Transporter 2 Company Name
U.S. EPA ID Number

8. Consignee Name and Site Address
Covanta Environmental Solutions LLC
2503 Fayetteville Street
Asheboro NC 27203 (336) 683-0911
Facility's Phone:
U.S. EPA ID Number: NCR000135384

HM	9. Shipping Name and Description	10. Containers No.	10. Containers Type	11. Total Quantity	12. Unit Wt./Vol.	
	1. Non-RCRA, Non-DOT Regulated Material	1	TT	5125	G	PLACARD? YES ☐ NO ☐ None
	2.					PLACARD? YES ☐ NO ☐
	3.					PLACARD? YES ☐ NO ☐
	4.					PLACARD? YES ☐ NO ☐

13. Special Handling Instructions and Additional Information
1 5005955 Petroleum Contact Water CWT: N/A PO#:

Trailer #____
Emergency Response Guide On-bo
Site arrival time 1240
Site departure time 1:07
www.covanta.com

14. SHIPPER'S CERTIFICATION: I certify the materials are accurately described.
Shipper's/Offeror's Printed/Typed Name: Tim Moyer for Adam Harris @ CPC
Signature: T. L. Moyer
Month 2 Day 1 Year 22

15. International Shipments ☐ Import to U.S. ☐ Export from U.S. Port of entry/exit:
Transporter Signature (for exports only): Date leaving U.S.:

16. Transporter Acknowledgment of Receipt of Materials
Transporter 1 Printed/Typed Name: Bobby Jarrett
Signature: Bobby Jarrett
Month 2 Day 1 Year 22
Transporter 2 Printed/Typed Name
Signature
Month Day Year

17. Discrepancy
17a. Discrepancy Indication Space ☐ Quantity ☐ Type ☐ Residue ☐ Partial Rejection ☐ Full Rejection
Bill of Lading Reference Number:
17b. Alternate Consignee (or Shipper)
U.S. EPA ID Number
Facility's Phone:
17c. Signature of Alternate Consignee (or Shipper)
Month Day Year

18. Designated Receiving Facility Owner or Operator: Certification of receipt of materials covered by the bill of lading except as noted in Item 17a
Printed/Typed Name: Kaline Davis
Signature
Month 2 Day 1 Year 22

SHIPPER | INT'L | TRANSPORTER | DESIGNATED CONSIGNEE

COVANTA
Environmental Solutions

Corporate Office
5300 N 33rd St. - Milwaukee, WI 53209
Phone: 800-842-9792 Fax: 414-461-3812

SO258573

BILL OF LADING	1. Shipper ID Number	2. Page 1 of	3. Emergency Response Phone	4. Tracking Number
	NCVSQG		(800) 814-1204	CES 141908

5. Shipper's Name and Mailing Address
Colonial Pipeline Company
14108 Huntersville-Concord Road
Huntersvile North Carolina 28078
Shipper's Phone:

Shipper's Site Address (if different than mailing address)
Colonial Pipeline Company
14108 Huntersville-Concord Road
Huntersvile North Carolina 28078

6. Transporter 1 Company Name: Covanta Environmental Solutions
U.S. EPA ID Number: PAR000043026

7. Transporter 2 Company Name
U.S. EPA ID Number

8. Consignee Name and Site Address
Covanta Environmental Solutions LLC
2503 Fayetteville Street
Asheboro NC 27203 (336) 683-0911
Facility's Phone:
U.S. EPA ID Number: NCR000135384

HM	9. Shipping Name and Description	10. Containers No.	10. Containers Type	11. Total Quantity	12. Unit Wt./Vol.	
	1. Non-RCRA, Non-DOT Regulated Material	01	TT	5725	G	PLACARD? YES ☐ NO ☒
	2.					PLACARD? YES ☐ NO ☐
	3.					PLACARD? YES ☐ NO ☐
	4.					PLACARD? YES ☐ NO ☐

13. Special Handling Instructions and Additional Information
1 5005955 Petroleum Contact Water CWT: N/A PO#:

ND39
Trailer # 34
Emergency Response Guide Onboa
Site arrival time 1300
Site departure time 1400
www.covanta.com

14. SHIPPER'S CERTIFICATION: I certify the materials are accurately described.
Shipper's/Offeror's Printed/Typed Name: Tim Moya For Adam Harris@CPC
Signature: T. L Moya
Month 02 Day 01 Year 22

15. International Shipments ☐ Import to U.S. ☐ Export from U.S. Port of entry/exit:
Transporter Signature (for exports only): Date leaving U.S.:

16. Transporter Acknowledgment of Receipt of Materials
Transporter 1 Printed/Typed Name: Jamie Maverre
Signature: Jamie Maverre
Month 02 Day 01 Year 22
Transporter 2 Printed/Typed Name
Signature
Month Day Year

17. Discrepancy
17a. Discrepancy Indication Space ☐ Quantity ☐ Type ☐ Residue ☐ Partial Rejection ☐ Full Rejection
Bill of Lading Reference Number:
17b. Alternate Consignee (or Shipper)
U.S. EPA ID Number
Facility's Phone:
17c. Signature of Alternate Consignee (or Shipper)
Month Day Year

18. Designated Receiving Facility Owner or Operator: Certification of receipt of materials covered by the bill of lading except as noted in Item 17a
Printed/Typed Name: Kaline Davis
Signature:
Month 2 Day 1 Year 22

SHIPPER | INT'L | TRANSPORTER | DESIGNATED CONSIGNEE

COVANTA
Environmental Solutions

38/60

SO258574

Corporate Office
5300 N 33rd St. - Milwaukee, WI 53209
Phone: 800-842-9792 Fax: 414-461-3812

SHIPPER

BILL OF LADING	1. Shipper ID Number	2. Page 1 of	3. Emergency Response Phone	4. Tracking Number
	NCVSQG		(800) 814-1204	CES 142715

5. Shipper's Name and Mailing Address
Colonial Pipeline Company
14108 Huntersville-Concord Road
Huntersvile North Carolina 28078
Shipper's Phone:

Shipper's Site Address (if different than mailing address)
Colonial Pipeline Company
14108 Huntersville-Concord Road
Huntersvile North Carolina 28078

6. Transporter 1 Company Name: Covanta Environmental Solutions
U.S. EPA ID Number: PAR000043026

7. Transporter 2 Company Name:
U.S. EPA ID Number:

8. Consignee Name and Site Address
Covanta Environmental Solutions LLC
2503 Fayetteville Street
Asheboro NC 27203 (336) 683-0911
Facility's Phone:
U.S. EPA ID Number: NCR000135384

HM	9. Shipping Name and Description	10. Containers No.	10. Containers Type	11. Total Quantity	12. Unit Wt./Vol.	
	1. Non-RCRA, Non-DOT Regulated Material	1	TT	5125	G	PLACARD? None YES ☐ NO ☐
	2.					PLACARD? YES ☐ NO ☐
	3.					PLACARD? YES ☐ NO ☐
	4.					PLACARD? YES ☐ NO ☐

13. Special Handling Instructions and Additional Information
1 5005955 Petroleum Contact Water CWT: N/A PO#:

Trailer #____
Emergency Response Guide on-board
Site arrival time 8:50
Site departure time 9:10
www.covanta.com

14. SHIPPER'S CERTIFICATION: I certify the materials are accurately described.

Shipper's/Offeror's Printed/Typed Name: Tim Moyer for Adam Harris @ CPC
Signature: T. L. Moyer
Month 2 Day 02 Year 22

INT'L

15. International Shipments ☐ Import to U.S. ☐ Export from U.S. Port of entry/exit:
Transporter Signature (for exports only): Date leaving U.S.:

TRANSPORTER

16. Transporter Acknowledgment of Receipt of Materials
Transporter 1 Printed/Typed Name: Bobby Jarrett
Signature: Bobby Jarrett
Month 2 Day 02 Year 22
Transporter 2 Printed/Typed Name:
Signature:
Month Day Year

DESIGNATED CONSIGNEE

17. Discrepancy
17a. Discrepancy Indication Space ☐ Quantity ☐ Type ☐ Residue ☐ Partial Rejection ☐ Full Rejection
Bill of Lading Reference Number:
17b. Alternate Consignee (or Shipper)
U.S. EPA ID Number
Facility's Phone:
17c. Signature of Alternate Consignee (or Shipper)
Month Day Year

18. Designated Receiving Facility Owner or Operator: Certification of receipt of materials covered by the bill of lading except as noted in Item 17a
Printed/Typed Name: Kaline Davis
Signature:
Month 2 Day 2 Year 22

COVANTA
Environmental Solutions

Corporate Office
5300 N 33rd St. - Milwaukee, WI 53209
Phone: 800-842-9792 Fax: 414-461-3812

SO258579

BILL OF LADING	1. Shipper ID Number	2. Page 1 of	3. Emergency Response Phone	4. Tracking Number
	NCVSQG		(800) 814-1204	CES 141929

5. Shipper's Name and Mailing Address
Colonial Pipeline Company
14108 Huntersville-Concord Road
Huntersvile North Carolina 28078
Shipper's Phone:

Shipper's Site Address (if different than mailing address)
Colonial Pipeline Company
14108 Huntersville-Concord Road
Huntersvile North Carolina 28078

6. Transporter 1 Company Name: Covanta Environmental Solutions
U.S. EPA ID Number: PAR000043026

7. Transporter 2 Company Name:
U.S. EPA ID Number:

8. Consignee Name and Site Address
Covanta Environmental Solutions LLC
2503 Fayetteville Street
Asheboro NC 27203 (336) 683-0911
Facility's Phone:
U.S. EPA ID Number: NCR000135384

HM	9. Shipping Name and Description	10. Containers No.	10. Containers Type	11. Total Quantity	12. Unit Wt./Vol.	
	1. Non-RCRA, Non-DOT Regulated Material	01	TT	5725	G	PLACARD? YES ☐ NO ☐ None
	2.					PLACARD? YES ☐ NO ☐
	3.					PLACARD? YES ☐ NO ☐
	4.					PLACARD? YES ☐ NO ☐

13. Special Handling Instructions and Additional Information

1 5005955 Petroleum Contact Water CWT: N/A PO#:

1039
Trailer # 34
Emergency Response Guide
Site arrival time 0740
Site departure time 0830
www.covanta.com

14. SHIPPER'S CERTIFICATION: I certify the materials are accurately described.

Shipper's/Offeror's Printed/Typed Name: Tini Moyer for Adam Harris @ CPC
Signature: T. L. Moy
Month 02 Day 02 Year 22

15. International Shipments ☐ Import to U.S. ☐ Export from U.S. Port of entry/exit:
Transporter Signature (for exports only): Date leaving U.S.:

16. Transporter Acknowledgment of Receipt of Materials

Transporter 1 Printed/Typed Name: Janie Mavelle
Signature: Janie Mavelle
Month 02 Day 02 Year 22

Transporter 2 Printed/Typed Name:
Signature:
Month Day Year

17. Discrepancy

17a. Discrepancy Indication Space ☐ Quantity ☐ Type ☐ Residue ☐ Partial Rejection ☐ Full Rejection

Bill of Lading Reference Number:

17b. Alternate Consignee (or Shipper)
U.S. EPA ID Number
Facility's Phone:

17c. Signature of Alternate Consignee (or Shipper)
Month Day Year

18. Designated Receiving Facility Owner or Operator: Certification of receipt of materials covered by the bill of lading except as noted in Item 17a

Printed/Typed Name: Kaline Davis
Signature:
Month 2 Day 2 Year 22

SHIPPER INT'L TRANSPORTER DESIGNATED CONSIGNEE

COVANTA
Environmental Solutions

SO258591

Corporate Office
5300 N 33rd St. - Milwaukee, WI 53209
Phone: 800-842-9792 Fax: 414-461-3812

SHIPPER

BILL OF LADING	1. Shipper ID Number	2. Page 1 of	3. Emergency Response Phone	4. Tracking Number
	NCVSQG		(800) 814-1204	CES 142717

5. Shipper's Name and Mailing Address
Colonial Pipeline Company
14108 Huntersville-Concord Road
Huntersvile North Carolina 28078
Shipper's Phone:

Shipper's Site Address (if different than mailing address)
Colonial Pipeline Company
14108 Huntersville-Concord Road
Huntersvile North Carolina 28078

6. Transporter 1 Company Name: Covanta Environmental Solutions
U.S. EPA ID Number: PAR000043026

7. Transporter 2 Company Name
U.S. EPA ID Number

8. Consignee Name and Site Address
Covanta Environmental Solutions LLC
2503 Fayetteville Street
Asheboro NC 27203 (336) 683-0911
Facility's Phone:
U.S. EPA ID Number: NCR000135384

HM	9. Shipping Name and Description	10. Containers No.	10. Containers Type	11. Total Quantity	12. Unit Wt./Vol.	
	1. Non-RCRA, Non-DOT Regulated Material	01	TT	5725	G	PLACARD? YES ☐ NO ☐ None
	2.					PLACARD? YES ☐ NO ☐
	3.					PLACARD? YES ☐ NO ☐
	4.					PLACARD? YES ☐ NO ☐

13. Special Handling Instructions and Additional Information

1 5005955 Petroleum Contact Water CWT: N/A PO#:

ND39
Trailer # 34
Emergency Response Guide Onboa
Site arrival time 1210
Site departure time 1230
www.covanta.com

14. SHIPPER'S CERTIFICATION: I certify the materials are accurately described.

Shipper's/Offeror's Printed/Typed Name: Tim Moyer for Adam Harris @ CPC
Signature: T. L. Moyer
Month 02 Day 02 Year 22

INT'L

15. International Shipments ☐ Import to U.S. ☐ Export from U.S. Port of entry/exit:
Transporter Signature (for exports only): Date leaving U.S.:

TRANSPORTER

16. Transporter Acknowledgment of Receipt of Materials

Transporter 1 Printed/Typed Name: Janie McNeill
Signature: Janie McNeill
Month 02 Day 02 Year 22

Transporter 2 Printed/Typed Name
Signature
Month Day Year

DESIGNATED CONSIGNEE

17. Discrepancy

17a. Discrepancy Indication Space ☐ Quantity ☐ Type ☐ Residue ☐ Partial Rejection ☐ Full Rejection

Bill of Lading Reference Number:

17b. Alternate Consignee (or Shipper)
U.S. EPA ID Number
Facility's Phone:

17c. Signature of Alternate Consignee (or Shipper)
Month Day Year

18. Designated Receiving Facility Owner or Operator: Certification of receipt of materials covered by the bill of lading except as noted in Item 17a

Printed/Typed Name: Kaline Davis
Signature:
Month 2 Day 2 Year 22

COVANTA
Environmental Solutions

38/60

50258588

Corporate Office
5300 N 33rd St. - Milwaukee, WI 53209
Phone: 800-842-9792 Fax: 414-461-3812

BILL OF LADING

1. Shipper ID Number: NCVSQG
2. Page 1 of
3. Emergency Response Phone: (800) 814-1204
4. Tracking Number: **CES** 142716

5. Shipper's Name and Mailing Address
Colonial Pipeline Company
14108 Huntersville-Concord Road
Huntersvile North Carolina 28078
Shipper's Phone:

Shipper's Site Address (if different than mailing address)
Colonial Pipeline Company
14108 Huntersville-Concord Road
Huntersvile North Carolina 28078

6. Transporter 1 Company Name: Covanta Environmental Solutions
U.S. EPA ID Number: PAR000043026

7. Transporter 2 Company Name:
U.S. EPA ID Number:

8. Consignee Name and Site Address
Covanta Environmental Solutions LLC
2503 Fayetteville Street
Asheboro NC 27203 (336) 683-0911
Facility's Phone:
U.S. EPA ID Number: NCR000135384

HM	9. Shipping Name and Description	10. Containers No.	10. Containers Type	11. Total Quantity	12. Unit Wt./Vol.	
	1. Non-RCRA, Non-DOT Regulated Material	1	TT	5125	G	PLACARD? YES ☐ NO ☐ None
	2.					PLACARD? YES ☐ NO ☐
	3.					PLACARD? YES ☐ NO ☐
	4.					PLACARD? YES ☐ NO ☐

13. Special Handling Instructions and Additional Information
1 5005955 Petroleum Contact Water CWT: N/A PO#:

Trailer #:
Emergency Response Guide On board
Site arrival time 1:10
Site departure time 1:35
www.covanta.com

14. SHIPPER'S CERTIFICATION: I certify the materials are accurately described.
Shipper's/Offeror's Printed/Typed Name: Tim Moyer for Adam Harris @ CPC
Signature: T. L. Moyer
Month 2 Day 2 Year 22

15. International Shipments ☐ Import to U.S. ☐ Export from U.S. Port of entry/exit:
Transporter Signature (for exports only): Date leaving U.S.:

16. Transporter Acknowledgment of Receipt of Materials
Transporter 1 Printed/Typed Name: Bobby Jarrett
Signature: Bobby Jarrett
Month 2 Day 2 Year 22
Transporter 2 Printed/Typed Name:
Signature:
Month Day Year

17. Discrepancy
17a. Discrepancy Indication Space ☐ Quantity ☐ Type ☐ Residue ☐ Partial Rejection ☐ Full Rejection
Bill of Lading Reference Number:
17b. Alternate Consignee (or Shipper)
U.S. EPA ID Number
Facility's Phone:
17c. Signature of Alternate Consignee (or Shipper)
Month Day Year

18. Designated Receiving Facility Owner or Operator: Certification of receipt of materials covered by the bill of lading except as noted in Item 17a
Printed/Typed Name: Pauline Davis
Signature:
Month 2 Day 2 Year 22

SHIPPER | INT'L | TRANSPORTER | DESIGNATED CONSIGNEE

COVANTA
Environmental Solutions

38/CeO

50258702

Corporate Office
5300 N 33rd St. - Milwaukee, WI 53209
Phone: 800-842-9792 Fax: 414-461-3812

BILL OF LADING

1. Shipper ID Number: NCVSQG
2. Page 1 of
3. Emergency Response Phone: (800) 814-1204
4. Tracking Number: **CES** 142734

5. Shipper's Name and Mailing Address
Colonial Pipeline Company
14108 Huntersville-Concord Road
Huntersvile North Carolina 28078
Shipper's Phone:

Shipper's Site Address (if different than mailing address)
Colonial Pipeline Company
14108 Huntersville-Concord Road
Huntersvile North Carolina 28078

6. Transporter 1 Company Name: Covanta Environmental Solutions
U.S. EPA ID Number: PAR000043026

7. Transporter 2 Company Name:
U.S. EPA ID Number:

8. Consignee Name and Site Address
Covanta Environmental Solutions LLC
2503 Fayetteville Street
Asheboro NC 27203 (336) 683-0911
Facility's Phone:
U.S. EPA ID Number: NCR000135384

HM	9. Shipping Name and Description	10. Containers No.	10. Containers Type	11. Total Quantity	12. Unit Wt./Vol.	
	1. Non-RCRA, Non-DOT Regulated Material	1	TT	5125	G	PLACARD? YES ☐ NO ☑ None
	2.					PLACARD? YES ☐ NO ☐
	3.					PLACARD? YES ☐ NO ☐
	4.					PLACARD? YES ☐ NO ☐

13. Special Handling Instructions and Additional Information
1 5005955 Petroleum Contact Water CWT: N/A PO#:

Trailer #____
Emergency Response Guide On-bo
Site arrival time 8 20
Site departure time 905
www.covanta.com

14. SHIPPER'S CERTIFICATION: I certify the materials are accurately described.
Shipper's/Offeror's Printed/Typed Name: Tim Moyer for Adam Harris@CPC
Signature: T. L. Moyer
Month 2 Day 3 Year 22

15. International Shipments ☐ Import to U.S. ☐ Export from U.S. Port of entry/exit:
Transporter Signature (for exports only): Date leaving U.S.:

16. Transporter Acknowledgment of Receipt of Materials
Transporter 1 Printed/Typed Name: Bobby Jarrett
Signature: Bobby Jarrett
Month 2 Day 3 Year 22
Transporter 2 Printed/Typed Name:
Signature:
Month Day Year

17. Discrepancy
17a. Discrepancy Indication Space ☐ Quantity ☐ Type ☐ Residue ☐ Partial Rejection ☐ Full Rejection
Bill of Lading Reference Number:
17b. Alternate Consignee (or Shipper)
U.S. EPA ID Number
Facility's Phone:
17c. Signature of Alternate Consignee (or Shipper)
Month Day Year

18. Designated Receiving Facility Owner or Operator: Certification of receipt of materials covered by the bill of lading except as noted in Item 17a
Printed/Typed Name: Kaline Davis
Signature:
Month 2 Day 3 Year 22

SHIPPER — INT'L — TRANSPORTER — DESIGNATED CONSIGNEE

COVANTA
Environmental Solutions

S0258704
~~S0258569~~

Corporate Office
5300 N 33rd St. - Milwaukee, WI 53209
Phone: 800-842-9792 Fax: 414-461-3812

BILL OF LADING

1. Shipper ID Number: NCVSQG
2. Page 1 of
3. Emergency Response Phone: (800) 814-1204
4. Tracking Number: **CES** 141913

SHIPPER

5. Shipper's Name and Mailing Address
Colonial Pipeline Company
14108 Huntersville-Concord Road
Huntersville North Carolina 28078
Shipper's Phone:

Shipper's Site Address (if different than mailing address)
Colonial Pipeline Company
14108 Huntersville-Concord Road
Huntersville North Carolina 28078

6. Transporter 1 Company Name: Covanta Environmental Solutions
U.S. EPA ID Number: PAR000043026

7. Transporter 2 Company Name
U.S. EPA ID Number

8. Consignee Name and Site Address
Covanta Environmental Solutions LLC
2503 Fayetteville Street
Asheboro NC 27203 (336) 683-0911
Facility's Phone:
U.S. EPA ID Number: NCR000135384

HM	9. Shipping Name and Description	10. Containers No.	10. Containers Type	11. Total Quantity	12. Unit Wt./Vol.	
	1. Non-RCRA, Non-DOT Regulated Material	01	TT	5725	G	PLACARD? None YES ☐ NO ☐
	2.					PLACARD? YES ☐ NO ☐
	3.					PLACARD? YES ☐ NO ☐
	4.					PLACARD? YES ☐ NO ☐

13. Special Handling Instructions and Additional Information
1 5005955 Petroleum Contact Water CWT: N/A PO#:

RD39
Trailer # 34
Emergency Response Guide [illegible] boa
Site arrival time 0740
Site departure time 0815
www.covanta.com

14. SHIPPER'S CERTIFICATION: I certify the materials are accurately described.
Shipper's/Offeror's Printed/Typed Name: Tim Moyer for Adam Harris @ CPC
Signature: T.L. Moyer
Month 02 Day 03 Year 22

INT'L

15. International Shipments ☐ Import to U.S. ☐ Export from U.S.
Port of entry/exit:
Transporter Signature (for exports only):
Date leaving U.S.:

TRANSPORTER

16. Transporter Acknowledgment of Receipt of Materials
Transporter 1 Printed/Typed Name: Jamie Newell
Signature: Jamie Newell
Month 02 Day 03 Year 22
Transporter 2 Printed/Typed Name
Signature
Month Day Year

DESIGNATED CONSIGNEE

17. Discrepancy
17a. Discrepancy Indication Space ☐ Quantity ☐ Type ☐ Residue ☐ Partial Rejection ☐ Full Rejection
Bill of Lading Reference Number:
17b. Alternate Consignee (or Shipper)
U.S. EPA ID Number
Facility's Phone:
17c. Signature of Alternate Consignee (or Shipper)
Month Day Year

18. Designated Receiving Facility Owner or Operator: Certification of receipt of materials covered by the bill of lading except as noted in Item 17a
Printed/Typed Name: Sherry Ferrell
Signature: [illegible]
Month 2 Day 3 Year 22

COVANTA
Environmental Solutions

38/60

50258711

Corporate Office
5300 N 33rd St. - Milwaukee, WI 53209
Phone: 800-842-9792 Fax: 414-461-3812

BILL OF LADING

1. Shipper ID Number: NCVSQG
2. Page 1 of
3. Emergency Response Phone: (800) 814-1204
4. Tracking Number: CES 142732

5. Shipper's Name and Mailing Address
Colonial Pipeline Company
14108 Huntersville-Concord Road
Huntersville North Carolina 28078
Shipper's Phone:

Shipper's Site Address (if different than mailing address)
Colonial Pipeline Company
14108 Huntersville-Concord Road
Huntersville North Carolina 28078

6. Transporter 1 Company Name: Covanta Environmental Solutions
U.S. EPA ID Number: PAR000043026

7. Transporter 2 Company Name
U.S. EPA ID Number

8. Consignee Name and Site Address
Covanta Environmental Solutions LLC
2503 Fayetteville Street
Asheboro NC 27203 (336) 683-0911
Facility's Phone:
U.S. EPA ID Number: NCR000135384

HM	9. Shipping Name and Description	10. Containers No.	10. Containers Type	11. Total Quantity	12. Unit Wt./Vol.	
	1. Non-RCRA, Non-DOT Regulated Material	1	TT	5125	G	PLACARD? YES ☐ NO ☐ None
	2.					PLACARD? YES ☐ NO ☐
	3.					PLACARD? YES ☐ NO ☐
	4.					PLACARD? YES ☐ NO ☐

13. Special Handling Instructions and Additional Information
1 5005955 Petroleum Contact Water CWT: N/A PO#:

Trailer #:
Emergency Response Guide
Site arrival time
Site departure time
www.covanta.com

14. SHIPPER'S CERTIFICATION: I certify the materials are accurately described.
Shipper's/Offeror's Printed/Typed Name: Tim Moyer for Adam Harris @ CPC
Signature: T.L. Moy
Month 2 Day 3 Year 22

INT'L
15. International Shipments ☐ Import to U.S. ☐ Export from U.S. Port of entry/exit:
Transporter Signature (for exports only): Date leaving U.S.:

TRANSPORTER
16. Transporter Acknowledgment of Receipt of Materials
Transporter 1 Printed/Typed Name: Bobby Jarrett
Signature: Bobby Jarrett
Month 2 Day 3 Year 22
Transporter 2 Printed/Typed Name
Signature
Month Day Year

DESIGNATED CONSIGNEE
17. Discrepancy
17a. Discrepancy Indication Space ☐ Quantity ☐ Type ☐ Residue ☐ Partial Rejection ☐ Full Rejection
Bill of Lading Reference Number:
17b. Alternate Consignee (or Shipper)
U.S. EPA ID Number
Facility's Phone:
17c. Signature of Alternate Consignee (or Shipper)
Month Day Year

18. Designated Receiving Facility Owner or Operator: Certification of receipt of materials covered by the bill of lading except as noted in Item 17a
Printed/Typed Name: Katine Davis
Signature:
Month 2 Day 3 Year 22

COVANTA
Environmental Solutions

Corporate Office
5300 N 33rd St. - Milwaukee, WI 53209
Phone: 800-842-9792 Fax: 414-461-3812

50257156

BILL OF LADING	1. Shipper ID Number	2. Page 1 of	3. Emergency Response Phone	4. Tracking Number
	NCVSQG		(800) 814-1204	CES 142733

5. Shipper's Name and Mailing Address
Colonial Pipeline Company
14108 Huntersville-Concord Road
Huntersvile North Carolina 28078
Shipper's Phone:

Shipper's Site Address (if different than mailing address)
Colonial Pipeline Company
14108 Huntersville-Concord Road
Huntersvile North Carolina 28078

6. Transporter 1 Company Name: Covanta Environmental Solutions
U.S. EPA ID Number: PAR000043026

7. Transporter 2 Company Name:
U.S. EPA ID Number:

8. Consignee Name and Site Address
Covanta Environmental Solutions LLC
2503 Fayetteville Street
Asheboro NC 27203 (336) 683-0911
Facility's Phone:
U.S. EPA ID Number: NCR000135384

HM	9. Shipping Name and Description	10. Containers No.	10. Containers Type	11. Total Quantity	12. Unit Wt./Vol.	
	1. Non-RCRA, Non-DOT Regulated Material	01	TT	5625	G	PLACARD? YES ☐ NO ☐ None
	2.					PLACARD? YES ☐ NO ☐
	3.					PLACARD? YES ☐ NO ☐
	4.					PLACARD? YES ☐ NO ☐

13. Special Handling Instructions and Additional Information
1 5005955 Petroleum Contact Water CWT: N/A PO#:

M039
Trailer # 34
Emergency Response Guide On-bo
Site arrival time 1300
Site departure time 1335
www.covanta.com

14. SHIPPER'S CERTIFICATION: I certify the materials are accurately described.

Shipper's/Offeror's Printed/Typed Name	Signature	Month	Day	Year
Tim Moyer for Adam Harris @ CPC	T. L. Moyer	02	03	22

15. International Shipments ☐ Import to U.S. ☐ Export from U.S. Port of entry/exit:
Transporter Signature (for exports only): Date leaving U.S.:

16. Transporter Acknowledgment of Receipt of Materials

Transporter 1 Printed/Typed Name	Signature	Month	Day	Year
Jamie Morell	Jamie Morell	02	03	22
Transporter 2 Printed/Typed Name	Signature	Month	Day	Year

17. Discrepancy
17a. Discrepancy Indication Space ☐ Quantity ☐ Type ☐ Residue ☐ Partial Rejection ☐ Full Rejection
Bill of Lading Reference Number:
17b. Alternate Consignee (or Shipper)
U.S. EPA ID Number
Facility's Phone:
17c. Signature of Alternate Consignee (or Shipper) Month Day Year

18. Designated Receiving Facility Owner or Operator: Certification of receipt of materials covered by the bill of lading except as noted in Item 17a

Printed/Typed Name	Signature	Month	Day	Year
Kaline Davis	[signature]	2	3	22

SHIPPER | INT'L | TRANSPORTER | DESIGNATED CONSIGNEE

COVANTA
Environmental Solutions

80258707
~~50258585~~

Corporate Office
5300 N 33rd St. - Milwaukee, WI 53209
Phone: 800-842-9792 Fax: 414-461-3812

SHIPPER

BILL OF LADING	1. Shipper ID Number	2. Page 1 of	3. Emergency Response Phone	4. Tracking Number
	NCVSQG		(800) 814-1204	CES 142718

5. Shipper's Name and Mailing Address
Colonial Pipeline Company
14108 Huntersville-Concord Road
Huntersvile North Carolina 28078
Shipper's Phone:

Shipper's Site Address (if different than mailing address)
Colonial Pipeline Company
14108 Huntersville-Concord Road
Huntersvile North Carolina 28078

6. Transporter 1 Company Name: Covanta Environmental Solutions
U.S. EPA ID Number: PAR000043026

7. Transporter 2 Company Name
U.S. EPA ID Number

8. Consignee Name and Site Address
Covanta Environmental Solutions LLC
2503 Fayetteville Street
Asheboro NC 27203 (336) 683-0911
Facility's Phone:
U.S. EPA ID Number: NCR000135384

HM	9. Shipping Name and Description	10. Containers No.	10. Containers Type	11. Total Quantity	12. Unit Wt./Vol.	
	1. Non-RCRA, Non-DOT Regulated Material	01	TT	5725	G	PLACARD? YES ☐ NO ☐ None
	2.					PLACARD? YES ☐ NO ☐
	3.					PLACARD? YES ☐ NO ☐
	4.					PLACARD? YES ☐ NO ☐

13. Special Handling Instructions and Additional Information
1 5005955 Petroleum Contact Water CWT: N/A PO#:

M039
Trailer # 34
Emergency Response Guide On-boar
Site arrival time 1030
Site departure time 1050
www.covanta.com

14. SHIPPER'S CERTIFICATION: I certify the materials are accurately described.
Shipper's/Offeror's Printed/Typed Name: Tim Moyer for Adam Harris @ CPC
Signature: T. L. Moyer
Month 02 Day 03 Year 22

INT'L
15. International Shipments ☐ Import to U.S. ☐ Export from U.S. Port of entry/exit:
Transporter Signature (for exports only): Date leaving U.S.:

TRANSPORTER
16. Transporter Acknowledgment of Receipt of Materials
Transporter 1 Printed/Typed Name: Jamie McNeill
Signature: Jamie McNeill
Month 02 Day 03 Year 22
Transporter 2 Printed/Typed Name
Signature
Month Day Year

DESIGNATED CONSIGNEE
17. Discrepancy
17a. Discrepancy Indication Space ☐ Quantity ☐ Type ☐ Residue ☐ Partial Rejection ☐ Full Rejection
Bill of Lading Reference Number:
17b. Alternate Consignee (or Shipper)
U.S. EPA ID Number
Facility's Phone:
17c. Signature of Alternate Consignee (or Shipper)
Month Day Year

18. Designated Receiving Facility Owner or Operator: Certification of receipt of materials covered by the bill of lading except as noted in Item 17a
Printed/Typed Name: Sherry Farrell
Signature: Sherry Farrell
Month 2 Day 3 Year 22

COVANTA
Environmental Solutions

38/60

50257157

Corporate Office
5300 N 33rd St. - Milwaukee, WI 53209
Phone: 800-842-9792 Fax: 414-461-3812

BILL OF LADING	1. Shipper ID Number	2. Page 1 of	3. Emergency Response Phone	4. Tracking Number
	NCVSQG		(800) 814-1204	CES 142739

5. Shipper's Name and Mailing Address
Colonial Pipeline Company
14108 Huntersville-Concord Road
Huntersvile North Carolina 28078
Shipper's Phone:

Shipper's Site Address (if different than mailing address)
Colonial Pipeline Company
14108 Huntersville-Concord Road
Huntersvile North Carolina 28078

6. Transporter 1 Company Name: Covanta Environmental Solutions
U.S. EPA ID Number: PAR000043026

7. Transporter 2 Company Name
U.S. EPA ID Number

8. Consignee Name and Site Address
Covanta Environmental Solutions LLC
2503 Fayetteville Street
Asheboro NC 27203 (336) 683-0911
Facility's Phone:
U.S. EPA ID Number: NCR000135384

HM	9. Shipping Name and Description	10. Containers No.	10. Containers Type	11. Total Quantity	12. Unit Wt./Vol.	
	1. Non-RCRA, Non-DOT Regulated Material	1	TT	5125	G	PLACARD? YES ☐ NO ☑ None
	2.					PLACARD? YES ☐ NO ☐
	3.					PLACARD? YES ☐ NO ☐
	4.					PLACARD? YES ☐ NO ☐

13. Special Handling Instructions and Additional Information
1 5005955 Petroleum Contact Water CWT: N/A PO#:

Trailer #____
Emergency Response Guide On-boa
Site arrival time 830
Site departure time 850
www.covanta.com

14. SHIPPER'S CERTIFICATION: I certify the materials are accurately described.
Shipper's/Offeror's Printed/Typed Name: Tim Moyer for Adam Harris @ CPC
Signature: T.L. Moyer
Month 2 Day 4 Year 22

15. International Shipments ☐ Import to U.S. ☐ Export from U.S. Port of entry/exit:
Transporter Signature (for exports only): Date leaving U.S.:

16. Transporter Acknowledgment of Receipt of Materials
Transporter 1 Printed/Typed Name: Bobby Jarrett
Signature: Bobby Jarrett
Month 2 Day 4 Year 22
Transporter 2 Printed/Typed Name
Signature
Month Day Year

17. Discrepancy
17a. Discrepancy Indication Space ☐ Quantity ☐ Type ☐ Residue ☐ Partial Rejection ☐ Full Rejection
Bill of Lading Reference Number:

17b. Alternate Consignee (or Shipper)
U.S. EPA ID Number
Facility's Phone:

17c. Signature of Alternate Consignee (or Shipper)
Month Day Year

18. Designated Receiving Facility Owner or Operator: Certification of receipt of materials covered by the bill of lading except as noted in Item 17a
Printed/Typed Name: Johnny Ferrell
Signature: Johnny Ferrell
Month 2 Day 4 Year 22

SHIPPER | INT'L | TRANSPORTER | DESIGNATED CONSIGNEE

COVANTA
Environmental Solutions

Corporate Office
5300 N 33rd St. - Milwaukee, WI 53209
Phone: 800-842-9792 Fax: 414-461-3812

SO257158

BILL OF LADING	1. Shipper ID Number	2. Page 1 of	3. Emergency Response Phone	4. Tracking Number
	NCVSQG		(800) 814-1204	CES 142741

5. Shipper's Name and Mailing Address
Colonial Pipeline Company
14108 Huntersville-Concord Road
Huntersville North Carolina 28078
Shipper's Phone:

Shipper's Site Address (if different than mailing address)
Colonial Pipeline Company
14108 Huntersville-Concord Road
Huntersville North Carolina 28078

6. Transporter 1 Company Name: Covanta Environmental Solutions
U.S. EPA ID Number: PAR000043026

7. Transporter 2 Company Name:
U.S. EPA ID Number:

8. Consignee Name and Site Address
Covanta Environmental Solutions LLC
2503 Fayetteville Street
Asheboro NC 27203 (336) 683-0911
Facility's Phone:
U.S. EPA ID Number: NCR000135384

HM	9. Shipping Name and Description	10. Containers No.	10. Containers Type	11. Total Quantity	12. Unit Wt./Vol.	
	1. Non-RCRA, Non-DOT Regulated Material	01	TT	5725	G	PLACARD? YES ☐ NO ☑ None
	2.					PLACARD? YES ☐ NO ☐
	3.					PLACARD? YES ☐ NO ☐
	4.					PLACARD? YES ☐ NO ☐

13. Special Handling Instructions and Additional Information
1 5005955 Petroleum Contact Water CWT: N/A PO#:

Trailer # 34
Emergency Response Guide On-board
Site arrival time 0725
Site departure time 0800
www.covanta.com

14. SHIPPER'S CERTIFICATION: I certify the materials are accurately described.

Shipper's/Offeror's Printed/Typed Name	Signature	Month	Day	Year
Tim Moyer for Adam Harris @ CPC	T. L. Moyer	02	04	22

15. International Shipments ☐ Import to U.S. ☐ Export from U.S. Port of entry/exit:
Transporter Signature (for exports only): Date leaving U.S.:

16. Transporter Acknowledgment of Receipt of Materials

Transporter 1 Printed/Typed Name	Signature	Month	Day	Year
Jamie McNeill	Jamie McNeill	02	04	22
Transporter 2 Printed/Typed Name	Signature	Month	Day	Year

17. Discrepancy
17a. Discrepancy Indication Space ☐ Quantity ☐ Type ☐ Residue ☐ Partial Rejection ☐ Full Rejection
Bill of Lading Reference Number:

17b. Alternate Consignee (or Shipper)
U.S. EPA ID Number
Facility's Phone:

17c. Signature of Alternate Consignee (or Shipper) Month Day Year

18. Designated Receiving Facility Owner or Operator: Certification of receipt of materials covered by the bill of lading except as noted in Item 17a

Printed/Typed Name	Signature	Month	Day	Year
Sherry Ferrell	Sherry Ferrell	2	4	22

SHIPPER | INT'L | TRANSPORTER | DESIGNATED CONSIGNEE

COVANTA
Environmental Solutions

38/60

SO257161

Corporate Office
5300 N 33rd St. - Milwaukee, WI 53209
Phone: 800-842-9792 Fax: 414-461-3812

BILL OF LADING	1. Shipper ID Number	2. Page 1 of	3. Emergency Response Phone	4. Tracking Number
	NCVSQG		(800) 814-1204	CES 142738

SHIPPER

5. Shipper's Name and Mailing Address
Colonial Pipeline Company
14108 Huntersville-Concord Road
Huntersvile North Carolina 28078
Shipper's Phone:

Shipper's Site Address (if different than mailing address)
Colonial Pipeline Company
14108 Huntersville-Concord Road
Huntersvile North Carolina 28078

6. Transporter 1 Company Name: Covanta Environmental Solutions
U.S. EPA ID Number: PAR000043026

7. Transporter 2 Company Name:
U.S. EPA ID Number:

8. Consignee Name and Site Address
Covanta Environmental Solutions LLC
2503 Fayetteville Street
Asheboro NC 27203 (336) 683-0911
Facility's Phone:
U.S. EPA ID Number: NCR000135384

HM	9. Shipping Name and Description	10. Containers No.	10. Containers Type	11. Total Quantity	12. Unit Wt./Vol.	
	1. Non-RCRA, Non-DOT Regulated Material	1	TT	5125	G	PLACARD? YES ☐ NO ☐ None
	2.					PLACARD? YES ☐ NO ☐
	3.					PLACARD? YES ☐ NO ☐
	4.					PLACARD? YES ☐ NO ☐

13. Special Handling Instructions and Additional Information
1 5005955 Petroleum Contact Water CWT: N/A PO#:

Trailer #_____
Emergency Response Guide On-bo
Site arrival time 1:50
Site departure time 2:15
www.covanta.com

14. SHIPPER'S CERTIFICATION: I certify the materials are accurately described.
Shipper's/Offeror's Printed/Typed Name: Tim Moyer for Adam Harris @ CPL
Signature: T. L. Moyer
Month 2 Day 4 Year 22

INT'L

15. International Shipments ☐ Import to U.S. ☐ Export from U.S. Port of entry/exit:
Transporter Signature (for exports only): Date leaving U.S.:

TRANSPORTER

16. Transporter Acknowledgment of Receipt of Materials
Transporter 1 Printed/Typed Name: Bobby Jarrett
Signature: Bobby Jarrett
Month 2 Day 4 Year 22
Transporter 2 Printed/Typed Name:
Signature:
Month Day Year

DESIGNATED CONSIGNEE

17. Discrepancy
17a. Discrepancy Indication Space ☐ Quantity ☐ Type ☐ Residue ☐ Partial Rejection ☐ Full Rejection
Bill of Lading Reference Number:
17b. Alternate Consignee (or Shipper)
U.S. EPA ID Number
Facility's Phone:
17c. Signature of Alternate Consignee (or Shipper)
Month Day Year

18. Designated Receiving Facility Owner or Operator: Certification of receipt of materials covered by the bill of lading except as noted in Item 17a
Printed/Typed Name: Kaline Davis
Signature:
Month 2 Day 4 Year 22

COVANTA
Environmental Solutions

SO257162

Corporate Office
5300 N 33rd St. - Milwaukee, WI 53209
Phone: 800-842-9792 Fax: 414-461-3812

BILL OF LADING

1. Shipper ID Number: NCVSQG
2. Page 1 of
3. Emergency Response Phone: (800) 814-1204
4. Tracking Number: CES 142737

5. Shipper's Name and Mailing Address
Colonial Pipeline Company
14108 Huntersville-Concord Road
Huntersvile North Carolina 28078
Shipper's Phone:

Shipper's Site Address (if different than mailing address)
Colonial Pipeline Company
14108 Huntersville-Concord Road
Huntersvile North Carolina 28078

6. Transporter 1 Company Name: Covanta Environmental Solutions
U.S. EPA ID Number: PAR000043026

7. Transporter 2 Company Name:
U.S. EPA ID Number:

8. Consignee Name and Site Address
Covanta Environmental Solutions LLC
2503 Fayetteville Street
Asheboro NC 27203 (336) 683-0911
Facility's Phone:
U.S. EPA ID Number: NCR000135384

HM	9. Shipping Name and Description	10. Containers No.	10. Containers Type	11. Total Quantity	12. Unit Wt./Vol.	
	1. Non-RCRA, Non-DOT Regulated Material	01	TT	5125	G	PLACARD? YES ☐ NO ☐ None
	2.					PLACARD? YES ☐ NO ☐
	3.					PLACARD? YES ☐ NO ☐
	4.					PLACARD? YES ☐ NO ☐

13. Special Handling Instructions and Additional Information
1 5005955 Petroleum Contact Water CWT: N/A PO#:

M035
Trailer # 34
Emergency Response Guide on-bo
Site arrival time 1220
Site departure time 1365
www.covanta.com

14. SHIPPER'S CERTIFICATION: I certify the materials are accurately described.
Shipper's/Offeror's Printed/Typed Name: Tim Moyer for Adam Harris @ CPC
Signature: T. L. Moyer
Month 02 Day 04 Year 22

15. International Shipments ☐ Import to U.S. ☐ Export from U.S. Port of entry/exit:
Transporter Signature (for exports only): Date leaving U.S.:

16. Transporter Acknowledgment of Receipt of Materials
Transporter 1 Printed/Typed Name: Jamie McNeill
Signature: Jamie McNeill
Month 02 Day 04 Year 22
Transporter 2 Printed/Typed Name:
Signature:
Month Day Year

17. Discrepancy
17a. Discrepancy Indication Space ☐ Quantity ☐ Type ☐ Residue ☐ Partial Rejection ☐ Full Rejection
Bill of Lading Reference Number:
17b. Alternate Consignee (or Shipper)
U.S. EPA ID Number
Facility's Phone:
17c. Signature of Alternate Consignee (or Shipper)
Month Day Year

18. Designated Receiving Facility Owner or Operator: Certification of receipt of materials covered by the bill of lading except as noted in Item 17a
Printed/Typed Name: Kaline Davis
Signature:
Month 2 Day 4 Year 22

SHIPPER
INT'L
TRANSPORTER
DESIGNATED CONSIGNEE

COVANTA
Environmental Solutions

Corporate Office
5300 N 33rd St. - Milwaukee, WI 53209
Phone: 800-842-9792 Fax: 414-461-3812

SO257160

BILL OF LADING	1. Shipper ID Number	2. Page 1 of	3. Emergency Response Phone	4. Tracking Number
	NCVSQG		(800) 814-1204	CES 142742

SHIPPER

5. Shipper's Name and Mailing Address
Colonial Pipeline Company
14108 Huntersville-Concord Road
Huntersvile North Carolina 28078
Shipper's Phone:

Shipper's Site Address (if different than mailing address)
Colonial Pipeline Company
14108 Huntersville-Concord Road
Huntersvile North Carolina 28078

6. Transporter 1 Company Name: Covanta Environmental Solutions
U.S. EPA ID Number: PAR000043026

7. Transporter 2 Company Name:
U.S. EPA ID Number:

8. Consignee Name and Site Address
Covanta Environmental Solutions LLC
2503 Fayetteville Street
Asheboro NC 27203 (336) 683-0911
Facility's Phone:
U.S. EPA ID Number: NCR000135384

HM	9. Shipping Name and Description	10. Containers No.	10. Containers Type	11. Total Quantity	12. Unit Wt./Vol.	
	1. Non-RCRA, Non-DOT Regulated Material	01	TT	5625	G	PLACARD? YES ☐ NO ☐ None
	2.					PLACARD? YES ☐ NO ☐
	3.					PLACARD? YES ☐ NO ☐
	4.					PLACARD? YES ☐ NO ☐

13. Special Handling Instructions and Additional Information
1 5005955 Petroleum Contact Water CWT: N/A PO#:

NA39
Trailer # 34
Emergency Response Guide On-board
Site arrival time 1005
Site departure time 1035
www.covanta.com

14. SHIPPER'S CERTIFICATION: I certify the materials are accurately described.
Shipper's/Offeror's Printed/Typed Name: Tim Moyer for Adam Harris@CPC
Signature: T. L. Moyer
Month 02 Day 04 Year 22

INT'L

15. International Shipments ☐ Import to U.S. ☐ Export from U.S. Port of entry/exit:
Transporter Signature (for exports only): Date leaving U.S.:

TRANSPORTER

16. Transporter Acknowledgment of Receipt of Materials
Transporter 1 Printed/Typed Name: JAME MEWELL
Signature: JAME MEWELL
Month 02 Day 04 Year 22
Transporter 2 Printed/Typed Name:
Signature:
Month Day Year

DESIGNATED CONSIGNEE

17. Discrepancy
17a. Discrepancy Indication Space ☐ Quantity ☐ Type ☐ Residue ☐ Partial Rejection ☐ Full Rejection
Bill of Lading Reference Number:
17b. Alternate Consignee (or Shipper)
U.S. EPA ID Number
Facility's Phone:
17c. Signature of Alternate Consignee (or Shipper)
Month Day Year

18. Designated Receiving Facility Owner or Operator: Certification of receipt of materials covered by the bill of lading except as noted in Item 17a
Printed/Typed Name: Sherry Ferrell
Signature: Sherry Ferrell
Month 3 Day 4 Year 22

COVANTA
Environmental Solutions

38/60

SO257159

Corporate Office
5300 N 33rd St. - Milwaukee, WI 53209
Phone: 800-842-9792 Fax: 414-461-3812

BILL OF LADING

1. Shipper ID Number: NCVSQG
2. Page 1 of
3. Emergency Response Phone: (800) 814-1204
4. Tracking Number: CES 142740

5. Shipper's Name and Mailing Address
Colonial Pipeline Company
14108 Huntersville-Concord Road
Huntersvile North Carolina 28078
Shipper's Phone:

Shipper's Site Address (if different than mailing address)
Colonial Pipeline Company
14108 Huntersville-Concord Road
Huntersvile North Carolina 28078

6. Transporter 1 Company Name: Covanta Environmental Solutions
U.S. EPA ID Number: PAR000043026

7. Transporter 2 Company Name:
U.S. EPA ID Number:

8. Consignee Name and Site Address
Covanta Environmental Solutions LLC
2503 Fayetteville Street
Asheboro NC 27203 (336) 683-0911
Facility's Phone:
U.S. EPA ID Number: NCR000135384

HM	9. Shipping Name and Description	10. Containers No.	10. Containers Type	11. Total Quantity	12. Unit Wt./Vol.	
	1. Non-RCRA, Non-DOT Regulated Material	1	TT	5125	G	PLACARD? YES ☐ NO ☐ None
	2.					PLACARD? YES ☐ NO ☐
	3.					PLACARD? YES ☐ NO ☐
	4.					PLACARD? YES ☐ NO ☐

13. Special Handling Instructions and Additional Information
1 5005955 Petroleum Contact Water CWT: N/A PO#:

Trailer #_____
Emergency Response Guide On-board
Site arrival time 1106
Site departure time 1130
www.covanta.com

14. SHIPPER'S CERTIFICATION: I certify the materials are accurately described.

Shipper's/Offeror's Printed/Typed Name: Tim Moyer for Adam Harris @ CPC
Signature: T. L. Moy
Month 2 Day 4 Year 22

15. International Shipments ☐ Import to U.S. ☐ Export from U.S. Port of entry/exit:
Transporter Signature (for exports only): Date leaving U.S.:

16. Transporter Acknowledgment of Receipt of Materials

Transporter 1 Printed/Typed Name: Bobby Jarrett
Signature: Bobby Jarrett
Month 2 Day 4 Year 22

Transporter 2 Printed/Typed Name:
Signature:
Month Day Year

17. Discrepancy

17a. Discrepancy Indication Space ☐ Quantity ☐ Type ☐ Residue ☐ Partial Rejection ☐ Full Rejection

Bill of Lading Reference Number:

17b. Alternate Consignee (or Shipper)
U.S. EPA ID Number
Facility's Phone:

17c. Signature of Alternate Consignee (or Shipper)
Month Day Year

18. Designated Receiving Facility Owner or Operator: Certification of receipt of materials covered by the bill of lading except as noted in Item 17a

Printed/Typed Name: Harry Ferrell
Signature: Harry Ferrell
Month 2 Day 4 Year 22

SHIPPER | INT'L | TRANSPORTER | DESIGNATED CONSIGNEE

COVANTA
Environmental Solutions

RD-38
TR-60
SQ259014

Corporate Office
5300 N 33rd St. - Milwaukee, WI 53209
Phone: 800-842-9792 Fax: 414-461-3812

BILL OF LADING	1. Shipper ID Number	2. Page 1 of	3. Emergency Response Phone	4. Tracking Number
	NCVSQG		(800) 814-1204	CES 141935

5. Shipper's Name and Mailing Address
Colonial Pipeline Company
14108 Huntersville-Concord Road
Huntersvile North Carolina 28078
Shipper's Phone:

Shipper's Site Address (if different than mailing address)
Colonial Pipeline Company
14108 Huntersville-Concord Road
Huntersvile North Carolina 28078

6. Transporter 1 Company Name: Covanta Environmental Solutions
U.S. EPA ID Number: PAR000043026

7. Transporter 2 Company Name
U.S. EPA ID Number

8. Consignee Name and Site Address
Covanta Environmental Solutions LLC
2503 Fayetteville Street
Asheboro NC 27203 (336) 683-0911
Facility's Phone:
U.S. EPA ID Number: NCR000135384

SHIPPER

HM	9. Shipping Name and Description	10. Containers No.	10. Containers Type	11. Total Quantity	12. Unit Wt./Vol.	
	1. Non-RCRA, Non-DOT Regulated Material	1	TT	4800	G	PLACARD? YES ☐ NO ☒ None
	2.					PLACARD? YES ☐ NO ☐
	3.					PLACARD? YES ☐ NO ☐
	4.					PLACARD? YES ☐ NO ☐

13. Special Handling Instructions and Additional Information
1 5005955 Petroleum Contact Water CWT: N/A PO#:

Trailer # TR-60
Emergency Response Guide
Site arrival time 1140 AM
Site departure time 12:10
www.covanta.com

14. SHIPPER'S CERTIFICATION: I certify the materials are accurately described.
Shipper's/Offeror's Printed/Typed Name: Tim Moyer For Adam Harris @ CPC
Signature: T. L. Moyer
Month 2 Day 5 Year 22

INT'L
15. International Shipments ☐ Import to U.S. ☐ Export from U.S. Port of entry/exit:
Transporter Signature (for exports only): Date leaving U.S.:

TRANSPORTER
16. Transporter Acknowledgment of Receipt of Materials
Transporter 1 Printed/Typed Name: Bill Johnston
Signature: Bill Johnston
Month 2 Day 5 Year 22
Transporter 2 Printed/Typed Name
Signature
Month Day Year

DESIGNATED CONSIGNEE
17. Discrepancy
17a. Discrepancy Indication Space ☐ Quantity ☐ Type ☐ Residue ☐ Partial Rejection ☐ Full Rejection
Bill of Lading Reference Number:
17b. Alternate Consignee (or Shipper)
U.S. EPA ID Number
Facility's Phone:
17c. Signature of Alternate Consignee (or Shipper)
Month Day Year

18. Designated Receiving Facility Owner or Operator: Certification of receipt of materials covered by the bill of lading except as noted in Item 17a
Printed/Typed Name: Kalina Davis
Signature:
Month 2 Day 5 Year 22

COVANTA
Environmental Solutions

AD42
TR 33

SO257165

Corporate Office
5300 N 33rd St. - Milwaukee, WI 53209
Phone: 800-842-9792 Fax: 414-461-3812

SHIPPER

BILL OF LADING	1. Shipper ID Number	2. Page 1 of	3. Emergency Response Phone	4. Tracking Number
	NCVSQG		(800) 814-1204	CES 141934

5. Shipper's Name and Mailing Address
Colonial Pipeline Company
14108 Huntersville-Concord Road
Huntersville North Carolina 28078
Shipper's Phone:

Shipper's Site Address (if different than mailing address)
Colonial Pipeline Company
14108 Huntersville-Concord Road
Huntersville North Carolina 28078

6. Transporter 1 Company Name: Covanta Environmental Solutions
U.S. EPA ID Number: PAR000043026

7. Transporter 2 Company Name:
U.S. EPA ID Number:

8. Consignee Name and Site Address
Covanta Environmental Solutions LLC
2503 Fayetteville Street
Asheboro NC 27203 (336) 683-0911
Facility's Phone:
U.S. EPA ID Number: NCR000135384

HM	9. Shipping Name and Description	10. Containers No.	10. Containers Type	11. Total Quantity	12. Unit Wt./Vol.	
	1. Non-RCRA, Non-DOT Regulated Material	1	TT	5,125	G	PLACARD? YES ☐ NO ☐ None
	2.					PLACARD? YES ☐ NO ☐
	3.					PLACARD? YES ☐ NO ☐
	4.					PLACARD? YES ☐ NO ☐

13. Special Handling Instructions and Additional Information
1 5005955 Petroleum Contact Water CWT: N/A PO#:

Trailer # 33
Emergency Response Guide on-bo
Site arrival time 12:20
Site departure time 1:00 PM
www.covanta.com

14. SHIPPER'S CERTIFICATION: I certify the materials are accurately described.
Shipper's/Offeror's Printed/Typed Name: Tim Mayer for Adam Harris @ CPC
Signature: J. L. Moyer
Month 2 Day 5 Year 22

INT'L

15. International Shipments ☐ Import to U.S. ☐ Export from U.S.
Port of entry/exit:
Transporter Signature (for exports only):
Date leaving U.S.:

TRANSPORTER

16. Transporter Acknowledgment of Receipt of Materials
Transporter 1 Printed/Typed Name: Jose Hernandez
Signature:
Month 2 Day 5 Year 22
Transporter 2 Printed/Typed Name:
Signature:
Month Day Year

DESIGNATED CONSIGNEE

17. Discrepancy
17a. Discrepancy Indication Space ☐ Quantity ☐ Type ☐ Residue ☐ Partial Rejection ☐ Full Rejection
Bill of Lading Reference Number:
17b. Alternate Consignee (or Shipper)
U.S. EPA ID Number
Facility's Phone:
17c. Signature of Alternate Consignee (or Shipper)
Month Day Year

18. Designated Receiving Facility Owner or Operator: Certification of receipt of materials covered by the bill of lading except as noted in Item 17a
Printed/Typed Name: Kaline Davis
Signature:
Month 2 Day 5 Year 22

COVANTA
Environmental Solutions

RD-38
TR-60

Corporate Office
5300 N 33rd St. - Milwaukee, WI 53209
Phone: 800-842-9792 Fax: 414-461-3812

50260381

BILL OF LADING	1. Shipper ID Number	2. Page 1 of	3. Emergency Response Phone	4. Tracking Number
	NCVSQG		(800) 814-1204	CES 141936

5. Shipper's Name and Mailing Address
Colonial Pipeline Company
14108 Huntersville-Concord Road
Huntersvile North Carolina 28078
Shipper's Phone:

Shipper's Site Address (if different than mailing address)
Colonial Pipeline Company
14108 Huntersville-Concord Road
Huntersvile North Carolina 28078

6. Transporter 1 Company Name: Covanta Environmental Solutions
U.S. EPA ID Number: PAR000043026

7. Transporter 2 Company Name:
U.S. EPA ID Number:

8. Consignee Name and Site Address
Covanta Environmental Solutions LLC
2503 Fayetteville Street
Asheboro NC 27203 (336) 683-0911
Facility's Phone:
U.S. EPA ID Number: NCR000135384

HM	9. Shipping Name and Description	10. Containers No.	10. Containers Type	11. Total Quantity	12. Unit Wt./Vol.	
	1. Non-RCRA, Non-DOT Regulated Material	1	TT	4800	G	PLACARD? YES ☐ NO ☐ None
	2.					PLACARD? YES ☐ NO ☐
	3.					PLACARD? YES ☐ NO ☐
	4.					PLACARD? YES ☐ NO ☐

13. Special Handling Instructions and Additional Information

1 5005955 Petroleum Contact Water CWT: N/A PO#:

Trailer # TR-60
Emergency Response Guide [illegible]
Site arrival time 7:50 AM
Site departure time 8:15 AM
www.covanta.com

14. SHIPPER'S CERTIFICATION: I certify the materials are accurately described.

Shipper's/Offeror's Printed/Typed Name: Tim Moyer for Adam Harris @ CPC
Signature: T. T. Moy
Month 2 Day 5 Year 22

INT'L

15. International Shipments ☐ Import to U.S. ☐ Export from U.S.
Port of entry/exit:
Transporter Signature (for exports only):
Date leaving U.S.:

TRANSPORTER

16. Transporter Acknowledgment of Receipt of Materials

Transporter 1 Printed/Typed Name: Bill Johnston
Signature: Bill Johnston
Month 2 Day 5 Year 22

Transporter 2 Printed/Typed Name:
Signature:
Month Day Year

DESIGNATED CONSIGNEE

17. Discrepancy

17a. Discrepancy Indication Space ☐ Quantity ☐ Type ☐ Residue ☐ Partial Rejection ☐ Full Rejection

Bill of Lading Reference Number:

17b. Alternate Consignee (or Shipper)
U.S. EPA ID Number
Facility's Phone:

17c. Signature of Alternate Consignee (or Shipper)
Month Day Year

18. Designated Receiving Facility Owner or Operator: Certification of receipt of materials covered by the bill of lading except as noted in Item 17a

Printed/Typed Name: Kaline Davis
Signature: [illegible]
Month 2 Day 5 Year 22

COVANTA
Environmental Solutions

RD 42
TR 33

50257164

Corporate Office
5300 N 33rd St. - Milwaukee, WI 53209
Phone: 800-842-9792 Fax: 414-461-3812

BILL OF LADING

1. Shipper ID Number: NCVSQG
2. Page 1 of
3. Emergency Response Phone: (800) 814-1204
4. Tracking Number: **CES** 141930

5. Shipper's Name and Mailing Address
Colonial Pipeline Company
14108 Huntersville-Concord Road
Huntersvile North Carolina 28078
Shipper's Phone:

Shipper's Site Address (if different than mailing address)
Colonial Pipeline Company
14108 Huntersville-Concord Road
Huntersvile North Carolina 28078

6. Transporter 1 Company Name: Covanta Environmental Solutions
U.S. EPA ID Number: PAR000043026

7. Transporter 2 Company Name:
U.S. EPA ID Number:

8. Consignee Name and Site Address
Covanta Environmental Solutions LLC
2503 Fayetteville Street
Asheboro NC 27203 (336) 683-0911
Facility's Phone:
U.S. EPA ID Number: NCR000135384

HM	9. Shipping Name and Description	10. Containers No.	10. Containers Type	11. Total Quantity	12. Unit Wt./Vol.	
	1. Non-RCRA, Non-DOT Regulated Material	1	TT	5,125	G	PLACARD? None YES ☐ NO ☐
	2.					PLACARD? YES ☐ NO ☐
	3.					PLACARD? YES ☐ NO ☐
	4.					PLACARD? YES ☐ NO ☐

13. Special Handling Instructions and Additional Information
1 5005955 Petroleum Contact Water CWT: N/A PO#:

Trailer # 33
Emergency Response Guide on-board
Site arrival time 8:25
Site departure time 8:50
www.covanta.com

14. SHIPPER'S CERTIFICATION: I certify the materials are accurately described.
Shipper's/Offeror's Printed/Typed Name: Tim Moyer for Adam Harris @ CPC
Signature: T.L Moyer
Month 2 Day 5 Year 22

15. International Shipments ☐ Import to U.S. ☐ Export from U.S. Port of entry/exit:
Transporter Signature (for exports only): Date leaving U.S.:

16. Transporter Acknowledgment of Receipt of Materials
Transporter 1 Printed/Typed Name: Jose Henrique
Signature: Jose Henrique
Month 2 Day 05 Year 22
Transporter 2 Printed/Typed Name:
Signature:
Month Day Year

17. Discrepancy
17a. Discrepancy Indication Space ☐ Quantity ☐ Type ☐ Residue ☐ Partial Rejection ☐ Full Rejection
Bill of Lading Reference Number:
17b. Alternate Consignee (or Shipper)
U.S. EPA ID Number
Facility's Phone:
17c. Signature of Alternate Consignee (or Shipper)
Month Day Year

18. Designated Receiving Facility Owner or Operator: Certification of receipt of materials covered by the bill of lading except as noted in Item 17a
Printed/Typed Name: Kaline Davis
Signature:
Month 2 Day 5 Year 22

SHIPPER | INT'L | TRANSPORTER | DESIGNATED CONSIGNEE

COVANTA
Environmental Solutions

SO259016

Corporate Office
5300 N 33rd St. - Milwaukee, WI 53209
Phone: 800-842-9792 Fax: 414-461-3812

BILL OF LADING

1. Shipper ID Number: NCVSQG
2. Page 1 of 1
3. Emergency Response Phone: (800) 814-1204
4. Tracking Number: CES 142259

5. Shipper's Name and Mailing Address
Colonial Pipeline Company
14108 Huntersville-Concord Road
Huntersvile North Carolina 28078
Shipper's Phone:

Shipper's Site Address (if different than mailing address)
Colonial Pipeline Company
14108 Huntersville-Concord Road
Huntersvile North Carolina 28078

6. Transporter 1 Company Name: Covanta Environmental Solutions
U.S. EPA ID Number: PAR000043026

7. Transporter 2 Company Name:
U.S. EPA ID Number:

8. Consignee Name and Site Address
Covanta Environmental Solutions LLC
2503 Fayetteville Street
Asheboro NC 27203 (336) 683-0911
Facility's Phone:
U.S. EPA ID Number: NCR000135384

HM	9. Shipping Name and Description	10. Containers No.	10. Containers Type	11. Total Quantity	12. Unit Wt./Vol.	
	1. Non-RCRA, Non-DOT Regulated Material	1	TT	5124	G	PLACARD? None YES ☐ NO ☐
	2.					PLACARD? YES ☐ NO ☐
	3.					PLACARD? YES ☐ NO ☐
	4.					PLACARD? YES ☐ NO ☐

13. Special Handling Instructions and Additional Information
1 5005955 Petroleum Contact Water CWT: N/A PO#:

RD 43
Trailer # 34
Emergency Response Guide On board
Site arrival time 8:45
Site departure time 9:20
www.covanta.com

14. SHIPPER'S CERTIFICATION: I certify the materials are accurately described.
Shipper's/Offeror's Printed/Typed Name: Tim Moyer for Adam Harris @ CPC
Signature: T. L. Moyer
Month 2 Day 6 Year 22

15. International Shipments ☐ Import to U.S. ☐ Export from U.S. Port of entry/exit:
Transporter Signature (for exports only): Date leaving U.S.:

16. Transporter Acknowledgment of Receipt of Materials
Transporter 1 Printed/Typed Name: James Prather
Signature:
Month 2 Day 6 Year 22
Transporter 2 Printed/Typed Name:
Signature:
Month Day Year

17. Discrepancy
17a. Discrepancy Indication Space ☐ Quantity ☐ Type ☐ Residue ☐ Partial Rejection ☐ Full Rejection
Bill of Lading Reference Number:

17b. Alternate Consignee (or Shipper)
U.S. EPA ID Number
Facility's Phone:

17c. Signature of Alternate Consignee (or Shipper)
Month Day Year

18. Designated Receiving Facility Owner or Operator: Certification of receipt of materials covered by the bill of lading except as noted in Item 17a
Printed/Typed Name: Kaline Davis
Signature:
Month 2 Day 6 Year 22

SHIPPER | INT'L | TRANSPORTER | DESIGNATED CONSIGNEE

COVANTA
Environmental Solutions

Corporate Office
5300 N 33rd St. - Milwaukee, WI 53209
Phone: 800-842-9792 Fax: 414-461-3812

SO260387

BILL OF LADING	1. Shipper ID Number	2. Page 1 of	3. Emergency Response Phone	4. Tracking Number
	NCVSQG	1	(800) 814-1204	CES 141940

5. Shipper's Name and Mailing Address
Colonial Pipeline Company
14108 Huntersville-Concord Road
Huntersvile North Carolina 28078
Shipper's Phone:

Shipper's Site Address (if different than mailing address)
Colonial Pipeline Company
14108 Huntersville-Concord Road
Huntersvile North Carolina 28078

6. Transporter 1 Company Name: Covanta Environmental Solutions
U.S. EPA ID Number: PAR000043026

7. Transporter 2 Company Name:
U.S. EPA ID Number:

8. Consignee Name and Site Address
Covanta Environmental Solutions LLC
2503 Fayetteville Street
Asheboro NC 27203 (336) 683-0911
Facility's Phone:
U.S. EPA ID Number: NCR000135384

HM	9. Shipping Name and Description	10. Containers No.	10. Containers Type	11. Total Quantity	12. Unit Wt./Vol.	
	1. Non-RCRA, Non-DOT Regulated Material	1	TT	5124	G	PLACARD? YES ☐ NO ☐ None
	2.					PLACARD? YES ☐ NO ☐
	3.					PLACARD? YES ☐ NO ☐
	4.					PLACARD? YES ☐ NO ☐

13. Special Handling Instructions and Additional Information
1 5005955 Petroleum Contact Water CWT: N/A PO#:
RD43
Trailer # 34
Emergency Response Guide On-bo
Site arrival time 1:00
Site departure time 1:50
www.covanta.com

14. SHIPPER'S CERTIFICATION: I certify the materials are accurately described.
Shipper's/Offeror's Printed/Typed Name: Jim Moyer for Adam Harris @ CPC
Signature: J. L. Moyer
Month 2 Day 6 Year 22

15. International Shipments ☐ Import to U.S. ☐ Export from U.S. Port of entry/exit:
Transporter Signature (for exports only): Date leaving U.S.:

16. Transporter Acknowledgment of Receipt of Materials
Transporter 1 Printed/Typed Name: James Prather
Signature:
Month 2 Day 6 Year 22
Transporter 2 Printed/Typed Name:
Signature:
Month Day Year

17. Discrepancy
17a. Discrepancy Indication Space ☐ Quantity ☐ Type ☐ Residue ☐ Partial Rejection ☐ Full Rejection
Bill of Lading Reference Number:
17b. Alternate Consignee (or Shipper)
U.S. EPA ID Number
Facility's Phone:
17c. Signature of Alternate Consignee (or Shipper)
Month Day Year

18. Designated Receiving Facility Owner or Operator: Certification of receipt of materials covered by the bill of lading except as noted in Item 17a
Printed/Typed Name: Katine Davis
Signature:
Month 2 Day 16 Year 22

SHIPPER | INT'L | TRANSPORTER | DESIGNATED CONSIGNEE

COVANTA
Environmental Solutions

Corporate Office
5300 N 33rd St. - Milwaukee, WI 53209
Phone: 800-842-9792 Fax: 414-461-3812

50259019

BILL OF LADING	1. Shipper ID Number	2. Page 1 of	3. Emergency Response Phone	4. Tracking Number
	NCVSQG	1	(800) 814-1204	CES 141938

5. Shipper's Name and Mailing Address
Colonial Pipeline Company
14108 Huntersville-Concord Road
Huntersvile North Carolina 28078
Shipper's Phone:

Shipper's Site Address (if different than mailing address)
Colonial Pipeline Company
14108 Huntersville-Concord Road
Huntersvile North Carolina 28078

6. Transporter 1 Company Name: Covanta Environmental Solutions
U.S. EPA ID Number: PAR000043026

7. Transporter 2 Company Name:
U.S. EPA ID Number:

8. Consignee Name and Site Address
Covanta Environmental Solutions LLC
2503 Fayetteville Street
Asheboro NC 27203 (336) 683-0911
Facility's Phone:
U.S. EPA ID Number: NCR000135384

HM	9. Shipping Name and Description	10. Containers No.	10. Containers Type	11. Total Quantity	12. Unit Wt./Vol.	
	1. Non-RCRA, Non-DOT Regulated Material	1	TT	5000 g		PLACARD? YES ☐ NO ☐ None
	2.					PLACARD? YES ☐ NO ☐
	3.					PLACARD? YES ☐ NO ☐
	4.					PLACARD? YES ☐ NO ☐

13. Special Handling Instructions and Additional Information
1 5005955 Petroleum Contact Water CWT: N/A PO#:

RD38
Trailer # TR60
Emergency Response Guide On-board
Site arrival time 1230
Site departure time 1255
www.covanta.com

14. SHIPPER'S CERTIFICATION: I certify the materials are accurately described.
Shipper's/Offeror's Printed/Typed Name: Tim Moyer For Adam Harris @ CPC
Signature: T. L. Moyer
Month 2 Day 6 Year 22

15. International Shipments ☐ Import to U.S. ☐ Export from U.S. Port of entry/exit:
Transporter Signature (for exports only): Date leaving U.S.:

16. Transporter Acknowledgment of Receipt of Materials
Transporter 1 Printed/Typed Name: CORBY TUCKER
Signature: Corby Tucker
Month 2 Day 6 Year 22
Transporter 2 Printed/Typed Name:
Signature:
Month Day Year

17. Discrepancy
17a. Discrepancy Indication Space ☐ Quantity ☐ Type ☐ Residue ☐ Partial Rejection ☐ Full Rejection
Bill of Lading Reference Number:
17b. Alternate Consignee (or Shipper)
U.S. EPA ID Number
Facility's Phone:
17c. Signature of Alternate Consignee (or Shipper)
Month Day Year

18. Designated Receiving Facility Owner or Operator: Certification of receipt of materials covered by the bill of lading except as noted in Item 17a
Printed/Typed Name: Paline Davis
Signature:
Month 2 Day 16 Year 22

SHIPPER | INT'L | TRANSPORTER | DESIGNATED CONSIGNEE

COVANTA
Environmental Solutions

Corporate Office
5300 N 33rd St. - Milwaukee, WI 53209
Phone: 800-842-9792 Fax: 414-461-3812

SO259018

BILL OF LADING	1. Shipper ID Number	2. Page 1 of	3. Emergency Response Phone	4. Tracking Number
	NCVSQG	1	(800) 814-1204	CES 142257

5. Shipper's Name and Mailing Address
Colonial Pipeline Company
14108 Huntersville-Concord Road
Huntersvile North Carolina 28078
Shipper's Phone:

Shipper's Site Address (if different than mailing address)
Colonial Pipeline Company
14108 Huntersville-Concord Road
Huntersvile North Carolina 28078

6. Transporter 1 Company Name: Covanta Environmental Solutions
U.S. EPA ID Number: PAR000043026

7. Transporter 2 Company Name
U.S. EPA ID Number

8. Consignee Name and Site Address
Covanta Environmental Solutions LLC
2503 Fayetteville Street
Asheboro NC 27203 (336) 683-0911
Facility's Phone:
U.S. EPA ID Number: NCR000135384

HM	9. Shipping Name and Description	10. Containers No.	10. Containers Type	11. Total Quantity	12. Unit Wt./Vol.	
	1. Non-RCRA, Non-DOT Regulated Material	1	TT	5125g		PLACARD? YES ☐ NO ☑ None
	2.					PLACARD? YES ☐ NO ☐
	3.					PLACARD? YES ☐ NO ☐
	4.					PLACARD? YES ☐ NO ☐

13. Special Handling Instructions and Additional Information
1 5005955 Petroleum Contact Water CWT: N/A PO#:

RD38
Trailer # 60
Emergency Response Guide On-boa
Site arrival time 805
Site departure time 835
www.covanta.com

14. **SHIPPER'S CERTIFICATION:** I certify the materials are accurately described.
Shipper's/Offeror's Printed/Typed Name: Tim Moyer for Adam Harris @ CPC
Signature: T. L. Moyer
Month 2 Day 6 Year 22

15. International Shipments ☐ Import to U.S. ☐ Export from U.S. Port of entry/exit:
Transporter Signature (for exports only): Date leaving U.S.:

16. Transporter Acknowledgment of Receipt of Materials
Transporter 1 Printed/Typed Name: CORBY TUCKER
Signature:
Month 2 Day 6 Year 22
Transporter 2 Printed/Typed Name
Signature
Month Day Year

17. Discrepancy
17a. Discrepancy Indication Space ☐ Quantity ☐ Type ☐ Residue ☐ Partial Rejection ☐ Full Rejection
Bill of Lading Reference Number:

17b. Alternate Consignee (or Shipper)
U.S. EPA ID Number
Facility's Phone:

17c. Signature of Alternate Consignee (or Shipper)
Month Day Year

18. Designated Receiving Facility Owner or Operator: Certification of receipt of materials covered by the bill of lading except as noted in Item 17a
Printed/Typed Name: Kalline Davis
Signature:
Month 2 Day 6 Year 22

SHIPPER | INT'L | TRANSPORTER | DESIGNATED CONSIGNEE

COVANTA
Environmental Solutions

SO260299

Corporate Office
5300 N 33rd St. - Milwaukee, WI 53209
Phone: 800-842-9792 Fax: 414-461-3812

BILL OF LADING

1. Shipper ID Number: NCVSQG
2. Page 1 of
3. Emergency Response Phone: (800) 814-1204
4. Tracking Number: **CES** 142265

5. Shipper's Name and Mailing Address
Colonial Pipeline Company
14108 Huntersville-Concord Road
Huntersvile North Carolina 28078
Shipper's Phone:

Shipper's Site Address (if different than mailing address)
Colonial Pipeline Company
14108 Huntersville-Concord Road
Huntersvile North Carolina 28078

6. Transporter 1 Company Name: Covanta Environmental Solutions
U.S. EPA ID Number: PAR000043026

7. Transporter 2 Company Name:
U.S. EPA ID Number:

8. Consignee Name and Site Address
Covanta Environmental Solutions LLC
2503 Fayetteville Street
Asheboro NC 27203 (336) 683-0911
Facility's Phone:
U.S. EPA ID Number: NCR000135384

SHIPPER

HM	9. Shipping Name and Description	10. Containers No.	10. Containers Type	11. Total Quantity	12. Unit Wt./Vol.	
	1. Non-RCRA, Non-DOT Regulated Material	01	TT	5725	G	PLACARD? None YES ☐ NO ☐
	2.					PLACARD? YES ☐ NO ☐
	3.					PLACARD? YES ☐ NO ☐
	4.					PLACARD? YES ☐ NO ☐

13. Special Handling Instructions and Additional Information
1 5005955 Petroleum Contact Water CWT: N/A PO#:

KD 37-34
Trailer #
Emergency Response Guide On-bo
Site arrival time 1445
Site departure time 1510
www.covanta.com

14. SHIPPER'S CERTIFICATION: I certify the materials are accurately described.
Shipper's/Offeror's Printed/Typed Name: Tim Moyer for Adam Harris@CPC
Signature: T. L. Moy
Month 02 Day 07 Year 22

INT'L
15. International Shipments ☐ Import to U.S. ☐ Export from U.S. Port of entry/exit:
Transporter Signature (for exports only): Date leaving U.S.:

TRANSPORTER
16. Transporter Acknowledgment of Receipt of Materials
Transporter 1 Printed/Typed Name: Jamie McNeill
Signature: Jamie McNeill
Month 02 Day 07 Year 22
Transporter 2 Printed/Typed Name:
Signature:
Month Day Year

DESIGNATED CONSIGNEE
17. Discrepancy
17a. Discrepancy Indication Space ☐ Quantity ☐ Type ☐ Residue ☐ Partial Rejection ☐ Full Rejection
Bill of Lading Reference Number:
17b. Alternate Consignee (or Shipper)
U.S. EPA ID Number
Facility's Phone:
17c. Signature of Alternate Consignee (or Shipper)
Month Day Year

18. Designated Receiving Facility Owner or Operator: Certification of receipt of materials covered by the bill of lading except as noted in Item 17a
Printed/Typed Name: Kaline Davis
Signature:
Month 27 Year 22

COVANTA
Environmental Solutions

38/60

SO260298

Corporate Office
5300 N 33rd St. - Milwaukee, WI 53209
Phone: 800-842-9792 Fax: 414-461-3812

BILL OF LADING

1. Shipper ID Number: NCVSQG
2. Page 1 of
3. Emergency Response Phone: (800) 814-1204
4. Tracking Number: CES 142264

5. Shipper's Name and Mailing Address
Colonial Pipeline Company
14108 Huntersville-Concord Road
Huntersvile North Carolina 28078
Shipper's Phone:

Shipper's Site Address (if different than mailing address)
Colonial Pipeline Company
14108 Huntersville-Concord Road
Huntersvile North Carolina 28078

6. Transporter 1 Company Name: Covanta Environmental Solutions
U.S. EPA ID Number: PAR000043026

7. Transporter 2 Company Name:
U.S. EPA ID Number:

8. Consignee Name and Site Address
Covanta Environmental Solutions LLC
2503 Fayetteville Street
Asheboro NC 27203 (336) 683-0911
Facility's Phone:
U.S. EPA ID Number: NCR000135384

SHIPPER

HM	9. Shipping Name and Description	10. Containers No.	10. Containers Type	11. Total Quantity	12. Unit Wt./Vol.	
	1. Non-RCRA, Non-DOT Regulated Material	1	TT	5125	G	PLACARD? YES ☐ NO ☐ None
	2.					PLACARD? YES ☐ NO ☐
	3.					PLACARD? YES ☐ NO ☐
	4.					PLACARD? YES ☐ NO ☐

13. Special Handling Instructions and Additional Information
1 5005955 Petroleum Contact Water CWT: N/A PO#:

Trailer #:
Emergency Response Guide On-board
Site arrival time 1:25
Site departure time 1:40
www.covanta.com

14. SHIPPER'S CERTIFICATION: I certify the materials are accurately described.
Shipper's/Offeror's Printed/Typed Name: Tim Moyer for Adam Harris @ CPC
Signature: T. L. Moyer
Month 2 Day 7 Year 22

INT'L
15. International Shipments ☐ Import to U.S. ☐ Export from U.S.
Port of entry/exit:
Transporter Signature (for exports only):
Date leaving U.S.:

TRANSPORTER
16. Transporter Acknowledgment of Receipt of Materials
Transporter 1 Printed/Typed Name: Bobby Jarrett
Signature: Bobby Jarrett
Month 2 Day 7 Year 22
Transporter 2 Printed/Typed Name:
Signature:
Month Day Year

DESIGNATED CONSIGNEE
17. Discrepancy
17a. Discrepancy Indication Space ☐ Quantity ☐ Type ☐ Residue ☐ Partial Rejection ☐ Full Rejection
Bill of Lading Reference Number:
17b. Alternate Consignee (or Shipper)
U.S. EPA ID Number
Facility's Phone:
17c. Signature of Alternate Consignee (or Shipper)
Month Day Year

18. Designated Receiving Facility Owner or Operator: Certification of receipt of materials covered by the bill of lading except as noted in Item 17a
Printed/Typed Name: Kaline Davis
Signature:
Month 2 Day 7 Year 22

COVANTA
Environmental Solutions

38/60

50260295

Corporate Office
5300 N 33rd St. - Milwaukee, WI 53209
Phone: 800-842-9792 Fax: 414-461-3812

BILL OF LADING

1. Shipper ID Number	2. Page 1 of	3. Emergency Response Phone	4. Tracking Number
NCVSQG		(800) 814-1204	CES 142267

5. Shipper's Name and Mailing Address
Colonial Pipeline Company
14108 Huntersville-Concord Road
Huntersvile North Carolina 28078
Shipper's Phone:

Shipper's Site Address (if different than mailing address)
Colonial Pipeline Company
14108 Huntersville-Concord Road
Huntersvile North Carolina 28078

6. Transporter 1 Company Name: Covanta Environmental Solutions
U.S. EPA ID Number: PAR000043026

7. Transporter 2 Company Name:
U.S. EPA ID Number:

8. Consignee Name and Site Address
Covanta Environmental Solutions LLC
2503 Fayetteville Street
Asheboro NC 27203 (336) 683-0911
Facility's Phone:
U.S. EPA ID Number: NCR000135384

HM	9. Shipping Name and Description	10. Containers No.	10. Containers Type	11. Total Quantity	12. Unit Wt./Vol.	
	1. Non-RCRA, Non-DOT Regulated Material	1	TT	5125	G	PLACARD? None YES ☐ NO ☐
	2.					PLACARD? YES ☐ NO ☐
	3.					PLACARD? YES ☐ NO ☐
	4.					PLACARD? YES ☐ NO ☐

13. Special Handling Instructions and Additional Information
1 5005955 Petroleum Contact Water CWT: N/A PO#:

Trailer #:
Emergency Response Guide (in-bo
Site arrival time 1040
Site departure time 11
www.covanta.com

14. SHIPPER'S CERTIFICATION: I certify the materials are accurately described.

Shipper's/Offeror's Printed/Typed Name	Signature	Month	Day	Year
Tim Moyer for Adam Harris @ CPC	T. L. Moy	2	7	22

INT'L
15. International Shipments ☐ Import to U.S. ☐ Export from U.S. Port of entry/exit:
Transporter Signature (for exports only): Date leaving U.S.:

TRANSPORTER
16. Transporter Acknowledgment of Receipt of Materials

Transporter 1 Printed/Typed Name	Signature	Month	Day	Year
Bobby Jarrett	Bobby Jarrett	2	7	22
Transporter 2 Printed/Typed Name	Signature	Month	Day	Year

DESIGNATED CONSIGNEE
17. Discrepancy
17a. Discrepancy Indication Space ☐ Quantity ☐ Type ☐ Residue ☐ Partial Rejection ☐ Full Rejection
Bill of Lading Reference Number:
17b. Alternate Consignee (or Shipper)
U.S. EPA ID Number
Facility's Phone:
17c. Signature of Alternate Consignee (or Shipper) Month Day Year

18. Designated Receiving Facility Owner or Operator: Certification of receipt of materials covered by the bill of lading except as noted in Item 17a

Printed/Typed Name	Signature	Month	Day	Year
Sherry Ferrell	Sherry Ferrell	2	7	22

COVANTA
Environmental Solutions

Corporate Office
5300 N 33rd St. - Milwaukee, WI 53209
Phone: 800-842-9792 Fax: 414-461-3812

SO260296

BILL OF LADING	1. Shipper ID Number	2. Page 1 of	3. Emergency Response Phone	4. Tracking Number
	NCVSQG		(800) 814-1204	CES 142269

5. Shipper's Name and Mailing Address
Colonial Pipeline Company
14108 Huntersville-Concord Road
Huntersvile North Carolina 28078
Shipper's Phone:

Shipper's Site Address (if different than mailing address)
Colonial Pipeline Company
14108 Huntersville-Concord Road
Huntersvile North Carolina 28078

6. Transporter 1 Company Name: Covanta Environmental Solutions
U.S. EPA ID Number: PAR000043026

7. Transporter 2 Company Name
U.S. EPA ID Number

8. Consignee Name and Site Address
Covanta Environmental Solutions LLC
2503 Fayetteville Street
Asheboro NC 27203 (336) 683-0911
Facility's Phone:
U.S. EPA ID Number: NCR000135384

SHIPPER

HM	9. Shipping Name and Description	10. Containers No.	10. Containers Type	11. Total Quantity	12. Unit Wt./Vol.	
	1. Non-RCRA, Non-DOT Regulated Material	01	TT	5725	G	PLACARD? YES ☐ NO ☑ None
	2.					PLACARD? YES ☐ NO ☐
	3.					PLACARD? YES ☐ NO ☐
	4.					PLACARD? YES ☐ NO ☐

13. Special Handling Instructions and Additional Information
1 5005955 Petroleum Contact Water CWT: N/A PO#:

AD 35
Trailer # 34
Emergency Response Guide
Site arrival time 1140
Site departure time 1205
www.covanta.com

14. SHIPPER'S CERTIFICATION: I certify the materials are accurately described.
Shipper's/Offeror's Printed/Typed Name: Tim Moyer for Adam Harris @ CPC
Signature: T. L. Moyer
Month 02 Day 07 Year 22

INT'L
15. International Shipments ☐ Import to U.S. ☐ Export from U.S. Port of entry/exit:
Transporter Signature (for exports only): Date leaving U.S.:

TRANSPORTER
16. Transporter Acknowledgment of Receipt of Materials
Transporter 1 Printed/Typed Name: Janie Maxwell
Signature: Janie Maxwell
Month 02 Day 07 Year 22
Transporter 2 Printed/Typed Name
Signature
Month Day Year

DESIGNATED CONSIGNEE
17. Discrepancy
17a. Discrepancy Indication Space ☐ Quantity ☐ Type ☐ Residue ☐ Partial Rejection ☐ Full Rejection
Bill of Lading Reference Number:
17b. Alternate Consignee (or Shipper)
U.S. EPA ID Number
Facility's Phone:
17c. Signature of Alternate Consignee (or Shipper)
Month Day Year

18. Designated Receiving Facility Owner or Operator: Certification of receipt of materials covered by the bill of lading except as noted in Item 17a
Printed/Typed Name: Merry Ferrell
Signature: Merry Ferrell
Month 2 Day 7 Year 22

COVANTA
Environmental Solutions

SO260294

Corporate Office
5300 N 33rd St. - Milwaukee, WI 53209
Phone: 800-842-9792 Fax: 414-461-3812

BILL OF LADING

1. Shipper ID Number: NCVSQG
2. Page 1 of
3. Emergency Response Phone: (800) 814-1204
4. Tracking Number: CES 142266

SHIPPER

5. Shipper's Name and Mailing Address
Colonial Pipeline Company
14108 Huntersville-Concord Road
Huntersvile North Carolina 28078
Shipper's Phone:

Shipper's Site Address (if different than mailing address)
Colonial Pipeline Company
14108 Huntersville-Concord Road
Huntersvile North Carolina 28078

6. Transporter 1 Company Name: Covanta Environmental Solutions
U.S. EPA ID Number: PAR000043026

7. Transporter 2 Company Name:
U.S. EPA ID Number:

8. Consignee Name and Site Address
Covanta Environmental Solutions LLC
2503 Fayetteville Street
Asheboro NC 27203 (336) 683-0911
Facility's Phone:
U.S. EPA ID Number: NCR000135384

HM	9. Shipping Name and Description	10. Containers No.	10. Containers Type	11. Total Quantity	12. Unit Wt./Vol.	
	1. Non-RCRA, Non-DOT Regulated Material	01	TT	5725	G	PLACARD? None YES ☐ NO ☐
	2.					PLACARD? YES ☐ NO ☐
	3.					PLACARD? YES ☐ NO ☐
	4.					PLACARD? YES ☐ NO ☐

13. Special Handling Instructions and Additional Information
1 5005955 Petroleum Contact Water CWT: N/A PO#:

L039 34
Trailer # 34
Emergency Response Guide On-bo
0845 Site arrival time
Site departure time 0915
www.covanta.com

14. **SHIPPER'S CERTIFICATION:** I certify the materials are accurately described.
Shipper's/Offeror's Printed/Typed Name: Tim Moyer For Adam Harris @ CPC
Signature: T. L. Moyer
Month 02 Day 07 Year 22

INT'L

15. International Shipments ☐ Import to U.S. ☐ Export from U.S. Port of entry/exit:
Transporter Signature (for exports only): Date leaving U.S.:

TRANSPORTER

16. Transporter Acknowledgment of Receipt of Materials
Transporter 1 Printed/Typed Name: Diane Morrell
Signature: Diane Morrell
Month 02 Day 07 Year 22
Transporter 2 Printed/Typed Name:
Signature:
Month Day Year

DESIGNATED CONSIGNEE

17. Discrepancy
17a. Discrepancy Indication Space ☐ Quantity ☐ Type ☐ Residue ☐ Partial Rejection ☐ Full Rejection
Bill of Lading Reference Number:
17b. Alternate Consignee (or Shipper)
U.S. EPA ID Number
Facility's Phone:
17c. Signature of Alternate Consignee (or Shipper)
Month Day Year

18. Designated Receiving Facility Owner or Operator: Certification of receipt of materials covered by the bill of lading except as noted in Item 17a
Printed/Typed Name: Sherry Ferrell
Signature: Sherry Ferrell
Month 2 Day 7 Year 22

COVANTA
Environmental Solutions

38/60

Corporate Office
5300 N 33rd St. - Milwaukee, WI 53209
Phone: 800-842-9792 Fax: 414-461-3812

SHIPPER

BILL OF LADING	1. Shipper ID Number: NCVSQG	2. Page 1 of	3. Emergency Response Phone: SQ260293 (800) 814-1204	4. Tracking Number: CES 142262

5. Shipper's Name and Mailing Address
Colonial Pipeline Company
14108 Huntersville-Concord Road
Huntersville North Carolina 28078
Shipper's Phone:

Shipper's Site Address (if different than mailing address)
Colonial Pipeline Company
14108 Huntersville-Concord Road
Huntersville North Carolina 28078

6. Transporter 1 Company Name: Covanta Environmental Solutions
U.S. EPA ID Number:

7. Transporter 2 Company Name
U.S. EPA ID Number: PAR000043026

8. Consignee Name and Site Address
Covanta Environmental Solutions LLC
2503 Fayetteville Street
Asheboro NC 27203 (336) 683-0911
Facility's Phone:
U.S. EPA ID Number: NCR000135384

HM	9. Shipping Name and Description	10. Containers No.	10. Containers Type	11. Total Quantity	12. Unit Wt./Vol.	
	1. Non-RCRA, Non-DOT Regulated Material	1	TT	5125	G	PLACARD? YES ☐ NO ☐ None
	2.					PLACARD? YES ☐ NO ☐
	3.					PLACARD? YES ☐ NO ☐
	4.					PLACARD? YES ☐ NO ☐

13. Special Handling Instructions and Additional Information
1 5005955 Petroleum Contact Water CWT: N/A PO#:

Trailer #____
Emergency Response Guide On board
Site arrival time 7:45
Site departure time 8:15
www.covanta.com

14. SHIPPER'S CERTIFICATION: I certify the materials are accurately described.
Shipper's/Offeror's Printed/Typed Name: Tim Moyer for Adam Harris@CPC
Signature: T. L. Moyer
Month 2 Day 7 Year 22

INT'L
15. International Shipments ☐ Import to U.S. ☐ Export from U.S. Port of entry/exit:
Transporter Signature (for exports only): Date leaving U.S.:

TRANSPORTER
16. Transporter Acknowledgment of Receipt of Materials
Transporter 1 Printed/Typed Name: Bobby Jarrett
Signature: Bobby Jarrett
Month 2 Day 7 Year 22
Transporter 2 Printed/Typed Name
Signature
Month Day Year

DESIGNATED CONSIGNEE
17. Discrepancy
17a. Discrepancy Indication Space ☐ Quantity ☐ Type ☐ Residue ☐ Partial Rejection ☐ Full Rejection
Bill of Lading Reference Number:
17b. Alternate Consignee (or Shipper)
U.S. EPA ID Number
Facility's Phone:
17c. Signature of Alternate Consignee (or Shipper)
Month Day Year

18. Designated Receiving Facility Owner or Operator: Certification of receipt of materials covered by the bill of lading except as noted in Item 17a
Printed/Typed Name: Harry Farrell
Signature: Harry Farrell
Month 2 Day 7 Year 22

COVANTA
Environmental Solutions

38/40

S0260306
~~S0260308~~

Corporate Office
5300 N 33rd St. - Milwaukee, WI 53209
Phone: 800-842-9792 Fax: 414-461-3812

BILL OF LADING	1. Shipper ID Number	2. Page 1 of	3. Emergency Response Phone	4. Tracking Number
	NCVSQG		(800) 814-1204	CES 142256

5. Shipper's Name and Mailing Address
Colonial Pipeline Company
14108 Huntersville-Concord Road
Huntersvile North Carolina 28078
Shipper's Phone:

Shipper's Site Address (if different than mailing address)
Colonial Pipeline Company
14108 Huntersville-Concord Road
Huntersvile North Carolina 28078

6. Transporter 1 Company Name: Covanta Environmental Solutions
U.S. EPA ID Number: PAR000043026

7. Transporter 2 Company Name:
U.S. EPA ID Number:

8. Consignee Name and Site Address
Covanta Environmental Solutions LLC
2503 Fayetteville Street
Asheboro NC 27203 (336) 683-0911
Facility's Phone:
U.S. EPA ID Number: NCR000135384

HM	9. Shipping Name and Description	10. Containers No.	10. Containers Type	11. Total Quantity	12. Unit Wt./Vol.	
	1. Non-RCRA, Non-DOT Regulated Material	1	TT	5125	G	PLACARD? None YES ☐ NO ☐
	2.					PLACARD? YES ☐ NO ☐
	3.					PLACARD? YES ☐ NO ☐
	4.					PLACARD? YES ☐ NO ☐

13. Special Handling Instructions and Additional Information
1 5005955 Petroleum Contact Water CWT: N/A PO#:

Trailer #____
Emergency Response Guide On-board
Site arrival time 1:50
Site departure time 3:00
www.covanta.com

14. SHIPPER'S CERTIFICATION: I certify the materials are accurately described.
Shipper's/Offeror's Printed/Typed Name: Tim Moyer for Adam Harris @CPC
Signature: T. L. Moyer
Month 2 Day 8 Year 22

15. International Shipments ☐ Import to U.S. ☐ Export from U.S. Port of entry/exit:
Transporter Signature (for exports only): Date leaving U.S.:

16. Transporter Acknowledgment of Receipt of Materials
Transporter 1 Printed/Typed Name: Bobby Jarrett
Signature: Bobby Jarrett
Month 2 Day 8 Year 22
Transporter 2 Printed/Typed Name:
Signature:
Month Day Year

17. Discrepancy
17a. Discrepancy Indication Space ☐ Quantity ☐ Type ☐ Residue ☐ Partial Rejection ☐ Full Rejection
Bill of Lading Reference Number:

17b. Alternate Consignee (or Shipper)
U.S. EPA ID Number
Facility's Phone:

17c. Signature of Alternate Consignee (or Shipper)
Month Day Year

18. Designated Receiving Facility Owner or Operator: Certification of receipt of materials covered by the bill of lading except as noted in Item 17a
Printed/Typed Name: Kaline Davis
Signature:
Month 2 Day 8 Year 22

SHIPPER | INT'L | TRANSPORTER | DESIGNATED CONSIGNEE

COVANTA
Environmental Solutions

SO260309

Corporate Office
5300 N 33rd St. - Milwaukee, WI 53209
Phone: 800-842-9792 Fax: 414-461-3812

BILL OF LADING

1. Shipper ID Number: NCVSQG
2. Page 1 of
3. Emergency Response Phone: (800) 814-1204
4. Tracking Number: **CES 141941**

5. Shipper's Name and Mailing Address
Colonial Pipeline Company
14108 Huntersville-Concord Road
Huntersvile North Carolina 28078
Shipper's Phone:

Shipper's Site Address (if different than mailing address)
Colonial Pipeline Company
14108 Huntersville-Concord Road
Huntersvile North Carolina 28078

6. Transporter 1 Company Name: Covanta Environmental Solutions
U.S. EPA ID Number: PAR000043026

7. Transporter 2 Company Name:
U.S. EPA ID Number:

8. Consignee Name and Site Address
Covanta Environmental Solutions LLC
2503 Fayetteville Street
Asheboro NC 27203 (336) 683-0911
Facility's Phone:
U.S. EPA ID Number: NCR000135384

HM	9. Shipping Name and Description	10. Containers No.	10. Containers Type	11. Total Quantity	12. Unit Wt./Vol.	
	1. Non-RCRA, Non-DOT Regulated Material	01	TT	5725	G	PLACARD? None YES ☐ NO ☐
	2.					PLACARD? YES ☐ NO ☐
	3.					PLACARD? YES ☐ NO ☐
	4.					PLACARD? YES ☐ NO ☐

13. Special Handling Instructions and Additional Information
1 5005955 Petroleum Contact Water CWT: N/A PO#:

NDSF
Trailer # 34
Emergency Response Guide On-board
Site arrival time 1230
Site departure time 1300
www.covanta.com

14. SHIPPER'S CERTIFICATION: I certify the materials are accurately described.
Shipper's/Offeror's Printed/Typed Name: Tim Moyer For Adam Harris @ CPC
Signature: J. L Moya
Month 02 Day 08 Year 22

15. International Shipments ☐ Import to U.S. ☐ Export from U.S. Port of entry/exit:
Transporter Signature (for exports only): Date leaving U.S.:

16. Transporter Acknowledgment of Receipt of Materials
Transporter 1 Printed/Typed Name: Janie Mowell
Signature: Janie Mowell
Month 02 Day 08 Year 22
Transporter 2 Printed/Typed Name:
Signature:
Month Day Year

17. Discrepancy
17a. Discrepancy Indication Space ☐ Quantity ☐ Type ☐ Residue ☐ Partial Rejection ☐ Full Rejection
Bill of Lading Reference Number:

17b. Alternate Consignee (or Shipper)
U.S. EPA ID Number
Facility's Phone:

17c. Signature of Alternate Consignee (or Shipper)
Month Day Year

18. Designated Receiving Facility Owner or Operator: Certification of receipt of materials covered by the bill of lading except as noted in Item 17a
Printed/Typed Name: Katine Davis
Signature:
Month 2 Day 8 Year 22

SHIPPER INT'L TRANSPORTER DESIGNATED CONSIGNEE

COVANTA
Environmental Solutions

38/60

SO260305

Corporate Office
5300 N 33rd St. - Milwaukee, WI 53209
Phone: 800-842-9792 Fax: 414-461-3812

SHIPPER

BILL OF LADING	1. Shipper ID Number	2. Page 1 of	3. Emergency Response Phone	4. Tracking Number
	NCVSQG		(800) 814-1204	CES 142216

5. Shipper's Name and Mailing Address
Colonial Pipeline Company
14108 Huntersville-Concord Road
Huntersvile North Carolina 28078
Shipper's Phone:

Shipper's Site Address (if different than mailing address)
Colonial Pipeline Company
14108 Huntersville-Concord Road
Huntersvile North Carolina 28078

6. Transporter 1 Company Name: Covanta Environmental Solutions
U.S. EPA ID Number: PAR000043026

7. Transporter 2 Company Name:
U.S. EPA ID Number:

8. Consignee Name and Site Address
Covanta Environmental Solutions LLC
2503 Fayetteville Street
Asheboro NC 27203 (336) 683-0911
Facility's Phone:
U.S. EPA ID Number: NCR000135384

HM	9. Shipping Name and Description	10. Containers No.	10. Containers Type	11. Total Quantity	12. Unit Wt./Vol.	
	1. Non-RCRA, Non-DOT Regulated Material	1	TT	5125	G	PLACARD? YES ☐ None NO ☐
	2.					PLACARD? YES ☐ NO ☐
	3.					PLACARD? YES ☐ NO ☐
	4.					PLACARD? YES ☐ NO ☐

13. Special Handling Instructions and Additional Information

1 5005955 Petroleum Contact Water CWT: N/A PO#:

Trailer #_____
Emergency Response Guide On-board
Site arrival time 10:45
Site departure time 12:40
www.covanta.com

14. SHIPPER'S CERTIFICATION: I certify the materials are accurately described.

Shipper's/Offeror's Printed/Typed Name: Tim Moyer for Adam Harris @ CPC
Signature: T. L. Moyer
Month 2 Day 8 Year 22

INT'L

15. International Shipments ☐ Import to U.S. ☐ Export from U.S. Port of entry/exit:
Transporter Signature (for exports only): Date leaving U.S.:

TRANSPORTER

16. Transporter Acknowledgment of Receipt of Materials

Transporter 1 Printed/Typed Name: Bobby Jarrett
Signature: Bobby Jarrett
Month 2 Day 8 Year 22

Transporter 2 Printed/Typed Name:
Signature:
Month Day Year

DESIGNATED CONSIGNEE

17. Discrepancy

17a. Discrepancy Indication Space ☐ Quantity ☐ Type ☐ Residue ☐ Partial Rejection ☐ Full Rejection

Bill of Lading Reference Number:

17b. Alternate Consignee (or Shipper)
U.S. EPA ID Number
Facility's Phone:

17c. Signature of Alternate Consignee (or Shipper)
Month Day Year

18. Designated Receiving Facility Owner or Operator: Certification of receipt of materials covered by the bill of lading except as noted in Item 17a

Printed/Typed Name: Sherry Farrell
Signature: Sherry Farrell
Month 2 Day 8 Year 22

COVANTA
Environmental Solutions

SO260304

Corporate Office
5300 N 33rd St. - Milwaukee, WI 53209
Phone: 800-842-9792 Fax: 414-461-3812

BILL OF LADING

1. Shipper ID Number: NCVSQG
2. Page 1 of
3. Emergency Response Phone: (800) 814-1204
4. Tracking Number: CES 142217

5. Shipper's Name and Mailing Address
Colonial Pipeline Company
14108 Huntersville-Concord Road
Huntersville North Carolina 28078
Shipper's Phone:

Shipper's Site Address (if different than mailing address)
Colonial Pipeline Company
14108 Huntersville-Concord Road
Huntersville North Carolina 28078

6. Transporter 1 Company Name: Covanta Environmental Solutions
U.S. EPA ID Number: PAR000043026

7. Transporter 2 Company Name
U.S. EPA ID Number

8. Consignee Name and Site Address
Covanta Environmental Solutions LLC
2503 Fayetteville Street
Asheboro NC 27203 (336) 683-0911
Facility's Phone:
U.S. EPA ID Number: NCR000135384

HM	9. Shipping Name and Description	10. Containers No.	10. Containers Type	11. Total Quantity	12. Unit Wt./Vol.	
	1. Non-RCRA, Non-DOT Regulated Material	01	TT	5725	G	PLACARD? None YES ☐ NO ☐
	2.					PLACARD? YES ☐ NO ☐
	3.					PLACARD? YES ☐ NO ☐
	4.					PLACARD? YES ☐ NO ☐

13. Special Handling Instructions and Additional Information
1 5005955 Petroleum Contact Water CWT: N/A PO#:

NJ 34
Trailer # 34
Emergency Response Guide On-board
Site arrival time 0840
Site departure time 0945
www.covanta.com

14. SHIPPER'S CERTIFICATION: I certify the materials are accurately described.
Shipper's/Offeror's Printed/Typed Name: Tim Moyer for Adam Harris @ CPC
Signature: T. L. Moyer
Month 02 Day 08 Year 22

INT'L
15. International Shipments ☐ Import to U.S. ☐ Export from U.S. Port of entry/exit:
Transporter Signature (for exports only): Date leaving U.S.:

TRANSPORTER
16. Transporter Acknowledgment of Receipt of Materials
Transporter 1 Printed/Typed Name: JAMIE NEWELL
Signature: Jamie Newell
Month 02 Day 08 Year 22
Transporter 2 Printed/Typed Name
Signature
Month Day Year

DESIGNATED CONSIGNEE
17. Discrepancy
17a. Discrepancy Indication Space ☐ Quantity ☐ Type ☐ Residue ☐ Partial Rejection ☐ Full Rejection
Bill of Lading Reference Number:
17b. Alternate Consignee (or Shipper)
U.S. EPA ID Number
Facility's Phone:
17c. Signature of Alternate Consignee (or Shipper)
Month Day Year

18. Designated Receiving Facility Owner or Operator: Certification of receipt of materials covered by the bill of lading except as noted in Item 17a
Printed/Typed Name: Katine Davis
Signature:
Month 2 Day 8 Year 22

COVANTA
Environmental Solutions

38/60

SO260300

Corporate Office
5300 N 33rd St. - Milwaukee, WI 53209
Phone: 800-842-9792 Fax: 414-461-3812

BILL OF LADING

1. Shipper ID Number: NCVSQG
2. Page 1 of
3. Emergency Response Phone: (800) 814-1204
4. Tracking Number: CES 142232

5. Shipper's Name and Mailing Address
Colonial Pipeline Company
14108 Huntersville-Concord Road
Huntersvile North Carolina 28078
Shipper's Phone:

Shipper's Site Address (if different than mailing address)
Colonial Pipeline Company
14108 Huntersville-Concord Road
Huntersvile North Carolina 28078

6. Transporter 1 Company Name: Covanta Environmental Solutions
U.S. EPA ID Number: PAR000043026

7. Transporter 2 Company Name:
U.S. EPA ID Number:

8. Consignee Name and Site Address
Covanta Environmental Solutions LLC
2503 Fayetteville Street
Asheboro NC 27203 (336) 683-0911
Facility's Phone:
U.S. EPA ID Number: NCR000135384

HM	9. Shipping Name and Description	10. Containers No.	10. Containers Type	11. Total Quantity	12. Unit Wt./Vol.	
	1. Non-RCRA, Non-DOT Regulated Material	1	TT	5725	G	PLACARD? YES ☐ None NO ☐
	2.					PLACARD? YES ☐ NO ☐
	3.					PLACARD? YES ☐ NO ☐
	4.					PLACARD? YES ☐ NO ☐

13. Special Handling Instructions and Additional Information
1 5005955 Petroleum Contact Water CWT: N/A PO#:

Trailer #:
Emergency Response Guide On-Board
Site arrival time 7:45
Site departure time 8:35
www.covanta.com

14. SHIPPER'S CERTIFICATION: I certify the materials are accurately described.
Shipper's/Offeror's Printed/Typed Name: Tim Moyer For Adam Harris @ CPC
Signature: T. L. Moyer
Month 2 Day 8 Year 22

INT'L
15. International Shipments ☐ Import to U.S. ☐ Export from U.S. Port of entry/exit:
Transporter Signature (for exports only): Date leaving U.S.:

TRANSPORTER
16. Transporter Acknowledgment of Receipt of Materials
Transporter 1 Printed/Typed Name: Bobby Jarrett
Signature: Bobby Jarrett
Month 2 Day 8 Year 22
Transporter 2 Printed/Typed Name:
Signature:
Month Day Year

DESIGNATED CONSIGNEE
17. Discrepancy
17a. Discrepancy Indication Space ☐ Quantity ☐ Type ☐ Residue ☐ Partial Rejection ☐ Full Rejection
Bill of Lading Reference Number:
17b. Alternate Consignee (or Shipper)
U.S. EPA ID Number
Facility's Phone:
17c. Signature of Alternate Consignee (or Shipper)
Month Day Year

18. Designated Receiving Facility Owner or Operator: Certification of receipt of materials covered by the bill of lading except as noted in Item 17a
Printed/Typed Name: Jerry Farrell
Signature: Jerry Farrell
Month 2 Day 8 Year 22

COVANTA
Environmental Solutions

SO260358

Corporate Office
5300 N 33rd St. - Milwaukee, WI 53209
Phone: 800-842-9792 Fax: 414-461-3812

BILL OF LADING

1. Shipper ID Number: NCVSQG
2. Page 1 of
3. Emergency Response Phone: (800) 814-1204
4. Tracking Number: CES 142239

5. Shipper's Name and Mailing Address
Colonial Pipeline Company
14108 Huntersville-Concord Road
Huntersville North Carolina 28078
Shipper's Phone:

Shipper's Site Address (if different than mailing address)
Colonial Pipeline Company
14108 Huntersville-Concord Road
Huntersville North Carolina 28078

6. Transporter 1 Company Name: Covanta Environmental Solutions
U.S. EPA ID Number: PAR000043026

7. Transporter 2 Company Name
U.S. EPA ID Number

8. Consignee Name and Site Address
Covanta Environmental Solutions LLC
2503 Fayetteville Street
Asheboro NC 27203 (336) 683-0911
Facility's Phone:
U.S. EPA ID Number: NCR000135384

HM	9. Shipping Name and Description	10. Containers No.	10. Containers Type	11. Total Quantity	12. Unit Wt./Vol.	
	1. Non-RCRA, Non-DOT Regulated Material	01	TT	5725	G	PLACARD? None YES ☐ NO ☐
	2.					PLACARD? YES ☐ NO ☐
	3.					PLACARD? YES ☐ NO ☐
	4.					PLACARD? YES ☐ NO ☐

13. Special Handling Instructions and Additional Information
1 5005955 Petroleum Contact Water CWT: N/A PO#:

Trailer # 1039 34
Emergency Response Guide On-board
Site arrival time 1330
Site departure time 1545
www.covanta.com

14. SHIPPER'S CERTIFICATION: I certify the materials are accurately described.
Shipper's/Offeror's Printed/Typed Name: Tim Moyer for Adam Harris @ CPC
Signature: T. Moyer
Month 02 Day 09 Year 22

15. International Shipments ☐ Import to U.S. ☐ Export from U.S. Port of entry/exit:
Transporter Signature (for exports only): Date leaving U.S.:

16. Transporter Acknowledgment of Receipt of Materials
Transporter 1 Printed/Typed Name: Dane Mowell
Signature: Dane Mowell
Month 02 Day 09 Year 22
Transporter 2 Printed/Typed Name
Signature
Month Day Year

17. Discrepancy
17a. Discrepancy Indication Space ☐ Quantity ☐ Type ☐ Residue ☐ Partial Rejection ☐ Full Rejection
Bill of Lading Reference Number:
17b. Alternate Consignee (or Shipper)
U.S. EPA ID Number
Facility's Phone:
17c. Signature of Alternate Consignee (or Shipper)
Month Day Year

18. Designated Receiving Facility Owner or Operator: Certification of receipt of materials covered by the bill of lading except as noted in Item 17a
Printed/Typed Name: Kaline Davis
Signature:
Month 2 Day 9 Year 22

SHIPPER | INT'L | TRANSPORTER | DESIGNATED CONSIGNEE

COVANTA
Environmental Solutions

38/60

SO260357

Corporate Office
5300 N 33rd St. - Milwaukee, WI 53209
Phone: 800-842-9792 Fax: 414-461-3812

BILL OF LADING

1. Shipper ID Number: NCVSQG
2. Page 1 of
3. Emergency Response Phone: (800) 814-1204
4. Tracking Number: **CES** 142240

5. Shipper's Name and Mailing Address
Colonial Pipeline Company
14108 Huntersville-Concord Road
Huntersville North Carolina 28078
Shipper's Phone:

Shipper's Site Address (if different than mailing address)
Colonial Pipeline Company
14108 Huntersville-Concord Road
Huntersville North Carolina 28078

6. Transporter 1 Company Name: Covanta Environmental Solutions
U.S. EPA ID Number: PAR000043026

7. Transporter 2 Company Name:
U.S. EPA ID Number:

8. Consignee Name and Site Address
Covanta Environmental Solutions LLC
2503 Fayetteville Street
Asheboro NC 27203 (336) 683-0911
Facility's Phone:
U.S. EPA ID Number: NCR000135384

HM	9. Shipping Name and Description	10. Containers No.	10. Containers Type	11. Total Quantity	12. Unit Wt./Vol.	
	1. Non-RCRA, Non-DOT Regulated Material	1	TT	5125	G	PLACARD? YES ☐ None NO ☐
	2.					PLACARD? YES ☐ NO ☐
	3.					PLACARD? YES ☐ NO ☐
	4.					PLACARD? YES ☐ NO ☐

13. Special Handling Instructions and Additional Information

1 5005955 Petroleum Contact Water CWT: N/A PO#:

Trailer #:
Emergency Response Guide On-board
Site arrival time 12:10
Site departure time 12:30
www.covanta.com

14. SHIPPER'S CERTIFICATION: I certify the materials are accurately described.

Shipper's/Offeror's Printed/Typed Name: Tim Moyer for Adam Harris @ CPC
Signature: T.L. Moy
Month 2 Day 9 Year 22

15. International Shipments ☐ Import to U.S. ☐ Export from U.S. Port of entry/exit:
Transporter Signature (for exports only): Date leaving U.S.:

16. Transporter Acknowledgment of Receipt of Materials

Transporter 1 Printed/Typed Name: Bobby Jarrett
Signature: Bobby Jarrett
Month 2 Day 9 Year 22

Transporter 2 Printed/Typed Name:
Signature:
Month Day Year

17. Discrepancy

17a. Discrepancy Indication Space ☐ Quantity ☐ Type ☐ Residue ☐ Partial Rejection ☐ Full Rejection

Bill of Lading Reference Number:

17b. Alternate Consignee (or Shipper)
U.S. EPA ID Number
Facility's Phone:

17c. Signature of Alternate Consignee (or Shipper)
Month Day Year

18. Designated Receiving Facility Owner or Operator: Certification of receipt of materials covered by the bill of lading except as noted in Item 17a

Printed/Typed Name: Katina Davis
Signature:
Month 2 Day 9 Year 22

SHIPPER

INT'L

TRANSPORTER

DESIGNATED CONSIGNEE

SHIPPER

COVANTA
Environmental Solutions

SO260313

Corporate Office
5300 N 33rd St. - Milwaukee, WI 53209
Phone: 800-842-9792 Fax: 414-461-3812

BILL OF LADING

1. Shipper ID Number: NCVSQG
2. Page 1 of
3. Emergency Response Phone: (800) 814-1204
4. Tracking Number: CES 142241

5. Shipper's Name and Mailing Address
Colonial Pipeline Company
14108 Huntersville-Concord Road
Huntersvile North Carolina 28078
Shipper's Phone:

Shipper's Site Address (if different than mailing address)
Colonial Pipeline Company
14108 Huntersville-Concord Road
Huntersvile North Carolina 28078

6. Transporter 1 Company Name: Covanta Environmental Solutions
U.S. EPA ID Number: PAR000043026

7. Transporter 2 Company Name:
U.S. EPA ID Number:

8. Consignee Name and Site Address
Covanta Environmental Solutions LLC
2503 Fayetteville Street
Asheboro NC 27203 (336) 683-0911
Facility's Phone:
U.S. EPA ID Number: NCR000135384

HM	9. Shipping Name and Description	10. Containers No.	10. Containers Type	11. Total Quantity	12. Unit Wt./Vol.	
	1. Non-RCRA, Non-DOT Regulated Material	01	TT	5125	G	PLACARD? None YES ☐ NO ☐
	2.					PLACARD? YES ☐ NO ☐
	3.					PLACARD? YES ☐ NO ☐
	4.					PLACARD? YES ☐ NO ☐

13. Special Handling Instructions and Additional Information
1 5005955 Petroleum Contact Water CWT: N/A PO#:

Trailer # 3 4
Emergency Response Guide On-board
Site arrival time 0810
Site departure time 0955
www.covanta.com

14. SHIPPER'S CERTIFICATION: I certify the materials are accurately described.
Shipper's/Offeror's Printed/Typed Name: Tim Moyer for Adam Harris @ CPC
Signature: T. L. Moyer
Month 02 Day 09 Year 22

15. International Shipments ☐ Import to U.S. ☐ Export from U.S. Port of entry/exit:
Transporter Signature (for exports only): Date leaving U.S.:

16. Transporter Acknowledgment of Receipt of Materials
Transporter 1 Printed/Typed Name: Jamie McNeil
Signature: Jamie McNeil
Month 02 Day 09 Year 22
Transporter 2 Printed/Typed Name:
Signature:
Month Day Year

17. Discrepancy
17a. Discrepancy Indication Space ☐ Quantity ☐ Type ☐ Residue ☐ Partial Rejection ☐ Full Rejection
Bill of Lading Reference Number:
17b. Alternate Consignee (or Shipper)
U.S. EPA ID Number
Facility's Phone:
17c. Signature of Alternate Consignee (or Shipper)
Month Day Year

18. Designated Receiving Facility Owner or Operator: Certification of receipt of materials covered by the bill of lading except as noted in Item 17a
Printed/Typed Name: Kaline Davis
Signature:
Month 02 Day 09 Year 22

SHIPPER | INT'L | TRANSPORTER | DESIGNATED CONSIGNEE

COVANTA
Environmental Solutions

38/60

SO260311

Corporate Office
5300 N 33rd St. - Milwaukee, WI 53209
Phone: 800-842-9792 Fax: 414-461-3812

BILL OF LADING

1. Shipper ID Number: NCVSQG
2. Page 1 of
3. Emergency Response Phone: (800) 814-1204
4. Tracking Number: **CES** 142238

5. Shipper's Name and Mailing Address
Colonial Pipeline Company
14108 Huntersville-Concord Road
Huntersville North Carolina 28078
Shipper's Phone:

Shipper's Site Address (if different than mailing address)
Colonial Pipeline Company
14108 Huntersville-Concord Road
Huntersville North Carolina 28078

6. Transporter 1 Company Name: Covanta Environmental Solutions
U.S. EPA ID Number: PAR000043026

7. Transporter 2 Company Name:
U.S. EPA ID Number:

8. Consignee Name and Site Address
Covanta Environmental Solutions LLC
2503 Fayetteville Street
Asheboro NC 27203 (336) 683-0911
Facility's Phone:
U.S. EPA ID Number: NCR000135384

HM	9. Shipping Name and Description	10. Containers No.	10. Containers Type	11. Total Quantity	12. Unit Wt./Vol.	
	1. Non-RCRA, Non-DOT Regulated Material	1	TT	5125	G	PLACARD? None YES ☐ NO ☐
	2.					PLACARD? YES ☐ NO ☐
	3.					PLACARD? YES ☐ NO ☐
	4.					PLACARD? YES ☐ NO ☐

13. Special Handling Instructions and Additional Information

1 5005955 Petroleum Contact Water CWT: N/A PO#:

Trailer #:
Emergency Response Guide On-board
Site arrival time 730
Site departure time 750
www.covanta.com

14. SHIPPER'S CERTIFICATION: I certify the materials are accurately described.

Shipper's/Offeror's Printed/Typed Name: Tim Moyer For Adam Harris @ CPC
Signature: T. L. Moyer
Month 2 Day 9 Year 22

15. International Shipments ☐ Import to U.S. ☐ Export from U.S. Port of entry/exit:
Transporter Signature (for exports only): Date leaving U.S.:

16. Transporter Acknowledgment of Receipt of Materials

Transporter 1 Printed/Typed Name: Bobby Jarrett
Signature: Bobby Jarrett
Month 2 Day 9 Year 22

Transporter 2 Printed/Typed Name:
Signature:
Month Day Year

17. Discrepancy

17a. Discrepancy Indication Space ☐ Quantity ☐ Type ☐ Residue ☐ Partial Rejection ☐ Full Rejection

Bill of Lading Reference Number:

17b. Alternate Consignee (or Shipper)
U.S. EPA ID Number

Facility's Phone:

17c. Signature of Alternate Consignee (or Shipper)
Month Day Year

18. Designated Receiving Facility Owner or Operator: Certification of receipt of materials covered by the bill of lading except as noted in Item 17a

Printed/Typed Name: Kaline Davis
Signature:
Month 2 Day 9 Year 22

SHIPPER INT'L TRANSPORTER DESIGNATED CONSIGNEE

COVANTA
Environmental Solutions

38/60

SO260364

Corporate Office
5300 N 33rd St. - Milwaukee, WI 53209
Phone: 800-842-9792 Fax: 414-461-3812

BILL OF LADING

1. Shipper ID Number: NCVSQG
2. Page 1 of
3. Emergency Response Phone: (800) 814-1204
4. Tracking Number: **CES** 142374

5. Shipper's Name and Mailing Address
Colonial Pipeline Company
14108 Huntersville-Concord Road
Huntersvile North Carolina 28078
Shipper's Phone:

Shipper's Site Address (if different than mailing address)
Colonial Pipeline Company
14108 Huntersville-Concord Road
Huntersvile North Carolina 28078

6. Transporter 1 Company Name: Covanta Environmental Solutions
U.S. EPA ID Number: PAR000043026

7. Transporter 2 Company Name:
U.S. EPA ID Number:

8. Consignee Name and Site Address
Covanta Environmental Solutions LLC
2503 Fayetteville Street
Asheboro NC 27203 (336) 683-0911
Facility's Phone:
U.S. EPA ID Number: NCR000135384

HM	9. Shipping Name and Description	10. Containers No.	10. Containers Type	11. Total Quantity	12. Unit Wt./Vol.	
	1. Non-RCRA, Non-DOT Regulated Material	1	TT	5125	G	PLACARD? YES ☐ None NO ☐
	2.					PLACARD? YES ☐ NO ☐
	3.					PLACARD? YES ☐ NO ☐
	4.					PLACARD? YES ☐ NO ☐

13. Special Handling Instructions and Additional Information
1 5005955 Petroleum Contact Water CWT: N/A PO#:

A- 12:30
L- 1:00

Trailer #:
Emergency Response Guide On-board
Site arrival time
Site departure time
www.covanta.com

14. SHIPPER'S CERTIFICATION: I certify the materials are accurately described.
Shipper's/Offeror's Printed/Typed Name: Josh Pratt
Signature:
Month 2 Day 10 Year 22

15. International Shipments ☐ Import to U.S. ☐ Export from U.S. Port of entry/exit:
Transporter Signature (for exports only): Date leaving U.S.:

16. Transporter Acknowledgment of Receipt of Materials
Transporter 1 Printed/Typed Name: Bobby Jarrett
Signature:
Month 2 Day 10 Year 22
Transporter 2 Printed/Typed Name:
Signature:
Month Day Year

17. Discrepancy
17a. Discrepancy Indication Space ☐ Quantity ☐ Type ☐ Residue ☐ Partial Rejection ☐ Full Rejection
Bill of Lading Reference Number:
17b. Alternate Consignee (or Shipper)
U.S. EPA ID Number
Facility's Phone:
17c. Signature of Alternate Consignee (or Shipper)
Month Day Year

18. Designated Receiving Facility Owner or Operator: Certification of receipt of materials covered by the bill of lading except as noted in Item 17a
Printed/Typed Name: Kaline Davis
Signature:
Month 2 Day 10 Year 22

SHIPPER | INT'L | TRANSPORTER | DESIGNATED CONSIGNEE

COVANTA
Environmental Solutions

SO260365

Corporate Office
5300 N 33rd St. - Milwaukee, WI 53209
Phone: 800-842-9792 Fax: 414-461-3812

SHIPPER

BILL OF LADING	1. Shipper ID Number	2. Page 1 of	3. Emergency Response Phone	4. Tracking Number
	NCVSQG		(800) 814-1204	CES 143560

5. Shipper's Name and Mailing Address
Colonial Pipeline Company
14108 Huntersville-Concord Road
Huntersville North Carolina 28078
Shipper's Phone:

Shipper's Site Address (if different than mailing address)
Colonial Pipeline Company
14108 Huntersville-Concord Road
Huntersville North Carolina 28078

6. Transporter 1 Company Name: Covanta Environmental Solutions
U.S. EPA ID Number: PAR000043026

7. Transporter 2 Company Name
U.S. EPA ID Number

8. Consignee Name and Site Address
Covanta Environmental Solutions LLC
2503 Fayetteville Street
Asheboro NC 27203 (336) 683-0911
Facility's Phone:
U.S. EPA ID Number: NCR000135384

HM	9. Shipping Name and Description	10. Containers No.	10. Containers Type	11. Total Quantity	12. Unit Wt./Vol.	
	1. Non-RCRA, Non-DOT Regulated Material	01	TT	5725	G	PLACARD? None YES ☐ NO ☐
	2.					PLACARD? YES ☐ NO ☐
	3.					PLACARD? YES ☐ NO ☐
	4.					PLACARD? YES ☐ NO ☐

13. Special Handling Instructions and Additional Information
1 5005955 Petroleum Contact Water CWT: N/A PO#:

Trailer # NB3934
Emergency Response Guide On-board
Site arrival time 1300
Site departure time 1455
www.covanta.com

14. SHIPPER'S CERTIFICATION: I certify the materials are accurately described.
Shipper's/Offeror's Printed/Typed Name: JOSH PRATT
Signature
Month 2 Day 10 Year 22

INT'L

15. International Shipments ☐ Import to U.S. ☐ Export from U.S. Port of entry/exit:
Transporter Signature (for exports only): Date leaving U.S.:

TRANSPORTER

16. Transporter Acknowledgment of Receipt of Materials
Transporter 1 Printed/Typed Name: Jamie McNeill
Signature: Jamie McNeill
Month 02 Day 10 Year 22
Transporter 2 Printed/Typed Name
Signature
Month Day Year

DESIGNATED CONSIGNEE

17. Discrepancy
17a. Discrepancy Indication Space ☐ Quantity ☐ Type ☐ Residue ☐ Partial Rejection ☐ Full Rejection
Bill of Lading Reference Number:
17b. Alternate Consignee (or Shipper)
U.S. EPA ID Number
Facility's Phone:
17c. Signature of Alternate Consignee (or Shipper)
Month Day Year

18. Designated Receiving Facility Owner or Operator: Certification of receipt of materials covered by the bill of lading except as noted in Item 17a
Printed/Typed Name: Kalina Davis
Signature
Month 2 Day 10 Year 22

COVANTA
Environmental Solutions

38/60

S02L00359
~~S0260356~~

Corporate Office
5300 N 33rd St. - Milwaukee, WI 53209
Phone: 800-842-9792 Fax: 414-461-3812

SHIPPER

BILL OF LADING	1. Shipper ID Number	2. Page 1 of	3. Emergency Response Phone	4. Tracking Number
	NCVSQG		(800) 814-1204	CES 142237

5. Shipper's Name and Mailing Address
Colonial Pipeline Company
14108 Huntersville-Concord Road
Huntersvile North Carolina 28078
Shipper's Phone:

Shipper's Site Address (if different than mailing address)
Colonial Pipeline Company
14108 Huntersville-Concord Road
Huntersvile North Carolina 28078

6. Transporter 1 Company Name: Covanta Environmental Solutions
U.S. EPA ID Number: PAR000043026

7. Transporter 2 Company Name
U.S. EPA ID Number

8. Consignee Name and Site Address
Covanta Environmental Solutions LLC
2503 Fayetteville Street
Asheboro NC 27203 (336) 683-0911
Facility's Phone:
U.S. EPA ID Number: NCR000135384

HM	9. Shipping Name and Description	10. Containers No.	10. Containers Type	11. Total Quantity	12. Unit Wt./Vol.	
	1. Non-RCRA, Non-DOT Regulated Material	1	TT	5125	G	PLACARD? None YES ☐ NO ☐
	2.					PLACARD? YES ☐ NO ☐
	3.					PLACARD? YES ☐ NO ☐
	4.					PLACARD? YES ☐ NO ☐

13. Special Handling Instructions and Additional Information
1 5005955 Petroleum Contact Water CWT: N/A PO#:

Trailer #____
Emergency Response Guide On-board
Site arrival time 7:45
Site departure time 8:20
www.covanta.com

14. SHIPPER'S CERTIFICATION: I certify the materials are accurately described.
Shipper's/Offeror's Printed/Typed Name: JOSH PRATT
Signature
Month 2 Day 10 Year 22

INT'L
15. International Shipments ☐ Import to U.S. ☐ Export from U.S. Port of entry/exit:
Transporter Signature (for exports only): Date leaving U.S.:

TRANSPORTER
16. Transporter Acknowledgment of Receipt of Materials
Transporter 1 Printed/Typed Name: Bobby Jarrett
Signature
Month 2 Day 10 Year 22
Transporter 2 Printed/Typed Name
Signature
Month Day Year

DESIGNATED CONSIGNEE
17. Discrepancy
17a. Discrepancy Indication Space ☐ Quantity ☐ Type ☐ Residue ☐ Partial Rejection ☐ Full Rejection
Bill of Lading Reference Number:
17b. Alternate Consignee (or Shipper)
U.S. EPA ID Number
Facility's Phone:
17c. Signature of Alternate Consignee (or Shipper)
Month Day Year

18. Designated Receiving Facility Owner or Operator: Certification of receipt of materials covered by the bill of lading except as noted in Item 17a
Printed/Typed Name: Katine Davis
Signature
Month 2 Day 10 Year 22

COVANTA
Environmental Solutions

S02603601
~~S0260352~~

Corporate Office
5300 N 33rd St. - Milwaukee, WI 53209
Phone: 800-842-9792 Fax: 414-461-3812

SHIPPER

BILL OF LADING	1. Shipper ID Number	2. Page 1 of	3. Emergency Response Phone	4. Tracking Number
	NCVSQG		(800) 814-1204	CES 142242

5. Shipper's Name and Mailing Address
Colonial Pipeline Company
14108 Huntersville-Concord Road
Huntersvile North Carolina 28078
Shipper's Phone:

Shipper's Site Address (if different than mailing address)
Colonial Pipeline Company
14108 Huntersville-Concord Road
Huntersville North Carolina 28078

6. Transporter 1 Company Name: Covanta Environmental Solutions
U.S. EPA ID Number: PAR000043026

7. Transporter 2 Company Name:
U.S. EPA ID Number:

8. Consignee Name and Site Address
Covanta Environmental Solutions LLC
2503 Fayetteville Street
Asheboro NC 27203 (336) 683-0911
Facility's Phone:
U.S. EPA ID Number: NCR000135384

HM	9. Shipping Name and Description	10. Containers No.	10. Containers Type	11. Total Quantity	12. Unit Wt./Vol.	
	1. Non-RCRA, Non-DOT Regulated Material	01	TT	5097 ~~5775~~ JM	G	PLACARD? YES ☐ None NO ☐
	2.					PLACARD? YES ☐ NO ☐
	3.					PLACARD? YES ☐ NO ☐
	4.					PLACARD? YES ☐ NO ☐

13. Special Handling Instructions and Additional Information
1 5005955 Petroleum Contact Water CWT: N/A PO#:

M39
Trailer # 34
Emergency Response Guide On-board
Site arrival time 0835
Site departure time 1100
www.covanta.com

14. SHIPPER'S CERTIFICATION: I certify the materials are accurately described.
Shipper's/Offeror's Printed/Typed Name: Adam Morris
Signature:
Month 02 Day 10 Year 22

INT'L

15. International Shipments ☐ Import to U.S. ☐ Export from U.S. Port of entry/exit:
Transporter Signature (for exports only): Date leaving U.S.:

TRANSPORTER

16. Transporter Acknowledgment of Receipt of Materials
Transporter 1 Printed/Typed Name: Jamie McNeill
Signature: Jamie McNeill
Month 02 Day 10 Year 22
Transporter 2 Printed/Typed Name:
Signature:
Month Day Year

DESIGNATED CONSIGNEE

17. Discrepancy
17a. Discrepancy Indication Space ☐ Quantity ☐ Type ☐ Residue ☐ Partial Rejection ☐ Full Rejection
Bill of Lading Reference Number:
17b. Alternate Consignee (or Shipper)
U.S. EPA ID Number
Facility's Phone:
17c. Signature of Alternate Consignee (or Shipper)
Month Day Year

18. Designated Receiving Facility Owner or Operator: Certification of receipt of materials covered by the bill of lading except as noted in Item 17a
Printed/Typed Name: Sherry Fennell
Signature: Sherry Fennell
Month 2 Day 10 Year 22

COVANTA
Environmental Solutions

S0260363

Corporate Office
5300 N 33rd St. - Milwaukee, WI 53209
Phone: 800-842-9792 Fax: 414-461-3812

BILL OF LADING

1. Shipper ID Number: NCVSQG
2. Page 1 of
3. Emergency Response Phone: (800) 814-1204
4. Tracking Number: CES 142331

5. Shipper's Name and Mailing Address
Colonial Pipeline Company
14108 Huntersville-Concord Road
Huntersvile North Carolina 28078
Shipper's Phone:

Shipper's Site Address (if different than mailing address)
Colonial Pipeline Company
14108 Huntersville-Concord Road
Huntersvile North Carolina 28078

6. Transporter 1 Company Name: Covanta Environmental Solutions
U.S. EPA ID Number: PAR000043026

7. Transporter 2 Company Name:
U.S. EPA ID Number:

8. Consignee Name and Site Address
Covanta Environmental Solutions LLC
2503 Fayetteville Street
Asheboro NC 27203 (336) 683-0911
Facility's Phone:
U.S. EPA ID Number: NCR000135384

HM	9. Shipping Name and Description	10. Containers No.	10. Containers Type	11. Total Quantity	12. Unit Wt./Vol.	
	1. Non-RCRA, Non-DOT Regulated Material	01	TT	5625	G	PLACARD? None YES ☐ NO ☐
	2.					PLACARD? YES ☐ NO ☐
	3.					PLACARD? YES ☐ NO ☐
	4.					PLACARD? YES ☐ NO ☐

13. Special Handling Instructions and Additional Information
1 5005955 Petroleum Contact Water CWT: N/A PO#:

RJ39
Trailer # 34
Emergency Response Guide On-board
Site arrival time 0735
Site departure time 0800
www.covanta.com

14. SHIPPER'S CERTIFICATION: I certify the materials are accurately described.
Shipper's/Offeror's Printed/Typed Name: JOSH PRATT
Signature:
Month 02 Day 11 Year 22

15. International Shipments ☐ Import to U.S. ☐ Export from U.S. Port of entry/exit:
Transporter Signature (for exports only): Date leaving U.S.:

16. Transporter Acknowledgment of Receipt of Materials
Transporter 1 Printed/Typed Name: Vonie McNeill
Signature:
Month 02 Day 11 Year 22
Transporter 2 Printed/Typed Name:
Signature:
Month Day Year

17. Discrepancy
17a. Discrepancy Indication Space ☐ Quantity ☐ Type ☐ Residue ☐ Partial Rejection ☐ Full Rejection
Bill of Lading Reference Number:
17b. Alternate Consignee (or Shipper)
U.S. EPA ID Number
Facility's Phone:
17c. Signature of Alternate Consignee (or Shipper)
Month Day Year

18. Designated Receiving Facility Owner or Operator: Certification of receipt of materials covered by the bill of lading except as noted in item 17a
Printed/Typed Name: Katina Davis
Signature:
Month 2 Day 11 Year 22

SHIPPER INT'L TRANSPORTER DESIGNATED CONSIGNEE

COVANTA
Environmental Solutions

RD 42
TR 33

SO260369

Corporate Office
5300 N 33rd St. - Milwaukee, WI 53209
Phone: 800-842-9792 Fax: 414-461-3812

SHIPPER

BILL OF LADING	1. Shipper ID Number	2. Page 1 of	3. Emergency Response Phone	4. Tracking Number
	NCVSQG		(800) 814-1204	CES 142252

5. Shipper's Name and Mailing Address
Colonial Pipeline Company
14108 Huntersville-Concord Road
Huntersville North Carolina 28078
Shipper's Phone:

Shipper's Site Address (if different than mailing address)
Colonial Pipeline Company
14108 Huntersville-Concord Road
Huntersville North Carolina 28078

6. Transporter 1 Company Name: Covanta Environmental Solutions
U.S. EPA ID Number: PAR000043026

7. Transporter 2 Company Name:
U.S. EPA ID Number:

8. Consignee Name and Site Address
Covanta Environmental Solutions LLC
2503 Fayetteville Street
Asheboro NC 27203 (336) 683-0911
Facility's Phone:

U.S. EPA ID Number: NCR000135384

HM	9. Shipping Name and Description	10. Containers No.	10. Containers Type	11. Total Quantity	12. Unit Wt./Vol.	
	1. Non-RCRA, Non-DOT Regulated Material	1	TT	5,125	G	PLACARD? None YES ☐ NO ☐
	2.					PLACARD? YES ☐ NO ☐
	3.					PLACARD? YES ☐ NO ☐
	4.					PLACARD? YES ☐ NO ☐

13. Special Handling Instructions and Additional Information
1 5005955 Petroleum Contact Water CWT: N/A PO#:

Trailer # 33
Emergency Response Guide On board
Site arrival time _____
Site departure time _____
www.covanta.com

14. SHIPPER'S CERTIFICATION: I certify the materials are accurately described.
Shipper's/Offeror's Printed/Typed Name: JOSH PRATT
Signature:
Month 2 Day 11 Year 22

INT'L

15. International Shipments ☐ Import to U.S. ☐ Export from U.S. Port of entry/exit:
Transporter Signature (for exports only): Date leaving U.S.:

TRANSPORTER

16. Transporter Acknowledgment of Receipt of Materials
Transporter 1 Printed/Typed Name: Jose Henriquez
Signature:
Month 2 Day 11 Year 22
Transporter 2 Printed/Typed Name:
Signature:
Month Day Year

DESIGNATED CONSIGNEE

17. Discrepancy
17a. Discrepancy Indication Space ☐ Quantity ☐ Type ☐ Residue ☐ Partial Rejection ☐ Full Rejection
Bill of Lading Reference Number:
17b. Alternate Consignee (or Shipper)
U.S. EPA ID Number
Facility's Phone:
17c. Signature of Alternate Consignee (or Shipper)
Month Day Year

18. Designated Receiving Facility Owner or Operator: Certification of receipt of materials covered by the bill of lading except as noted in Item 17a
Printed/Typed Name: Kaline Davis
Signature:
Month 2 Day 11 Year 22

COVANTA
Environmental Solutions

SO260371

Corporate Office
5300 N 33rd St. - Milwaukee, WI 53209
Phone: 800-842-9792 Fax: 414-461-3812

SHIPPER

BILL OF LADING	1. Shipper ID Number	2. Page 1 of	3. Emergency Response Phone	4. Tracking Number
	NCVSQG		(800) 814-1204	CES 142255

5. Shipper's Name and Mailing Address
Colonial Pipeline Company
14108 Huntersville-Concord Road
Huntersvile North Carolina 28078
Shipper's Phone:

Shipper's Site Address (if different than mailing address)
Colonial Pipeline Company
14108 Huntersville-Concord Road
Huntersvile North Carolina 28078

6. Transporter 1 Company Name: Covanta Environmental Solutions
U.S. EPA ID Number: PAR000043026

7. Transporter 2 Company Name:
U.S. EPA ID Number:

8. Consignee Name and Site Address
Covanta Environmental Solutions LLC
2503 Fayetteville Street
Asheboro NC 27203 (336) 683-0911
Facility's Phone:
U.S. EPA ID Number: NCR000135384

HM	9. Shipping Name and Description	10. Containers No.	10. Containers Type	11. Total Quantity	12. Unit Wt./Vol.	
	1. Non-RCRA, Non-DOT Regulated Material	01	TT	5125	G	PLACARD? None YES ☐ NO ☐
	2.					PLACARD? YES ☐ NO ☐
	3.					PLACARD? YES ☐ NO ☐
	4.					PLACARD? YES ☐ NO ☐

13. Special Handling Instructions and Additional Information
1 5005955 Petroleum Contact Water CWT: N/A PO#:

Trailer # 39 34
Emergency Response Guide On Board
Site arrival time 1135
Site departure time 1155
www.covanta.com

14. SHIPPER'S CERTIFICATION: I certify the materials are accurately described.
Shipper's/Offeror's Printed/Typed Name: Josh Pratt
Signature:
Month 02 Day 11 Year 22

INT'L

15. International Shipments ☐ Import to U.S. ☐ Export from U.S. Port of entry/exit:
Transporter Signature (for exports only): Date leaving U.S.:

TRANSPORTER

16. Transporter Acknowledgment of Receipt of Materials
Transporter 1 Printed/Typed Name: Jamie McNeill
Signature:
Month 02 Day 11 Year 22
Transporter 2 Printed/Typed Name:
Signature:
Month Day Year

DESIGNATED CONSIGNEE

17. Discrepancy
17a. Discrepancy Indication Space ☐ Quantity ☐ Type ☐ Residue ☐ Partial Rejection ☐ Full Rejection
Bill of Lading Reference Number:
17b. Alternate Consignee (or Shipper)
U.S. EPA ID Number
Facility's Phone:
17c. Signature of Alternate Consignee (or Shipper)
Month Day Year

18. Designated Receiving Facility Owner or Operator: Certification of receipt of materials covered by the bill of lading except as noted in Item 17a
Printed/Typed Name: Kaline Davis
Signature:
Month 2 Day 11 Year 22

COVANTA
Environmental Solutions

Rd 42
TR 33

S0260362
~~S0260362~~
~~S0260362~~

Corporate Office
5300 N 33rd St. - Milwaukee, WI 53209
Phone: 800-842-9792 Fax: 414-461-3812

SHIPPER

BILL OF LADING	1. Shipper ID Number	2. Page 1 of	3. Emergency Response Phone	4. Tracking Number
	NCVSQG		(800) 814-1204	CES 141951

5. Shipper's Name and Mailing Address
Colonial Pipeline Company
14108 Huntersville-Concord Road
Huntersvile North Carolina 28078
Shipper's Phone:

Shipper's Site Address (if different than mailing address)
Colonial Pipeline Company
14108 Huntersville-Concord Road
Huntersvile North Carolina 28078

6. Transporter 1 Company Name: Covanta Environmental Solutions
U.S. EPA ID Number: PAR000043026

7. Transporter 2 Company Name:
U.S. EPA ID Number:

8. Consignee Name and Site Address
Covanta Environmental Solutions LLC
2503 Fayetteville Street
Asheboro NC 27203 (336) 683-0911
Facility's Phone:
U.S. EPA ID Number: NCR000135384

HM	9. Shipping Name and Description	10. Containers No.	10. Containers Type	11. Total Quantity	12. Unit Wt./Vol.	
	1. Non-RCRA, Non-DOT Regulated Material	1	TT	5125	G	PLACARD? YES ☐ None NO ☐
	2.					PLACARD? YES ☐ NO ☐
	3.					PLACARD? YES ☐ NO ☐
	4.					PLACARD? YES ☐ NO ☐

13. Special Handling Instructions and Additional Information
1 5005955 Petroleum Contact Water CWT: N/A PO#:

Trailer # 33
Emergency Response Guide On-board
Site arrival time 8:30
Site departure time 8:55
www.covanta.com

14. SHIPPER'S CERTIFICATION: I certify the materials are accurately described.
Shipper's/Offeror's Printed/Typed Name: JOSH PRATT
Signature:
Month 2 Day 11 Year 22

INT'L

15. International Shipments ☐ Import to U.S. ☐ Export from U.S. Port of entry/exit:
Transporter Signature (for exports only): Date leaving U.S.:

TRANSPORTER

16. Transporter Acknowledgment of Receipt of Materials
Transporter 1 Printed/Typed Name: Jose Henriquez
Signature:
Month 2 Day 11 Year 22
Transporter 2 Printed/Typed Name:
Signature:
Month Day Year

DESIGNATED CONSIGNEE

17. Discrepancy
17a. Discrepancy Indication Space ☐ Quantity ☐ Type ☐ Residue ☐ Partial Rejection ☐ Full Rejection
Bill of Lading Reference Number:

17b. Alternate Consignee (or Shipper)
U.S. EPA ID Number
Facility's Phone:

17c. Signature of Alternate Consignee (or Shipper)
Month Day Year

18. Designated Receiving Facility Owner or Operator: Certification of receipt of materials covered by the bill of lading except as noted in Item 17a
Printed/Typed Name: Kaline Davis
Signature:
Month 2 Day 11 Year 22

COVANTA
Environmental Solutions

38/60

SO2L0879
~~SO257165~~

Corporate Office
5300 N 33rd St. - Milwaukee, WI 53209
Phone: 800-842-9792 Fax: 414-461-3812

BILL OF LADING

1. Shipper ID Number: NCVSQG
2. Page 1 of
3. Emergency Response Phone: (800) 814-1204
4. Tracking Number: **CES 141932**

5. Shipper's Name and Mailing Address
Colonial Pipeline Company
14108 Huntersville-Concord Road
Huntersvile North Carolina 28078
Shipper's Phone:

Shipper's Site Address (if different than mailing address)
Colonial Pipeline Company
14108 Huntersville-Concord Road
Huntersvile North Carolina 28078

6. Transporter 1 Company Name: Covanta Environmental Solutions
U.S. EPA ID Number: PAR000043026

7. Transporter 2 Company Name
U.S. EPA ID Number

8. Consignee Name and Site Address
Covanta Environmental Solutions LLC
2503 Fayetteville Street
Asheboro NC 27203 (336) 683-0911
Facility's Phone:
U.S. EPA ID Number: NCR000135384

HM	9. Shipping Name and Description	10. Containers No.	10. Containers Type	11. Total Quantity	12. Unit Wt./Vol.	
	1. Non-RCRA, Non-DOT Regulated Material	1	TT	5125	G	PLACARD? YES ☐ NO ☐ None
	2.					PLACARD? YES ☐ NO ☐
	3.					PLACARD? YES ☐ NO ☐
	4.					PLACARD? YES ☐ NO ☐

13. Special Handling Instructions and Additional Information
1 5005955 Petroleum Contact Water CWT: N/A PO#:

Trailer #____
Emergency Response Guide on-board
Site arrival time 1245
Site departure time 105
www.covanta.com

14. SHIPPER'S CERTIFICATION: I certify the materials are accurately described.
Shipper's/Offeror's Printed/Typed Name: JOSH PRATT
Signature: JOSH PRATT
Month 2 Day 12 Year 22

15. International Shipments ☐ Import to U.S. ☐ Export from U.S. Port of entry/exit:
Transporter Signature (for exports only): Date leaving U.S.:

16. Transporter Acknowledgment of Receipt of Materials
Transporter 1 Printed/Typed Name: Bobby Jarrett
Signature: Bobby Jarrett
Month 2 Day 12 Year 22
Transporter 2 Printed/Typed Name
Signature
Month Day Year

17. Discrepancy
17a. Discrepancy Indication Space ☐ Quantity ☐ Type ☐ Residue ☐ Partial Rejection ☐ Full Rejection
Bill of Lading Reference Number:
17b. Alternate Consignee (or Shipper)
U.S. EPA ID Number
Facility's Phone:
17c. Signature of Alternate Consignee (or Shipper)
Month Day Year

18. Designated Receiving Facility Owner or Operator: Certification of receipt of materials covered by the bill of lading except as noted in Item 17a
Printed/Typed Name: Kaline Davis
Signature
Month 2 Day 12 Year 22

SHIPPER | INT'L | TRANSPORTER | DESIGNATED CONSIGNEE

COVANTA
Environmental Solutions

RD-40
TR-18

SO260378
~~SO260368~~

Corporate Office
5300 N 33rd St. - Milwaukee, WI 53209
Phone: 800-842-9792 Fax: 414-461-3812

SHIPPER

BILL OF LADING	1. Shipper ID Number	2. Page 1 of	3. Emergency Response Phone	4. Tracking Number
	NCVSQG		(800) 814-1204	CES 142246

5. Shipper's Name and Mailing Address
Colonial Pipeline Company
14108 Huntersville-Concord Road
Huntersvile North Carolina 28078
Shipper's Phone:

Shipper's Site Address (if different than mailing address)
Colonial Pipeline Company
14108 Huntersville-Concord Road
Huntersvile North Carolina 28078

6. Transporter 1 Company Name: Covanta Environmental Solutions
U.S. EPA ID Number: PAR000043026

7. Transporter 2 Company Name:
U.S. EPA ID Number:

8. Consignee Name and Site Address
Covanta Environmental Solutions LLC
2503 Fayetteville Street
Asheboro NC 27203 (336) 683-0911
Facility's Phone:
U.S. EPA ID Number: NCR000135384

HM	9. Shipping Name and Description	10. Containers No.	10. Containers Type	11. Total Quantity	12. Unit Wt./Vol.	
	1. Non-RCRA, Non-DOT Regulated Material	1	TT	5125	G	PLACARD? None YES ☐ NO ☐
	2.					PLACARD? YES ☐ NO ☐
	3.					PLACARD? YES ☐ NO ☐
	4.					PLACARD? YES ☐ NO ☐

13. Special Handling Instructions and Additional Information
1 5005955 Petroleum Contact Water CWT: N/A PO#:

Trailer # TR-18
Emergency Response Guide On-board
Site arrival time 11:50am
Site departure time 12:20pm
www.covanta.com

14. SHIPPER'S CERTIFICATION: I certify the materials are accurately described.
Shipper's/Offeror's Printed/Typed Name: Josh Pratt
Signature: [signature]
Month 2 Day 12 Year 22

INT'L

15. International Shipments ☐ Import to U.S. ☐ Export from U.S. Port of entry/exit:
Transporter Signature (for exports only): Date leaving U.S.:

TRANSPORTER

16. Transporter Acknowledgment of Receipt of Materials
Transporter 1 Printed/Typed Name: Bill Johnston
Signature: [signature]
Month 2 Day 12 Year 22
Transporter 2 Printed/Typed Name:
Signature:
Month Day Year

DESIGNATED CONSIGNEE

17. Discrepancy
17a. Discrepancy Indication Space ☐ Quantity ☐ Type ☐ Residue ☐ Partial Rejection ☐ Full Rejection
Bill of Lading Reference Number:
17b. Alternate Consignee (or Shipper)
U.S. EPA ID Number
Facility's Phone:
17c. Signature of Alternate Consignee (or Shipper)
Month Day Year

18. Designated Receiving Facility Owner or Operator: Certification of receipt of materials covered by the bill of lading except as noted in Item 17a
Printed/Typed Name: Kaline Davis
Signature: [signature]
Month 2 Day 12 Year 22

COVANTA
Environmental Solutions

38/60

SO260375

Corporate Office
5300 N 33rd St. - Milwaukee, WI 53209
Phone: 800-842-9792 Fax: 414-461-3812

BILL OF LADING	1. Shipper ID Number	2. Page 1 of	3. Emergency Response Phone	4. Tracking Number
	NCVSQG		(800) 814-1204	CES 142247

5. Shipper's Name and Mailing Address
Colonial Pipeline Company
14108 Huntersville-Concord Road
Huntersvile North Carolina 28078
Shipper's Phone:

Shipper's Site Address (if different than mailing address)
Colonial Pipeline Company
14108 Huntersville-Concord Road
Huntersvile North Carolina 28078

6. Transporter 1 Company Name: Covanta Environmental Solutions
U.S. EPA ID Number: PAR000043026

7. Transporter 2 Company Name
U.S. EPA ID Number

8. Consignee Name and Site Address
Covanta Environmental Solutions LLC
2503 Fayetteville Street
Asheboro NC 27203 (336) 683-0911
Facility's Phone:
U.S. EPA ID Number: NCR000135384

HM	9. Shipping Name and Description	10. Containers No.	10. Containers Type	11. Total Quantity	12. Unit Wt./Vol.	
	1. Non-RCRA, Non-DOT Regulated Material	1	TT	5125	G	PLACARD? None YES ☐ NO ☐
	2.					PLACARD? YES ☐ NO ☐
	3.					PLACARD? YES ☐ NO ☐
	4.					PLACARD? YES ☐ NO ☐

13. Special Handling Instructions and Additional Information
1 5005955 Petroleum Contact Water CWT: N/A PO#:

Trailer #____
Emergency Response Guide On Board
Site arrival time 8:15
Site departure time 8:50
www.covanta.com

14. SHIPPER'S CERTIFICATION: I certify the materials are accurately described.
Shipper's/Offeror's Printed/Typed Name: JOSH PRATT
Signature
Month 2 Day 12 Year 22

15. International Shipments ☐ Import to U.S. ☐ Export from U.S. Port of entry/exit:
Transporter Signature (for exports only): Date leaving U.S.:

16. Transporter Acknowledgment of Receipt of Materials
Transporter 1 Printed/Typed Name: Bobby Jarrett
Signature
Month 2 Day 12 Year 22
Transporter 2 Printed/Typed Name
Signature
Month Day Year

17. Discrepancy
17a. Discrepancy Indication Space ☐ Quantity ☐ Type ☐ Residue ☐ Partial Rejection ☐ Full Rejection
Bill of Lading Reference Number:
17b. Alternate Consignee (or Shipper)
U.S. EPA ID Number
Facility's Phone:
17c. Signature of Alternate Consignee (or Shipper)
Month Day Year

18. Designated Receiving Facility Owner or Operator: Certification of receipt of materials covered by the bill of lading except as noted in Item 17a
Printed/Typed Name: Kaline Davis
Signature
Month 2 Day 12 Year 22

SHIPPER INT'L TRANSPORTER DESIGNATED CONSIGNEE

COVANTA
Environmental Solutions

RD-40
TR-18
S0260376
~~S0260384~~

Corporate Office
5300 N 33rd St. - Milwaukee, WI 53209
Phone: 800-842-9792 Fax: 414-461-3812

BILL OF LADING

1. Shipper ID Number: NCVSQG
2. Page 1 of
3. Emergency Response Phone: (800) 814-1204
4. Tracking Number: **CES** 141937

5. Shipper's Name and Mailing Address
Colonial Pipeline Company
14108 Huntersville-Concord Road
Huntersvile North Carolina 28078
Shipper's Phone:

Shipper's Site Address (if different than mailing address)
Colonial Pipeline Company
14108 Huntersville-Concord Road
Huntersvile North Carolina 28078

6. Transporter 1 Company Name: Covanta Environmental Solutions
U.S. EPA ID Number: PAR000043026

7. Transporter 2 Company Name
U.S. EPA ID Number

8. Consignee Name and Site Address
Covanta Environmental Solutions LLC
2503 Fayetteville Street
Asheboro NC 27203 (336) 683-0911
Facility's Phone:
U.S. EPA ID Number: NCR000135384

HM	9. Shipping Name and Description	10. Containers No.	10. Containers Type	11. Total Quantity	12. Unit Wt./Vol.	
	1. Non-RCRA, Non-DOT Regulated Material	1	TT	5076	G	PLACARD? YES ☐ NO ☐ None
	2.					PLACARD? YES ☐ NO ☐
	3.					PLACARD? YES ☐ NO ☐
	4.					PLACARD? YES ☐ NO ☐

13. Special Handling Instructions and Additional Information
1 5005955 Petroleum Contact Water CWT: N/A PO#:

Trailer # TR-18
Emergency Response Guide Onboar
Site arrival time 7-35
Site departure time 8:20
www.covanta.com

14. SHIPPER'S CERTIFICATION: I certify the materials are accurately described.
Shipper's/Offeror's Printed/Typed Name: JOSH PRATT
Signature:
Month 2 Day 12 Year 22

15. International Shipments ☐ Import to U.S. ☐ Export from U.S. Port of entry/exit:
Transporter Signature (for exports only): Date leaving U.S.:

16. Transporter Acknowledgment of Receipt of Materials
Transporter 1 Printed/Typed Name: Bill Johnston
Signature: Bill Johnston
Month 2 Day 12 Year 22
Transporter 2 Printed/Typed Name
Signature
Month Day Year

17. Discrepancy
17a. Discrepancy Indication Space ☐ Quantity ☐ Type ☐ Residue ☐ Partial Rejection ☐ Full Rejection
Bill of Lading Reference Number:
17b. Alternate Consignee (or Shipper)
U.S. EPA ID Number
Facility's Phone:
17c. Signature of Alternate Consignee (or Shipper)
Month Day Year

18. Designated Receiving Facility Owner or Operator: Certification of receipt of materials covered by the bill of lading except as noted in Item 17a
Printed/Typed Name: Katine Davis
Signature:
Month 2 Day 12 Year 22

SHIPPER | INT'L | TRANSPORTER | DESIGNATED CONSIGNEE

COVANTA
Environmental Solutions

~~50259035~~ 50260389

Corporate Office
5300 N 33rd St. - Milwaukee, WI 53209
Phone: 800-842-9792 Fax: 414-461-3812

BILL OF LADING

1. Shipper ID Number	2. Page 1 of	3. Emergency Response Phone	4. Tracking Number
NCVSQG	1	(800) 814-1204	CES 141939

5. Shipper's Name and Mailing Address
Colonial Pipeline Company
14108 Huntersville-Concord Road
Huntersvile North Carolina 28078
Shipper's Phone:

Shipper's Site Address (if different than mailing address)
Colonial Pipeline Company
14108 Huntersville-Concord Road
Huntersvile North Carolina 28078

6. Transporter 1 Company Name: Covanta Environmental Solutions
U.S. EPA ID Number: PAR000043026

7. Transporter 2 Company Name:
U.S. EPA ID Number:

8. Consignee Name and Site Address
Covanta Environmental Solutions LLC
2503 Fayetteville Street
Asheboro NC 27203 (336) 683-0911
Facility's Phone:
U.S. EPA ID Number: NCR000135384

HM	9. Shipping Name and Description	10. Containers No.	10. Containers Type	11. Total Quantity	12. Unit Wt./Vol.	
	1. Non-RCRA, Non-DOT Regulated Material	1	TT	5/25g		PLACARD? YES ☐ NO ☐ None
	2.					PLACARD? YES ☐ NO ☐
	3.					PLACARD? YES ☐ NO ☐
	4.					PLACARD? YES ☐ NO ☐

13. Special Handling Instructions and Additional Information
1 5005955 Petroleum Contact Water CWT: N/A PO#:

RD 36
Trailer # TR 33
Emergency Response Guide
Site arrival time 720
Site departure time 750
www.covanta.com

14. SHIPPER'S CERTIFICATION: I certify the materials are accurately described.
Shipper's/Offeror's Printed/Typed Name: Curtis Gutter As Agent For Adam Harris
Signature:
Month 2 Day 13 Year 22

INT'L
15. International Shipments ☐ Import to U.S. ☐ Export from U.S. Port of entry/exit:
Transporter Signature (for exports only): Date leaving U.S.:

TRANSPORTER
16. Transporter Acknowledgment of Receipt of Materials
Transporter 1 Printed/Typed Name: Corby Tucker
Signature:
Month 2 Day 13 Year 22
Transporter 2 Printed/Typed Name:
Signature:
Month Day Year

DESIGNATED CONSIGNEE
17. Discrepancy
17a. Discrepancy Indication Space ☐ Quantity ☐ Type ☐ Residue ☐ Partial Rejection ☐ Full Rejection
Bill of Lading Reference Number:
17b. Alternate Consignee (or Shipper)
U.S. EPA ID Number
Facility's Phone:
17c. Signature of Alternate Consignee (or Shipper)
Month Day Year

18. Designated Receiving Facility Owner or Operator: Certification of receipt of materials covered by the bill of lading except as noted in Item 17a
Printed/Typed Name: Kaleine Davis
Signature:
Month 2 Day 13 Year 22

COVANTA
Environmental Solutions

38160

SO260396
~~SO260386~~

Corporate Office
5300 N 33rd St. - Milwaukee, WI 53209
Phone: 800-842-9792 Fax: 414-461-3812

BILL OF LADING

1. Shipper ID Number: NCVSQG
2. Page 1 of
3. Emergency Response Phone: (800) 814-1204
4. Tracking Number: **CES** 142258

5. Shipper's Name and Mailing Address
Colonial Pipeline Company
14108 Huntersville-Concord Road
Huntersvile North Carolina 28078
Shipper's Phone:

Shipper's Site Address (if different than mailing address)
Colonial Pipeline Company
14108 Huntersville-Concord Road
Huntersvile North Carolina 28078

6. Transporter 1 Company Name: Covanta Environmental Solutions
U.S. EPA ID Number: PAR000043026

7. Transporter 2 Company Name
U.S. EPA ID Number

8. Consignee Name and Site Address
Covanta Environmental Solutions LLC
2503 Fayetteville Street
Asheboro NC 27203 (336) 683-0911
Facility's Phone:
U.S. EPA ID Number: NCR000135384

HM	9. Shipping Name and Description	10. Containers No.	10. Containers Type	11. Total Quantity	12. Unit Wt./Vol.	
	1. Non-RCRA, Non-DOT Regulated Material	1		5125	G	PLACARD? None YES ☐ NO ☐
	2.					PLACARD? YES ☐ NO ☐
	3.					PLACARD? YES ☐ NO ☐
	4.					PLACARD? YES ☐ NO ☐

13. Special Handling Instructions and Additional Information
1 5005955 Petroleum Contact Water CWT: N/A PO#:

Trailer #:
Emergency Response Guide on-board
Site arrival time 8:30
Site departure time 9:20
www.covanta.com

14. SHIPPER'S CERTIFICATION: I certify the materials are accurately described.
Shipper's/Offeror's Printed/Typed Name: Curtis Gunter As Agent For Adam Harris
Signature: Curtis Gunter
Month 2 Day 13 Year 22

15. International Shipments ☐ Import to U.S. ☐ Export from U.S. Port of entry/exit:
Transporter Signature (for exports only): Date leaving U.S.:

16. Transporter Acknowledgment of Receipt of Materials
Transporter 1 Printed/Typed Name: Bobby Jarrett
Signature: Bobby Jarrett
Month 2 Day 13 Year 22
Transporter 2 Printed/Typed Name
Signature
Month Day Year

17. Discrepancy
17a. Discrepancy Indication Space ☐ Quantity ☐ Type ☐ Residue ☐ Partial Rejection ☐ Full Rejection
Bill of Lading Reference Number:

17b. Alternate Consignee (or Shipper)
U.S. EPA ID Number
Facility's Phone:

17c. Signature of Alternate Consignee (or Shipper)
Month Day Year

18. Designated Receiving Facility Owner or Operator: Certification of receipt of materials covered by the bill of lading except as noted in Item 17a
Printed/Typed Name: KaLine Dams
Signature: KLD
Month 2 Day 13 Year 22

SHIPPER
INT'L
TRANSPORTER
DESIGNATED CONSIGNEE

COVANTA
Environmental Solutions

SO260400

Corporate Office
5300 N 33rd St. - Milwaukee, WI 53209
Phone: 800-842-9792 Fax: 414-461-3812

SHIPPER

BILL OF LADING	1. Shipper ID Number	2. Page 1 of	3. Emergency Response Phone	4. Tracking Number
	NCVSQG	1	(800) 814-1204	CES 142248

5. Shipper's Name and Mailing Address
Colonial Pipeline Company
14108 Huntersville-Concord Road
Huntersvile North Carolina 28078
Shipper's Phone:

Shipper's Site Address (if different than mailing address)
Colonial Pipeline Company
14108 Huntersville-Concord Road
Huntersvile North Carolina 28078

6. Transporter 1 Company Name: Covanta Environmental Solutions
U.S. EPA ID Number: PAR000043026

7. Transporter 2 Company Name:
U.S. EPA ID Number:

8. Consignee Name and Site Address
Covanta Environmental Solutions LLC
2503 Fayetteville Street
Asheboro NC 27203 (336) 683-0911
Facility's Phone:
U.S. EPA ID Number: NCR000135384

HM	9. Shipping Name and Description	10. Containers No.	10. Containers Type	11. Total Quantity	12. Unit Wt./Vol.	
	1. Non-RCRA, Non-DOT Regulated Material	1	TT	5124	G	PLACARD? None YES ☐ NO ☐
	2.					PLACARD? YES ☐ NO ☐
	3.					PLACARD? YES ☐ NO ☐
	4.					PLACARD? YES ☐ NO ☐

13. Special Handling Instructions and Additional Information
1 5005955 Petroleum Contact Water CWT: N/A PO#:

RD39

Trailer # 34
Emergency Response Guide On-board
Site arrival time 8:00
Site departure time 8:35
www.covanta.com

14. SHIPPER'S CERTIFICATION: I certify the materials are accurately described.
Shipper's/Offeror's Printed/Typed Name: Curtis Gunter As Agent For Adam Harris
Signature:
Month 2 Day 13 Year 22

INT'L

15. International Shipments ☐ Import to U.S. ☐ Export from U.S. Port of entry/exit:
Transporter Signature (for exports only): Date leaving U.S.:

TRANSPORTER

16. Transporter Acknowledgment of Receipt of Materials
Transporter 1 Printed/Typed Name: James Prather
Signature:
Month 2 Day 13 Year 22
Transporter 2 Printed/Typed Name:
Signature:
Month Day Year

DESIGNATED CONSIGNEE

17. Discrepancy
17a. Discrepancy Indication Space ☐ Quantity ☐ Type ☐ Residue ☐ Partial Rejection ☐ Full Rejection
Bill of Lading Reference Number:
17b. Alternate Consignee (or Shipper)
U.S. EPA ID Number
Facility's Phone:
17c. Signature of Alternate Consignee (or Shipper)
Month Day Year

18. Designated Receiving Facility Owner or Operator: Certification of receipt of materials covered by the bill of lading except as noted in Item 17a
Printed/Typed Name: Kalin Davis
Signature:
Month 2 Day 13 Year 22

COVANTA
Environmental Solutions

SO260399

Corporate Office
5300 N 33rd St. - Milwaukee, WI 53209
Phone: 800-842-9792 Fax: 414-461-3812

BILL OF LADING

1. Shipper ID Number: NCVSQG
2. Page 1 of 1
3. Emergency Response Phone: (800) 814-1204
4. Tracking Number: CES 142249

5. Shipper's Name and Mailing Address
Colonial Pipeline Company
14108 Huntersville-Concord Road
Huntersville North Carolina 28078
Shipper's Phone:

Shipper's Site Address (if different than mailing address)
Colonial Pipeline Company
14108 Huntersville-Concord Road
Huntersville North Carolina 28078

6. Transporter 1 Company Name: Covanta Environmental Solutions
U.S. EPA ID Number: PAR000043026

7. Transporter 2 Company Name:
U.S. EPA ID Number:

8. Consignee Name and Site Address
Covanta Environmental Solutions LLC
2503 Fayetteville Street
Asheboro NC 27203 (336) 683-0911
Facility's Phone:
U.S. EPA ID Number: NCR000135384

HM	9. Shipping Name and Description	10. Containers No.	10. Containers Type	11. Total Quantity	12. Unit Wt./Vol.	
	1. Non-RCRA, Non-DOT Regulated Material	1		5125g		PLACARD? None YES ☐ NO ☐
	2.					PLACARD? YES ☐ NO ☐
	3.					PLACARD? YES ☐ NO ☐
	4.					PLACARD? YES ☐ NO ☐

13. Special Handling Instructions and Additional Information
1 5005955 Petroleum Contact Water CWT: N/A PO#:

RD 36
Trailer # TR 33
Emergency Response Guide On board
Site arrival time 1125
Site departure time 1150
www.covanta.com

14. SHIPPER'S CERTIFICATION: I certify the materials are accurately described.
Shipper's/Offeror's Printed/Typed Name: Curtis Gunter As Agent For Adam Harris
Signature:
Month 2 Day 13 Year 22

15. International Shipments ☐ Import to U.S. ☐ Export from U.S. Port of entry/exit:
Transporter Signature (for exports only): Date leaving U.S.:

16. Transporter Acknowledgment of Receipt of Materials
Transporter 1 Printed/Typed Name: Corby Tucker
Signature:
Month 2 Day 13 Year 22
Transporter 2 Printed/Typed Name:
Signature:
Month Day Year

17. Discrepancy
17a. Discrepancy Indication Space ☐ Quantity ☐ Type ☐ Residue ☐ Partial Rejection ☐ Full Rejection
Bill of Lading Reference Number:
17b. Alternate Consignee (or Shipper)
U.S. EPA ID Number
Facility's Phone:
17c. Signature of Alternate Consignee (or Shipper)
Month Day Year

18. Designated Receiving Facility Owner or Operator: Certification of receipt of materials covered by the bill of lading except as noted in Item 17a
Printed/Typed Name: Kaline Davis
Signature:
Month 2 Day 13 Year 22

SHIPPER | INT'L | TRANSPORTER | DESIGNATED CONSIGNEE

COVANTA
Environmental Solutions

SO260424

Corporate Office
5300 N 33rd St. - Milwaukee, WI 53209
Phone: 800-842-9792 Fax: 414-461-3812

BILL OF LADING

1. Shipper ID Number: NCVSQG
2. Page 1 of
3. Emergency Response Phone: (800) 814-1204
4. Tracking Number: CES 143547

5. Shipper's Name and Mailing Address
Colonial Pipeline Company
14108 Huntersville-Concord Road
Huntersvile North Carolina 28078
Shipper's Phone:

Shipper's Site Address (if different than mailing address)
Colonial Pipeline Company
14108 Huntersville-Concord Road
Huntersvile North Carolina 28078

6. Transporter 1 Company Name: Covanta Environmental Solutions
U.S. EPA ID Number: PAR000043026

7. Transporter 2 Company Name:
U.S. EPA ID Number:

8. Consignee Name and Site Address
Covanta Environmental Solutions LLC
2503 Fayetteville Street
Asheboro NC 27203 (336) 683-0911
Facility's Phone:
U.S. EPA ID Number: NCR000135384

SHIPPER

HM	9. Shipping Name and Description	10. Containers No.	10. Containers Type	11. Total Quantity	12. Unit Wt./Vol.	
	1. Non-RCRA, Non-DOT Regulated Material	01	TT	5725	G	PLACARD? None YES ☐ NO ☐
	2.					PLACARD? YES ☐ NO ☐
	3.					PLACARD? YES ☐ NO ☐
	4.					PLACARD? YES ☐ NO ☐

13. Special Handling Instructions and Additional Information
1 5005955 Petroleum Contact Water CWT: N/A PO#:

M38
Trailer # 34
Emergency Response Guide On-board
Site arrival time 0735
Site departure time 0825
www.covanta.com

14. SHIPPER'S CERTIFICATION: I certify the materials are accurately described.
Shipper's/Offeror's Printed/Typed Name: Desie Reaper
Signature:
Month 02 Day 14 Year 22

INT'L
15. International Shipments ☐ Import to U.S. ☐ Export from U.S. Port of entry/exit:
Transporter Signature (for exports only): Date leaving U.S.:

TRANSPORTER
16. Transporter Acknowledgment of Receipt of Materials
Transporter 1 Printed/Typed Name: Jamie Mowell
Signature:
Month 02 Day 14 Year 22
Transporter 2 Printed/Typed Name:
Signature:
Month Day Year

DESIGNATED CONSIGNEE
17. Discrepancy
17a. Discrepancy Indication Space ☐ Quantity ☐ Type ☐ Residue ☐ Partial Rejection ☐ Full Rejection
Bill of Lading Reference Number:
17b. Alternate Consignee (or Shipper)
U.S. EPA ID Number
Facility's Phone:
17c. Signature of Alternate Consignee (or Shipper)
Month Day Year

18. Designated Receiving Facility Owner or Operator: Certification of receipt of materials covered by the bill of lading except as noted in Item 17a
Printed/Typed Name: Jerry Ferrell
Signature:
Month 2 Day 14 Year 22

COVANTA
Environmental Solutions

38/60

S08600423
~~S0760367~~

Corporate Office
5300 N 33rd St. - Milwaukee, WI 53209
Phone: 800-842-9792 Fax: 414-461-3812

BILL OF LADING

1. Shipper ID Number: NCVSQG
2. Page 1 of
3. Emergency Response Phone: (800) 814-1204
4. Tracking Number: **CES** 141943

5. Shipper's Name and Mailing Address
Colonial Pipeline Company
14108 Huntersville-Concord Road
Huntersville North Carolina 28078
Shipper's Phone:

Shipper's Site Address (if different than mailing address)
Colonial Pipeline Company
14108 Huntersville-Concord Road
Huntersville North Carolina 28078

6. Transporter 1 Company Name: Covanta Environmental Solutions
U.S. EPA ID Number: PAR000043026

7. Transporter 2 Company Name:
U.S. EPA ID Number:

8. Consignee Name and Site Address
Covanta Environmental Solutions LLC
2503 Fayetteville Street
Asheboro NC 27203 (336) 683-0911
Facility's Phone:
U.S. EPA ID Number: NCR000135384

HM	9. Shipping Name and Description	10. Containers No.	10. Containers Type	11. Total Quantity	12. Unit Wt./Vol.	
	1. Non-RCRA, Non-DOT Regulated Material	1	TT	5125	G	PLACARD? None YES ☐ NO ☐
	2.					PLACARD? YES ☐ NO ☐
	3.					PLACARD? YES ☐ NO ☐
	4.					PLACARD? YES ☐ NO ☐

13. Special Handling Instructions and Additional Information
1 5005955 Petroleum Contact Water CWT: N/A PO#:

Trailer #____
Emergency Response Guide On-board
Site arrival time 8:45
Site departure time 8:55
www.covanta.com

14. SHIPPER'S CERTIFICATION: I certify the materials are accurately described.
Shipper's/Offeror's Printed/Typed Name: Desic Reaper
Signature:
Month 2 Day 14 Year 22

INT'L
15. International Shipments ☐ Import to U.S. ☐ Export from U.S.
Port of entry/exit:
Transporter Signature (for exports only):
Date leaving U.S.:

TRANSPORTER
16. Transporter Acknowledgment of Receipt of Materials
Transporter 1 Printed/Typed Name: Bobby Jarrett
Signature:
Month 2 Day 14 Year 22
Transporter 2 Printed/Typed Name:
Signature:
Month Day Year

DESIGNATED CONSIGNEE
17. Discrepancy
17a. Discrepancy Indication Space ☐ Quantity ☐ Type ☐ Residue ☐ Partial Rejection ☐ Full Rejection
Bill of Lading Reference Number:
17b. Alternate Consignee (or Shipper)
U.S. EPA ID Number
Facility's Phone:
17c. Signature of Alternate Consignee (or Shipper)
Month Day Year

18. Designated Receiving Facility Owner or Operator: Certification of receipt of materials covered by the bill of lading except as noted in Item 17a
Printed/Typed Name: Shorry Ferrell
Signature:
Month 2 Day 14 Year 22

COVANTA
Environmental Solutions

38/60

~~50260370~~ 50260431

Corporate Office
5300 N 33rd St. - Milwaukee, WI 53209
Phone: 800-842-9792 Fax: 414-461-3812

SHIPPER

BILL OF LADING	1. Shipper ID Number	2. Page 1 of	3. Emergency Response Phone	4. Tracking Number
	NCVSQG		(800) 814-1204	CES 142254

5. Shipper's Name and Mailing Address
Colonial Pipeline Company
14108 Huntersville-Concord Road
Huntersvile North Carolina 28078
Shipper's Phone:

Shipper's Site Address (if different than mailing address)
Colonial Pipeline Company
14108 Huntersville-Concord Road
Huntersvile North Carolina 28078

6. Transporter 1 Company Name: Covanta Environmental Solutions
U.S. EPA ID Number: PAR000043026

7. Transporter 2 Company Name:
U.S. EPA ID Number:

8. Consignee Name and Site Address
Covanta Environmental Solutions LLC
2503 Fayetteville Street
Asheboro NC 27203 (336) 683-0911
Facility's Phone:
U.S. EPA ID Number: NCR000135384

HM	9. Shipping Name and Description	10. Containers No.	10. Containers Type	11. Total Quantity	12. Unit Wt./Vol.	
	1. Non-RCRA, Non-DOT Regulated Material	1	TT	5125	G	PLACARD? YES ☐ None NO ☐
	2.					PLACARD? YES ☐ NO ☐
	3.					PLACARD? YES ☐ NO ☐
	4.					PLACARD? YES ☐ NO ☐

13. Special Handling Instructions and Additional Information
1 5005955 Petroleum Contact Water CWT: N/A PO#:

Trailer #:
Emergency Response Guide On-Board
Site arrival time 2:00
Site departure time 2:30
www.covanta.com

14. SHIPPER'S CERTIFICATION: I certify the materials are accurately described.
Shipper's/Offeror's Printed/Typed Name: JOSH PRATT
Signature:
Month 2 Day 14 Year 22

INT'L
15. International Shipments ☐ Import to U.S. ☐ Export from U.S. Port of entry/exit:
Transporter Signature (for exports only): Date leaving U.S.:

TRANSPORTER
16. Transporter Acknowledgment of Receipt of Materials
Transporter 1 Printed/Typed Name: Bobby Jarrett
Signature:
Month 2 Day 14 Year 22
Transporter 2 Printed/Typed Name:
Signature:
Month Day Year

DESIGNATED CONSIGNEE
17. Discrepancy
17a. Discrepancy Indication Space ☐ Quantity ☐ Type ☐ Residue ☐ Partial Rejection ☐ Full Rejection
Bill of Lading Reference Number:
17b. Alternate Consignee (or Shipper)
U.S. EPA ID Number
Facility's Phone:
17c. Signature of Alternate Consignee (or Shipper)
Month Day Year

18. Designated Receiving Facility Owner or Operator: Certification of receipt of materials covered by the bill of lading except as noted in Item 17a
Printed/Typed Name: Kaline Davis
Signature:
Month 2 Day 14 Year 22

COVANTA
Environmental Solutions

SO260429

Corporate Office
5300 N 33rd St. - Milwaukee, WI 53209
Phone: 800-842-9792 Fax: 414-461-3812

BILL OF LADING

1. Shipper ID Number: NCVSQG
2. Page 1 of
3. Emergency Response Phone: (800) 814-1204
4. Tracking Number: CES 143707

5. Shipper's Name and Mailing Address
Colonial Pipeline Company
14108 Huntersville-Concord Road
Huntersvile North Carolina 28078
Shipper's Phone:

Shipper's Site Address (if different than mailing address)
Colonial Pipeline Company
14108 Huntersville-Concord Road
Huntersvile North Carolina 28078

6. Transporter 1 Company Name: Covanta Environmental Solutions
U.S. EPA ID Number: PAR000043026

7. Transporter 2 Company Name
U.S. EPA ID Number

8. Consignee Name and Site Address
Covanta Environmental Solutions LLC
2503 Fayetteville Street
Asheboro NC 27203 (336) 683-0911
Facility's Phone:
U.S. EPA ID Number: NCR000135384

HM	9. Shipping Name and Description	10. Containers No.	10. Containers Type	11. Total Quantity	12. Unit Wt./Vol.	
	1. Non-RCRA, Non-DOT Regulated Material	01	TT	5125	G	PLACARD? None YES ☐ NO ☐
	2.					PLACARD? YES ☐ NO ☐
	3.					PLACARD? YES ☐ NO ☐
	4.					PLACARD? YES ☐ NO ☐

13. Special Handling Instructions and Additional Information
1 5005955 Petroleum Contact Water CWT: N/A PO#:

N039
Trailer #34
Emergency Response Guide On-board
Site arrival time 1305
Site departure time 1330
www.covanta.com

14. SHIPPER'S CERTIFICATION: I certify the materials are accurately described.
Shipper's/Offeror's Printed/Typed Name: JOSH PRATT
Signature: Josh Pratt
Month 02 Day 14 Year 22

15. International Shipments ☐ Import to U.S. ☐ Export from U.S. Port of entry/exit:
Transporter Signature (for exports only): Date leaving U.S.:

16. Transporter Acknowledgment of Receipt of Materials
Transporter 1 Printed/Typed Name: Jamie Morrell
Signature: Jamie Morrell
Month 02 Day 14 Year 22
Transporter 2 Printed/Typed Name
Signature
Month Day Year

17. Discrepancy
17a. Discrepancy Indication Space ☐ Quantity ☐ Type ☐ Residue ☐ Partial Rejection ☐ Full Rejection
Bill of Lading Reference Number:

17b. Alternate Consignee (or Shipper)
U.S. EPA ID Number
Facility's Phone:

17c. Signature of Alternate Consignee (or Shipper)
Month Day Year

18. Designated Receiving Facility Owner or Operator: Certification of receipt of materials covered by the bill of lading except as noted in Item 17a
Printed/Typed Name: Kaline Davis
Signature
Month 2 Day 14 Year 22

SHIPPER
INT'L
TRANSPORTER
DESIGNATED CONSIGNEE

COVANTA
Environmental Solutions

38/60

SO260426

Corporate Office
5300 N 33rd St. - Milwaukee, WI 53209
Phone: 800-842-9792 Fax: 414-461-3812

SHIPPER

BILL OF LADING	1. Shipper ID Number	2. Page 1 of	3. Emergency Response Phone	4. Tracking Number
	NCVSQG		(800) 814-1204	CES 143545

5. Shipper's Name and Mailing Address
Colonial Pipeline Company
14108 Huntersville-Concord Road
Huntersvile North Carolina 28078
Shipper's Phone:

Shipper's Site Address (if different than mailing address)
Colonial Pipeline Company
14108 Huntersville-Concord Road
Huntersvile North Carolina 28078

6. Transporter 1 Company Name: Covanta Environmental Solutions
U.S. EPA ID Number: PAR000043026

7. Transporter 2 Company Name
U.S. EPA ID Number

8. Consignee Name and Site Address
Covanta Environmental Solutions LLC
2503 Fayetteville Street
Asheboro NC 27203 (336) 683-0911
Facility's Phone:
U.S. EPA ID Number: NCR000135384

HM	9. Shipping Name and Description	10. Containers No.	10. Containers Type	11. Total Quantity	12. Unit Wt./Vol.	
	1. Non-RCRA, Non-DOT Regulated Material	1	TT	5725	G	PLACARD? None YES ☐ NO ☐
	2.					PLACARD? YES ☐ NO ☐
	3.					PLACARD? YES ☐ NO ☐
	4.					PLACARD? YES ☐ NO ☐

13. Special Handling Instructions and Additional Information
1 5005955 Petroleum Contact Water CWT: N/A PO#:

Trailer #____
Emergency Response Guide On-board
Site arrival time 11:30
Site departure time 11:55
www.covanta.com

14. SHIPPER'S CERTIFICATION: I certify the materials are accurately described.
Shipper's/Offeror's Printed/Typed Name: JOSH PRATT
Signature: JOSH PRATT
Month 2 Day 14 Year 22

INT'L

15. International Shipments ☐ Import to U.S. ☐ Export from U.S. Port of entry/exit:
Transporter Signature (for exports only): Date leaving U.S.:

TRANSPORTER

16. Transporter Acknowledgment of Receipt of Materials
Transporter 1 Printed/Typed Name: Bobby Jarrett
Signature: Bobby Jarrett
Month 2 Day 14 Year 22
Transporter 2 Printed/Typed Name
Signature
Month Day Year

DESIGNATED CONSIGNEE

17. Discrepancy
17a. Discrepancy Indication Space ☐ Quantity ☐ Type ☐ Residue ☐ Partial Rejection ☐ Full Rejection
Bill of Lading Reference Number:
17b. Alternate Consignee (or Shipper)
U.S. EPA ID Number
Facility's Phone:
17c. Signature of Alternate Consignee (or Shipper)
Month Day Year

18. Designated Receiving Facility Owner or Operator: Certification of receipt of materials covered by the bill of lading except as noted in Item 17a
Printed/Typed Name: Sherry Farrell
Signature: Sherry Farrell
Month 2 Day 14 Year 22

COVANTA
Environmental Solutions

SO260427

Corporate Office
5300 N 33rd St. - Milwaukee, WI 53209
Phone: 800-842-9792 Fax: 414-461-3812

SHIPPER

BILL OF LADING	1. Shipper ID Number	2. Page 1 of	3. Emergency Response Phone	4. Tracking Number
	NCVSQG		(800) 814-1204	CES 143546

5. Shipper's Name and Mailing Address
Colonial Pipeline Company
14108 Huntersville-Concord Road
Huntersvile North Carolina 28078
Shipper's Phone:

Shipper's Site Address (if different than mailing address)
Colonial Pipeline Company
14108 Huntersville-Concord Road
Huntersvile North Carolina 28078

6. Transporter 1 Company Name: Covanta Environmental Solutions
U.S. EPA ID Number: PAR000043026

7. Transporter 2 Company Name:
U.S. EPA ID Number:

8. Consignee Name and Site Address
Covanta Environmental Solutions LLC
2503 Fayetteville Street
Asheboro NC 27203 (336) 683-0911
Facility's Phone:

U.S. EPA ID Number: NCR000135384

HM	9. Shipping Name and Description	10. Containers No.	10. Containers Type	11. Total Quantity	12. Unit Wt./Vol.	
	1. Non-RCRA, Non-DOT Regulated Material	01	TT	5775	G	PLACARD? None YES ☐ NO ☐
	2.					PLACARD? YES ☐ NO ☐
	3.					PLACARD? YES ☐ NO ☐
	4.					PLACARD? YES ☐ NO ☐

13. Special Handling Instructions and Additional Information

1 5005955 Petroleum Contact Water CWT: N/A PO#:

MS9
Trailer # 34
Emergency Response Guide Onboard
Site arrival time 1030
Site departure time 1055
www.covanta.com

14. SHIPPER'S CERTIFICATION: I certify the materials are accurately described.

Shipper's/Offeror's Printed/Typed Name: JOSH PRATT
Signature:
Month 02 Day 14 Year 22

INT'L

15. International Shipments ☐ Import to U.S. ☐ Export from U.S. Port of entry/exit:
Transporter Signature (for exports only): Date leaving U.S.:

TRANSPORTER

16. Transporter Acknowledgment of Receipt of Materials

Transporter 1 Printed/Typed Name: JAMIE MAXWELL
Signature:
Month 02 Day 14 Year 22

Transporter 2 Printed/Typed Name:
Signature:
Month Day Year

DESIGNATED CONSIGNEE

17. Discrepancy

17a. Discrepancy Indication Space ☐ Quantity ☐ Type ☐ Residue ☐ Partial Rejection ☐ Full Rejection

Bill of Lading Reference Number:

17b. Alternate Consignee (or Shipper)
U.S. EPA ID Number
Facility's Phone:

17c. Signature of Alternate Consignee (or Shipper)
Month Day Year

18. Designated Receiving Facility Owner or Operator: Certification of receipt of materials covered by the bill of lading except as noted in Item 17a

Printed/Typed Name: Shawn Farrell
Signature:
Month 2 Day 14 Year 22

COVANTA
Environmental Solutions

SO260433

Corporate Office
5300 N 33rd St. - Milwaukee, WI 53209
Phone: 800-842-9792 Fax: 414-461-3812

BILL OF LADING	1. Shipper ID Number	2. Page 1 of	3. Emergency Response Phone	4. Tracking Number
	NCVSQG		(800) 814-1204	CES 142159

5. Shipper's Name and Mailing Address
Colonial Pipeline Company
14108 Huntersville-Concord Road
Huntersvile North Carolina 28078
Shipper's Phone:

Shipper's Site Address (if different than mailing address)
Colonial Pipeline Company
14108 Huntersville-Concord Road
Huntersvile North Carolina 28078

6. Transporter 1 Company Name: Covanta Environmental Solutions
U.S. EPA ID Number: PAR000043026

7. Transporter 2 Company Name
U.S. EPA ID Number

8. Consignee Name and Site Address
Covanta Environmental Solutions LLC
2503 Fayetteville Street
Asheboro NC 27203 (336) 683-0911
Facility's Phone:
U.S. EPA ID Number: NCR000135384

HM	9. Shipping Name and Description	10. Containers No.	10. Containers Type	11. Total Quantity	12. Unit Wt./Vol.	
	1. Non-RCRA, Non-DOT Regulated Material	01	TT	5125	G	PLACARD? None YES ☐ NO ☐
	2.					PLACARD? YES ☐ NO ☐
	3.					PLACARD? YES ☐ NO ☐
	4.					PLACARD? YES ☐ NO ☐

13. Special Handling Instructions and Additional Information
1 5005955 Petroleum Contact Water CWT: N/A PO#:

Trailer # NO 3844
Emergency Response Guide Number
Site arrival time 0730
Site departure time 0815
www.covanta.com

14. SHIPPER'S CERTIFICATION: I certify the materials are accurately described.
Shipper's/Offeror's Printed/Typed Name: Josh Pratt
Signature
Month 02 Day 15 Year 22

15. International Shipments ☐ Import to U.S. ☐ Export from U.S. Port of entry/exit:
Transporter Signature (for exports only): Date leaving U.S.:

16. Transporter Acknowledgment of Receipt of Materials
Transporter 1 Printed/Typed Name: Jamie Morrell
Signature: Jamie Morrell
Month 02 Day 15 Year 22
Transporter 2 Printed/Typed Name
Signature
Month Day Year

17. Discrepancy
17a. Discrepancy Indication Space ☐ Quantity ☐ Type ☐ Residue ☐ Partial Rejection ☐ Full Rejection
Bill of Lading Reference Number:
17b. Alternate Consignee (or Shipper)
U.S. EPA ID Number
Facility's Phone:
17c. Signature of Alternate Consignee (or Shipper)
Month Day Year

18. Designated Receiving Facility Owner or Operator: Certification of receipt of materials covered by the bill of lading except as noted in Item 17a
Printed/Typed Name: Kaline Davis
Signature
Month 2 Day 15 Year 22

SHIPPER | INT'L | TRANSPORTER | DESIGNATED CONSIGNEE

COVANTA
Environmental Solutions

38/60

SO260432

Corporate Office
5300 N 33rd St. - Milwaukee, WI 53209
Phone: 800-842-9792 Fax: 414-461-3812

SHIPPER

BILL OF LADING	1. Shipper ID Number	2. Page 1 of	3. Emergency Response Phone	4. Tracking Number
	NCVSQG		(800) 814-1204	CES 142701

5. Shipper's Name and Mailing Address
Colonial Pipeline Company
14108 Huntersville-Concord Road
Huntersvile North Carolina 28078
Shipper's Phone:

Shipper's Site Address (if different than mailing address)
Colonial Pipeline Company
14108 Huntersville-Concord Road
Huntersvile North Carolina 28078

6. Transporter 1 Company Name: Covanta Environmental Solutions
U.S. EPA ID Number: PAR000043026

7. Transporter 2 Company Name
U.S. EPA ID Number

8. Consignee Name and Site Address
Covanta Environmental Solutions LLC
2503 Fayetteville Street
Asheboro NC 27203 (336) 683-0911
Facility's Phone:
U.S. EPA ID Number: NCR000135384

HM	9. Shipping Name and Description	10. Containers No.	10. Containers Type	11. Total Quantity	12. Unit Wt./Vol.	
	1. Non-RCRA, Non-DOT Regulated Material	1	TT	5125	G	PLACARD? None YES ☐ NO ☐
	2.					PLACARD? YES ☐ NO ☐
	3.					PLACARD? YES ☐ NO ☐
	4.					PLACARD? YES ☐ NO ☐

13. Special Handling Instructions and Additional Information

1 5005955 Petroleum Contact Water CWT: N/A PO#:

Trailer #:
Emergency Response Guide On board
Site arrival time 8:30
Site departure time 9:00
www.covanta.com

14. SHIPPER'S CERTIFICATION: I certify the materials are accurately described.

Shipper's/Offeror's Printed/Typed Name: JOSH PRATT
Signature
Month 2 Day 15 Year 22

INT'L

15. International Shipments ☐ Import to U.S. ☐ Export from U.S. Port of entry/exit:
Transporter Signature (for exports only): Date leaving U.S.:

TRANSPORTER

16. Transporter Acknowledgment of Receipt of Materials

Transporter 1 Printed/Typed Name: Bobby Jarrett
Signature
Month 2 Day 15 Year 22

Transporter 2 Printed/Typed Name
Signature
Month Day Year

DESIGNATED CONSIGNEE

17. Discrepancy

17a. Discrepancy Indication Space ☐ Quantity ☐ Type ☐ Residue ☐ Partial Rejection ☐ Full Rejection

Bill of Lading Reference Number:

17b. Alternate Consignee (or Shipper)
U.S. EPA ID Number
Facility's Phone:

17c. Signature of Alternate Consignee (or Shipper)
Month Day Year

18. Designated Receiving Facility Owner or Operator: Certification of receipt of materials covered by the bill of lading except as noted in Item 17a

Printed/Typed Name: Kaline Davis
Signature
Month 2 Day 15 Year 22

COVANTA
Environmental Solutions

Corporate Office
5300 N 33rd St. - Milwaukee, WI 53209
Phone: 800-842-9792 Fax: 414-461-3812

SO260438

BILL OF LADING	1. Shipper ID Number	2. Page 1 of	3. Emergency Response Phone	4. Tracking Number
	NCVSQG		(800) 814-1204	CES 142703

5. Shipper's Name and Mailing Address
Colonial Pipeline Company
14108 Huntersville-Concord Road
Huntersvile North Carolina 28078
Shipper's Phone:

Shipper's Site Address (if different than mailing address)
Colonial Pipeline Company
14108 Huntersville-Concord Road
Huntersvile North Carolina 28078

6. Transporter 1 Company Name: Covanta Environmental Solutions
U.S. EPA ID Number: PAR000043026

7. Transporter 2 Company Name:
U.S. EPA ID Number:

8. Consignee Name and Site Address
Covanta Environmental Solutions LLC
2503 Fayetteville Street
Asheboro NC 27203 (336) 683-0911
Facility's Phone:
U.S. EPA ID Number: NCR000135384

HM	9. Shipping Name and Description	10. Containers No.	10. Containers Type	11. Total Quantity	12. Unit Wt./Vol.	
	1. Non-RCRA, Non-DOT Regulated Material	01	TT	5725	G	PLACARD? YES ☐ None NO ☐
	2.					PLACARD? YES ☐ NO ☐
	3.					PLACARD? YES ☐ NO ☐
	4.					PLACARD? YES ☐ NO ☐

13. Special Handling Instructions and Additional Information
1 5005955 Petroleum Contact Water CWT: N/A PO#:

1039
Trailer # 34
Emergency Response Guide On-board
OM Site arrival time ~~1135~~ 1145
Site departure time 1205
www.covanta.com

14. SHIPPER'S CERTIFICATION: I certify the materials are accurately described.
Shipper's/Offeror's Printed/Typed Name: Josh Pratt
Signature:
Month 02 Day 15 Year 22

15. International Shipments ☐ Import to U.S. ☐ Export from U.S.
Port of entry/exit:
Transporter Signature (for exports only):
Date leaving U.S.:

16. Transporter Acknowledgment of Receipt of Materials
Transporter 1 Printed/Typed Name: Jamie Morell
Signature: Jamie Morell
Month 02 Day 15 Year 22
Transporter 2 Printed/Typed Name:
Signature:
Month Day Year

17. Discrepancy
17a. Discrepancy Indication Space ☐ Quantity ☐ Type ☐ Residue ☐ Partial Rejection ☐ Full Rejection
Bill of Lading Reference Number:

17b. Alternate Consignee (or Shipper)
U.S. EPA ID Number
Facility's Phone:

17c. Signature of Alternate Consignee (or Shipper)
Month Day Year

18. Designated Receiving Facility Owner or Operator: Certification of receipt of materials covered by the bill of lading except as noted in Item 17a
Printed/Typed Name: Kaline Davis
Signature:
Month 2 Day 15 Year 22

SHIPPER | INT'L | TRANSPORTER | DESIGNATED CONSIGNEE

COVANTA
Environmental Solutions

SO260440

Corporate Office
5300 N 33rd St. - Milwaukee, WI 53209
Phone: 800-842-9792 Fax: 414-461-3812

SHIPPER

BILL OF LADING	1. Shipper ID Number	2. Page 1 of	3. Emergency Response Phone	4. Tracking Number
	NCVSQG		(800) 814-1204	CES 142678

5. Shipper's Name and Mailing Address
Colonial Pipeline Company
14108 Huntersville-Concord Road
Huntersvile North Carolina 28078
Shipper's Phone:

Shipper's Site Address (if different than mailing address)
Colonial Pipeline Company
14108 Huntersville-Concord Road
Huntersvile North Carolina 28078

6. Transporter 1 Company Name: Covanta Environmental Solutions
U.S. EPA ID Number: PAR000043026

7. Transporter 2 Company Name:
U.S. EPA ID Number:

8. Consignee Name and Site Address
Covanta Environmental Solutions LLC
2503 Fayetteville Street
Asheboro NC 27203 (336) 683-0911
Facility's Phone:
U.S. EPA ID Number: NCR000135384

HM	9. Shipping Name and Description	10. Containers No.	10. Containers Type	11. Total Quantity	12. Unit Wt./Vol.	
	1. Non-RCRA, Non-DOT Regulated Material	01	TT	5725	G	PLACARD? None YES ☐ NO ☐
	2.					PLACARD? YES ☐ NO ☐
	3.					PLACARD? YES ☐ NO ☐
	4.					PLACARD? YES ☐ NO ☐

13. Special Handling Instructions and Additional Information
1 5005955 Petroleum Contact Water CWT: N/A PO#:

1039
Trailer # 34
Emergency Response Guide On Board
Site arrival time 0739
Site departure time 0826
www.covanta.com

14. SHIPPER'S CERTIFICATION: I certify the materials are accurately described.
Shipper's/Offeror's Printed/Typed Name: JOSH PRATT
Signature:
Month 02 Day 16 Year 22

INT'L
15. International Shipments ☐ Import to U.S. ☐ Export from U.S. Port of entry/exit:
Transporter Signature (for exports only): Date leaving U.S.:

TRANSPORTER
16. Transporter Acknowledgment of Receipt of Materials
Transporter 1 Printed/Typed Name: JAMIE MARELL
Signature:
Month 02 Day 16 Year 22
Transporter 2 Printed/Typed Name:
Signature:
Month Day Year

DESIGNATED CONSIGNEE
17. Discrepancy
17a. Discrepancy Indication Space ☐ Quantity ☐ Type ☐ Residue ☐ Partial Rejection ☐ Full Rejection
Bill of Lading Reference Number:
17b. Alternate Consignee (or Shipper)
U.S. EPA ID Number
Facility's Phone:
17c. Signature of Alternate Consignee (or Shipper)
Month Day Year

18. Designated Receiving Facility Owner or Operator: Certification of receipt of materials covered by the bill of lading except as noted in Item 17a
Printed/Typed Name: Kaline Davis
Signature:
Month 2 Day 16 Year 22

COVANTA
Environmental Solutions

38/60

SO260439

Corporate Office
5300 N 33rd St. - Milwaukee, WI 53209
Phone: 800-842-9792 Fax: 414-461-3812

SHIPPER

BILL OF LADING	1. Shipper ID Number	2. Page 1 of	3. Emergency Response Phone	4. Tracking Number
	NCVSQG		(800) 814-1204	CES 142681

5. Shipper's Name and Mailing Address
Colonial Pipeline Company
14108 Huntersville-Concord Road
Huntersvile North Carolina 28078
Shipper's Phone:

Shipper's Site Address (if different than mailing address)
Colonial Pipeline Company
14108 Huntersville-Concord Road
Huntersvile North Carolina 28078

6. Transporter 1 Company Name: Covanta Environmental Solutions
U.S. EPA ID Number: PAR000043026

7. Transporter 2 Company Name
U.S. EPA ID Number

8. Consignee Name and Site Address
Covanta Environmental Solutions LLC
2503 Fayetteville Street
Asheboro NC 27203 (336) 683-0911
Facility's Phone:
U.S. EPA ID Number: NCR000135384

HM	9. Shipping Name and Description	10. Containers No.	10. Containers Type	11. Total Quantity	12. Unit Wt./Vol.	
	1. Non-RCRA, Non-DOT Regulated Material	1	TT	5125	G	PLACARD? None YES ☐ NO ☐
	2.					PLACARD? YES ☐ NO ☐
	3.					PLACARD? YES ☐ NO ☐
	4.					PLACARD? YES ☐ NO ☐

13. Special Handling Instructions and Additional Information
1 5005955 Petroleum Contact Water CWT: N/A PO#:

Trailer #____
Emergency Response Guide On-board
Site arrival time 8:30
Site departure time 905
www.covanta.com

14. SHIPPER'S CERTIFICATION: I certify the materials are accurately described.
Shipper's/Offeror's Printed/Typed Name: Josh Pratt
Signature
Month 2 Day 16 Year 22

INT'L

15. International Shipments ☐ Import to U.S. ☐ Export from U.S. Port of entry/exit:
Transporter Signature (for exports only):
Date leaving U.S.:

TRANSPORTER

16. Transporter Acknowledgment of Receipt of Materials
Transporter 1 Printed/Typed Name: Bobby Jarrett
Signature
Month 2 Day 16 Year 22
Transporter 2 Printed/Typed Name
Signature
Month Day Year

DESIGNATED CONSIGNEE

17. Discrepancy
17a. Discrepancy Indication Space ☐ Quantity ☐ Type ☐ Residue ☐ Partial Rejection ☐ Full Rejection
Bill of Lading Reference Number:
17b. Alternate Consignee (or Shipper)
U.S. EPA ID Number
Facility's Phone:
17c. Signature of Alternate Consignee (or Shipper)
Month Day Year

18. Designated Receiving Facility Owner or Operator: Certification of receipt of materials covered by the bill of lading except as noted in Item 17a
Printed/Typed Name: Kaline Davis
Signature
Month 2 Day 16 Year 22

COVANTA
Environmental Solutions

SO260448

Corporate Office
5300 N 33rd St. - Milwaukee, WI 53209
Phone: 800-842-9792 Fax: 414-461-3812

BILL OF LADING	1. Shipper ID Number	2. Page 1 of	3. Emergency Response Phone	4. Tracking Number
	NCVSQG		(800) 814-1204	CES 142687

5. Shipper's Name and Mailing Address
Colonial Pipeline Company
14108 Huntersville-Concord Road
Huntersvile North Carolina 28078
Shipper's Phone:

Shipper's Site Address (if different than mailing address)
Colonial Pipeline Company
14108 Huntersville-Concord Road
Huntersvile North Carolina 28078

6. Transporter 1 Company Name: Covanta Environmental Solutions
U.S. EPA ID Number: PAR000043026

7. Transporter 2 Company Name:
U.S. EPA ID Number:

8. Consignee Name and Site Address
Covanta Environmental Solutions LLC
2503 Fayetteville Street
Asheboro NC 27203 (336) 683-0911
Facility's Phone:
U.S. EPA ID Number: NCR000135384

HM	9. Shipping Name and Description	10. Containers No.	10. Containers Type	11. Total Quantity	12. Unit Wt./Vol.	
	1. Non-RCRA, Non-DOT Regulated Material	01	TT	5725	G	PLACARD? YES ☐ None NO ☐
	2.					PLACARD? YES ☐ NO ☐
	3.					PLACARD? YES ☐ NO ☐
	4.					PLACARD? YES ☐ NO ☐

13. Special Handling Instructions and Additional Information
1 5005955 Petroleum Contact Water CWT: N/A PO#:

N35
Trailer # 34
Emergency Response Guide On board
Site arrival time 1205
Site departure time 1230
www.covanta.com

14. SHIPPER'S CERTIFICATION: I certify the materials are accurately described.
Shipper's/Offeror's Printed/Typed Name: JOSH PATT
Signature: Josh Patt
Month 02 Day 16 Year 22

15. International Shipments ☐ Import to U.S. ☐ Export from U.S. Port of entry/exit:
Transporter Signature (for exports only): Date leaving U.S.:

16. Transporter Acknowledgment of Receipt of Materials
Transporter 1 Printed/Typed Name: Jamie Newell
Signature: Jamie Newell
Month 02 Day 16 Year 22
Transporter 2 Printed/Typed Name:
Signature:
Month Day Year

17. Discrepancy
17a. Discrepancy Indication Space ☐ Quantity ☐ Type ☐ Residue ☐ Partial Rejection ☐ Full Rejection
Bill of Lading Reference Number:
17b. Alternate Consignee (or Shipper)
U.S. EPA ID Number
Facility's Phone:
17c. Signature of Alternate Consignee (or Shipper)
Month Day Year

18. Designated Receiving Facility Owner or Operator: Certification of receipt of materials covered by the bill of lading except as noted in Item 17a
Printed/Typed Name: Kaline Davis
Signature:
Month 2 Day 16 Year 22

SHIPPER INT'L TRANSPORTER DESIGNATED CONSIGNEE

COVANTA
Environmental Solutions

38/60

SO260447

Corporate Office
5300 N 33rd St. - Milwaukee, WI 53209
Phone: 800-842-9792 Fax: 414-461-3812

BILL OF LADING

1. Shipper ID Number: NCVSQG
2. Page 1 of
3. Emergency Response Phone: (800) 814-1204
4. Tracking Number: **CES** 142684

5. Shipper's Name and Mailing Address
Colonial Pipeline Company
14108 Huntersville-Concord Road
Huntersvile North Carolina 28078
Shipper's Phone:

Shipper's Site Address (if different than mailing address)
Colonial Pipeline Company
14108 Huntersville-Concord Road
Huntersvile North Carolina 28078

6. Transporter 1 Company Name: Covanta Environmental Solutions
U.S. EPA ID Number: PAR000043026

7. Transporter 2 Company Name
U.S. EPA ID Number

8. Consignee Name and Site Address
Covanta Environmental Solutions LLC
2503 Fayetteville Street
Asheboro NC 27203 (336) 683-0911
Facility's Phone:
U.S. EPA ID Number: NCR000135384

HM	9. Shipping Name and Description	10. Containers No.	10. Containers Type	11. Total Quantity	12. Unit Wt./Vol.	
	1. Non-RCRA, Non-DOT Regulated Material	1	TT	5125	G	PLACARD? YES ☐ NO ☐ None
	2.					PLACARD? YES ☐ NO ☐
	3.					PLACARD? YES ☐ NO ☐
	4.					PLACARD? YES ☐ NO ☐

13. Special Handling Instructions and Additional Information
1 5005955 Petroleum Contact Water CWT: N/A PO#:

Trailer #____
Emergency Response Guide On-Board
Site arrival time 11:30
Site departure time 12:00
www.covanta.com

14. SHIPPER'S CERTIFICATION: I certify the materials are accurately described.
Shipper's/Offeror's Printed/Typed Name: JOSH PRATT
Signature
Month 2 Day 16 Year 22

INT'L
15. International Shipments ☐ Import to U.S. ☐ Export from U.S. Port of entry/exit:
Transporter Signature (for exports only):
Date leaving U.S.:

TRANSPORTER
16. Transporter Acknowledgment of Receipt of Materials
Transporter 1 Printed/Typed Name: Bobby Jarrett
Signature
Month 2 Day 16 Year 22
Transporter 2 Printed/Typed Name
Signature
Month Day Year

DESIGNATED CONSIGNEE
17. Discrepancy
17a. Discrepancy Indication Space ☐ Quantity ☐ Type ☐ Residue ☐ Partial Rejection ☐ Full Rejection
Bill of Lading Reference Number:
17b. Alternate Consignee (or Shipper)
U.S. EPA ID Number
Facility's Phone:
17c. Signature of Alternate Consignee (or Shipper)
Month Day Year

18. Designated Receiving Facility Owner or Operator: Certification of receipt of materials covered by the bill of lading except as noted in Item 17a
Printed/Typed Name: KalineDavis
Signature
Month 2 Day 16 Year 22

COVANTA
Environmental Solutions

Corporate Office
5300 N 33rd St. - Milwaukee, WI 53209
Phone: 800-842-9792 Fax: 414-461-3812

SO260479

BILL OF LADING	1. Shipper ID Number	2. Page 1 of	3. Emergency Response Phone	4. Tracking Number
	NCVSQG		(800) 814-1204	CES 142709

5. Shipper's Name and Mailing Address
Colonial Pipeline Company
14108 Huntersville-Concord Road
Huntersvile North Carolina 28078
Shipper's Phone:

Shipper's Site Address (if different than mailing address)
Colonial Pipeline Company
14108 Huntersville-Concord Road
Huntersvile North Carolina 28078

6. Transporter 1 Company Name: Covanta Environmental Solutions
U.S. EPA ID Number: PAR000043026

7. Transporter 2 Company Name:
U.S. EPA ID Number:

8. Consignee Name and Site Address
Covanta Environmental Solutions LLC
2503 Fayetteville Street
Asheboro NC 27203 (336) 683-0911
Facility's Phone:
U.S. EPA ID Number: NCR000135384

HM	9. Shipping Name and Description	10. Containers No.	10. Containers Type	11. Total Quantity	12. Unit Wt./Vol.	
	1. Non-RCRA, Non-DOT Regulated Material	01	TT	5725	G	PLACARD? YES ☐ None NO ☐
	2.					PLACARD? YES ☐ NO ☐
	3.					PLACARD? YES ☐ NO ☐
	4.					PLACARD? YES ☐ NO ☐

13. Special Handling Instructions and Additional Information
1 5005955 Petroleum Contact Water CWT: N/A PO#:

N035
Trailer # 34
Emergency Response Guide On-board
Site arrival time 1205
Site departure time 1230
www.covanta.com

14. SHIPPER'S CERTIFICATION: I certify the materials are accurately described.
Shipper's/Offeror's Printed/Typed Name: JOSH PRATT
Signature:
Month 02 Day 17 Year 22

15. International Shipments ☐ Import to U.S. ☐ Export from U.S. Port of entry/exit:
Transporter Signature (for exports only): Date leaving U.S.:

16. Transporter Acknowledgment of Receipt of Materials
Transporter 1 Printed/Typed Name: Jamie Morrell
Signature: Jamie Morrell
Month 02 Day 17 Year 22
Transporter 2 Printed/Typed Name:
Signature:
Month Day Year

17. Discrepancy
17a. Discrepancy Indication Space ☐ Quantity ☐ Type ☐ Residue ☐ Partial Rejection ☐ Full Rejection
Bill of Lading Reference Number:
17b. Alternate Consignee (or Shipper)
U.S. EPA ID Number
Facility's Phone:
17c. Signature of Alternate Consignee (or Shipper)
Month Day Year

18. Designated Receiving Facility Owner or Operator: Certification of receipt of materials covered by the bill of lading except as noted in Item 17a
Printed/Typed Name: Kaline Davis
Signature:
Month 2 Day 17 Year 22

SHIPPER | INT'L | TRANSPORTER | DESIGNATED CONSIGNEE

COVANTA
Environmental Solutions

S0260474
~~S0260443~~

Corporate Office
5300 N 33rd St. - Milwaukee, WI 53209
Phone: 800-842-9792 Fax: 414-461-3812

SHIPPER

BILL OF LADING	1. Shipper ID Number	2. Page 1 of	3. Emergency Response Phone	4. Tracking Number
	NCVSQG		(800) 814-1204	CES 142680

5. Shipper's Name and Mailing Address
Colonial Pipeline Company
14108 Huntersville-Concord Road
Huntersvile North Carolina 28078
Shipper's Phone:

Shipper's Site Address (if different than mailing address)
Colonial Pipeline Company
14108 Huntersville-Concord Road
Huntersvile North Carolina 28078

6. Transporter 1 Company Name: Covanta Environmental Solutions
U.S. EPA ID Number: PAR000043026

7. Transporter 2 Company Name:
U.S. EPA ID Number:

8. Consignee Name and Site Address
Covanta Environmental Solutions LLC
2503 Fayetteville Street
Asheboro NC 27203 (336) 683-0911
Facility's Phone:
U.S. EPA ID Number: NCR000135384

HM	9. Shipping Name and Description	10. Containers No.	10. Containers Type	11. Total Quantity	12. Unit Wt./Vol.	
	1. Non-RCRA, Non-DOT Regulated Material	61	TT	5725	G	PLACARD? YES ☐ None NO ☐
	2.					PLACARD? YES ☐ NO ☐
	3.					PLACARD? YES ☐ NO ☐
	4.					PLACARD? YES ☐ NO ☐

13. Special Handling Instructions and Additional Information
1 5005955 Petroleum Contact Water CWT: N/A PO#:

KD38
Trailer # 34
Emergency Response Guide On Board
Site arrival time 0720
Site departure time 0750
www.covanta.com

14. SHIPPER'S CERTIFICATION: I certify the materials are accurately described.
Shipper's/Offeror's Printed/Typed Name: JOSH PRATT
Signature:
Month 02 Day 17 Year 22

INT'L
15. International Shipments ☐ Import to U.S. ☐ Export from U.S. Port of entry/exit:
Transporter Signature (for exports only): Date leaving U.S.:

TRANSPORTER
16. Transporter Acknowledgment of Receipt of Materials
Transporter 1 Printed/Typed Name: Jamie Newell
Signature: Jamie Newell
Month 02 Day 17 Year 22
Transporter 2 Printed/Typed Name:
Signature:
Month Day Year

DESIGNATED CONSIGNEE
17. Discrepancy
17a. Discrepancy Indication Space ☐ Quantity ☐ Type ☐ Residue ☐ Partial Rejection ☐ Full Rejection
Bill of Lading Reference Number:
17b. Alternate Consignee (or Shipper)
U.S. EPA ID Number
Facility's Phone:
17c. Signature of Alternate Consignee (or Shipper)
Month Day Year

18. Designated Receiving Facility Owner or Operator: Certification of receipt of materials covered by the bill of lading except as noted in Item 17a
Printed/Typed Name: Sherry Farrell
Signature: Sherry Farrell
Month 2 Day 17 Year 22

COVANTA
Environmental Solutions

38/60

50260473

Corporate Office
5300 N 33rd St. - Milwaukee, WI 53209
Phone: 800-842-9792 Fax: 414-461-3812

BILL OF LADING

1. Shipper ID Number: NCVSQG
2. Page 1 of
3. Emergency Response Phone: (800) 814-1204
4. Tracking Number: **CES** 143540

5. Shipper's Name and Mailing Address
Colonial Pipeline Company
14108 Huntersville-Concord Road
Huntersvile North Carolina 28078
Shipper's Phone:

Shipper's Site Address (if different than mailing address)
Colonial Pipeline Company
14108 Huntersville-Concord Road
Huntersvile North Carolina 28078

6. Transporter 1 Company Name: Covanta Environmental Solutions
U.S. EPA ID Number: PAR000043026

7. Transporter 2 Company Name
U.S. EPA ID Number:

8. Consignee Name and Site Address
Covanta Environmental Solutions LLC
2503 Fayetteville Street
Asheboro NC 27203 (336) 683-0911
Facility's Phone:
U.S. EPA ID Number: NCR000135384

SHIPPER

HM	9. Shipping Name and Description	10. Containers No.	10. Containers Type	11. Total Quantity	12. Unit Wt./Vol.	
	1. Non-RCRA, Non-DOT Regulated Material	1	TT	5125	G	PLACARD? YES ☐ NO ☐ None
	2.					PLACARD? YES ☐ NO ☐
	3.					PLACARD? YES ☐ NO ☐
	4.					PLACARD? YES ☐ NO ☐

13. Special Handling Instructions and Additional Information
1 5005955 Petroleum Contact Water CWT: N/A PO#:

Trailer #____
Emergency Response Guide On-board
Site arrival time 8:30
Site departure time 8:53
www.covanta.com

14. SHIPPER'S CERTIFICATION: I certify the materials are accurately described.
Shipper's/Offeror's Printed/Typed Name: JOSH PRATT
Signature:
Month 2 Day 17 Year 22

INT'L
15. International Shipments ☐ Import to U.S. ☐ Export from U.S. Port of entry/exit:
Transporter Signature (for exports only): Date leaving U.S.:

TRANSPORTER
16. Transporter Acknowledgment of Receipt of Materials
Transporter 1 Printed/Typed Name: Bobby Jarrett
Signature:
Month 2 Day 17 Year 22
Transporter 2 Printed/Typed Name
Signature:
Month Day Year

DESIGNATED CONSIGNEE
17. Discrepancy
17a. Discrepancy Indication Space ☐ Quantity ☐ Type ☐ Residue ☐ Partial Rejection ☐ Full Rejection
Bill of Lading Reference Number:
17b. Alternate Consignee (or Shipper)
U.S. EPA ID Number
Facility's Phone:
17c. Signature of Alternate Consignee (or Shipper)
Month Day Year

18. Designated Receiving Facility Owner or Operator: Certification of receipt of materials covered by the bill of lading except as noted in Item 17a
Printed/Typed Name: Kalina Davis
Signature:
Month 2 Day 17 Year 22

COVANTA
Environmental Solutions

SO260469

Corporate Office
5300 N 33rd St. - Milwaukee, WI 53209
Phone: 800-842-9792 Fax: 414-461-3812

SHIPPER

BILL OF LADING	1. Shipper ID Number	2. Page 1 of	3. Emergency Response Phone	4. Tracking Number
	NCVSQG		(800) 814-1204	CES 143539

5. Shipper's Name and Mailing Address
Colonial Pipeline Company
14108 Huntersville-Concord Road
Huntersvile North Carolina 28078
Shipper's Phone:

Shipper's Site Address (if different than mailing address)
Colonial Pipeline Company
14108 Huntersville-Concord Road
Huntersvile North Carolina 28078

6. Transporter 1 Company Name: Covanta Environmental Solutions
U.S. EPA ID Number: PAR000043026

7. Transporter 2 Company Name
U.S. EPA ID Number

8. Consignee Name and Site Address
Covanta Environmental Solutions LLC
2503 Fayetteville Street
Asheboro NC 27203 (336) 683-0911
Facility's Phone:
U.S. EPA ID Number: NCR000135384

HM	9. Shipping Name and Description	10. Containers No.	10. Containers Type	11. Total Quantity	12. Unit Wt./Vol.	
	1. Non-RCRA, Non-DOT Regulated Material	01	TT	5125 ~~[illegible]~~ JM	G	PLACARD? None YES ☐ NO ☐
	2.					PLACARD? YES ☐ NO ☐
	3.					PLACARD? YES ☐ NO ☐
	4.					PLACARD? YES ☐ NO ☐

13. Special Handling Instructions and Additional Information
1 5005955 Petroleum Contact Water CWT: N/A PO#:

KA39
Trailer #34
Emergency Response Guide On-board
Site arrival time 0850
Site departure time 1015
www.covanta.com

14. SHIPPER'S CERTIFICATION: I certify the materials are accurately described.
Shipper's/Offeror's Printed/Typed Name: Josh Pratt
Signature:
Month 02 Day 17 Year 22

INT'L

15. International Shipments ☐ Import to U.S. ☐ Export from U.S. Port of entry/exit:
Transporter Signature (for exports only): Date leaving U.S.:

TRANSPORTER

16. Transporter Acknowledgment of Receipt of Materials
Transporter 1 Printed/Typed Name: Jamie Mavell
Signature:
Month 02 Day 17 Year 22
Transporter 2 Printed/Typed Name
Signature
Month Day Year

DESIGNATED CONSIGNEE

17. Discrepancy
17a. Discrepancy Indication Space ☐ Quantity ☐ Type ☐ Residue ☐ Partial Rejection ☐ Full Rejection
Bill of Lading Reference Number:
17b. Alternate Consignee (or Shipper)
U.S. EPA ID Number
Facility's Phone:
17c. Signature of Alternate Consignee (or Shipper)
Month Day Year

18. Designated Receiving Facility Owner or Operator: Certification of receipt of materials covered by the bill of lading except as noted in Item 17a
Printed/Typed Name: Harry Farrell
Signature:
Month 2 Day 17 Year 22

COVANTA
Environmental Solutions

38/60

SO260478

Corporate Office
5300 N 33rd St. - Milwaukee, WI 53209
Phone: 800-842-9792 Fax: 414-461-3812

BILL OF LADING

1. Shipper ID Number: NCVSQG
2. Page 1 of
3. Emergency Response Phone: (800) 814-1204
4. Tracking Number: **CES** 142710

5. Shipper's Name and Mailing Address
Colonial Pipeline Company
14108 Huntersville-Concord Road
Huntersvile North Carolina 28078
Shipper's Phone:

Shipper's Site Address (if different than mailing address)
Colonial Pipeline Company
14108 Huntersville-Concord Road
Huntersvile North Carolina 28078

6. Transporter 1 Company Name: Covanta Environmental Solutions
U.S. EPA ID Number: PAR000043026

7. Transporter 2 Company Name
U.S. EPA ID Number

8. Consignee Name and Site Address
Covanta Environmental Solutions LLC
2503 Fayetteville Street
Asheboro NC 27203 (336) 683-0911
Facility's Phone:
U.S. EPA ID Number: NCR000135384

HM	9. Shipping Name and Description	10. Containers No.	10. Containers Type	11. Total Quantity	12. Unit Wt./Vol.	
	1. Non-RCRA, Non-DOT Regulated Material	1	TT	5125	G	PLACARD? YES ☐ None NO ☐
	2.					PLACARD? YES ☐ NO ☐
	3.					PLACARD? YES ☐ NO ☐
	4.					PLACARD? YES ☐ NO ☐

13. Special Handling Instructions and Additional Information
1 5005955 Petroleum Contact Water CWT: N/A PO#:

Trailer #____
Emergency Response Guide On-Board
Site arrival time 12:40
Site departure time 1:20
www.covanta.com

14. SHIPPER'S CERTIFICATION: I certify the materials are accurately described.
Shipper's/Offeror's Printed/Typed Name: Josh Pratt
Signature
Month 2 Day 17 Year 22

15. International Shipments ☐ Import to U.S. ☐ Export from U.S.
Port of entry/exit:
Transporter Signature (for exports only):
Date leaving U.S.:

16. Transporter Acknowledgment of Receipt of Materials
Transporter 1 Printed/Typed Name: Bobby Jarrett
Signature
Month 2 Day 17 Year 22
Transporter 2 Printed/Typed Name
Signature
Month Day Year

17. Discrepancy
17a. Discrepancy Indication Space ☐ Quantity ☐ Type ☐ Residue ☐ Partial Rejection ☐ Full Rejection
Bill of Lading Reference Number:
17b. Alternate Consignee (or Shipper)
U.S. EPA ID Number
Facility's Phone:
17c. Signature of Alternate Consignee (or Shipper)
Month Day Year

18. Designated Receiving Facility Owner or Operator: Certification of receipt of materials covered by the bill of lading except as noted in Item 17a
Printed/Typed Name: Kaline Davis
Signature
Month 2 Day 17 Year 22

SHIPPER | INT'L | TRANSPORTER | DESIGNATED CONSIGNEE

COVANTA
Environmental Solutions

Corporate Office
5300 N 33rd St. - Milwaukee, WI 53209
Phone: 800-842-9792 Fax: 414-461-3812

SO260481

BILL OF LADING	1. Shipper ID Number	2. Page 1 of	3. Emergency Response Phone	4. Tracking Number
	NCVSQG		(800) 814-1204	CES 142655

SHIPPER

5. Shipper's Name and Mailing Address
Colonial Pipeline Company
14108 Huntersville-Concord Road
Huntersvile North Carolina 28078
Shipper's Phone:

Shipper's Site Address (if different than mailing address)
Colonial Pipeline Company
14108 Huntersville-Concord Road
Huntersvile North Carolina 28078

6. Transporter 1 Company Name: Covanta Environmental Solutions
U.S. EPA ID Number: PAR000043026

7. Transporter 2 Company Name:
U.S. EPA ID Number:

8. Consignee Name and Site Address
Covanta Environmental Solutions LLC
2503 Fayetteville Street
Asheboro NC 27203 (336) 683-0911
Facility's Phone:
U.S. EPA ID Number: NCR000135384

HM	9. Shipping Name and Description	10. Containers No.	10. Containers Type	11. Total Quantity	12. Unit Wt./Vol.	
	1. Non-RCRA, Non-DOT Regulated Material	a	TT	5725	G	PLACARD? YES ☐ None NO ☐
	2.					PLACARD? YES ☐ NO ☐
	3.					PLACARD? YES ☐ NO ☐
	4.					PLACARD? YES ☐ NO ☐

13. Special Handling Instructions and Additional Information
1 5005955 Petroleum Contact Water CWT: N/A PO#:

M79
Trailer # 34
Emergency Response Guide On-board
Site arrival time 0720
Site departure time 0745
www.covanta.com

14. SHIPPER'S CERTIFICATION: I certify the materials are accurately described.
Shipper's/Offeror's Printed/Typed Name: Josh Pratt
Signature:
Month 02 Day 18 Year 22

INT'L

15. International Shipments ☐ Import to U.S. ☐ Export from U.S. Port of entry/exit:
Transporter Signature (for exports only): Date leaving U.S.:

TRANSPORTER

16. Transporter Acknowledgment of Receipt of Materials
Transporter 1 Printed/Typed Name: Daniel McNeill
Signature:
Month 02 Day 18 Year 22
Transporter 2 Printed/Typed Name:
Signature:
Month Day Year

DESIGNATED CONSIGNEE

17. Discrepancy
17a. Discrepancy Indication Space ☐ Quantity ☐ Type ☐ Residue ☐ Partial Rejection ☐ Full Rejection
Bill of Lading Reference Number:
17b. Alternate Consignee (or Shipper)
U.S. EPA ID Number
Facility's Phone:
17c. Signature of Alternate Consignee (or Shipper)
Month Day Year

18. Designated Receiving Facility Owner or Operator: Certification of receipt of materials covered by the bill of lading except as noted in Item 17a
Printed/Typed Name: Jhony Forero
Signature:
Month 2 Day 18 Year 22

COVANTA
Environmental Solutions

RD 38
TR 60

S0260480
~~S0260468~~

Corporate Office
5300 N 33rd St. - Milwaukee, WI 53209
Phone: 800-842-9792 Fax: 414-461-3812

SHIPPER

BILL OF LADING	1. Shipper ID Number	2. Page 1 of	3. Emergency Response Phone	4. Tracking Number
	NCVSQG		(800) 814-1204	CES 143538

5. Shipper's Name and Mailing Address
Colonial Pipeline Company
14108 Huntersville-Concord Road
Huntersvile North Carolina 28078
Shipper's Phone:

Shipper's Site Address (if different than mailing address)
Colonial Pipeline Company
14108 Huntersville-Concord Road
Huntersvile North Carolina 28078

6. Transporter 1 Company Name: Covanta Environmental Solutions
U.S. EPA ID Number: PAR000043026

7. Transporter 2 Company Name:
U.S. EPA ID Number:

8. Consignee Name and Site Address
Covanta Environmental Solutions LLC
2503 Fayetteville Street
Asheboro NC 27203 (336) 683-0911
Facility's Phone:
U.S. EPA ID Number: NCR000135384

HM	9. Shipping Name and Description	10. Containers No.	10. Containers Type	11. Total Quantity	12. Unit Wt./Vol.	
	1. Non-RCRA, Non-DOT Regulated Material	1	TT	5,125	G	PLACARD? YES ☐ None NO ☐
	2.					PLACARD? YES ☐ NO ☐
	3.					PLACARD? YES ☐ NO ☐
	4.					PLACARD? YES ☐ NO ☐

13. Special Handling Instructions and Additional Information
1 5005955 Petroleum Contact Water CWT: N/A PO#:

Trailer # 60
Emergency Response Guide On board
Site arrival time 8:30
Site departure time 9:00
www.covanta.com

14. SHIPPER'S CERTIFICATION: I certify the materials are accurately described.
Shipper's/Offeror's Printed/Typed Name: JOSH PRATT
Signature:
Month Day Year: 2 18 22

INT'L
15. International Shipments ☐ Import to U.S. ☐ Export from U.S. Port of entry/exit:
Transporter Signature (for exports only): Date leaving U.S.:

TRANSPORTER
16. Transporter Acknowledgment of Receipt of Materials
Transporter 1 Printed/Typed Name: Jose Henriquez
Signature:
Month Day Year: 2 18 22
Transporter 2 Printed/Typed Name:
Signature:
Month Day Year:

DESIGNATED CONSIGNEE
17. Discrepancy
17a. Discrepancy Indication Space ☐ Quantity ☐ Type ☐ Residue ☐ Partial Rejection ☐ Full Rejection
Bill of Lading Reference Number:
17b. Alternate Consignee (or Shipper)
U.S. EPA ID Number
Facility's Phone:
17c. Signature of Alternate Consignee (or Shipper)
Month Day Year

18. Designated Receiving Facility Owner or Operator: Certification of receipt of materials covered by the bill of lading except as noted in Item 17a
Printed/Typed Name: Sherry Farrell
Signature:
Month Day Year: 2 18 22

COVANTA
Environmental Solutions

SO260484

Corporate Office
5300 N 33rd St. - Milwaukee, WI 53209
Phone: 800-842-9792 Fax: 414-461-3812

SHIPPER

BILL OF LADING	1. Shipper ID Number	2. Page 1 of	3. Emergency Response Phone	4. Tracking Number
	NCVSQG		(800) 814-1204	CES 142653

5. Shipper's Name and Mailing Address
Colonial Pipeline Company
14108 Huntersville-Concord Road
Huntersvile North Carolina 28078
Shipper's Phone:

Shipper's Site Address (if different than mailing address)
Colonial Pipeline Company
14108 Huntersville-Concord Road
Huntersvile North Carolina 28078

6. Transporter 1 Company Name: Covanta Environmental Solutions
U.S. EPA ID Number: PAR000043026

7. Transporter 2 Company Name:
U.S. EPA ID Number:

8. Consignee Name and Site Address
Covanta Environmental Solutions LLC
2503 Fayetteville Street
Asheboro NC 27203 (336) 683-0911
Facility's Phone:
U.S. EPA ID Number: NCR000135384

HM	9. Shipping Name and Description	10. Containers No.	10. Containers Type	11. Total Quantity	12. Unit Wt./Vol.	
	1. Non-RCRA, Non-DOT Regulated Material	01	TT	575	G	PLACARD? YES ☐ None NO ☐
	2.					PLACARD? YES ☐ NO ☐
	3.					PLACARD? YES ☐ NO ☐
	4.					PLACARD? YES ☐ NO ☐

13. Special Handling Instructions and Additional Information
1 5005955 Petroleum Contact Water CWT: N/A PO#:

N335 34
Trailer #:
Emergency Response Guide On Board
Site arrival time 0955
Site departure time 1030
www.covanta.com

14. SHIPPER'S CERTIFICATION: I certify the materials are accurately described.
Shipper's/Offeror's Printed/Typed Name: Josh Proctor
Signature:
Month 02 Day 18 Year 22

INT'L

15. International Shipments ☐ Import to U.S. ☐ Export from U.S. Port of entry/exit:
Transporter Signature (for exports only): Date leaving U.S.:

TRANSPORTER

16. Transporter Acknowledgment of Receipt of Materials
Transporter 1 Printed/Typed Name: Jamie Mowell
Signature:
Month 02 Day 18 Year 22
Transporter 2 Printed/Typed Name:
Signature:
Month Day Year

DESIGNATED CONSIGNEE

17. Discrepancy
17a. Discrepancy Indication Space ☐ Quantity ☐ Type ☐ Residue ☐ Partial Rejection ☐ Full Rejection
Bill of Lading Reference Number:
17b. Alternate Consignee (or Shipper)
U.S. EPA ID Number
Facility's Phone:
17c. Signature of Alternate Consignee (or Shipper)
Month Day Year

18. Designated Receiving Facility Owner or Operator: Certification of receipt of materials covered by the bill of lading except as noted in Item 17a
Printed/Typed Name: Sherry Farrell
Signature:
Month 2 Day 18 Year 22

COVANTA
Environmental Solutions

R042
TR60

Corporate Office
5300 N 33rd St. - Milwaukee, WI 53209
Phone: 800-842-9792 Fax: 414-461-3812

SHIPPER

BILL OF LADING	1. Shipper ID Number	2. Page 1 of	3. Emergency Response Phone	4. Tracking Number
	NCVSQG		SO260483 (800) 814-1204	CES 142654

5. Shipper's Name and Mailing Address
Colonial Pipeline Company
14108 Huntersville-Concord Road
Huntersvile North Carolina 28078
Shipper's Phone:

Shipper's Site Address (if different than mailing address)
Colonial Pipeline Company
14108 Huntersville-Concord Road
Huntersvile North Carolina 28078

6. Transporter 1 Company Name: Covanta Environmental Solutions
U.S. EPA ID Number: PAR000043026

7. Transporter 2 Company Name
U.S. EPA ID Number

8. Consignee Name and Site Address
Covanta Environmental Solutions LLC
2503 Fayetteville Street
Asheboro NC 27203 (336) 683-0911
Facility's Phone:
U.S. EPA ID Number: NCR000135384

HM	9. Shipping Name and Description	10. Containers No.	10. Containers Type	11. Total Quantity	12. Unit Wt./Vol.	
	1. Non-RCRA, Non-DOT Regulated Material	1	TT	5,125	G	PLACARD? YES ☐ None NO ☐
	2.					PLACARD? YES ☐ NO ☐
	3.					PLACARD? YES ☐ NO ☐
	4.					PLACARD? YES ☐ NO ☐

13. Special Handling Instructions and Additional Information
1 5005955 Petroleum Contact Water CWT: N/A PO#:

Trailer # 60
Emergency Response Guide On-Board
Site arrival time 11:00
Site departure time 11:30
www.covanta.com

14. SHIPPER'S CERTIFICATION: I certify the materials are accurately described.
Shipper's/Offeror's Printed/Typed Name: JOSH PRATT
Signature
Month 2 Day 18 Year 22

INT'L

15. International Shipments ☐ Import to U.S. ☐ Export from U.S. Port of entry/exit:
Transporter Signature (for exports only): Date leaving U.S.:

TRANSPORTER

16. Transporter Acknowledgment of Receipt of Materials
~~Transporter 1~~ Printed/Typed Name: Jose Henriquez
Signature
Month 2 Day 18 Year 22
Transporter 2 Printed/Typed Name
Signature
Month Day Year

DESIGNATED CONSIGNEE

17. Discrepancy
17a. Discrepancy Indication Space ☐ Quantity ☐ Type ☐ Residue ☐ Partial Rejection ☐ Full Rejection
Bill of Lading Reference Number:
17b. Alternate Consignee (or Shipper)
U.S. EPA ID Number
Facility's Phone:
17c. Signature of Alternate Consignee (or Shipper)
Month Day Year

18. Designated Receiving Facility Owner or Operator: Certification of receipt of materials covered by the bill of lading except as noted in Item 17a
Printed/Typed Name: Shawn Farrell
Signature
Month 2 Day 18 Year 22

COVANTA
Environmental Solutions

SO260487

Corporate Office
5300 N 33rd St. - Milwaukee, WI 53209
Phone: 800-842-9792 Fax: 414-461-3812

SHIPPER

BILL OF LADING	1. Shipper ID Number	2. Page 1 of	3. Emergency Response Phone	4. Tracking Number
	NCVSQG		(800) 814-1204	CES 142656

5. Shipper's Name and Mailing Address
Colonial Pipeline Company
14108 Huntersville-Concord Road
Huntersvile North Carolina 28078
Shipper's Phone:

Shipper's Site Address (if different than mailing address)
Colonial Pipeline Company
14108 Huntersville-Concord Road
Huntersvile North Carolina 28078

6. Transporter 1 Company Name: Covanta Environmental Solutions
U.S. EPA ID Number: PAR000043026

7. Transporter 2 Company Name:
U.S. EPA ID Number:

8. Consignee Name and Site Address
Covanta Environmental Solutions LLC
2503 Fayetteville Street
Asheboro NC 27203 (336) 683-0911
Facility's Phone:
U.S. EPA ID Number: NCR000135384

HM	9. Shipping Name and Description	10. Containers No.	10. Containers Type	11. Total Quantity	12. Unit Wt./Vol.	
	1. Non-RCRA, Non-DOT Regulated Material	01	TT	5125	G	PLACARD? YES ☐ None NO ☐
	2.					PLACARD? YES ☐ NO ☐
	3.					PLACARD? YES ☐ NO ☐
	4.					PLACARD? YES ☐ NO ☐

13. Special Handling Instructions and Additional Information
1 5005955 Petroleum Contact Water CWT: N/A PO#:

Trailer # N3834
Emergency Response Guide On Board
Site arrival time 1230
Site departure time 1255
www.covanta.com

14. SHIPPER'S CERTIFICATION: I certify the materials are accurately described.
Shipper's/Offeror's Printed/Typed Name: JOSH PRATT
Signature:
Month 02 Day 18 Year 22

INT'L

15. International Shipments ☐ Import to U.S. ☐ Export from U.S.
Transporter Signature (for exports only):
Port of entry/exit:
Date leaving U.S.:

TRANSPORTER

16. Transporter Acknowledgment of Receipt of Materials
Transporter 1 Printed/Typed Name: Jane Maxwell
Signature:
Month 02 Day 18 Year 22
Transporter 2 Printed/Typed Name:
Signature:
Month Day Year

DESIGNATED CONSIGNEE

17. Discrepancy
17a. Discrepancy Indication Space ☐ Quantity ☐ Type ☐ Residue ☐ Partial Rejection ☐ Full Rejection
Bill of Lading Reference Number:
17b. Alternate Consignee (or Shipper)
U.S. EPA ID Number
Facility's Phone:
17c. Signature of Alternate Consignee (or Shipper)
Month Day Year

18. Designated Receiving Facility Owner or Operator: Certification of receipt of materials covered by the bill of lading except as noted in Item 17a
Printed/Typed Name: Kaline Davis
Signature:
Month 2 Day 18 Year 22

COVANTA
Environmental Solutions

RD 38
TR 60

SO260486

Corporate Office
5300 N 33rd St. - Milwaukee, WI 53209
Phone: 800-842-9792 Fax: 414-461-3812

SHIPPER

BILL OF LADING	1. Shipper ID Number	2. Page 1 of	3. Emergency Response Phone	4. Tracking Number
	NCVSQG		(800) 814-1204	CES 142650

5. Shipper's Name and Mailing Address
Colonial Pipeline Company
14108 Huntersville-Concord Road
Huntersville North Carolina 28078
Shipper's Phone:

Shipper's Site Address (if different than mailing address)
Colonial Pipeline Company
14108 Huntersville-Concord Road
Huntersville North Carolina 28078

6. Transporter 1 Company Name: Covanta Environmental Solutions
U.S. EPA ID Number: PAR000043026

7. Transporter 2 Company Name:
U.S. EPA ID Number:

8. Consignee Name and Site Address
Covanta Environmental Solutions LLC
2503 Fayetteville Street
Asheboro NC 27203 (336) 683-0911
Facility's Phone:

U.S. EPA ID Number: NCR000135384

HM	9. Shipping Name and Description	10. Containers No.	10. Containers Type	11. Total Quantity	12. Unit Wt./Vol.	
	1. Non-RCRA, Non-DOT Regulated Material	1	TT	5,125	G	PLACARD? None YES ☐ NO ☐
	2.					PLACARD? YES ☐ NO ☐
	3.					PLACARD? YES ☐ NO ☐
	4.					PLACARD? YES ☐ NO ☐

13. Special Handling Instructions and Additional Information

1 5005955 Petroleum Contact Water CWT: N/A PO#:

Trailer # 60
Emergency Response Guide On-board
Site arrival time 2:15 PM
Site departure time 2:45
www.covanta.com

14. SHIPPER'S CERTIFICATION: I certify the materials are accurately described.

Shipper's/Offeror's Printed/Typed Name: JOSH PRATT
Signature:
Month Day Year: 2 18 22

INT'L

15. International Shipments ☐ Import to U.S. ☐ Export from U.S.
Port of entry/exit:
Transporter Signature (for exports only):
Date leaving U.S.:

TRANSPORTER

16. Transporter Acknowledgment of Receipt of Materials

Transporter 1 Printed/Typed Name: Jose Henriquez
Signature:
Month Day Year: 2 18 22

Transporter 2 Printed/Typed Name:
Signature:
Month Day Year:

DESIGNATED CONSIGNEE

17. Discrepancy

17a. Discrepancy Indication Space ☐ Quantity ☐ Type ☐ Residue ☐ Partial Rejection ☐ Full Rejection

Bill of Lading Reference Number:

17b. Alternate Consignee (or Shipper)
U.S. EPA ID Number
Facility's Phone:

17c. Signature of Alternate Consignee (or Shipper)
Month Day Year

18. Designated Receiving Facility Owner or Operator: Certification of receipt of materials covered by the bill of lading except as noted in Item 17a

Printed/Typed Name: Kaline Davis
Signature:
Month Day Year: 2 18 22

COVANTA
Environmental Solutions

RO 42
TR 34

SO260489

Corporate Office
5300 N 33rd St. - Milwaukee, WI 53209
Phone: 800-842-9792 Fax: 414-461-3812

BILL OF LADING

1. Shipper ID Number	2. Page 1 of	3. Emergency Response Phone	4. Tracking Number
NCVSQG		(800) 814-1204	CES 142645

5. Shipper's Name and Mailing Address
Colonial Pipeline Company
14108 Huntersville-Concord Road
Huntersvile North Carolina 28078
Shipper's Phone:

Shipper's Site Address (if different than mailing address)
Colonial Pipeline Company
14108 Huntersville-Concord Road
Huntersvile North Carolina 28078

6. Transporter 1 Company Name: Covanta Environmental Solutions
U.S. EPA ID Number: PAR000043026

7. Transporter 2 Company Name:
U.S. EPA ID Number:

8. Consignee Name and Site Address
Covanta Environmental Solutions LLC
2503 Fayetteville Street
Asheboro NC 27203 (336) 683-0911
Facility's Phone:
U.S. EPA ID Number: NCR000135384

HM	9. Shipping Name and Description	10. Containers No.	10. Containers Type	11. Total Quantity	12. Unit Wt./Vol.	
	1. Non-RCRA, Non-DOT Regulated Material	1	TT	5,125	G	PLACARD? None YES ☐ NO ☐
	2.					PLACARD? YES ☐ NO ☐
	3.					PLACARD? YES ☐ NO ☐
	4.					PLACARD? YES ☐ NO ☐

13. Special Handling Instructions and Additional Information
1 5005955 Petroleum Contact Water CWT: N/A PO#:

Trailer # 34
Emergency Response Guide Onboard
Site arrival time 7:30
Site departure time 8:00
www.covanta.com

14. SHIPPER'S CERTIFICATION: I certify the materials are accurately described.
Shipper's/Offeror's Printed/Typed Name: Tim Moyer for Adam Harris @ CPC
Signature: T. L. Moyer
Month 2 Day 19 Year 22

INT'L
15. International Shipments ☐ Import to U.S. ☐ Export from U.S. Port of entry/exit:
Transporter Signature (for exports only): Date leaving U.S.:

TRANSPORTER
16. Transporter Acknowledgment of Receipt of Materials
Transporter 1 Printed/Typed Name: Jose Henriquez
Signature: [signature]
Month 2 Day 19 Year 22
Transporter 2 Printed/Typed Name:
Signature:
Month Day Year

DESIGNATED CONSIGNEE
17. Discrepancy
17a. Discrepancy Indication Space ☐ Quantity ☐ Type ☐ Residue ☐ Partial Rejection ☐ Full Rejection
Bill of Lading Reference Number:
17b. Alternate Consignee (or Shipper)
U.S. EPA ID Number
Facility's Phone:
17c. Signature of Alternate Consignee (or Shipper)
Month Day Year

18. Designated Receiving Facility Owner or Operator: Certification of receipt of materials covered by the bill of lading except as noted in Item 17a
Printed/Typed Name: Kaline Davis
Signature: [signature]
Month 2 Day 19 Year 22

COVANTA
Environmental Solutions

Corporate Office
5300 N 33rd St. - Milwaukee, WI 53209
Phone: 800-842-9792 Fax: 414-461-3812

SHIPPER

BILL OF LADING	1. Shipper ID Number: NCVSQG	2. Page 1 of	3. Emergency Response Phone: SO260491 (800) 814-1204	4. Tracking Number: CES 142647

5. Shipper's Name and Mailing Address
Colonial Pipeline Company
14108 Huntersville-Concord Road
Huntersvile North Carolina 28078
Shipper's Phone:

Shipper's Site Address (if different than mailing address)
Colonial Pipeline Company
14108 Huntersville-Concord Road
Huntersvile North Carolina 28078

6. Transporter 1 Company Name: Covanta Environmental Solutions
U.S. EPA ID Number: PAR000043026

7. Transporter 2 Company Name
U.S. EPA ID Number:

8. Consignee Name and Site Address
Covanta Environmental Solutions LLC
2503 Fayetteville Street
Asheboro NC 27203 (336) 683-0911
Facility's Phone:
U.S. EPA ID Number: NCR000135384

HM	9. Shipping Name and Description	10. Containers No.	10. Containers Type	11. Total Quantity	12. Unit Wt./Vol.	
	1. Non-RCRA, Non-DOT Regulated Material	1	TT	5000	G	PLACARD? YES ☐ NO ☐ None
	2.					PLACARD? YES ☐ NO ☐
	3.					PLACARD? YES ☐ NO ☐
	4.					PLACARD? YES ☐ NO ☐

13. Special Handling Instructions and Additional Information
1 5005955 Petroleum Contact Water CWT: N/A PO#:

RD 28
Trailer # RR 33
Emergency Response Guide On-board
Site arrival time 8:10
Site departure time 8:50
www.covanta.com

14. SHIPPER'S CERTIFICATION: I certify the materials are accurately described.
Shipper's/Offeror's Printed/Typed Name: Tim Moyer for Adam Harris @ CPC
Signature: T. L. Moy
Month 2 Day 19 Year 22

INT'L
15. International Shipments ☐ Import to U.S. ☐ Export from U.S. Port of entry/exit:
Transporter Signature (for exports only): Date leaving U.S.:

TRANSPORTER
16. Transporter Acknowledgment of Receipt of Materials
Transporter 1 Printed/Typed Name: Tim Klaus
Signature: Tim Klaus
Month 2 Day 19 Year 22
Transporter 2 Printed/Typed Name
Signature
Month Day Year

DESIGNATED CONSIGNEE
17. Discrepancy
17a. Discrepancy Indication Space ☐ Quantity ☐ Type ☐ Residue ☐ Partial Rejection ☐ Full Rejection
Bill of Lading Reference Number:
17b. Alternate Consignee (or Shipper)
U.S. EPA ID Number
Facility's Phone:
17c. Signature of Alternate Consignee (or Shipper)
Month Day Year

18. Designated Receiving Facility Owner or Operator: Certification of receipt of materials covered by the bill of lading except as noted in Item 17a
Printed/Typed Name: Katine Davis
Signature
Month 2 Day 19 Year 22

COVANTA
Environmental Solutions

RO 42
TR 34

SO260490

Corporate Office
5300 N 33rd St. - Milwaukee, WI 53209
Phone: 800-842-9792 Fax: 414-461-3812

SHIPPER

BILL OF LADING	1. Shipper ID Number	2. Page 1 of	3. Emergency Response Phone	4. Tracking Number
	NCVSQG		(800) 814-1204	CES 142646

5. Shipper's Name and Mailing Address
Colonial Pipeline Company
14108 Huntersville-Concord Road
Huntersvile North Carolina 28078
Shipper's Phone:

Shipper's Site Address (if different than mailing address)
Colonial Pipeline Company
14108 Huntersville-Concord Road
Huntersvile North Carolina 28078

6. Transporter 1 Company Name: Covanta Environmental Solutions
U.S. EPA ID Number: PAR000043026

7. Transporter 2 Company Name:
U.S. EPA ID Number:

8. Consignee Name and Site Address
Covanta Environmental Solutions LLC
2503 Fayetteville Street
Asheboro NC 27203 (336) 683-0911
Facility's Phone:
U.S. EPA ID Number: NCR000135384

HM	9. Shipping Name and Description	10. Containers No.	10. Containers Type	11. Total Quantity	12. Unit Wt./Vol.	
	1. Non-RCRA, Non-DOT Regulated Material	1	TT	5,125	G	PLACARD? YES ☐ None NO ☐
	2.					PLACARD? YES ☐ NO ☐
	3.					PLACARD? YES ☐ NO ☐
	4.					PLACARD? YES ☐ NO ☐

13. Special Handling Instructions and Additional Information
1 5005955 Petroleum Contact Water CWT: N/A PO#:

Trailer # 34
Emergency Response Guide On-board
Site arrival time 11:30
Site departure time 1:50
www.covanta.com

14. SHIPPER'S CERTIFICATION: I certify the materials are accurately described.

Shipper's/Offeror's Printed/Typed Name: Tim Moyer for Adam Harris @ CPC
Signature: J. L. Moyer
Month 2 Day 19 Year 22

INT'L

15. International Shipments ☐ Import to U.S. ☐ Export from U.S. Port of entry/exit:
Transporter Signature (for exports only): Date leaving U.S.:

TRANSPORTER

16. Transporter Acknowledgment of Receipt of Materials
Transporter 1 Printed/Typed Name: Jose Camargo
Signature:
Month 2 Day 19 Year 22
Transporter 2 Printed/Typed Name:
Signature:
Month Day Year

DESIGNATED CONSIGNEE

17. Discrepancy
17a. Discrepancy Indication Space ☐ Quantity ☐ Type ☐ Residue ☐ Partial Rejection ☐ Full Rejection
Bill of Lading Reference Number:
17b. Alternate Consignee (or Shipper)
U.S. EPA ID Number
Facility's Phone:
17c. Signature of Alternate Consignee (or Shipper)
Month Day Year

18. Designated Receiving Facility Owner or Operator: Certification of receipt of materials covered by the bill of lading except as noted in Item 17a
Printed/Typed Name: Kalina Davis
Signature:
Month 2 Day 19 Year 22

COVANTA
Environmental Solutions

Corporate Office
5300 N 33rd St. - Milwaukee, WI 53209
Phone: 800-842-9792 Fax: 414-461-3812

SO260493

BILL OF LADING	1. Shipper ID Number	2. Page 1 of	3. Emergency Response Phone	4. Tracking Number
	NCVSQG		(800) 814-1204	CES 142648

5. Shipper's Name and Mailing Address
Colonial Pipeline Company
14108 Huntersville-Concord Road
Huntersvile North Carolina 28078
Shipper's Phone:

Shipper's Site Address (if different than mailing address)
Colonial Pipeline Company
14108 Huntersville-Concord Road
Huntersvile North Carolina 28078

6. Transporter 1 Company Name: Covanta Environmental Solutions
U.S. EPA ID Number: PAR000043026

7. Transporter 2 Company Name
U.S. EPA ID Number

8. Consignee Name and Site Address
Covanta Environmental Solutions LLC
2503 Fayetteville Street
Asheboro NC 27203 (336) 683-0911
Facility's Phone:
U.S. EPA ID Number: NCR000135384

HM	9. Shipping Name and Description	10. Containers No.	10. Containers Type	11. Total Quantity	12. Unit Wt./Vol.	
	1. Non-RCRA, Non-DOT Regulated Material	1	TT	5000	G	PLACARD? YES ☐ None NO ☐
	2.					PLACARD? YES ☐ NO ☐
	3.					PLACARD? YES ☐ NO ☐
	4.					PLACARD? YES ☐ NO ☐

13. Special Handling Instructions and Additional Information
1 5005955 Petroleum Contact Water CWT: N/A PO#:

Trailer # RD28 TR33
Emergency Response Guide On Board
Site arrival time 12:10
Site departure time 12:45
www.covanta.com

14. SHIPPER'S CERTIFICATION: I certify the materials are accurately described.
Shipper's/Offeror's Printed/Typed Name: Tim Moyer for Adam Harris @ CPC
Signature: T. L. Moyer
Month 2 Day 19 Year 22

INT'L
15. International Shipments ☐ Import to U.S. ☐ Export from U.S. Port of entry/exit:
Transporter Signature (for exports only): Date leaving U.S.:

TRANSPORTER
16. Transporter Acknowledgment of Receipt of Materials
Transporter 1 Printed/Typed Name: Tim Klaus
Signature:
Month 2 Day 19 Year 22
Transporter 2 Printed/Typed Name
Signature
Month Day Year

DESIGNATED CONSIGNEE
17. Discrepancy
17a. Discrepancy Indication Space ☐ Quantity ☐ Type ☐ Residue ☐ Partial Rejection ☐ Full Rejection
Bill of Lading Reference Number:
17b. Alternate Consignee (or Shipper)
U.S. EPA ID Number
Facility's Phone:
17c. Signature of Alternate Consignee (or Shipper)
Month Day Year

18. Designated Receiving Facility Owner or Operator: Certification of receipt of materials covered by the bill of lading except as noted in Item 17a
Printed/Typed Name: Kalina Davis
Signature:
Month 2 Day 19 Year 22

COVANTA
Environmental Solutions

38/60

SO260404

Corporate Office
5300 N 33rd St. - Milwaukee, WI 53209
Phone: 800-842-9792 Fax: 414-461-3812

SHIPPER

BILL OF LADING	1. Shipper ID Number	2. Page 1 of	3. Emergency Response Phone	4. Tracking Number
	NCVSQG		(800) 814-1204	CES 142642

5. Shipper's Name and Mailing Address
Colonial Pipeline Company
14108 Huntersville-Concord Road
Huntersvile North Carolina 28078
Shipper's Phone:

Shipper's Site Address (if different than mailing address)
Colonial Pipeline Company
14108 Huntersville-Concord Road
Huntersvile North Carolina 28078

6. Transporter 1 Company Name: Covanta Environmental Solutions
U.S. EPA ID Number: PAR000043026

7. Transporter 2 Company Name:
U.S. EPA ID Number:

8. Consignee Name and Site Address
Covanta Environmental Solutions LLC
2503 Fayetteville Street
Asheboro NC 27203 (336) 683-0911
Facility's Phone:
U.S. EPA ID Number: NCR000135384

HM	9. Shipping Name and Description	10. Containers No.	10. Containers Type	11. Total Quantity	12. Unit Wt./Vol.	
	1. Non-RCRA, Non-DOT Regulated Material	1	TT	5125	G	PLACARD? YES ☐ None NO ☐
	2.					PLACARD? YES ☐ NO ☐
	3.					PLACARD? YES ☐ NO ☐
	4.					PLACARD? YES ☐ NO ☐

13. Special Handling Instructions and Additional Information
1 5005955 Petroleum Contact Water CWT: N/A PO#:

Trailer #____
Emergency Response Guide On Board
Site arrival time 1240
Site departure time 800
www.covanta.com

14. SHIPPER'S CERTIFICATION: I certify the materials are accurately described.
Shipper's/Offeror's Printed/Typed Name: Deric Reaper
Signature:
Month 2 Day 20 Year 22

INT'L

15. International Shipments ☐ Import to U.S. ☐ Export from U.S. Port of entry/exit:
Transporter Signature (for exports only): Date leaving U.S.:

TRANSPORTER

16. Transporter Acknowledgment of Receipt of Materials
Transporter 1 Printed/Typed Name: Bobby Jarrett
Signature:
Month 2 Day 20 Year 22
Transporter 2 Printed/Typed Name:
Signature:
Month Day Year

DESIGNATED CONSIGNEE

17. Discrepancy
17a. Discrepancy Indication Space ☐ Quantity ☐ Type ☐ Residue ☐ Partial Rejection ☐ Full Rejection
Bill of Lading Reference Number:
17b. Alternate Consignee (or Shipper)
U.S. EPA ID Number
Facility's Phone:
17c. Signature of Alternate Consignee (or Shipper)
Month Day Year

18. Designated Receiving Facility Owner or Operator: Certification of receipt of materials covered by the bill of lading except as noted in Item 17a
Printed/Typed Name: Kaline Davis
Signature:
Month 2 Day 20 Year 22

COVANTA
Environmental Solutions

Corporate Office
5300 N 33rd St. - Milwaukee, WI 53209
Phone: 800-842-9792 Fax: 414-461-3812

SO260401

BILL OF LADING	1. Shipper ID Number	2. Page 1 of	3. Emergency Response Phone	4. Tracking Number
	NCVSQG	1	(800) 814-1204	CES 142644

SHIPPER

5. Shipper's Name and Mailing Address
Colonial Pipeline Company
14108 Huntersville-Concord Road
Huntersvile North Carolina 28078
Shipper's Phone:

Shipper's Site Address (if different than mailing address)
Colonial Pipeline Company
14108 Huntersville-Concord Road
Huntersvile North Carolina 28078

6. Transporter 1 Company Name: Covanta Environmental Solutions
U.S. EPA ID Number: PAR000043026

7. Transporter 2 Company Name:
U.S. EPA ID Number:

8. Consignee Name and Site Address
Covanta Environmental Solutions LLC
2503 Fayetteville Street
Asheboro NC 27203 (336) 683-0911
Facility's Phone:
U.S. EPA ID Number: NCR000135384

HM	9. Shipping Name and Description	10. Containers No.	10. Containers Type	11. Total Quantity	12. Unit Wt./Vol.	
	1. Non-RCRA, Non-DOT Regulated Material	1	TT	5125	G	PLACARD? YES ☐ None NO ☐
	2.					PLACARD? YES ☐ NO ☐
	3.					PLACARD? YES ☐ NO ☐
	4.					PLACARD? YES ☐ NO ☐

13. Special Handling Instructions and Additional Information
1 5005955 Petroleum Contact Water CWT: N/A PO#:

RD32

Trailer # 18
Emergency Response Guide On board
Site arrival time 8:40
Site departure time 9:10
www.covanta.com

14. SHIPPER'S CERTIFICATION: I certify the materials are accurately described.
Shipper's/Offeror's Printed/Typed Name: Deric Reaper
Signature:
Month Day Year: 2 20 22

INT'L

15. International Shipments ☐ Import to U.S. ☐ Export from U.S. Port of entry/exit:
Transporter Signature (for exports only): Date leaving U.S.:

TRANSPORTER

16. Transporter Acknowledgment of Receipt of Materials
Transporter 1 Printed/Typed Name: James PRAther
Signature:
Month Day Year: 2 20 22
Transporter 2 Printed/Typed Name:
Signature:
Month Day Year:

DESIGNATED CONSIGNEE

17. Discrepancy
17a. Discrepancy Indication Space ☐ Quantity ☐ Type ☐ Residue ☐ Partial Rejection ☐ Full Rejection
Bill of Lading Reference Number:
17b. Alternate Consignee (or Shipper)
U.S. EPA ID Number
Facility's Phone:
17c. Signature of Alternate Consignee (or Shipper)
Month Day Year

18. Designated Receiving Facility Owner or Operator: Certification of receipt of materials covered by the bill of lading except as noted in Item 17a
Printed/Typed Name: Kaline Davis
Signature:
Month Day Year: 2 20 22

COVANTA
Environmental Solutions

Corporate Office
5300 N 33rd St. - Milwaukee, WI 53209
Phone: 800-842-9792 Fax: 414-461-3812

SO260402

BILL OF LADING	1. Shipper ID Number	2. Page 1 of	3. Emergency Response Phone	4. Tracking Number
	NCVSQG	1	(800) 814-1204	CES 142643

5. Shipper's Name and Mailing Address
Colonial Pipeline Company
14108 Huntersville-Concord Road
Huntersvile North Carolina 28078
Shipper's Phone:

Shipper's Site Address (if different than mailing address)
Colonial Pipeline Company
14108 Huntersville-Concord Road
Huntersvile North Carolina 28078

6. Transporter 1 Company Name: Covanta Environmental Solutions
U.S. EPA ID Number: PAR000043026

7. Transporter 2 Company Name
U.S. EPA ID Number

8. Consignee Name and Site Address
Covanta Environmental Solutions LLC
2503 Fayetteville Street
Asheboro NC 27203 (336) 683-0911
Facility's Phone:
U.S. EPA ID Number: NCR000135384

HM	9. Shipping Name and Description	10. Containers No.	10. Containers Type	11. Total Quantity	12. Unit Wt./Vol.	
	1. Non-RCRA, Non-DOT Regulated Material	1		4500g		PLACARD? YES ☐ None NO ☐
	2.					PLACARD? YES ☐ NO ☐
	3.					PLACARD? YES ☐ NO ☐
	4.					PLACARD? YES ☐ NO ☐

13. Special Handling Instructions and Additional Information
1 5005955 Petroleum Contact Water CWT: N/A PO#:

RD 36
Trailer # TR33
Emergency Response Guide On board
Site arrival time 930
Site departure time 955
www.covanta.com

14. SHIPPER'S CERTIFICATION: I certify the materials are accurately described.
Shipper's/Offerer's Printed/Typed Name: Deric Reaper
Signature
Month Day Year: 2 20 22

15. International Shipments ☐ Import to U.S. ☐ Export from U.S. Port of entry/exit:
Transporter Signature (for exports only):
Date leaving U.S.:

16. Transporter Acknowledgment of Receipt of Materials
Transporter 1 Printed/Typed Name: Corby Tucker
Signature
Month Day Year: 2 20 22
Transporter 2 Printed/Typed Name
Signature
Month Day Year

17. Discrepancy
17a. Discrepancy Indication Space ☐ Quantity ☐ Type ☐ Residue ☐ Partial Rejection ☐ Full Rejection
Bill of Lading Reference Number:

17b. Alternate Consignee (or Shipper)
U.S. EPA ID Number
Facility's Phone:

17c. Signature of Alternate Consignee (or Shipper)
Month Day Year

18. Designated Receiving Facility Owner or Operator: Certification of receipt of materials covered by the bill of lading except as noted in Item 17a
Printed/Typed Name: Kaline Davis
Signature
Month Day Year: 2 20 22

SHIPPER | INT'L | TRANSPORTER | DESIGNATED CONSIGNEE

COVANTA
Environmental Solutions

38/60

50260405

Corporate Office
5300 N 33rd St. - Milwaukee, WI 53209
Phone: 800-842-9792 Fax: 414-461-3812

BILL OF LADING

1. Shipper ID Number: NCVSQG
2. Page 1 of
3. Emergency Response Phone: (800) 814-1204
4. Tracking Number: CES 142641

5. Shipper's Name and Mailing Address
Colonial Pipeline Company
14108 Huntersville-Concord Road
Huntersvile North Carolina 28078
Shipper's Phone:

Shipper's Site Address (if different than mailing address)
Colonial Pipeline Company
14108 Huntersville-Concord Road
Huntersvile North Carolina 28078

6. Transporter 1 Company Name: Covanta Environmental Solutions
U.S. EPA ID Number: PAR000043026

7. Transporter 2 Company Name
U.S. EPA ID Number

8. Consignee Name and Site Address
Covanta Environmental Solutions LLC
2503 Fayetteville Street
Asheboro NC 27203 (336) 683-0911
Facility's Phone:
U.S. EPA ID Number: NCR000135384

HM	9. Shipping Name and Description	10. Containers No.	10. Containers Type	11. Total Quantity	12. Unit Wt./Vol.	
	1. Non-RCRA, Non-DOT Regulated Material	1	TT	5125	G	PLACARD? YES ☐ None NO ☐
	2.					PLACARD? YES ☐ NO ☐
	3.					PLACARD? YES ☐ NO ☐
	4.					PLACARD? YES ☐ NO ☐

13. Special Handling Instructions and Additional Information
1 5005955 Petroleum Contact Water CWT: N/A PO#:

Trailer #____
Emergency Response Guide On Board
Site arrival time 11:35
Site departure time 1200
www.covanta.com

14. SHIPPER'S CERTIFICATION: I certify the materials are accurately described.
Shipper's/Offeror's Printed/Typed Name: Deric Reaper
Signature
Month 2 Day 20 Year 22

15. International Shipments ☐ Import to U.S. ☐ Export from U.S. Port of entry/exit:
Transporter Signature (for exports only): Date leaving U.S.:

16. Transporter Acknowledgment of Receipt of Materials
Transporter 1 Printed/Typed Name: Bobby Jarrett
Signature
Month 2 Day 20 Year 22
Transporter 2 Printed/Typed Name
Signature
Month Day Year

17. Discrepancy
17a. Discrepancy Indication Space ☐ Quantity ☐ Type ☐ Residue ☐ Partial Rejection ☐ Full Rejection
Bill of Lading Reference Number:
17b. Alternate Consignee (or Shipper)
U.S. EPA ID Number
Facility's Phone:
17c. Signature of Alternate Consignee (or Shipper)
Month Day Year

18. Designated Receiving Facility Owner or Operator: Certification of receipt of materials covered by the bill of lading except as noted in Item 17a
Printed/Typed Name: Kaline Davis
Signature
Month 2 Day 20 Year 22

SHIPPER | INT'L | TRANSPORTER | DESIGNATED CONSIGNEE

COVANTA
Environmental Solutions

Corporate Office
5300 N 33rd St. - Milwaukee, WI 53209
Phone: 800-842-9792 Fax: 414-461-3812

BILL OF LADING

1. Shipper ID Number:
2. Page 1 of 1
3. Emergency Response Phone: 800-814-1204
4. Tracking Number: CES 142583

5. Shipper's Name and Mailing Address
COLONIAL PIPELINE COMPANY
14108 HUNTERSVILLE-CONCORD RD.
HUNTERSVILLE NC 28078
Shipper's Phone:

Shipper's Site Address (if different than mailing address)
COLONIAL PIPELINE CO.
14108 HUNTERSVILLE-CONCORD RD
HUNTERSVILLE - NC 28078

6. Transporter 1 Company Name:
U.S. EPA ID Number: PA2 0000043026

7. Transporter 2 Company Name:
U.S. EPA ID Number:

8. Consignee Name and Site Address
COVANTA ENVIRONMENTAL SOLUTIONS LLC
2503 N FAYETTEVILLE ST
ASHEBORO, NC 27203 - 336-683-0911
Facility's Phone:
U.S. EPA ID Number: NCR000135384

HM	9. Shipping Name and Description	10. Containers No.	10. Containers Type	11. Total Quantity	12. Unit Wt./Vol.	PLACARD?
	1. NON-RCRA, NON REGULATED MATERIAL	1	TT	5125	G	YES ☐ NO ☑
	2.					YES ☐ NO ☐
	3.					YES ☐ NO ☐
	4.					YES ☐ NO ☐

13. Special Handling Instructions and Additional Information
RD32 · TR18
Arrival Time 12:40
Departure Time 1:30

14. SHIPPER'S CERTIFICATION: I certify the materials are accurately described.
Shipper's/Offeror's Printed/Typed Name: Deric Reaper
Signature:
Month 2 Day 20 Year 22

15. International Shipments ☐ Import to U.S. ☐ Export from U.S. Port of entry/exit:
Transporter Signature (for exports only): Date leaving U.S.:

16. Transporter Acknowledgment of Receipt of Materials
Transporter 1 Printed/Typed Name: James Prather
Signature:
Month 2 Day 20 Year 22
Transporter 2 Printed/Typed Name:
Signature:
Month Day Year

17. Discrepancy
17a. Discrepancy Indication Space ☐ Quantity ☐ Type ☐ Residue ☐ Partial Rejection ☐ Full Rejection
Bill of Lading Reference Number:
17b. Alternate Consignee (or Shipper)
U.S. EPA ID Number
Facility's Phone:
17c. Signature of Alternate Consignee (or Shipper)
Month Day Year

18. Designated Receiving Facility Owner or Operator: Certification of receipt of materials covered by the bill of lading except as noted in Item 17a
Printed/Typed Name: Kaline Davis
Signature:
Month 2 Day 20 Year 22

SHIPPER | INT'L | TRANSPORTER | DESIGNATED CONSIGNEE

COVANTA
Environmental Solutions

Corporate Office
5300 N 33rd St. - Milwaukee, WI 53209
Phone: 800-842-9792 Fax: 414-461-3812

BILL OF LADING

1. Shipper ID Number: NCUSQG
2. Page 1 of 1
3. Emergency Response Phone: 800-814-1204
4. Tracking Number: CES 142580

5. Shipper's Name and Mailing Address
COLONIAL PIPELINE CO
14108 HUNTERSVILLE-CONCORD RD
HUNTERSVILLE, NC 28078
Shipper's Phone:

Shipper's Site Address (if different than mailing address)
COLONIAL PIPELINE CO
14108 HUNTERSVILLE-CONCORD RD
HUNTERSVILLE NC 28078

6. Transporter 1 Company Name
U.S. EPA ID Number: PAR000043026

7. Transporter 2 Company Name
U.S. EPA ID Number:

8. Consignee Name and Site Address
COVANTA ENVIRONMENTAL SOLUTIONS LLC
2503 N. FAYETTEVILLE ST
ASHEBORO, NC 27203 336-683-0911
Facility's Phone:
U.S. EPA ID Number: NCR000135384

HM	9. Shipping Name and Description	10. Containers No.	10. Containers Type	11. Total Quantity	12. Unit Wt./Vol.	
	1.	1		5000g		PLACARD? YES ☐ NO ☑
	2.					PLACARD? YES ☐ NO ☐
	3.					PLACARD? YES ☐ NO ☐
	4.					PLACARD? YES ☐ NO ☐

13. Special Handling Instructions and Additional Information
RD36
TR33
Site Arrival 1:30
Site Departure 2:15

14. SHIPPER'S CERTIFICATION: I certify the materials are accurately described.
Shipper's/Offeror's Printed/Typed Name: Deric Reaper
Signature:
Month Day Year: 2 20 22

15. International Shipments ☐ Import to U.S. ☐ Export from U.S. Port of entry/exit:
Transporter Signature (for exports only): Date leaving U.S.:

16. Transporter Acknowledgment of Receipt of Materials
Transporter 1 Printed/Typed Name: CORBY TUCKER
Signature:
Month Day Year: 2 20 22
Transporter 2 Printed/Typed Name:
Signature:
Month Day Year:

17. Discrepancy
17a. Discrepancy Indication Space ☐ Quantity ☐ Type ☐ Residue ☐ Partial Rejection ☐ Full Rejection
Bill of Lading Reference Number:
17b. Alternate Consignee (or Shipper)
U.S. EPA ID Number:
Facility's Phone:
17c. Signature of Alternate Consignee (or Shipper)
Month Day Year:

18. Designated Receiving Facility Owner or Operator: Certification of receipt of materials covered by the bill of lading except as noted in item 17a
Printed/Typed Name: Katine Davis
Signature:
Month Day Year: 2 20 22

SHIPPER | INT'L | TRANSPORTER | DESIGNATED CONSIGNEE

COVANTA
Environmental Solutions

38/60

SO260502

Corporate Office
5300 N 33rd St. - Milwaukee, WI 53209
Phone: 800-842-9792 Fax: 414-461-3812

BILL OF LADING	1. Shipper ID Number	2. Page 1 of	3. Emergency Response Phone	4. Tracking Number
	NCVSQG		(800) 814-1204	CES 142623

5. Shipper's Name and Mailing Address
Colonial Pipeline Company
14108 Huntersville-Concord Road
Huntersville North Carolina 28078
Shipper's Phone:

Shipper's Site Address (if different than mailing address)
Colonial Pipeline Company
14108 Huntersville-Concord Road
Huntersville North Carolina 28078

6. Transporter 1 Company Name: Covanta Environmental Solutions
U.S. EPA ID Number: PAR000043026

7. Transporter 2 Company Name
U.S. EPA ID Number

8. Consignee Name and Site Address
Covanta Environmental Solutions LLC
2503 Fayetteville Street
Asheboro NC 27203 (336) 683-0911
Facility's Phone:
U.S. EPA ID Number: NCR000135384

HM	9. Shipping Name and Description	10. Containers No.	10. Containers Type	11. Total Quantity	12. Unit Wt./Vol.	
	1. Non-RCRA, Non-DOT Regulated Material	1	TT	5125	G	PLACARD? None YES ☐ NO ☐
	2.					PLACARD? YES ☐ NO ☐
	3.					PLACARD? YES ☐ NO ☐
	4.					PLACARD? YES ☐ NO ☐

13. Special Handling Instructions and Additional Information
1 5005955 Petroleum Contact Water CWT: N/A PO#:

Trailer #:
Emergency Response Guide
Site arrival time 7:30
Site departure time 8:00
www.covanta.com

14. SHIPPER'S CERTIFICATION: I certify the materials are accurately described.

Shipper's/Offeror's Printed/Typed Name: Tim Moye for Adam Harris @ CPC
Signature: T. L. Moye
Month 2 Day 21 Year 22

15. International Shipments ☐ Import to U.S. ☐ Export from U.S. Port of entry/exit:
Transporter Signature (for exports only): Date leaving U.S.:

16. Transporter Acknowledgment of Receipt of Materials

Transporter 1 Printed/Typed Name: Bobby Jarrett
Signature: Bobby Jarrett
Month 2 Day 21 Year 22

Transporter 2 Printed/Typed Name
Signature
Month Day Year

17. Discrepancy

17a. Discrepancy Indication Space ☐ Quantity ☐ Type ☐ Residue ☐ Partial Rejection ☐ Full Rejection

Bill of Lading Reference Number:

17b. Alternate Consignee (or Shipper)
U.S. EPA ID Number

Facility's Phone:

17c. Signature of Alternate Consignee (or Shipper)
Month Day Year

18. Designated Receiving Facility Owner or Operator: Certification of receipt of materials covered by the bill of lading except as noted in Item 17a

Printed/Typed Name: Johnny Farrell
Signature: Johnny Farrell
Month 2 Day 21 Year 22

SHIPPER | INT'L | TRANSPORTER | DESIGNATED CONSIGNEE

COVANTA
Environmental Solutions

Corporate Office
5300 N 33rd St. - Milwaukee, WI 53209
Phone: 800-842-9792 Fax: 414-461-3812

SO260501

BILL OF LADING	1. Shipper ID Number	2. Page 1 of	3. Emergency Response Phone	4. Tracking Number
	NCVSQG		(800) 814-1204	CES 142624

5. Shipper's Name and Mailing Address
Colonial Pipeline Company
14108 Huntersville-Concord Road
Huntersvile North Carolina 28078
Shipper's Phone:

Shipper's Site Address (if different than mailing address)
Colonial Pipeline Company
14108 Huntersville-Concord Road
Huntersvile North Carolina 28078

6. Transporter 1 Company Name: Covanta Environmental Solutions
U.S. EPA ID Number: PAR000043026

7. Transporter 2 Company Name:
U.S. EPA ID Number:

8. Consignee Name and Site Address
Covanta Environmental Solutions LLC
2503 Fayetteville Street
Asheboro NC 27203 (336) 683-0911
Facility's Phone:
U.S. EPA ID Number: NCR000135384

HM	9. Shipping Name and Description	10. Containers No.	10. Containers Type	11. Total Quantity	12. Unit Wt./Vol.	
	1. Non-RCRA, Non-DOT Regulated Material	01	TT	5725	G	PLACARD? YES ☐ NO ☐ None
	2.					PLACARD? YES ☐ NO ☐
	3.					PLACARD? YES ☐ NO ☐
	4.					PLACARD? YES ☐ NO ☐

13. Special Handling Instructions and Additional Information
1 5005955 Petroleum Contact Water CWT: N/A PO#:

XD39
Trailer # 34
Emergency Response Guide Onbo
Site arrival time 1125
Site departure time 1200
www.covanta.com

14. SHIPPER'S CERTIFICATION: I certify the materials are accurately described.
Shipper's/Offeror's Printed/Typed Name: Curtis Gunter AS Agent For Adam Harris
Signature: Curtis Gunter
Month 02 Day 21 Year 22

15. International Shipments ☐ Import to U.S. ☐ Export from U.S. Port of entry/exit:
Transporter Signature (for exports only): Date leaving U.S.:

16. Transporter Acknowledgment of Receipt of Materials
Transporter 1 Printed/Typed Name: Jamie Maxwell
Signature: Jamie Maxwell
Month 02 Day 21 Year 22
Transporter 2 Printed/Typed Name:
Signature:
Month Day Year

17. Discrepancy
17a. Discrepancy Indication Space ☐ Quantity ☐ Type ☐ Residue ☐ Partial Rejection ☐ Full Rejection
Bill of Lading Reference Number:
17b. Alternate Consignee (or Shipper)
U.S. EPA ID Number
Facility's Phone:
17c. Signature of Alternate Consignee (or Shipper)
Month Day Year

18. Designated Receiving Facility Owner or Operator: Certification of receipt of materials covered by the bill of lading except as noted in Item 17a
Printed/Typed Name: Sherry Farrell
Signature: Sherry Farrell
Month 2 Day 21 Year 22

SHIPPER
INT'L
TRANSPORTER
DESIGNATED CONSIGNEE

COVANTA
Environmental Solutions

Corporate Office
5300 N 33rd St. - Milwaukee, WI 53209
Phone: 800-842-9792 Fax: 414-461-3812

50260499

BILL OF LADING	1. Shipper ID Number	2. Page 1 of	3. Emergency Response Phone	4. Tracking Number
	NCVSQG		(800) 814-1204	CES 142625

5. Shipper's Name and Mailing Address
Colonial Pipeline Company
14108 Huntersville-Concord Road
Huntersville North Carolina 28078
Shipper's Phone:

Shipper's Site Address (if different than mailing address)
Colonial Pipeline Company
14108 Huntersville-Concord Road
Huntersville North Carolina 28078

6. Transporter 1 Company Name: Covanta Environmental Solutions
U.S. EPA ID Number: PAR000043026

7. Transporter 2 Company Name
U.S. EPA ID Number

8. Consignee Name and Site Address
Covanta Environmental Solutions LLC
2503 Fayetteville Street
Asheboro NC 27203 (336) 683-0911
Facility's Phone:
U.S. EPA ID Number: NCR000135384

HM	9. Shipping Name and Description	10. Containers No.	10. Containers Type	11. Total Quantity	12. Unit Wt./Vol.	
	1. Non-RCRA, Non-DOT Regulated Material	01	TT	5125	G	PLACARD? YES ☐ NO ☐ None
	2.					PLACARD? YES ☐ NO ☐
	3.					PLACARD? YES ☐ NO ☐
	4.					PLACARD? YES ☐ NO ☐

13. Special Handling Instructions and Additional Information
1 5005955 Petroleum Contact Water CWT: N/A PO#:

M39
Trailer # 34
Emergency Response Guide Onboa
Site arrival time 0815
Site departure time 0850
www.covanta.com

14. SHIPPER'S CERTIFICATION: I certify the materials are accurately described.
Shipper's/Offeror's Printed/Typed Name: Tim Moyer for Adam Harris @ CPC
Signature: T. L. Moy
Month Day Year: 02 21 22

15. International Shipments ☐ Import to U.S. ☐ Export from U.S. Port of entry/exit:
Transporter Signature (for exports only): Date leaving U.S.:

16. Transporter Acknowledgment of Receipt of Materials
Transporter 1 Printed/Typed Name: Jamie Mowell
Signature: Jamie Mowell
Month Day Year: 02 21 22
Transporter 2 Printed/Typed Name: Jamie Mowell Jm
Signature: Jm
Month Day Year:

17. Discrepancy
17a. Discrepancy Indication Space ☐ Quantity ☐ Type ☐ Residue ☐ Partial Rejection ☐ Full Rejection
Bill of Lading Reference Number:

17b. Alternate Consignee (or Shipper)
U.S. EPA ID Number
Facility's Phone:

17c. Signature of Alternate Consignee (or Shipper)
Month Day Year

18. Designated Receiving Facility Owner or Operator: Certification of receipt of materials covered by the bill of lading except as noted in Item 17a
Printed/Typed Name: Mary Ferrell
Signature: Mary Ferrell
Month Day Year: 2 21 22

SHIPPER | INT'L | TRANSPORTER | DESIGNATED CONSIGNEE

COVANTA
Environmental Solutions

38/60

SO260503

Corporate Office
5300 N 33rd St. - Milwaukee, WI 53209
Phone: 800-842-9792 Fax: 414-461-3812

BILL OF LADING

1. Shipper ID Number: NCVSQG
2. Page 1 of
3. Emergency Response Phone: (800) 814-1204
4. Tracking Number: **CES 142575**

5. Shipper's Name and Mailing Address
Colonial Pipeline Company
14108 Huntersville-Concord Road
Huntersvile North Carolina 28078
Shipper's Phone:

Shipper's Site Address (if different than mailing address)
Colonial Pipeline Company
14108 Huntersville-Concord Road
Huntersvile North Carolina 28078

6. Transporter 1 Company Name: Covanta Environmental Solutions
U.S. EPA ID Number: PAR000043026

7. Transporter 2 Company Name
U.S. EPA ID Number

8. Consignee Name and Site Address
Covanta Environmental Solutions LLC
2503 Fayetteville Street
Asheboro NC 27203 (336) 683-0911
Facility's Phone:
U.S. EPA ID Number: NCR000135384

HM	9. Shipping Name and Description	10. Containers No.	10. Containers Type	11. Total Quantity	12. Unit Wt./Vol.	
	1. Non-RCRA, Non-DOT Regulated Material	1	TT	5125	G	PLACARD? YES ☐ NO ☐ None
	2.					PLACARD? YES ☐ NO ☐
	3.					PLACARD? YES ☐ NO ☐
	4.					PLACARD? YES ☐ NO ☐

13. Special Handling Instructions and Additional Information

1 5005955 Petroleum Contact Water CWT: N/A PO#:

Trailer #:
Emergency Response Guide Ordered
Site arrival time 10:30
Site departure time 10:50
www.covanta.com

14. SHIPPER'S CERTIFICATION: I certify the materials are accurately described.

Shipper's/Offeror's Printed/Typed Name: Tim Moyer for Adam Harris @ CPC
Signature: T. Moyer
Month 2 Day 21 Year 22

15. International Shipments ☐ Import to U.S. ☐ Export from U.S. Port of entry/exit:
Transporter Signature (for exports only): Date leaving U.S.:

16. Transporter Acknowledgment of Receipt of Materials

Transporter 1 Printed/Typed Name: Bobby Jarrett
Signature: Bobby Jarrett
Month 2 Day 21 Year 22

Transporter 2 Printed/Typed Name
Signature
Month Day Year

17. Discrepancy

17a. Discrepancy Indication Space ☐ Quantity ☐ Type ☐ Residue ☐ Partial Rejection ☐ Full Rejection

Bill of Lading Reference Number:

17b. Alternate Consignee (or Shipper)
U.S. EPA ID Number

Facility's Phone:

17c. Signature of Alternate Consignee (or Shipper)
Month Day Year

18. Designated Receiving Facility Owner or Operator: Certification of receipt of materials covered by the bill of lading except as noted in Item 17a

Printed/Typed Name: Sherry Ferrell
Signature: Sherry Ferrell
Month 2 Day 21 Year 22

SHIPPER
INT'L
TRANSPORTER
DESIGNATED CONSIGNEE

COVANTA
Environmental Solutions

38/60

SO260504

Corporate Office
5300 N 33rd St. - Milwaukee, WI 53209
Phone: 800-842-9792 Fax: 414-461-3812

BILL OF LADING

1. Shipper ID Number: NCVSQG
2. Page 1 of
3. Emergency Response Phone: (800) 814-1204
4. Tracking Number: CES 142635

5. Shipper's Name and Mailing Address
Colonial Pipeline Company
14108 Huntersville-Concord Road
Huntersvile North Carolina 28078
Shipper's Phone:

Shipper's Site Address (if different than mailing address)
Colonial Pipeline Company
14108 Huntersville-Concord Road
Huntersvile North Carolina 28078

6. Transporter 1 Company Name: Covanta Environmental Solutions
U.S. EPA ID Number: PAR000043026

7. Transporter 2 Company Name:
U.S. EPA ID Number:

8. Consignee Name and Site Address
Covanta Environmental Solutions LLC
2503 Fayetteville Street
Asheboro NC 27203 (336) 683-0911
Facility's Phone:

U.S. EPA ID Number: NCR000135384

HM	9. Shipping Name and Description	10. Containers No.	10. Containers Type	11. Total Quantity	12. Unit Wt./Vol.	
	1. Non-RCRA, Non-DOT Regulated Material	1	TT	5125	G	PLACARD? ~~None~~ YES ☐ NO ☐
	2.					PLACARD? YES ☐ NO ☐
	3.					PLACARD? YES ☐ NO ☐
	4.					PLACARD? YES ☐ NO ☐

13. Special Handling Instructions and Additional Information
1 5005955 Petroleum Contact Water CWT: N/A PO#:

Trailer #:
Emergency Response Guide On board
Site arrival time 1:10
Site departure time 1:50
www.covanta.com

14. SHIPPER'S CERTIFICATION: I certify the materials are accurately described.

Shipper's/Offeror's Printed/Typed Name: Tim Moyer for Adam Harris @ CPC
Signature: T.A. Moyer
Month 2 Day 21 Year 22

15. International Shipments ☐ Import to U.S. ☐ Export from U.S. Port of entry/exit:
Transporter Signature (for exports only): Date leaving U.S.:

16. Transporter Acknowledgment of Receipt of Materials

Transporter 1 Printed/Typed Name: Bobby Jarrett
Signature: Bobby Jarrett
Month 2 Day 21 Year 22

Transporter 2 Printed/Typed Name:
Signature:
Month Day Year

17. Discrepancy

17a. Discrepancy Indication Space ☐ Quantity ☐ Type ☐ Residue ☐ Partial Rejection ☐ Full Rejection

Bill of Lading Reference Number:

17b. Alternate Consignee (or Shipper)
U.S. EPA ID Number
Facility's Phone:

17c. Signature of Alternate Consignee (or Shipper)
Month Day Year

18. Designated Receiving Facility Owner or Operator: Certification of receipt of materials covered by the bill of lading except as noted in Item 17a

Printed/Typed Name: Kaline Davis
Signature:
Month 2 Day 21 Year 22

SHIPPER | INT'L | TRANSPORTER | DESIGNATED CONSIGNEE

COVANTA
Environmental Solutions

Corporate Office
5300 N 33rd St. - Milwaukee, WI 53209
Phone: 800-842-9792 Fax: 414-461-3812

SO260505

BILL OF LADING	1. Shipper ID Number	2. Page 1 of	3. Emergency Response Phone	4. Tracking Number
	NCVSQG		(800) 814-1204	CES 142634

SHIPPER

5. Shipper's Name and Mailing Address
Colonial Pipeline Company
14108 Huntersville-Concord Road
Huntersvile North Carolina 28078
Shipper's Phone:

Shipper's Site Address (if different than mailing address)
Colonial Pipeline Company
14108 Huntersville-Concord Road
Huntersvile North Carolina 28078

6. Transporter 1 Company Name: Covanta Environmental Solutions
U.S. EPA ID Number: PAR000043026

7. Transporter 2 Company Name:
U.S. EPA ID Number:

8. Consignee Name and Site Address
Covanta Environmental Solutions LLC
2503 Fayetteville Street
Asheboro NC 27203 (336) 683-0911
Facility's Phone:
U.S. EPA ID Number: NCR000135384

HM	9. Shipping Name and Description	10. Containers No.	10. Containers Type	11. Total Quantity	12. Unit Wt./Vol.	
	1. Non-RCRA, Non-DOT Regulated Material	01	TT	5725	G	PLACARD? YES ☐ NO ☐ None
	2.					PLACARD? YES ☐ NO ☐
	3.					PLACARD? YES ☐ NO ☐
	4.					PLACARD? YES ☐ NO ☐

13. Special Handling Instructions and Additional Information
1 5005955 Petroleum Contact Water CWT: N/A PO#:

M39
Trailer # 34
Emergency Response Guide Guidebook
Site arrival time 1420
Site departure time 1450
www.covanta.com

14. SHIPPER'S CERTIFICATION: I certify the materials are accurately described.
Shipper's/Offeror's Printed/Typed Name: Tim Moyer for Adam Harris @ CPC
Signature: T. L. Moyer
Month 02 Day 21 Year 22

INT'L

15. International Shipments ☐ Import to U.S. ☐ Export from U.S. Port of entry/exit:
Transporter Signature (for exports only): Date leaving U.S.:

TRANSPORTER

16. Transporter Acknowledgment of Receipt of Materials
Transporter 1 Printed/Typed Name: JAMIE MASELL
Signature: Jamie Masell
Month 02 Day 21 Year 22
Transporter 2 Printed/Typed Name:
Signature:
Month Day Year

DESIGNATED CONSIGNEE

17. Discrepancy
17a. Discrepancy Indication Space ☐ Quantity ☐ Type ☐ Residue ☐ Partial Rejection ☐ Full Rejection
Bill of Lading Reference Number:
17b. Alternate Consignee (or Shipper)
U.S. EPA ID Number
Facility's Phone:
17c. Signature of Alternate Consignee (or Shipper)
Month Day Year

18. Designated Receiving Facility Owner or Operator: Certification of receipt of materials covered by the bill of lading except as noted in Item 17a
Printed/Typed Name: Katine Davis
Signature:
Month 2 Day 21 Year 22

COVANTA
Environmental Solutions

38160

50260512

Corporate Office
5300 N 33rd St. - Milwaukee, WI 53209
Phone: 800-842-9792 Fax: 414-461-3812

SHIPPER

BILL OF LADING	1. Shipper ID Number	2. Page 1 of	3. Emergency Response Phone	4. Tracking Number
	NCVSQG		(800) 814-1204	CES 142588

5. Shipper's Name and Mailing Address
Colonial Pipeline Company
14108 Huntersville-Concord Road
Huntersvile North Carolina 28078
Shipper's Phone:

Shipper's Site Address (if different than mailing address)
Colonial Pipeline Company
14108 Huntersville-Concord Road
Huntersvile North Carolina 28078

6. Transporter 1 Company Name
Covanta Environmental Solutions
U.S. EPA ID Number PAR000043026

7. Transporter 2 Company Name
U.S. EPA ID Number

8. Consignee Name and Site Address
Covanta Environmental Solutions LLC
2503 Fayetteville Street
Asheboro NC 27203 (336) 683-0911
Facility's Phone:
U.S. EPA ID Number NCR000135384

HM	9. Shipping Name and Description	10. Containers No.	10. Containers Type	11. Total Quantity	12. Unit Wt./Vol.	
	1. Non-RCRA, Non-DOT Regulated Material	1	TT	5003 50250	G	PLACARD? None YES ☐ NO ☐
	2.					PLACARD? YES ☐ NO ☐
	3.					PLACARD? YES ☐ NO ☐
	4.					PLACARD? YES ☐ NO ☐

13. Special Handling Instructions and Additional Information
1 5005955 Petroleum Contact Water CWT: N/A PO#:

Trailer #:
Emergency Response Guide On-board
Site arrival time
Site departure time
www.covanta.com

14. SHIPPER'S CERTIFICATION: I certify the materials are accurately described.

Shipper's/Offeror's Printed/Typed Name: Tim Moya for Adam Harris @ CPC
Signature: T.L. Moya
Month 2 Day 22 Year 22

INT'L

15. International Shipments ☐ Import to U.S. ☐ Export from U.S. Port of entry/exit:
Transporter Signature (for exports only): Date leaving U.S.:

TRANSPORTER

16. Transporter Acknowledgment of Receipt of Materials
Transporter 1 Printed/Typed Name: Bobby Jarrett
Signature: Bobby Jarrett
Month 2 Day 22 Year 22
Transporter 2 Printed/Typed Name
Signature
Month Day Year

DESIGNATED CONSIGNEE

17. Discrepancy
17a. Discrepancy Indication Space ☐ Quantity ☐ Type ☐ Residue ☐ Partial Rejection ☐ Full Rejection
Bill of Lading Reference Number:
17b. Alternate Consignee (or Shipper)
U.S. EPA ID Number
Facility's Phone:
17c. Signature of Alternate Consignee (or Shipper)
Month Day Year

18. Designated Receiving Facility Owner or Operator: Certification of receipt of materials covered by the bill of lading except as noted in Item 17a
Printed/Typed Name: Kaline Davis
Signature
Month 2 Day 22 Year 22

COVANTA
Environmental Solutions

SO260511

Corporate Office
5300 N 33rd St. - Milwaukee, WI 53209
Phone: 800-842-9792 Fax: 414-461-3812

BILL OF LADING

1. Shipper ID Number: NCVSQG
2. Page 1 of
3. Emergency Response Phone: (800) 814-1204
4. Tracking Number: **CES 142591**

5. Shipper's Name and Mailing Address
Colonial Pipeline Company
14108 Huntersville-Concord Road
Huntersville North Carolina 28078
Shipper's Phone:

Shipper's Site Address (if different than mailing address)
Colonial Pipeline Company
14108 Huntersville-Concord Road
Huntersville North Carolina 28078

6. Transporter 1 Company Name: Covanta Environmental Solutions
U.S. EPA ID Number: PAR000043026

7. Transporter 2 Company Name
U.S. EPA ID Number

8. Consignee Name and Site Address
Covanta Environmental Solutions LLC
2503 Fayetteville Street
Asheboro NC 27203 (336) 683-0911
Facility's Phone:
U.S. EPA ID Number: NCR000135384

HM	9. Shipping Name and Description	10. Containers No.	10. Containers Type	11. Total Quantity	12. Unit Wt./Vol.	
	1. Non-RCRA, Non-DOT Regulated Material	01	TT	5725	G	PLACARD? None YES ☐ NO ☐
	2.					PLACARD? YES ☐ NO ☐
	3.					PLACARD? YES ☐ NO ☐
	4.					PLACARD? YES ☐ NO ☐

13. Special Handling Instructions and Additional Information
1 5005955 Petroleum Contact Water CWT: N/A PO#:

N537
Trailer # 34
Emergency Response Guide On-board
Site arrival time 1320
Site departure time 1425
www.covanta.com

14. SHIPPER'S CERTIFICATION: I certify the materials are accurately described.
Shipper's/Offeror's Printed/Typed Name: Tim Moyer for Adam Harris @ CPC
Signature: T. L. Moyer
Month 02 Day 22 Year 22

15. International Shipments ☐ Import to U.S. ☐ Export from U.S. Port of entry/exit:
Transporter Signature (for exports only): Date leaving U.S.:

16. Transporter Acknowledgment of Receipt of Materials
Transporter 1 Printed/Typed Name: Jamie Morrell
Signature: Jamie Morrell
Month 02 Day 22 Year 22
Transporter 2 Printed/Typed Name
Signature
Month Day Year

17. Discrepancy
17a. Discrepancy Indication Space ☐ Quantity ☐ Type ☐ Residue ☐ Partial Rejection ☐ Full Rejection
Bill of Lading Reference Number:
17b. Alternate Consignee (or Shipper)
U.S. EPA ID Number
Facility's Phone:
17c. Signature of Alternate Consignee (or Shipper)
Month Day Year

18. Designated Receiving Facility Owner or Operator: Certification of receipt of materials covered by the bill of lading except as noted in Item 17a
Printed/Typed Name: Kaline Davis
Signature
Month 2 Day 22 Year 22

SHIPPER | INT'L | TRANSPORTER | DESIGNATED CONSIGNEE

COVANTA
Environmental Solutions

Corporate Office
5300 N 33rd St. - Milwaukee, WI 53209
Phone: 800-842-9792 Fax: 414-461-3812

SO260509

BILL OF LADING	1. Shipper ID Number	2. Page 1 of	3. Emergency Response Phone	4. Tracking Number
	NCVSQG		(800) 814-1204	CES 142585

SHIPPER

5. Shipper's Name and Mailing Address
Colonial Pipeline Company
14108 Huntersville-Concord Road
Huntersvile North Carolina 28078
Shipper's Phone:

Shipper's Site Address (if different than mailing address)
Colonial Pipeline Company
14108 Huntersville-Concord Road
Huntersvile North Carolina 28078

6. Transporter 1 Company Name: Covanta Environmental Solutions
U.S. EPA ID Number: PAR000043026

7. Transporter 2 Company Name:
U.S. EPA ID Number:

8. Consignee Name and Site Address
Covanta Environmental Solutions LLC
2503 Fayetteville Street
Asheboro NC 27203 (336) 683-0911
Facility's Phone:
U.S. EPA ID Number: NCR000135384

HM	9. Shipping Name and Description	10. Containers No.	10. Containers Type	11. Total Quantity	12. Unit Wt./Vol.	
	1. Non-RCRA, Non-DOT Regulated Material	01	TT	5725	G	PLACARD? YES ☐ NO ☐ None
	2.					PLACARD? YES ☐ NO ☐
	3.					PLACARD? YES ☐ NO ☐
	4.					PLACARD? YES ☐ NO ☐

13. Special Handling Instructions and Additional Information
1 5005955 Petroleum Contact Water CWT: N/A PO#:

1035
Trailer # 34
Emergency Response Guide Guidebo
Site arrival time 1030
Site departure time 1100
www.covanta.com

14. SHIPPER'S CERTIFICATION: I certify the materials are accurately described.

Shipper's/Offeror's Printed/Typed Name: Tim Moyer for Adam Harris @ CPC
Signature: T. L. Moyer
Month 02 Day 22 Year 22

INT'L

15. International Shipments ☐ Import to U.S. ☐ Export from U.S. Port of entry/exit:
Transporter Signature (for exports only): Date leaving U.S.:

TRANSPORTER

16. Transporter Acknowledgment of Receipt of Materials
Transporter 1 Printed/Typed Name: Jamie Morell
Signature: Jamie Morell
Month 02 Day 22 Year 22
Transporter 2 Printed/Typed Name:
Signature:
Month Day Year

DESIGNATED CONSIGNEE

17. Discrepancy
17a. Discrepancy Indication Space ☐ Quantity ☐ Type ☐ Residue ☐ Partial Rejection ☐ Full Rejection
Bill of Lading Reference Number:
17b. Alternate Consignee (or Shipper)
U.S. EPA ID Number
Facility's Phone:
17c. Signature of Alternate Consignee (or Shipper)
Month Day Year

18. Designated Receiving Facility Owner or Operator: Certification of receipt of materials covered by the bill of lading except as noted in Item 17a
Printed/Typed Name: Sherry Ferrell
Signature: Sherry Ferrell
Month 2 Day 22 Year 22

COVANTA
Environmental Solutions

38/60 SO260506

Corporate Office
5300 N 33rd St. - Milwaukee, WI 53209
Phone: 800-842-9792 Fax: 414-461-3812

BILL OF LADING	1. Shipper ID Number	2. Page 1 of	3. Emergency Response Phone	4. Tracking Number
	NCVSQG		(800) 814-1204	CES 142589

5. Shipper's Name and Mailing Address
Colonial Pipeline Company
14108 Huntersville-Concord Road
Huntersville North Carolina 28078
Shipper's Phone:

Shipper's Site Address (if different than mailing address)
Colonial Pipeline Company
14108 Huntersville-Concord Road
Huntersville North Carolina 28078

6. Transporter 1 Company Name: Covanta Environmental Solutions
U.S. EPA ID Number: PAR000043026

7. Transporter 2 Company Name:
U.S. EPA ID Number:

8. Consignee Name and Site Address
Covanta Environmental Solutions LLC
2503 Fayetteville Street
Asheboro NC 27203 (336) 683-0911
Facility's Phone:
U.S. EPA ID Number: NCR000135384

HM	9. Shipping Name and Description	10. Containers No.	10. Containers Type	11. Total Quantity	12. Unit Wt./Vol.	
	1. Non-RCRA, Non-DOT Regulated Material	1	TT	5125		PLACARD? YES ☐ NO ☐ None
	2.					PLACARD? YES ☐ NO ☐
	3.					PLACARD? YES ☐ NO ☐
	4.					PLACARD? YES ☐ NO ☐

13. Special Handling Instructions and Additional Information

1 5005955 Petroleum Contact Water CWT: N/A PO#:

Trailer #____
Emergency Response Guide On-bo
Site arrival time 8:50
Site departure time 9:30
www.covanta.com

14. SHIPPER'S CERTIFICATION: I certify the materials are accurately described.

Shipper's/Offeror's Printed/Typed Name: Tim Moyer for Adam Harris @ CPC
Signature: J. L. Moyer
Month 2 Day 22 Year 22

15. International Shipments ☐ Import to U.S. ☐ Export from U.S. Port of entry/exit:
Transporter Signature (for exports only): Date leaving U.S.:

16. Transporter Acknowledgment of Receipt of Materials

Transporter 1 Printed/Typed Name: Bobby Jarrett
Signature: Bobby Jarrett
Month 2 Day 22 Year 22

Transporter 2 Printed/Typed Name:
Signature:
Month Day Year

17. Discrepancy

17a. Discrepancy Indication Space ☐ Quantity ☐ Type ☐ Residue ☐ Partial Rejection ☐ Full Rejection

Bill of Lading Reference Number:

17b. Alternate Consignee (or Shipper)
U.S. EPA ID Number
Facility's Phone:

17c. Signature of Alternate Consignee (or Shipper)
Month Day Year

18. Designated Receiving Facility Owner or Operator: Certification of receipt of materials covered by the bill of lading except as noted in Item 17a

Printed/Typed Name: Kaline Davis
Signature:
Month 2 Day 22 Year 22

SHIPPER | INT'L | TRANSPORTER | DESIGNATED CONSIGNEE

COVANTA
Environmental Solutions

Corporate Office
5300 N 33rd St. - Milwaukee, WI 53209
Phone: 800-842-9792 Fax: 414-461-3812

SO260507

BILL OF LADING	1. Shipper ID Number	2. Page 1 of	3. Emergency Response Phone	4. Tracking Number
	NCVSQG		(800) 814-1204	CES 142587

5. Shipper's Name and Mailing Address
Colonial Pipeline Company
14108 Huntersville-Concord Road
Huntersvile North Carolina 28078
Shipper's Phone:

Shipper's Site Address (if different than mailing address)
Colonial Pipeline Company
14108 Huntersville-Concord Road
Huntersvile North Carolina 28078

6. Transporter 1 Company Name: Covanta Environmental Solutions
U.S. EPA ID Number: PAR000043026

7. Transporter 2 Company Name
U.S. EPA ID Number

8. Consignee Name and Site Address
Covanta Environmental Solutions LLC
2503 Fayetteville Street
Asheboro NC 27203 (336) 683-0911
Facility's Phone:
U.S. EPA ID Number: NCR000135384

HM	9. Shipping Name and Description	10. Containers No.	10. Containers Type	11. Total Quantity	12. Unit Wt./Vol.	
	1. Non-RCRA, Non-DOT Regulated Material	01	TT	5725	G	PLACARD? YES ☐ NO ☐ None
	2.					PLACARD? YES ☐ NO ☐
	3.					PLACARD? YES ☐ NO ☐
	4.					PLACARD? YES ☐ NO ☐

13. Special Handling Instructions and Additional Information

1 5005955 Petroleum Contact Water CWT: N/A PO#:

AD 39
Trailer # 54
Emergency Response Guide
Site arrival time 0735
Site departure time 0830
www.covanta.com

14. SHIPPER'S CERTIFICATION: I certify the materials are accurately described.

Shipper's/Offeror's Printed/Typed Name: Tim Moyer for Adam Harris @ CPC
Signature: J. L. Moyer
Month 02 Day 22 Year 22

15. International Shipments ☐ Import to U.S. ☐ Export from U.S. Port of entry/exit:
Transporter Signature (for exports only): Date leaving U.S.:

16. Transporter Acknowledgment of Receipt of Materials

Transporter 1 Printed/Typed Name: Jamie Mowell
Signature: Jamie Mowell
Month 02 Day 22 Year 22

Transporter 2 Printed/Typed Name
Signature
Month Day Year

17. Discrepancy

17a. Discrepancy Indication Space ☐ Quantity ☐ Type ☐ Residue ☐ Partial Rejection ☐ Full Rejection

Bill of Lading Reference Number:

17b. Alternate Consignee (or Shipper)
U.S. EPA ID Number
Facility's Phone:

17c. Signature of Alternate Consignee (or Shipper)
Month Day Year

18. Designated Receiving Facility Owner or Operator: Certification of receipt of materials covered by the bill of lading except as noted in Item 17a

Printed/Typed Name: Sherry Ferrell
Signature: Sherry Ferrell
Month 2 Day 22 Year 22

SHIPPER INT'L TRANSPORTER DESIGNATED CONSIGNEE

COVANTA
Environmental Solutions

38/60

SO260513

Corporate Office
5300 N 33rd St. - Milwaukee, WI 53209
Phone: 800-842-9792 Fax: 414-461-3812

BILL OF LADING

1. Shipper ID Number: NCVSQG
2. Page 1 of
3. Emergency Response Phone: (800) 814-1204
4. Tracking Number: CES 142605

5. Shipper's Name and Mailing Address
Colonial Pipeline Company
14108 Huntersville-Concord Road
Huntersvile North Carolina 28078
Shipper's Phone:

Shipper's Site Address (if different than mailing address)
Colonial Pipeline Company
14108 Huntersville-Concord Road
Huntersvile North Carolina 28078

6. Transporter 1 Company Name: Covanta Environmental Solutions
U.S. EPA ID Number: PAR000043026

7. Transporter 2 Company Name:
U.S. EPA ID Number:

8. Consignee Name and Site Address
Covanta Environmental Solutions LLC
2503 Fayetteville Street
Asheboro NC 27203 (336) 683-0911
Facility's Phone:
U.S. EPA ID Number: NCR000135384

HM	9. Shipping Name and Description	10. Containers No.	10. Containers Type	11. Total Quantity	12. Unit Wt./Vol.	
	1. Non-RCRA, Non-DOT Regulated Material	1	TT	5125	G	PLACARD? None YES ☐ NO ☐
	2.					PLACARD? YES ☐ NO ☐
	3.					PLACARD? YES ☐ NO ☐
	4.					PLACARD? YES ☐ NO ☐

13. Special Handling Instructions and Additional Information
1 5005955 Petroleum Contact Water CWT: N/A PO#:

Trailer #:
Emergency Response Guide (in-bo
Site arrival time 2:45
Site departure time 3:15
www.covanta.com

14. SHIPPER'S CERTIFICATION: I certify the materials are accurately described.
Shipper's/Offeror's Printed/Typed Name: Tim Moyer for Adam Harris @ CAC
Signature: T. L. Moyer
Month 2 Day 23 Year 22

15. International Shipments ☐ Import to U.S. ☐ Export from U.S. Port of entry/exit:
Transporter Signature (for exports only): Date leaving U.S.:

16. Transporter Acknowledgment of Receipt of Materials
Transporter 1 Printed/Typed Name: Bobby Jarrett
Signature: Bobby Jarrett
Month 2 Day 23 Year 22
Transporter 2 Printed/Typed Name:
Signature:
Month Day Year

17. Discrepancy
17a. Discrepancy Indication Space ☐ Quantity ☐ Type ☐ Residue ☐ Partial Rejection ☐ Full Rejection
Bill of Lading Reference Number:

17b. Alternate Consignee (or Shipper)
U.S. EPA ID Number
Facility's Phone:

17c. Signature of Alternate Consignee (or Shipper)
Month Day Year

18. Designated Receiving Facility Owner or Operator: Certification of receipt of materials covered by the bill of lading except as noted in Item 17a
Printed/Typed Name: Sherry Farmer
Signature: Sherry Farmer
Month 2 Day 23 Year 22

SHIPPER INT'L TRANSPORTER DESIGNATED CONSIGNEE

COVANTA
Environmental Solutions

Corporate Office
5300 N 33rd St. - Milwaukee, WI 53209
Phone: 800-842-9792 Fax: 414-461-3812

50260518

BILL OF LADING	1. Shipper ID Number	2. Page 1 of	3. Emergency Response Phone	4. Tracking Number
	NCVSQG		(800) 814-1204	CES 142601

5. Shipper's Name and Mailing Address
Colonial Pipeline Company
14108 Huntersville-Concord Road
Huntersvile North Carolina 28078
Shipper's Phone:

Shipper's Site Address (if different than mailing address)
Colonial Pipeline Company
14108 Huntersville-Concord Road
Huntersvile North Carolina 28078

6. Transporter 1 Company Name: Covanta Environmental Solutions
U.S. EPA ID Number: PAR000043026

7. Transporter 2 Company Name
U.S. EPA ID Number

8. Consignee Name and Site Address
Covanta Environmental Solutions LLC
2503 Fayetteville Street
Asheboro NC 27203 (336) 683-0911
Facility's Phone:
U.S. EPA ID Number: NCR000135384

HM	9. Shipping Name and Description	10. Containers No.	10. Containers Type	11. Total Quantity	12. Unit Wt./Vol.	
	1. Non-RCRA, Non-DOT Regulated Material	01	TT	5725	G	PLACARD? YES ☐ NO ☐ None
	2.					PLACARD? YES ☐ NO ☐
	3.					PLACARD? YES ☐ NO ☐
	4.					PLACARD? YES ☐ NO ☐

13. Special Handling Instructions and Additional Information
1 5005955 Petroleum Contact Water CWT: N/A PO#:

N039
Trailer # 34
Emergency Response Guide On-boa
Site arrival time 1220
Site departure time 1245
www.covanta.com

14. SHIPPER'S CERTIFICATION: I certify the materials are accurately described.
Shipper's/Offeror's Printed/Typed Name: Tim Moyer for Adam Harris @ CPC
Signature: Li Li Moy
Month 02 Day 23 Year 22

INT'L
15. International Shipments ☐ Import to U.S. ☐ Export from U.S. Port of entry/exit:
Transporter Signature (for exports only): Date leaving U.S.:

TRANSPORTER
16. Transporter Acknowledgment of Receipt of Materials
Transporter 1 Printed/Typed Name: Jamie Mewell
Signature: Jamie Mewell
Month 02 Day 23 Year 22
Transporter 2 Printed/Typed Name
Signature
Month Day Year

DESIGNATED CONSIGNEE
17. Discrepancy
17a. Discrepancy Indication Space ☐ Quantity ☐ Type ☐ Residue ☐ Partial Rejection ☐ Full Rejection
Bill of Lading Reference Number:
17b. Alternate Consignee (or Shipper)
U.S. EPA ID Number
Facility's Phone:
17c. Signature of Alternate Consignee (or Shipper)
Month Day Year

18. Designated Receiving Facility Owner or Operator: Certification of receipt of materials covered by the bill of lading except as noted in Item 17a
Printed/Typed Name: Kaline Davis
Signature
Month 2 Day 23 Year 22

COVANTA
Environmental Solutions

38/60

SO260515

Corporate Office
5300 N 33rd St. - Milwaukee, WI 53209
Phone: 800-842-9792 Fax: 414-461-3812

SHIPPER

BILL OF LADING	1. Shipper ID Number	2. Page 1 of	3. Emergency Response Phone	4. Tracking Number
	NCVSQG		(800) 814-1204	CES 142603

5. Shipper's Name and Mailing Address
Colonial Pipeline Company
14108 Huntersville-Concord Road
Huntersvile North Carolina 28078
Shipper's Phone:

Shipper's Site Address (if different than mailing address)
Colonial Pipeline Company
14108 Huntersville-Concord Road
Huntersvile North Carolina 28078

6. Transporter 1 Company Name: Covanta Environmental Solutions
U.S. EPA ID Number: PAR000043026

7. Transporter 2 Company Name
U.S. EPA ID Number

8. Consignee Name and Site Address
Covanta Environmental Solutions LLC
2503 Fayetteville Street
Asheboro NC 27203 (336) 683-0911
Facility's Phone:
U.S. EPA ID Number: NCR000135384

HM	9. Shipping Name and Description	10. Containers No.	10. Containers Type	11. Total Quantity	12. Unit Wt./Vol.	
	1. Non-RCRA, Non-DOT Regulated Material	1	TT	5125	G	PLACARD? YES ☐ None ☐
	2.					PLACARD? YES ☐ NO ☐
	3.					PLACARD? YES ☐ NO ☐
	4.					PLACARD? YES ☐ NO ☐

13. Special Handling Instructions and Additional Information

1 5005955 Petroleum Contact Water CWT: N/A PO#:

Trailer #____
Emergency Response Guide On-board
Site arrival time 10:30
Site departure time 11:00
www.covanta.com

14. SHIPPER'S CERTIFICATION: I certify the materials are accurately described.

Shipper's/Offeror's Printed/Typed Name: Tim Moyer for Adam Harris @ CPC
Signature: T. L. Moyer
Month 2 Day 23 Year 22

INT'L

15. International Shipments ☐ Import to U.S. ☐ Export from U.S. Port of entry/exit:
Transporter Signature (for exports only): Date leaving U.S.:

TRANSPORTER

16. Transporter Acknowledgment of Receipt of Materials
Transporter 1 Printed/Typed Name: Bobby Jarrett
Signature: Bobby Jarrett
Month 2 Day 23 Year 22
Transporter 2 Printed/Typed Name
Signature
Month Day Year

DESIGNATED CONSIGNEE

17. Discrepancy
17a. Discrepancy Indication Space ☐ Quantity ☐ Type ☐ Residue ☐ Partial Rejection ☐ Full Rejection
Bill of Lading Reference Number:
17b. Alternate Consignee (or Shipper)
U.S. EPA ID Number
Facility's Phone:
17c. Signature of Alternate Consignee (or Shipper)
Month Day Year

18. Designated Receiving Facility Owner or Operator: Certification of receipt of materials covered by the bill of lading except as noted in Item 17a
Printed/Typed Name: Sherry Farrell
Signature: Sherry Farrell
Month 2 Day 23 Year 22

COVANTA
Environmental Solutions

SO260514

Corporate Office
5300 N 33rd St. - Milwaukee, WI 53209
Phone: 800-842-9792 Fax: 414-461-3812

SHIPPER

BILL OF LADING	1. Shipper ID Number	2. Page 1 of	3. Emergency Response Phone	4. Tracking Number
	NCVSQG		(800) 814-1204	CES 142602

5. Shipper's Name and Mailing Address
Colonial Pipeline Company
14108 Huntersville-Concord Road
Huntersvile North Carolina 28078
Shipper's Phone:

Shipper's Site Address (if different than mailing address)
Colonial Pipeline Company
14108 Huntersville-Concord Road
Huntersvile North Carolina 28078

6. Transporter 1 Company Name: Covanta Environmental Solutions
U.S. EPA ID Number: PAR000043026

7. Transporter 2 Company Name
U.S. EPA ID Number

8. Consignee Name and Site Address
Covanta Environmental Solutions LLC
2503 Fayetteville Street
Asheboro NC 27203 (336) 683-0911
Facility's Phone:
U.S. EPA ID Number: NCR000135384

HM	9. Shipping Name and Description	10. Containers No.	10. Containers Type	11. Total Quantity	12. Unit Wt./Vol.	
	1. Non-RCRA, Non-DOT Regulated Material	01	TT	5725	G	PLACARD? None YES ☐ NO ☐
	2.					PLACARD? YES ☐ NO ☐
	3.					PLACARD? YES ☐ NO ☐
	4.					PLACARD? YES ☐ NO ☐

13. Special Handling Instructions and Additional Information
1 5005955 Petroleum Contact Water CWT: N/A PO#:

NDS9 34
Trailer # 34
Emergency Response Guide On-boa
Site arrival time 0825
Site departure time 1020
www.covanta.com

14. SHIPPER'S CERTIFICATION: I certify the materials are accurately described.
Shipper's/Offeror's Printed/Typed Name: Tim Moyer for Adam Harris @ CPC
Signature: T. L. Moyer
Month 02 Day 23 Year 22

INT'L

15. International Shipments ☐ Import to U.S. ☐ Export from U.S. Port of entry/exit:
Transporter Signature (for exports only): Date leaving U.S.:

TRANSPORTER

16. Transporter Acknowledgment of Receipt of Materials
Transporter 1 Printed/Typed Name: JAMIE MCNELL
Signature: Jamie McNell
Month 02 Day 23 Year 22
Transporter 2 Printed/Typed Name
Signature
Month Day Year

DESIGNATED CONSIGNEE

17. Discrepancy
17a. Discrepancy Indication Space ☐ Quantity ☐ Type ☐ Residue ☐ Partial Rejection ☐ Full Rejection
Bill of Lading Reference Number:
17b. Alternate Consignee (or Shipper)
U.S. EPA ID Number
Facility's Phone:
17c. Signature of Alternate Consignee (or Shipper)
Month Day Year

18. Designated Receiving Facility Owner or Operator: Certification of receipt of materials covered by the bill of lading except as noted in Item 17a
Printed/Typed Name: Sherry Farrell
Signature: Sherry Farrell
Month 2 Day 23 Year 22

COVANTA
Environmental Solutions

38/60

SO260517

Corporate Office
5300 N 33rd St. - Milwaukee, WI 53209
Phone: 800-842-9792 Fax: 414-461-3812

BILL OF LADING

1. Shipper ID Number: NCVSQG
2. Page 1 of
3. Emergency Response Phone: (800) 814-1204
4. Tracking Number: **CES** 142600

5. Shipper's Name and Mailing Address
Colonial Pipeline Company
14108 Huntersville-Concord Road
Huntersville North Carolina 28078
Shipper's Phone:

Shipper's Site Address (if different than mailing address)
Colonial Pipeline Company
14108 Huntersville-Concord Road
Huntersville North Carolina 28078

6. Transporter 1 Company Name: Covanta Environmental Solutions
U.S. EPA ID Number: PAR000043026

7. Transporter 2 Company Name:
U.S. EPA ID Number:

8. Consignee Name and Site Address
Covanta Environmental Solutions LLC
2503 Fayetteville Street
Asheboro NC 27203 (336) 683-0911
Facility's Phone:
U.S. EPA ID Number: NCR000135384

HM	9. Shipping Name and Description	10. Containers No.	10. Containers Type	11. Total Quantity	12. Unit Wt./Vol.	
	1. Non-RCRA, Non-DOT Regulated Material	1	TT	4200 ~~3825~~	G	PLACARD? YES ☐ NO ☐ None
	2.					PLACARD? YES ☐ NO ☐
	3.					PLACARD? YES ☐ NO ☐
	4.					PLACARD? YES ☐ NO ☐

13. Special Handling Instructions and Additional Information

1 5005955 Petroleum Contact Water CWT: N/A PO#:

Trailer #____
Emergency Response Guide On-boa
Site arrival time 1:30
Site departure time 2:0
www.covanta.com

14. SHIPPER'S CERTIFICATION: I certify the materials are accurately described.

Shipper's/Offeror's Printed/Typed Name: Tim Moyer for Adam Harris @ CPC
Signature: T.L. Moye
Month 2 Day 23 Year 22

15. International Shipments ☐ Import to U.S. ☐ Export from U.S. Port of entry/exit:
Transporter Signature (for exports only): Date leaving U.S.:

16. Transporter Acknowledgment of Receipt of Materials

Transporter 1 Printed/Typed Name: Bobby Jarrett
Signature: Bobby Jarrett
Month 2 Day 23 Year 22

Transporter 2 Printed/Typed Name:
Signature:
Month Day Year

17. Discrepancy

17a. Discrepancy Indication Space ☐ Quantity ☐ Type ☐ Residue ☐ Partial Rejection ☐ Full Rejection

Bill of Lading Reference Number:

17b. Alternate Consignee (or Shipper)
U.S. EPA ID Number
Facility's Phone:

17c. Signature of Alternate Consignee (or Shipper)
Month Day Year

18. Designated Receiving Facility Owner or Operator: Certification of receipt of materials covered by the bill of lading except as noted in Item 17a

Printed/Typed Name: Kaline Davis
Signature:
Month 2 Day 23 Year 21

SHIPPER INT'L TRANSPORTER DESIGNATED CONSIGNEE

COVANTA
Environmental Solutions

SO260528

Corporate Office
5300 N 33rd St. - Milwaukee, WI 53209
Phone: 800-842-9792 Fax: 414-461-3812

BILL OF LADING

1. Shipper ID Number: NCVSQG
2. Page 1 of
3. Emergency Response Phone: (800) 814-1204
4. Tracking Number: CES 143700

5. Shipper's Name and Mailing Address
Colonial Pipeline Company
14108 Huntersville-Concord Road
Huntersvile North Carolina 28078
Shipper's Phone:

Shipper's Site Address (if different than mailing address)
Colonial Pipeline Company
14108 Huntersville-Concord Road
Huntersvile North Carolina 28078

6. Transporter 1 Company Name: Covanta Environmental Solutions
U.S. EPA ID Number: PAR000043026

7. Transporter 2 Company Name
U.S. EPA ID Number

8. Consignee Name and Site Address
Covanta Environmental Solutions LLC
2503 Fayetteville Street
Asheboro NC 27203 (336) 683-0911
Facility's Phone:
U.S. EPA ID Number: NCR000135384

HM	9. Shipping Name and Description	10. Containers No.	10. Containers Type	11. Total Quantity	12. Unit Wt./Vol.	
	1. Non-RCRA, Non-DOT Regulated Material	01	TT	5725	G	PLACARD? YES ☐ NO ☐ None
	2.					PLACARD? YES ☐ NO ☐
	3.					PLACARD? YES ☐ NO ☐
	4.					PLACARD? YES ☐ NO ☐

13. Special Handling Instructions and Additional Information
1 5005955 Petroleum Contact Water CWT: N/A PO#:

M39
Trailer # 34
Emergency Response Guide on-b
Site arrival time 0745
Site departure time 0815
www.covanta.com

14. SHIPPER'S CERTIFICATION: I certify the materials are accurately described.
Shipper's/Offeror's Printed/Typed Name: Tim Moyer for Adam Harris @ CPC
Signature: T. F. Moy
Month 02 Day 25 Year 22

INT'L
15. International Shipments ☐ Import to U.S. ☐ Export from U.S. Port of entry/exit:
Transporter Signature (for exports only): Date leaving U.S.:

TRANSPORTER
16. Transporter Acknowledgment of Receipt of Materials
Transporter 1 Printed/Typed Name: Jamie Maxwell
Signature: Jamie Maxwell
Month 02 Day 25 Year 22
Transporter 2 Printed/Typed Name
Signature
Month Day Year

DESIGNATED CONSIGNEE
17. Discrepancy
17a. Discrepancy Indication Space ☐ Quantity ☐ Type ☐ Residue ☐ Partial Rejection ☐ Full Rejection
Bill of Lading Reference Number:
17b. Alternate Consignee (or Shipper)
U.S. EPA ID Number
Facility's Phone:
17c. Signature of Alternate Consignee (or Shipper)
Month Day Year

18. Designated Receiving Facility Owner or Operator: Certification of receipt of materials covered by the bill of lading except as noted in Item 17a
Printed/Typed Name: Sherry Ferrera
Signature: Sherry Ferrera
Month 2 Day 25 Year 22

COVANTA
Environmental Solutions

S02260533
~~S0260516~~

Corporate Office
5300 N 33rd St. - Milwaukee, WI 53209
Phone: 800-842-9792 Fax: 414-461-3812

BILL OF LADING

1. Shipper ID Number: NCVSQG
2. Page 1 of
3. Emergency Response Phone: (800) 814-1204
4. Tracking Number: CES 142604

5. Shipper's Name and Mailing Address
Colonial Pipeline Company
14108 Huntersville-Concord Road
Huntersville North Carolina 28078
Shipper's Phone:

Shipper's Site Address (if different than mailing address)
Colonial Pipeline Company
14108 Huntersville-Concord Road
Huntersville North Carolina 28078

6. Transporter 1 Company Name: Covanta Environmental Solutions
U.S. EPA ID Number: PAR000043026

7. Transporter 2 Company Name:
U.S. EPA ID Number:

8. Consignee Name and Site Address
Covanta Environmental Solutions LLC
2503 Fayetteville Street
Asheboro NC 27203 (336) 683-0911
Facility's Phone:
U.S. EPA ID Number: NCR000135384

HM	9. Shipping Name and Description	10. Containers No.	10. Containers Type	11. Total Quantity	12. Unit Wt./Vol.	
	1. Non-RCRA, Non-DOT Regulated Material	01	TT	5725	G	PLACARD? YES ☐ NO ☐ None
	2.					PLACARD? YES ☐ NO ☐
	3.					PLACARD? YES ☐ NO ☐
	4.					PLACARD? YES ☐ NO ☐

13. Special Handling Instructions and Additional Information
1 5005955 Petroleum Contact Water CWT: N/A PO#:

AS 39
Trailer # 34
Emergency Response Guide on board
Site arrival time 1300
Site departure time 1325
www.covanta.com

14. SHIPPER'S CERTIFICATION: I certify the materials are accurately described.
Shipper's/Offeror's Printed/Typed Name: Tim Moyer for Adam Harris @ CPC
Signature: T. L. Moyer
Month 02 Day 25 Year 22

15. International Shipments ☐ Import to U.S. ☐ Export from U.S. Port of entry/exit:
Transporter Signature (for exports only): Date leaving U.S.:

16. Transporter Acknowledgment of Receipt of Materials
Transporter 1 Printed/Typed Name: Jamie McNeill
Signature: Jamie McNeill
Month 02 Day 25 Year 22
Transporter 2 Printed/Typed Name:
Signature:
Month Day Year

17. Discrepancy
17a. Discrepancy Indication Space ☐ Quantity ☐ Type ☐ Residue ☐ Partial Rejection ☐ Full Rejection
Bill of Lading Reference Number:
17b. Alternate Consignee (or Shipper)
U.S. EPA ID Number
Facility's Phone:
17c. Signature of Alternate Consignee (or Shipper)
Month Day Year

18. Designated Receiving Facility Owner or Operator: Certification of receipt of materials covered by the bill of lading except as noted in Item 17a
Printed/Typed Name: Kalina Davis
Signature:
Month 2 Day 25 Year 22

SHIPPER
INT'L
TRANSPORTER
DESIGNATED CONSIGNEE

COVANTA
Environmental Solutions

Corporate Office
5300 N 33rd St. - Milwaukee, WI 53209
Phone: 800-842-9792 Fax: 414-461-3812

50260531

BILL OF LADING	1. Shipper ID Number	2. Page 1 of	3. Emergency Response Phone	4. Tracking Number
	NCVSQG		(800) 814-1204	CES 143702

5. Shipper's Name and Mailing Address
Colonial Pipeline Company
14108 Huntersville-Concord Road
Huntersvile North Carolina 28078
Shipper's Phone:

Shipper's Site Address (if different than mailing address)
Colonial Pipeline Company
14108 Huntersville-Concord Road
Huntersvile North Carolina 28078

6. Transporter 1 Company Name: Covanta Environmental Solutions
U.S. EPA ID Number: PAR000043026

7. Transporter 2 Company Name
U.S. EPA ID Number

8. Consignee Name and Site Address
Covanta Environmental Solutions LLC
2503 Fayetteville Street
Asheboro NC 27203 (336) 683-0911
Facility's Phone:
U.S. EPA ID Number: NCR000135384

HM	9. Shipping Name and Description	10. Containers No.	10. Containers Type	11. Total Quantity	12. Unit Wt./Vol.	
	1. Non-RCRA, Non-DOT Regulated Material	01	TT	5725	G	PLACARD? YES ☐ NO ☐ None
	2.					PLACARD? YES ☐ NO ☐
	3.					PLACARD? YES ☐ NO ☐
	4.					PLACARD? YES ☐ NO ☐

13. Special Handling Instructions and Additional Information
1 5005955 Petroleum Contact Water CWT: N/A PO#:

M35
Trailer # 34
Emergency Response Guide On-bo
Site arrival time 1020
Site departure time 1050
www.covanta.com

14. SHIPPER'S CERTIFICATION: I certify the materials are accurately described.
Shipper's/Offeror's Printed/Typed Name: Tim Moyer for Adam Harris with CPC
Signature: T. L. Moyer
Month 02 Day 25 Year 22

15. International Shipments ☐ Import to U.S. ☐ Export from U.S. Port of entry/exit:
Transporter Signature (for exports only): Date leaving U.S.:

16. Transporter Acknowledgment of Receipt of Materials
Transporter 1 Printed/Typed Name: Jamie Mewell
Signature: Jamie Mewell
Month 02 Day 25 Year 22
Transporter 2 Printed/Typed Name
Signature
Month Day Year

17. Discrepancy
17a. Discrepancy Indication Space ☐ Quantity ☐ Type ☐ Residue ☐ Partial Rejection ☐ Full Rejection
Bill of Lading Reference Number:
17b. Alternate Consignee (or Shipper)
U.S. EPA ID Number
Facility's Phone:
17c. Signature of Alternate Consignee (or Shipper)
Month Day Year

18. Designated Receiving Facility Owner or Operator: Certification of receipt of materials covered by the bill of lading except as noted in Item 17a
Printed/Typed Name: Mary Ferrell
Signature
Month 2 Day 25 Year 22

SHIPPER | INT'L | TRANSPORTER | DESIGNATED CONSIGNEE

COVANTA
Environmental Solutions

Corporate Office
5300 N 33rd St. - Milwaukee, WI 53209
Phone: 800-842-9792 Fax: 414-461-3812

SO260537

BILL OF LADING	1. Shipper ID Number	2. Page 1 of	3. Emergency Response Phone	4. Tracking Number
	NCVSQG		(800) 814-1204	CES 143686

SHIPPER

5. Shipper's Name and Mailing Address
Colonial Pipeline Company
14108 Huntersville-Concord Road
Huntersvile North Carolina 28078
Shipper's Phone:

Shipper's Site Address (if different than mailing address)
Colonial Pipeline Company
14108 Huntersville-Concord Road
Huntersvile North Carolina 28078

6. Transporter 1 Company Name: Covanta Environmental Solutions
U.S. EPA ID Number: PAR000043026

7. Transporter 2 Company Name:
U.S. EPA ID Number:

8. Consignee Name and Site Address
Covanta Environmental Solutions LLC
2503 Fayetteville Street
Asheboro NC 27203 (336) 683-0911
Facility's Phone:
U.S. EPA ID Number: NCR000135384

HM	9. Shipping Name and Description	10. Containers No.	10. Containers Type	11. Total Quantity	12. Unit Wt./Vol.	
	1. Non-RCRA, Non-DOT Regulated Material	01	TT	5125	C	PLACARD? YES ☐ NO ☐ None
	2.					PLACARD? YES ☐ NO ☐
	3.					PLACARD? YES ☐ NO ☐
	4.					PLACARD? YES ☐ NO ☐

13. Special Handling Instructions and Additional Information
1 5005955 Petroleum Contact Water CWT: N/A PO#:

RO-38
Trailer # 60
Emergency Response Guide on-b
Site arrival time 12:45
Site departure time 1:15
www.covanta.com

14. SHIPPER'S CERTIFICATION: I certify the materials are accurately described.

Shipper's/Offeror's Printed/Typed Name: Tim Moyer for Adam Harris @ CPC
Signature: T. L. Moyer
Month 2 Day 26 Year 22

INT'L

15. International Shipments ☐ Import to U.S. ☐ Export from U.S. Port of entry/exit:
Transporter Signature (for exports only): Date leaving U.S.:

TRANSPORTER

16. Transporter Acknowledgment of Receipt of Materials
Transporter 1 Printed/Typed Name: Charles Nutter
Signature: Charles Nutter
Month 2 Day 26 Year 22
Transporter 2 Printed/Typed Name:
Signature:
Month Day Year

DESIGNATED CONSIGNEE

17. Discrepancy
17a. Discrepancy Indication Space ☐ Quantity ☐ Type ☐ Residue ☐ Partial Rejection ☐ Full Rejection
Bill of Lading Reference Number:
17b. Alternate Consignee (or Shipper)
U.S. EPA ID Number
Facility's Phone:
17c. Signature of Alternate Consignee (or Shipper)
Month Day Year

18. Designated Receiving Facility Owner or Operator: Certification of receipt of materials covered by the bill of lading except as noted in Item 17a
Printed/Typed Name: Kaline Davis
Signature:
Month 2 Day 26 Year 22

COVANTA
Environmental Solutions

RD 42
TR 33

SO260539

Corporate Office
5300 N 33rd St. - Milwaukee, WI 53209
Phone: 800-842-9792 Fax: 414-461-3812

SHIPPER

BILL OF LADING	1. Shipper ID Number	2. Page 1 of	3. Emergency Response Phone	4. Tracking Number
	NCVSQG		(800) 814-1204	CES 143685

5. Shipper's Name and Mailing Address
Colonial Pipeline Company
14108 Huntersville-Concord Road
Huntersvile North Carolina 28078
Shipper's Phone:

Shipper's Site Address (if different than mailing address)
Colonial Pipeline Company
14108 Huntersville-Concord Road
Huntersvile North Carolina 28078

6. Transporter 1 Company Name: Covanta Environmental Solutions
U.S. EPA ID Number: PAR000043026

7. Transporter 2 Company Name
U.S. EPA ID Number

8. Consignee Name and Site Address
Covanta Environmental Solutions LLC
2503 Fayetteville Street
Asheboro NC 27203 (336) 683-0911
Facility's Phone:
U.S. EPA ID Number: NCR000135384

HM	9. Shipping Name and Description	10. Containers No.	10. Containers Type	11. Total Quantity	12. Unit Wt./Vol.	
	1. Non-RCRA, Non-DOT Regulated Material	1	TT	5,12T	6	PLACARD? YES ☐ NO ☐ None
	2.					PLACARD? YES ☐ NO ☐
	3.					PLACARD? YES ☐ NO ☐
	4.					PLACARD? YES ☐ NO ☐

13. Special Handling Instructions and Additional Information
1 5005955 Petroleum Contact Water CWT: N/A PO#:

Trailer # 33
Emergency Response Guide on-board
Site arrival time 1:10 PM
Site departure time
www.covanta.com

14. SHIPPER'S CERTIFICATION: I certify the materials are accurately described.
Shipper's/Offeror's Printed/Typed Name: Tim Moyer for Adam Harris @ CPC
Signature: T. L. Moyer
Month 2 Day 26 Year 22

INT'L

15. International Shipments ☐ Import to U.S. ☐ Export from U.S.
Port of entry/exit:
Transporter Signature (for exports only):
Date leaving U.S.:

TRANSPORTER

16. Transporter Acknowledgment of Receipt of Materials
Transporter 1 Printed/Typed Name: Joe Hunsucker
Signature:
Month 2 Day 26 Year 22
Transporter 2 Printed/Typed Name
Signature
Month Day Year

DESIGNATED CONSIGNEE

17. Discrepancy
17a. Discrepancy Indication Space ☐ Quantity ☐ Type ☐ Residue ☐ Partial Rejection ☐ Full Rejection
Bill of Lading Reference Number:
17b. Alternate Consignee (or Shipper)
U.S. EPA ID Number
Facility's Phone:
17c. Signature of Alternate Consignee (or Shipper)
Month Day Year

18. Designated Receiving Facility Owner or Operator: Certification of receipt of materials covered by the bill of lading except as noted in Item 17a
Printed/Typed Name: Kaline Davis
Signature:
Month 2 Day 26 Year 22

COVANTA
Environmental Solutions

SO260538

Corporate Office
5300 N 33rd St. - Milwaukee, WI 53209
Phone: 800-842-9792 Fax: 414-461-3812

BILL OF LADING

1. Shipper ID Number: NCVSQG
2. Page 1 of
3. Emergency Response Phone: (800) 814-1204
4. Tracking Number: **CES** 143684

5. Shipper's Name and Mailing Address
Colonial Pipeline Company
14108 Huntersville-Concord Road
Huntersvile North Carolina 28078
Shipper's Phone:

Shipper's Site Address (if different than mailing address)
Colonial Pipeline Company
14108 Huntersville-Concord Road
Huntersvile North Carolina 28078

6. Transporter 1 Company Name: Covanta Environmental Solutions
U.S. EPA ID Number: PAR000043026

7. Transporter 2 Company Name
U.S. EPA ID Number

8. Consignee Name and Site Address
Covanta Environmental Solutions LLC
2503 Fayetteville Street
Asheboro NC 27203 (336) 683-0911
Facility's Phone:
U.S. EPA ID Number: NCR000135384

HM	9. Shipping Name and Description	10. Containers No.	10. Containers Type	11. Total Quantity	12. Unit Wt./Vol.	
	1. Non-RCRA, Non-DOT Regulated Material	01	TT	5725	G	PLACARD? None YES ☐ NO ☐
	2.					PLACARD? YES ☐ NO ☐
	3.					PLACARD? YES ☐ NO ☐
	4.					PLACARD? YES ☐ NO ☐

13. Special Handling Instructions and Additional Information
1 5005955 Petroleum Contact Water CWT: N/A PO#:

M034
Trailer # 34
Emergency Response Guide On-b
Site arrival time 1140
Site departure time 1210
www.covanta.com

14. SHIPPER'S CERTIFICATION: I certify the materials are accurately described.
Shipper's/Offeror's Printed/Typed Name: Tim Moyer for Adam Harris @ CFC
Signature: S. L. Moyer
Month 02 Day 26 Year 22

INT'L
15. International Shipments ☐ Import to U.S. ☐ Export from U.S. Port of entry/exit:
Transporter Signature (for exports only): Date leaving U.S.:

TRANSPORTER
16. Transporter Acknowledgment of Receipt of Materials
Transporter 1 Printed/Typed Name: Jamie Mercer
Signature: Jamie Mercer
Month 02 Day 26 Year 22
Transporter 2 Printed/Typed Name
Signature
Month Day Year

DESIGNATED CONSIGNEE
17. Discrepancy
17a. Discrepancy Indication Space ☐ Quantity ☐ Type ☐ Residue ☐ Partial Rejection ☐ Full Rejection
Bill of Lading Reference Number:
17b. Alternate Consignee (or Shipper)
U.S. EPA ID Number
Facility's Phone:
17c. Signature of Alternate Consignee (or Shipper)
Month Day Year

18. Designated Receiving Facility Owner or Operator: Certification of receipt of materials covered by the bill of lading except as noted in Item 17a
Printed/Typed Name: Kaline Davis
Signature:
Month 2 Day 26 Year 22

COVANTA
Environmental Solutions

RD 42
TR 33

SO260536

Corporate Office
5300 N 33rd St. - Milwaukee, WI 53209
Phone: 800-842-9792 Fax: 414-461-3812

SHIPPER

BILL OF LADING	1. Shipper ID Number	2. Page 1 of	3. Emergency Response Phone	4. Tracking Number
	NCVSQG		(800) 814-1204	CES 143683

5. Shipper's Name and Mailing Address
Colonial Pipeline Company
14108 Huntersville-Concord Road
Huntersvile North Carolina 28078
Shipper's Phone:

Shipper's Site Address (if different than mailing address)
Colonial Pipeline Company
14108 Huntersville-Concord Road
Huntersvile North Carolina 28078

6. Transporter 1 Company Name: Covanta Environmental Solutions
U.S. EPA ID Number: PAR000043026

7. Transporter 2 Company Name:
U.S. EPA ID Number:

8. Consignee Name and Site Address
Covanta Environmental Solutions LLC
2503 Fayetteville Street
Asheboro NC 27203 (336) 683-0911
Facility's Phone:
U.S. EPA ID Number: NCR000135384

HM	9. Shipping Name and Description	10. Containers No.	10. Containers Type	11. Total Quantity	12. Unit Wt./Vol.	
	1. Non-RCRA, Non-DOT Regulated Material	1	TT	5,125	G	PLACARD? None YES ☐ NO ☐
	2.					PLACARD? YES ☐ NO ☐
	3.					PLACARD? YES ☐ NO ☐
	4.					PLACARD? YES ☐ NO ☐

13. Special Handling Instructions and Additional Information
1 5005955 Petroleum Contact Water CWT: N/A PO#:

Trailer # 33
Emergency Response Guide On-b
Site arrival time 8:45
Site departure time 9:10
www.covanta.com

14. SHIPPER'S CERTIFICATION: I certify the materials are accurately described.

Shipper's/Offeror's Printed/Typed Name: Tim Moyer for Adam Harris@CPC
Signature: T.L. Moyer
Month 2 Day 26 Year 22

INT'L

15. International Shipments ☐ Import to U.S. ☐ Export from U.S.
Port of entry/exit:
Transporter Signature (for exports only):
Date leaving U.S.:

TRANSPORTER

16. Transporter Acknowledgment of Receipt of Materials

Transporter 1 Printed/Typed Name: Jose Henriquez
Signature:
Month 2 Day 26 Year 22

Transporter 2 Printed/Typed Name:
Signature:
Month Day Year

DESIGNATED CONSIGNEE

17. Discrepancy

17a. Discrepancy Indication Space ☐ Quantity ☐ Type ☐ Residue ☐ Partial Rejection ☐ Full Rejection

Bill of Lading Reference Number:

17b. Alternate Consignee (or Shipper)
U.S. EPA ID Number
Facility's Phone:

17c. Signature of Alternate Consignee (or Shipper)
Month Day Year

18. Designated Receiving Facility Owner or Operator: Certification of receipt of materials covered by the bill of lading except as noted in Item 17a

Printed/Typed Name: KalineDavis
Signature:
Month 2 Day 26 Year 22

COVANTA
Environmental Solutions

Corporate Office
5300 N 33rd St. - Milwaukee, WI 53209
Phone: 800-842-9792 Fax: 414-461-3812

SO260534

BILL OF LADING	1. Shipper ID Number	2. Page 1 of	3. Emergency Response Phone	4. Tracking Number
	NCVSQG		(800) 814-1204	CES 143682

5. Shipper's Name and Mailing Address
Colonial Pipeline Company
14108 Huntersville-Concord Road
Huntersvile North Carolina 28078
Shipper's Phone:

Shipper's Site Address (if different than mailing address)
Colonial Pipeline Company
14108 Huntersville-Concord Road
Huntersvile North Carolina 28078

6. Transporter 1 Company Name: Covanta Environmental Solutions
U.S. EPA ID Number: PAR000043026

7. Transporter 2 Company Name:
U.S. EPA ID Number:

8. Consignee Name and Site Address
Covanta Environmental Solutions LLC
2503 Fayetteville Street
Asheboro NC 27203 (336) 683-0911
Facility's Phone:
U.S. EPA ID Number: NCR000135384

HM	9. Shipping Name and Description	10. Containers No.	10. Containers Type	11. Total Quantity	12. Unit Wt./Vol.	
	1. Non-RCRA, Non-DOT Regulated Material	01	TT	5125	G	PLACARD? YES ☐ NO ☐ None
	2.					PLACARD? YES ☐ NO ☐
	3.					PLACARD? YES ☐ NO ☐
	4.					PLACARD? YES ☐ NO ☐

13. Special Handling Instructions and Additional Information
1 5005955 Petroleum Contact Water CWT: N/A PO#:

RD-38
Trailer # 60
Emergency Response Guidebook-ba
Site arrival time 7:25
Site departure time 8:30
www.covanta.com

14. SHIPPER'S CERTIFICATION: I certify the materials are accurately described.
Shipper's/Offeror's Printed/Typed Name: Tim Moyer for Adam Harris @ CPC
Signature: T. L. Moyer
Month Day Year: 2 26 22

INT'L
15. International Shipments ☐ Import to U.S. ☐ Export from U.S. Port of entry/exit:
Transporter Signature (for exports only): Date leaving U.S.:

TRANSPORTER
16. Transporter Acknowledgment of Receipt of Materials
Transporter 1 Printed/Typed Name: Charles Nutter
Signature: Charles Nutter
Month Day Year: 2 26 22
Transporter 2 Printed/Typed Name:
Signature:
Month Day Year:

DESIGNATED CONSIGNEE
17. Discrepancy
17a. Discrepancy Indication Space ☐ Quantity ☐ Type ☐ Residue ☐ Partial Rejection ☐ Full Rejection
Bill of Lading Reference Number:
17b. Alternate Consignee (or Shipper)
U.S. EPA ID Number
Facility's Phone:
17c. Signature of Alternate Consignee (or Shipper)
Month Day Year

18. Designated Receiving Facility Owner or Operator: Certification of receipt of materials covered by the bill of lading except as noted in Item 17a
Printed/Typed Name: Kaline Davis
Signature:
Month Day Year: 2 26 22

COVANTA
Environmental Solutions

SO260535

Corporate Office
5300 N 33rd St. - Milwaukee, WI 53209
Phone: 800-842-9792 Fax: 414-461-3812

BILL OF LADING

1. Shipper ID Number: NCVSQG
2. Page 1 of
3. Emergency Response Phone: (800) 814-1204
4. Tracking Number: **CES 143681**

5. Shipper's Name and Mailing Address
Colonial Pipeline Company
14108 Huntersville-Concord Road
Huntersvile North Carolina 28078
Shipper's Phone:

Shipper's Site Address (if different than mailing address)
Colonial Pipeline Company
14108 Huntersville-Concord Road
Huntersvile North Carolina 28078

6. Transporter 1 Company Name: Covanta Environmental Solutions
U.S. EPA ID Number: PAR000043026

7. Transporter 2 Company Name
U.S. EPA ID Number

8. Consignee Name and Site Address
Covanta Environmental Solutions LLC
2503 Fayetteville Street
Asheboro NC 27203 (336) 683-0911
Facility's Phone:
U.S. EPA ID Number: NCR000135384

SHIPPER

HM	9. Shipping Name and Description	10. Containers No.	10. Containers Type	11. Total Quantity	12. Unit Wt./Vol.	
	1. Non-RCRA, Non-DOT Regulated Material	01	TT	5725	G	PLACARD? YES ☐ NO ☐ None
	2.					PLACARD? YES ☐ NO ☐
	3.					PLACARD? YES ☐ NO ☐
	4.					PLACARD? YES ☐ NO ☐

13. Special Handling Instructions and Additional Information
1 5005955 Petroleum Contact Water CWT: N/A PO#:

Trailer # 1039 34
Emergency Response Guide On-b
Site arrival time 0225
Site departure time 0230
www.covanta.com

14. SHIPPER'S CERTIFICATION: I certify the materials are accurately described.
Shipper's/Offeror's Printed/Typed Name: Tim Moyer for Adam Harris @ CPC
Signature: T. L. Moyer
Month 02 Day 22 Year 22

INT'L
15. International Shipments ☐ Import to U.S. ☐ Export from U.S. Port of entry/exit:
Transporter Signature (for exports only): Date leaving U.S.:

TRANSPORTER
16. Transporter Acknowledgment of Receipt of Materials
Transporter 1 Printed/Typed Name: Diane Mazelle
Signature: Diane Mazelle
Month 02 Day 22 Year 22
Transporter 2 Printed/Typed Name
Signature
Month Day Year

DESIGNATED CONSIGNEE
17. Discrepancy
17a. Discrepancy Indication Space ☐ Quantity ☐ Type ☐ Residue ☐ Partial Rejection ☐ Full Rejection
Bill of Lading Reference Number:
17b. Alternate Consignee (or Shipper)
U.S. EPA ID Number
Facility's Phone:
17c. Signature of Alternate Consignee (or Shipper)
Month Day Year

18. Designated Receiving Facility Owner or Operator: Certification of receipt of materials covered by the bill of lading except as noted in Item 17a
Printed/Typed Name: Kaline Davis
Signature
Month 2 Day 22 Year 22

COVANTA
Environmental Solutions

Corporate Office
5300 N 33rd St. - Milwaukee, WI 53209
Phone: 800-842-9792 Fax: 414-461-3812

SO260416

BILL OF LADING	1. Shipper ID Number	2. Page 1 of	3. Emergency Response Phone	4. Tracking Number
	NCVSQG	1	(800) 814-1204	CES 143675

SHIPPER

5. Shipper's Name and Mailing Address
Colonial Pipeline Company
14108 Huntersville-Concord Road
Huntersvile North Carolina 28078
Shipper's Phone:

Shipper's Site Address (if different than mailing address)
Colonial Pipeline Company
14108 Huntersville-Concord Road
Huntersvile North Carolina 28078

6. Transporter 1 Company Name: Covanta Environmental Solutions
U.S. EPA ID Number: PAR000043026

7. Transporter 2 Company Name:
U.S. EPA ID Number:

8. Consignee Name and Site Address
Covanta Environmental Solutions LLC
2503 Fayetteville Street
Asheboro NC 27203 (336) 683-0911
Facility's Phone:
U.S. EPA ID Number: NCR000135384

HM	9. Shipping Name and Description	10. Containers No.	10. Containers Type	11. Total Quantity	12. Unit Wt./Vol.	
	1. Non-RCRA, Non-DOT Regulated Material	1	TT	5125	G	PLACARD? YES ☐ NO ☑ None
	2.					PLACARD? YES ☐ NO ☐
	3.					PLACARD? YES ☐ NO ☐
	4.					PLACARD? YES ☐ NO ☐

13. Special Handling Instructions and Additional Information
1 5005955 Petroleum Contact Water CWT: N/A PO#:

RD39 Trailer # 34
Emergency Response Guide (in-b
Site arrival time 12:30
Site departure time 1:20
www.covanta.com

14. SHIPPER'S CERTIFICATION: I certify the materials are accurately described.

Shipper's/Offeror's Printed/Typed Name: Tim Moyer For Adam Harris @ CPC
Signature: T. L. Moyer
Month 2 Day 27 Year 22

INT'L

15. International Shipments ☐ Import to U.S. ☐ Export from U.S. Port of entry/exit:
Transporter Signature (for exports only): Date leaving U.S.:

TRANSPORTER

16. Transporter Acknowledgment of Receipt of Materials
Transporter 1 Printed/Typed Name: James Prather
Signature:
Month 2 Day 27 Year 22
Transporter 2 Printed/Typed Name:
Signature:
Month Day Year

DESIGNATED CONSIGNEE

17. Discrepancy
17a. Discrepancy Indication Space ☐ Quantity ☐ Type ☐ Residue ☐ Partial Rejection ☐ Full Rejection
Bill of Lading Reference Number:
17b. Alternate Consignee (or Shipper)
U.S. EPA ID Number
Facility's Phone:
17c. Signature of Alternate Consignee (or Shipper)
Month Day Year

18. Designated Receiving Facility Owner or Operator: Certification of receipt of materials covered by the bill of lading except as noted in Item 17a
Printed/Typed Name: Kaline Davis
Signature:
Month 2 Day 27 Year 22

COVANTA
Environmental Solutions

38/60

50260414

Corporate Office
5300 N 33rd St. - Milwaukee, WI 53209
Phone: 800-842-9792 Fax: 414-461-3812

BILL OF LADING

1. Shipper ID Number: NCVSQG
2. Page 1 of
3. Emergency Response Phone: (800) 814-1204
4. Tracking Number: **CES** 143677

5. Shipper's Name and Mailing Address
Colonial Pipeline Company
14108 Huntersville-Concord Road
Huntersvile North Carolina 28078
Shipper's Phone:

Shipper's Site Address (if different than mailing address)
Colonial Pipeline Company
14108 Huntersville-Concord Road
Huntersvile North Carolina 28078

6. Transporter 1 Company Name: Covanta Environmental Solutions
U.S. EPA ID Number: PAR000043026

7. Transporter 2 Company Name:
U.S. EPA ID Number:

8. Consignee Name and Site Address
Covanta Environmental Solutions LLC
2503 Fayetteville Street
Asheboro NC 27203 (336) 683-0911
Facility's Phone:
U.S. EPA ID Number: NCR000135384

HM	9. Shipping Name and Description	10. Containers No.	10. Containers Type	11. Total Quantity	12. Unit Wt./Vol.	
	1. Non-RCRA, Non-DOT Regulated Material	1	TT	5125	G	PLACARD? YES ☐ NO ☐ None
	2.					PLACARD? YES ☐ NO ☐
	3.					PLACARD? YES ☐ NO ☐
	4.					PLACARD? YES ☐ NO ☐

13. Special Handling Instructions and Additional Information
1 5005955 Petroleum Contact Water CWT: N/A PO#:

Trailer #____
Emergency Response Guide On-be
Site arrival time 11:50
Site departure time 1210
www.covanta.com

14. SHIPPER'S CERTIFICATION: I certify the materials are accurately described.
Shipper's/Offeror's Printed/Typed Name: Tim Moyer for Adam Harris @ CPC
Signature: T. L. Moyer
Month 2 Day 27 Year 22

15. International Shipments ☐ Import to U.S. ☐ Export from U.S. Port of entry/exit:
Transporter Signature (for exports only): Date leaving U.S.:

16. Transporter Acknowledgment of Receipt of Materials
Transporter 1 Printed/Typed Name: Bobby Jarrett
Signature: Bobby Jarrett
Month 2 Day 27 Year 22
Transporter 2 Printed/Typed Name:
Signature:
Month Day Year

17. Discrepancy
17a. Discrepancy Indication Space ☐ Quantity ☐ Type ☐ Residue ☐ Partial Rejection ☐ Full Rejection
Bill of Lading Reference Number:
17b. Alternate Consignee (or Shipper)
U.S. EPA ID Number
Facility's Phone:
17c. Signature of Alternate Consignee (or Shipper)
Month Day Year

18. Designated Receiving Facility Owner or Operator: Certification of receipt of materials covered by the bill of lading except as noted in Item 17a
Printed/Typed Name: Kaline Davis
Signature:
Month 2 Day 27 Year 22

SHIPPER | INT'L | TRANSPORTER | DESIGNATED CONSIGNEE

COVANTA
Environmental Solutions

SO260412

Corporate Office
5300 N 33rd St. - Milwaukee, WI 53209
Phone: 800-842-9792 Fax: 414-461-3812

BILL OF LADING

1. Shipper ID Number: NCVSQG
2. Page 1 of 1
3. Emergency Response Phone: (800) 814-1204
4. Tracking Number: CES 143676

5. Shipper's Name and Mailing Address
Colonial Pipeline Company
14108 Huntersville-Concord Road
Huntersvile North Carolina 28078
Shipper's Phone:

Shipper's Site Address (if different than mailing address)
Colonial Pipeline Company
14108 Huntersville-Concord Road
Huntersvile North Carolina 28078

6. Transporter 1 Company Name: Covanta Environmental Solutions
U.S. EPA ID Number: PAR000043026

7. Transporter 2 Company Name:
U.S. EPA ID Number:

8. Consignee Name and Site Address
Covanta Environmental Solutions LLC
2503 Fayetteville Street
Asheboro NC 27203 (336) 683-0911
Facility's Phone:
U.S. EPA ID Number: NCR000135384

HM	9. Shipping Name and Description	10. Containers No.	10. Containers Type	11. Total Quantity	12. Unit Wt./Vol.	
	1. Non-RCRA, Non-DOT Regulated Material	1	TT	5125	G	PLACARD? YES ☐ NO ☐ None
	2.					PLACARD? YES ☐ NO ☐
	3.					PLACARD? YES ☐ NO ☐
	4.					PLACARD? YES ☐ NO ☐

13. Special Handling Instructions and Additional Information
1 5005955 Petroleum Contact Water CWT: N/A PO#:

RD 39

Trailer # 34
Emergency Response Guide On-b
Site arrival time 8:20
Site departure time 8:45
www.covanta.com

14. SHIPPER'S CERTIFICATION: I certify the materials are accurately described.
Shipper's/Offeror's Printed/Typed Name: Tim Moyer for Adam Harris @ CPC
Signature: T. L. Moyer
Month 2 Day 27 Year 22

INT'L
15. International Shipments ☐ Import to U.S. ☐ Export from U.S. Port of entry/exit:
Transporter Signature (for exports only): Date leaving U.S.:

TRANSPORTER
16. Transporter Acknowledgment of Receipt of Materials
Transporter 1 Printed/Typed Name: James Prather
Signature:
Month 2 Day 27 Year 22
Transporter 2 Printed/Typed Name:
Signature:
Month Day Year

DESIGNATED CONSIGNEE
17. Discrepancy
17a. Discrepancy Indication Space ☐ Quantity ☐ Type ☐ Residue ☐ Partial Rejection ☐ Full Rejection
Bill of Lading Reference Number:
17b. Alternate Consignee (or Shipper)
U.S. EPA ID Number
Facility's Phone:
17c. Signature of Alternate Consignee (or Shipper)
Month Day Year

18. Designated Receiving Facility Owner or Operator: Certification of receipt of materials covered by the bill of lading except as noted in Item 17a
Printed/Typed Name: Kalina Davis
Signature:
Month 2 Day 27 Year 22

COVANTA
Environmental Solutions

38/60

SO260410

Corporate Office
5300 N 33rd St. - Milwaukee, WI 53209
Phone: 800-842-9792 Fax: 414-461-3812

BILL OF LADING

1. Shipper ID Number: NCVSQG
2. Page 1 of
3. Emergency Response Phone: (800) 814-1204
4. Tracking Number: CES 143680

5. Shipper's Name and Mailing Address
Colonial Pipeline Company
14108 Huntersville-Concord Road
Huntersvile North Carolina 28078
Shipper's Phone:

Shipper's Site Address (if different than mailing address)
Colonial Pipeline Company
14108 Huntersville-Concord Road
Huntersvile North Carolina 28078

6. Transporter 1 Company Name: Covanta Environmental Solutions
U.S. EPA ID Number: PAR000043026

7. Transporter 2 Company Name:
U.S. EPA ID Number:

8. Consignee Name and Site Address
Covanta Environmental Solutions LLC
2503 Fayetteville Street
Asheboro NC 27203 (336) 683-0911
Facility's Phone:
U.S. EPA ID Number: NCR000135384

HM	9. Shipping Name and Description	10. Containers No.	10. Containers Type	11. Total Quantity	12. Unit Wt./Vol.	
	1. Non-RCRA, Non-DOT Regulated Material	1	JT	5125	G	PLACARD? YES ☐ NO ☐ None
	2.					PLACARD? YES ☐ NO ☐
	3.					PLACARD? YES ☐ NO ☐
	4.					PLACARD? YES ☐ NO ☐

13. Special Handling Instructions and Additional Information

1 5005955 Petroleum Contact Water CWT: N/A PO#:

Trailer #_____
Emergency Response Guide On-be
Site arrival time 720
Site departure time 750
www.covanta.com

14. SHIPPER'S CERTIFICATION: I certify the materials are accurately described.

Shipper's/Offeror's Printed/Typed Name: Mower for Adam Harris @ CPC
Signature: J.L. Mower
Month 2 Day 27 Year 22

15. International Shipments ☐ Import to U.S. ☐ Export from U.S. Port of entry/exit:
Transporter Signature (for exports only): Date leaving U.S.:

16. Transporter Acknowledgment of Receipt of Materials

Transporter 1 Printed/Typed Name: Bobby Jarrett
Signature: Bobby Jarrett
Month 2 Day 27 Year 22

Transporter 2 Printed/Typed Name:
Signature:
Month Day Year

17. Discrepancy

17a. Discrepancy Indication Space ☐ Quantity ☐ Type ☐ Residue ☐ Partial Rejection ☐ Full Rejection

Bill of Lading Reference Number:

17b. Alternate Consignee (or Shipper)
U.S. EPA ID Number
Facility's Phone:

17c. Signature of Alternate Consignee (or Shipper)
Month Day Year

18. Designated Receiving Facility Owner or Operator: Certification of receipt of materials covered by the bill of lading except as noted in Item 17a

Printed/Typed Name: Kaline Davis
Signature:
Month 2 Day 27 Year 22

SHIPPER | INT'L | TRANSPORTER | DESIGNATED CONSIGNEE

COVANTA
Environmental Solutions

38/60

SO260542

Corporate Office
5300 N 33rd St. - Milwaukee, WI 53209
Phone: 800-842-9792 Fax: 414-461-3812

BILL OF LADING

1. Shipper ID Number: NCVSQG
2. Page 1 of
3. Emergency Response Phone: (800) 814-1204
4. Tracking Number: CES 143666

5. Shipper's Name and Mailing Address
Colonial Pipeline Company
14108 Huntersville-Concord Road
Huntersville North Carolina 28078
Shipper's Phone:

Shipper's Site Address (if different than mailing address)
Colonial Pipeline Company
14108 Huntersville-Concord Road
Huntersville North Carolina 28078

6. Transporter 1 Company Name: Covanta Environmental Solutions
U.S. EPA ID Number: PAR000043026

7. Transporter 2 Company Name:
U.S. EPA ID Number:

8. Consignee Name and Site Address
Covanta Environmental Solutions LLC
2503 Fayetteville Street
Asheboro NC 27203 (336) 683-0911
Facility's Phone:
U.S. EPA ID Number: NCR000135384

HM	9. Shipping Name and Description	10. Containers No.	10. Containers Type	11. Total Quantity	12. Unit Wt./Vol.	
	1. Non-RCRA, Non-DOT Regulated Material	1	TT	5002	G	PLACARD? YES ☐ NO ☐ None
	2.					PLACARD? YES ☐ NO ☐
	3.					PLACARD? YES ☐ NO ☐
	4.					PLACARD? YES ☐ NO ☐

13. Special Handling Instructions and Additional Information
1 5005955 Petroleum Contact Water CWT: N/A PO#:

Trailer #_____
Emergency Response Guide On-b
Site arrival time 8:10
Site departure time 9:15
www.covanta.com

14. SHIPPER'S CERTIFICATION: I certify the materials are accurately described.
Shipper's/Offeror's Printed/Typed Name: Tim Moyer for Adam Harris @ CPC
Signature: T.L. Moyer
Month 2 Day 28 Year 22

INT'L
15. International Shipments ☐ Import to U.S. ☐ Export from U.S. Port of entry/exit:
Transporter Signature (for exports only): Date leaving U.S.:

TRANSPORTER
16. Transporter Acknowledgment of Receipt of Materials
Transporter 1 Printed/Typed Name: Bobby Jarrett
Signature: Bobby Jarrett
Month 2 Day 28 Year 22
Transporter 2 Printed/Typed Name:
Signature:
Month Day Year

DESIGNATED CONSIGNEE
17. Discrepancy
17a. Discrepancy Indication Space ☐ Quantity ☐ Type ☐ Residue ☐ Partial Rejection ☐ Full Rejection
Bill of Lading Reference Number:
17b. Alternate Consignee (or Shipper)
U.S. EPA ID Number
Facility's Phone:
17c. Signature of Alternate Consignee (or Shipper)
Month Day Year

18. Designated Receiving Facility Owner or Operator: Certification of receipt of materials covered by the bill of lading except as noted in Item 17a
Printed/Typed Name: Johnny Ferrell
Signature: Johnny Ferrell
Month 2 Day 28 Year 22

COVANTA
Environmental Solutions

Corporate Office
5300 N 33rd St. - Milwaukee, WI 53209
Phone: 800-842-9792 Fax: 414-461-3812

SQ260543

BILL OF LADING	1. Shipper ID Number	2. Page 1 of	3. Emergency Response Phone	4. Tracking Number
	NCVSQG		(800) 814-1204	CES 143664

5. Shipper's Name and Mailing Address
Colonial Pipeline Company
14108 Huntersville-Concord Road
Huntersville North Carolina 28078
Shipper's Phone:

Shipper's Site Address (if different than mailing address)
Colonial Pipeline Company
14108 Huntersville-Concord Road
Huntersville North Carolina 28078

6. Transporter 1 Company Name: Covanta Environmental Solutions
U.S. EPA ID Number: PAR000043026

7. Transporter 2 Company Name
U.S. EPA ID Number

8. Consignee Name and Site Address
Covanta Environmental Solutions LLC
2503 Fayetteville Street
Asheboro NC 27203 (336) 683-0911
Facility's Phone:
U.S. EPA ID Number: NCR000135384

HM	9. Shipping Name and Description	10. Containers No.	10. Containers Type	11. Total Quantity	12. Unit Wt./Vol.	
	1. Non-RCRA, Non-DOT Regulated Material	01	TT	5051	G	PLACARD? YES ☐ NO ☐
	2.					PLACARD? YES ☐ NO ☐
	3.					PLACARD? YES ☐ NO ☐
	4.					PLACARD? YES ☐ NO ☐

13. Special Handling Instructions and Additional Information
1 5005955 Petroleum Contact Water CWT: N/A PO#:

ND35
Trailer #34
Emergency Response Guide On-board
Site arrival time 1255
Site departure time 1340
www.covanta.com

14. SHIPPER'S CERTIFICATION: I certify the materials are accurately described.
Shipper's/Offeror's Printed/Typed Name: Tim Moyer for Adam Harris@CPC
Signature: T. F. Moyer
Month 02 Day 28 Year 22

15. International Shipments ☐ Import to U.S. ☐ Export from U.S. Port of entry/exit:
Transporter Signature (for exports only): Date leaving U.S.:

16. Transporter Acknowledgment of Receipt of Materials
Transporter 1 Printed/Typed Name: Danc Morell
Signature: Danc Morell
Month 02 Day 28 Year 22
Transporter 2 Printed/Typed Name
Signature
Month Day Year

17. Discrepancy
17a. Discrepancy Indication Space ☐ Quantity ☐ Type ☐ Residue ☐ Partial Rejection ☐ Full Rejection
Bill of Lading Reference Number:

17b. Alternate Consignee (or Shipper)
U.S. EPA ID Number
Facility's Phone:

17c. Signature of Alternate Consignee (or Shipper)
Month Day Year

18. Designated Receiving Facility Owner or Operator: Certification of receipt of materials covered by the bill of lading except as noted in Item 17a
Printed/Typed Name: Sherry Ferrell
Signature: Sherry Ferrell
Month 2 Day 28 Year 22

SHIPPER — INT'L — TRANSPORTER — DESIGNATED CONSIGNEE

COVANTA
Environmental Solutions

SO260541

Corporate Office
5300 N 33rd St. - Milwaukee, WI 53209
Phone: 800-842-9792 Fax: 414-461-3812

BILL OF LADING

1. Shipper ID Number: NCVSQG
2. Page 1 of
3. Emergency Response Phone: (800) 814-1204
4. Tracking Number: CES 143665

5. Shipper's Name and Mailing Address
Colonial Pipeline Company
14108 Huntersville-Concord Road
Huntersvile North Carolina 28078
Shipper's Phone:

Shipper's Site Address (if different than mailing address)
Colonial Pipeline Company
14108 Huntersville-Concord Road
Huntersvile North Carolina 28078

6. Transporter 1 Company Name: Covanta Environmental Solutions
U.S. EPA ID Number: PAR000043026

7. Transporter 2 Company Name
U.S. EPA ID Number

8. Consignee Name and Site Address
Covanta Environmental Solutions LLC
2503 Fayetteville Street
Asheboro NC 27203 (336) 683-0911
Facility's Phone:
U.S. EPA ID Number: NCR000135384

HM	9. Shipping Name and Description	10. Containers No.	10. Containers Type	11. Total Quantity	12. Unit Wt./Vol.	
	1. Non-RCRA, Non-DOT Regulated Material	01	TT	5725	G	PLACARD? None YES ☐ NO ☐
	2.					PLACARD? YES ☐ NO ☐
	3.					PLACARD? YES ☐ NO ☐
	4.					PLACARD? YES ☐ NO ☐

13. Special Handling Instructions and Additional Information
1 5005955 Petroleum Contact Water CWT: N/A PO#:

N039/34
Trailer #
Emergency Response Guide On-b
Site arrival time 0725
Site departure time 0810
www.covanta.com

14. SHIPPER'S CERTIFICATION: I certify the materials are accurately described.
Shipper's/Offeror's Printed/Typed Name: Tim Moyer for Adam Harris @ CPC
Signature: T. L. Moyer
Month Day Year: 02 28 22

15. International Shipments ☐ Import to U.S. ☐ Export from U.S. Port of entry/exit:
Transporter Signature (for exports only): Date leaving U.S.:

16. Transporter Acknowledgment of Receipt of Materials
Transporter 1 Printed/Typed Name: Daniel McNeill
Signature: Daniel McNeill
Month Day Year: 02 28 22
Transporter 2 Printed/Typed Name
Signature
Month Day Year

17. Discrepancy
17a. Discrepancy Indication Space ☐ Quantity ☐ Type ☐ Residue ☐ Partial Rejection ☐ Full Rejection
Bill of Lading Reference Number:
17b. Alternate Consignee (or Shipper)
U.S. EPA ID Number
Facility's Phone:
17c. Signature of Alternate Consignee (or Shipper)
Month Day Year

18. Designated Receiving Facility Owner or Operator: Certification of receipt of materials covered by the bill of lading except as noted in Item 17a
Printed/Typed Name: Kaline Davis
Signature
Month Day Year: 2 28 22

SHIPPER | INT'L | TRANSPORTER | DESIGNATED CONSIGNEE

COVANTA
Environmental Solutions

38/60

SO260546

Corporate Office
5300 N 33rd St. - Milwaukee, WI 53209
Phone: 800-842-9792 Fax: 414-461-3812

BILL OF LADING

1. Shipper ID Number: NCVSQG
2. Page 1 of
3. Emergency Response Phone: (800) 814-1204
4. Tracking Number: **CES 143669**

5. Shipper's Name and Mailing Address
Colonial Pipeline Company
14108 Huntersville-Concord Road
Huntersvile North Carolina 28078
Shipper's Phone:

Shipper's Site Address (if different than mailing address)
Colonial Pipeline Company
14108 Huntersville-Concord Road
Huntersvile North Carolina 28078

6. Transporter 1 Company Name: Covanta Environmental Solutions
U.S. EPA ID Number: PAR000043026

7. Transporter 2 Company Name
U.S. EPA ID Number

8. Consignee Name and Site Address
Covanta Environmental Solutions LLC
2503 Fayetteville Street
Asheboro NC 27203 (336) 683-0911
Facility's Phone:
U.S. EPA ID Number: NCR000135384

HM	9. Shipping Name and Description	10. Containers No.	10. Containers Type	11. Total Quantity	12. Unit Wt./Vol.	
	1. Non-RCRA, Non-DOT Regulated Material	1	TT	5000 ~~[illegible]~~	G	PLACARD? None YES ☐ NO ☐
	2.					PLACARD? YES ☐ NO ☐
	3.					PLACARD? YES ☐ NO ☐
	4.					PLACARD? YES ☐ NO ☐

13. Special Handling Instructions and Additional Information

1 5005955 Petroleum Contact Water CWT: N/A PO#:

Trailer #:
Emergency Response Guide (in-b
Site arrival time 1:45
Site departure time 2:20
www.covanta.com

14. SHIPPER'S CERTIFICATION: I certify the materials are accurately described.

Shipper's/Offeror's Printed/Typed Name: Tim Moyer for Adam Harris @ CPC
Signature: T. L. Moyer
Month 2 Day 28 Year 22

15. International Shipments ☐ Import to U.S. ☐ Export from U.S. Port of entry/exit:
Transporter Signature (for exports only): Date leaving U.S.:

16. Transporter Acknowledgment of Receipt of Materials

Transporter 1 Printed/Typed Name: Bobby Jarrett
Signature: Bobby Jarrett
Month 2 Day 28 Year 22

Transporter 2 Printed/Typed Name
Signature
Month Day Year

17. Discrepancy

17a. Discrepancy Indication Space ☐ Quantity ☐ Type ☐ Residue ☐ Partial Rejection ☐ Full Rejection

Bill of Lading Reference Number:

17b. Alternate Consignee (or Shipper)
U.S. EPA ID Number
Facility's Phone:

17c. Signature of Alternate Consignee (or Shipper)
Month Day Year

18. Designated Receiving Facility Owner or Operator: Certification of receipt of materials covered by the bill of lading except as noted in Item 17a

Printed/Typed Name: Katine Davis
Signature
Month 2 Day 28 Year 22

SHIPPER | INT'L | TRANSPORTER | DESIGNATED CONSIGNEE

COVANTA
Environmental Solutions

SO260545

Corporate Office
5300 N 33rd St. - Milwaukee, WI 53209
Phone: 800-842-9792 Fax: 414-461-3812

BILL OF LADING

1. Shipper ID Number: NCVSQG
2. Page 1 of
3. Emergency Response Phone: (800) 814-1204
4. Tracking Number: CES 143668

5. Shipper's Name and Mailing Address
Colonial Pipeline Company
14108 Huntersville-Concord Road
Huntersvile North Carolina 28078
Shipper's Phone:

Shipper's Site Address (if different than mailing address)
Colonial Pipeline Company
14108 Huntersville-Concord Road
Huntersvile North Carolina 28078

6. Transporter 1 Company Name: Covanta Environmental Solutions
U.S. EPA ID Number: PAR000043026

7. Transporter 2 Company Name:
U.S. EPA ID Number:

8. Consignee Name and Site Address
Covanta Environmental Solutions LLC
2503 Fayetteville Street
Asheboro NC 27203 (336) 683-0911
Facility's Phone:
U.S. EPA ID Number: NCR000135384

HM	9. Shipping Name and Description	10. Containers No.	10. Containers Type	11. Total Quantity	12. Unit Wt./Vol.	
	1. Non-RCRA, Non-DOT Regulated Material	01	TT	5000	G	PLACARD? None YES ☐ NO ☐
	2.					PLACARD? YES ☐ NO ☐
	3.					PLACARD? YES ☐ NO ☐
	4.					PLACARD? YES ☐ NO ☐

13. Special Handling Instructions and Additional Information
1 5005955 Petroleum Contact Water CWT: N/A PO#:

Trailer # 1839 24
Emergency Response Guide On-board
Site arrival time 1545
Site departure time 1600
www.covanta.com

14. SHIPPER'S CERTIFICATION: I certify the materials are accurately described.
Shipper's/Offeror's Printed/Typed Name: Tim Moyer for Adam Harris @ CPC
Signature: T. L-Moyer
Month 02 Day 28 Year 22

INT'L
15. International Shipments ☐ Import to U.S. ☐ Export from U.S. Port of entry/exit:
Transporter Signature (for exports only): Date leaving U.S.:

TRANSPORTER
16. Transporter Acknowledgment of Receipt of Materials
Transporter 1 Printed/Typed Name: JAME MCNELL
Signature: Jame McNeel
Month 02 Day 28 Year 22
Transporter 2 Printed/Typed Name:
Signature:
Month Day Year

DESIGNATED CONSIGNEE
17. Discrepancy
17a. Discrepancy Indication Space ☐ Quantity ☐ Type ☐ Residue ☐ Partial Rejection ☐ Full Rejection
Bill of Lading Reference Number:
17b. Alternate Consignee (or Shipper)
U.S. EPA ID Number
Facility's Phone:
17c. Signature of Alternate Consignee (or Shipper)
Month Day Year

18. Designated Receiving Facility Owner or Operator: Certification of receipt of materials covered by the bill of lading except as noted in Item 17a
Printed/Typed Name: Kaline Davis
Signature:
Month 2 Day 28 Year 22